





Game Results

Sheet	Game	Team	LSFE	1	2	3	4	5	6	7	8	9	10	Extra Ends	Total
A	7	JPN - Japan	*	4	0	4	2	1	0	0	3	X	X		14
	7	ESP - Spain		0	2	0	0	0	0	0	0	X	X		2

JPN - Japan



4 S MINAMI Mayu
3 V KITAGUCHI Mizuki
2 NATSUIZAKA Mayu
1 IKAWA Mari
A MOCHIZUKI Kotomi

Last Stone Draw: 129.0cm 71.0cm  IKAWA M
58.0cm  MINAMI M

Time remaining: 18 minutes 33 seconds

ESP - Spain

4 S ARBUES Patricia
3 V MUNTE Alicia
2 CUADRADO Ane
1 GARCIA DEL VALLE Macarena
A FERNANDEZ Sofia

Last Stone Draw: 357.1cm 185.4cm  GARCIA DEL VALLE M
171.7cm  CUADRADO A

Time remaining: 6 minutes 15 seconds

NOTES

Team position and functions are attached to each team member's name as follows:
4 = Fourth, 3 = Third, 2 = Second, 1 = Lead, A = Alternate, S = Skip, V = Vice-Skip

LEGEND

LSFE (*) Last stone first end X Unplayed/unfinished end due to concession