





## Game Results



Sheet	Game	Team	LSFE	1	2	3	4	5	6	7	8	9	10	Extra Ends	Total
C	6	SWE - Sweden		0	0	4	0	2	0	2	0	0	0		8
	6	JPN - Japan	*	1	1	0	1	0	1	0	1	1	1		7

SWE - Sweden		Game Accuracy
4 S	McMANUS Sara	78 %
3 V	OSTLUND Cecilia	84 %
2	HUHTA Anna	83 %
1	MABERGS Sofia	83 %
A	-	- %
Team Total		82 %

Last Stone Draw: 39.4cm 30.7cm  OSTLUND C  
8.7cm  McMANUS S

Time remaining: 3 minutes 34 seconds

JPN - Japan		Game Accuracy
4 S	MINAMI Mayu	66 %
3 V	KITAGUCHI Mizuki	66 %
2	NATSUIZAKA Mayu	75 %
1	MOCHIZUKI Kotomi	83 %
A	IKAWA Mari	- %
Team Total		73 %

Last Stone Draw: 18.7cm 4.9cm  KITAGUCHI M  
13.8cm  NATSUIZAKA M

Time remaining: 2 minutes 50 seconds

Time-out: end 8 - JPN stone 6

### NOTES

Team position and functions are attached to each team member's name as follows:  
4 = Fourth, 3 = Third, 2 = Second, 1 = Lead, A = Alternate, S = Skip, V = Vice-Skip

### LEGEND

LSFE (\*) Last stone first end