



WINTER
UNIVERSIADE
ŠTRBSKÉ PLESO/OSRBLIE
NORDIC SKIING & BIATHLON
2015



RESULT BOOK

NORDIC COMBINED

	Nordic Combined	1
1	Table of Contents	2
2	Competition Schedule	4
3	Number of Entries by Country	5
4	Medallists by Event	6
5	Medal Standings	7
6	Individual Gundersen NH / 10 km	8
6.1	Medallists	9
6.2	Official Training	10
6.2.1	Individual Gundersen NH / 10 km Official Training 1	10
6.2.1.1	Result List	10
6.2.2	Individual Gundersen NH / 10 km Official Training 2	12
6.2.2.1	Result List	12
6.3	Ski Jumping	14
6.3.1	Individual Gundersen NH / 10 km Ski Jumping Trial Round	14
6.3.1.1	Result List	14
6.3.2	Individual Gundersen NH / 10 km Ski Jumping Competition Round	15
6.3.2.1	Start List	15
6.3.2.2	Intermediate Results	16
6.4	Cross-Country Race	17
6.4.1	Start List - Cross Country	17
6.4.2	Result List	18
7	Individual Mass Start 10 km / NH	19
7.1	Medallists	20
7.2	Official Training	21
7.2.1	Result List	21
7.3	Cross-Country Race	23
7.3.1	Start List Mass Start	23
7.3.2	Intermediate Results After Cross Country	24
7.4	Ski Jumping	26
7.4.1	Individual Mass Start 10 km / NH Ski Jumping First Round	26
7.4.1.1	Start List Mass Start	26
7.4.2	Individual Mass Start 10 km / NH Ski Jumping Final Round	27
7.4.2.1	Start List Mass Start	27
7.4.2.2	Results	28
8	Team Gundersen NH / 3x5 km	30
8.1	Medallists	31
8.2	Ski Jumping	32
8.2.1	Team Gundersen NH / 3x5 km Ski Jumping Trial Round	32
8.2.1.1	Result List	32



8.2.2	Team Gundersen NH / 3x5 km Ski Jumping Competition Round	33
8.2.2.1	Start List	33
8.2.2.2	Intermediate Results	34
8.3	Cross-Country Race	36
8.3.1	Start List	36
8.3.2	Result List	37



Competition Schedule

As of WED 28 JAN 2015


Date	Start Time	Events
SUN 25 JAN	10:00	Training Gundersen
MON 26 JAN	9:15	Trial Round
	10:00	Competition Round Gundersen Ski Jumping
	15:00	Cross Country Race Gundersen
WED 28 JAN	11:30	Training Mass Start Ski Jumping
THU 29 JAN	9:00	Cross Country Race Mass Start
	11:45	Trial Round Mass Start
	12:30	Mass Start 1st Competition Round Mass Start Final Competition Round
FRI 30 JAN	10:00	Team Training Ski Jumping
SAT 31 JAN	9:20	Team Trial Round
	10:00	Team Competition Round Ski Jumping
	15:00	Team Cross Country Race



Number of Entries by Country

As of MON 26 JAN 2015

Country	
CZE - Czech Republic	2
EST - Estonia	1
FIN - Finland	2
GER - Germany	3
JPN - Japan	4
KOR - Republic of Korea	1
POL - Poland	5
RUS - Russian Federation	8
UKR - Ukraine	3
Total:	29



Medallists by Event

As of SAT 31 JAN 2015 at 15:59

Event Name	Date	Medal	Name	Ctry Code
NH Team Gundersen	SAT 31 JAN	GOLD	WASEL Johannes SIMON Tobias WELDE David	GER
		SILVER	YAMAMOTO Go SHIMIZU Aguri WATANABE Takehiro	JPN
		BRONZE	MASTIEV Samir NABEEV Niyaz YAHIN Ernest	RUS
Mass Start 10.0 km	THU 29 JAN	GOLD	CIESLAR Adam	POL
		SILVER	WELDE David	GER
		BRONZE	WANTULOK Mateusz	POL
Individual Gundersen NH / 10 km	MON 26 JAN	GOLD	CIESLAR Adam	POL
		SILVER	WELDE David	GER
		BRONZE	KUPCZAK Szczepan	POL

LEGEND
 NH Normal Hill



Medal Standings

As of SAT 31 JAN 2015

Rank	Country	G	S	B	Tot	Rank by Total
1	POL - Poland	2		2	4	1
2	GER - Germany	1	2		3	2
3	JPN - Japan		1		1	=3
4	RUS - Russian Federation			1	1	=3
	Total:	3	3	3	9	

LEGEND

= Equal sign indicates that two or more NOCs share the same rank by total
 G Gold
 Tot Total

B Bronze
 S Silver




WINTER
UNIVERSIADE
ŠTRBSKÉ PLESO/OSRBLIE
NORDIC SKIING & BIATHLON
2015



RESULT BOOK

NORDIC COMBINED

Individual Gundersen NH / 10 km



Medallists

Medal	Name	Country
GOLD	CIESLAR Adam	POL - Poland
SILVER	WELDE David	GER - Germany
BRONZE	KUPCZAK Szczepan	POL - Poland


LEGEND
 NH Normal Hill



Result List Official Training

Jury / Competition Management		Judges			Hill Data / Calculation		
Technical Delegate (TD)	PELKONEN Jyri (FIN)	A	BABIS Emil (SVK)	Hill Size / (95%)	100 m / (95 m)		
Assistant TD	SLAVIK Stanislav (CZE)	B	POLLHAMMER Fritz (AUT)	K-Point	90 m		
Chief of Competition	FRAK Vladimir (SVK)	C	BAIER Jan (CZE)	Meter Value	2.0 Points/m		
FISU Technical Delegate	LUSTENBERGER Karl (SUI)	D	RAPPENGLUECK Franz (GER)	Gate Factor	6.00		
Chief of Course	SERFEL Marek (SVK)	E	GUNKA Ryszard (POL)	Wind Factor	6.40 / 7.74		
				Seconds per Point	4		
				Points per Minute	15		

Bib	Name	Ctry Code	1st Round					2nd Round					3rd Round				
			Speed [km/h] Rank	Dist. [m] Rank	G / W Comp. Points	Gate [m/s] Points	Points Rank	Speed [km/h] Rank	Dist. [m] Rank	G / W Comp. Points	Gate [m/s] Points	Points Rank	Speed [km/h] Rank	Dist. [m] Rank	G / W Comp. Points	Gate [m/s] Points	Points Rank
1	KUPCZAK Szczepan	POL	88.0 10.	86.5 5.	35 0.02	0.02 6.	52.9 6.	87.9 1.	90.5 4.	34 -4.3	0.67 4.	56.7 4.	87.7 12.	86.0 7.	34 -2.9	0.46 7.	49.1 7.
2	PASICHNYK Viktor	UKR	87.6 15.	81.0 12.	35 -0.13	0.13 13.	41.2 13.	87.2 17.	86.0 6.	34 -3.1	0.48 7.	48.9 7.	87.4 20.	81.5 16.	34 -2.2	0.35 13.	40.8 13.
3	SLOWIOK Pawel	POL	88.2 2.	86.5 5.	35 0.01	0.01 6.	52.9 6.	87.7 5.	85.0 7.	34 -3.7	0.58 9.	46.3 9.	88.1 3.	85.5 8.	34 -1.2	0.18 6.	49.8 6.
4	SONEHARA Go	JPN															
5	HEIDE Raiko	EST	88.2 2.	66.0 24.	35 0.00	0.00 24.	12.0 24.	87.8 2.	68.0 24.	34 -3.6	0.57 24.	12.4 24.	88.1 3.	70.0 23.	34 0.5	-0.07 23.	20.5 23.
6	MARUSARZ Wojciech	POL	87.4 18.	71.0 22.	35 -0.04	-0.04 22.	22.3 22.	87.3 13.	81.0 13.	34 -4.7	0.74 16.	37.3 16.	86.9 23.	81.0 17.	34 -1.2	0.18 13.	40.8 13.
7	OKS Nikita	RUS	88.2 2.	79.0 15.	35 0.04	0.04 17.	37.7 17.	87.7 5.	83.0 10.	34 -3.5	0.55 11.	42.5 11.	87.7 12.	82.5 12.	34 -4.2	0.66 13.	40.8 13.
8	MOROZOV Valerii	UKR	88.1 7.	70.0 23.	35 0.01	0.01 23.	19.9 23.	87.6 11.	69.5 23.	34 -3.7	0.58 23.	15.3 23.	87.7 12.	73.0 22.	34 -5.1	0.80 22.	20.9 22.
9	ZEMAN Martin	CZE	87.8 12.	77.0 18.	35 -0.09	-0.09 18.	34.7 18.	87.7 5.	81.0 13.	34 -3.7	0.58 15.	38.3 15.	87.5 19.	82.0 15.	34 -2.9	0.45 12.	41.1 12.
10	YAMAMOTO Go	JPN	88.1 7.	87.5 4.	35 0.00	0.00 4.	55.0 4.	87.7 5.	93.5 1.	34 -4.5	0.70 3.	62.5 3.	87.6 18.	94.0 1.	34 -5.0	0.78 2.	63.0 2.
11	KUTAL Petr	CZE	88.2 2.	84.0 9.	35 -0.16	-0.16 8.	49.2 8.	87.8 2.	88.0 5.	34 -2.6	0.40 5.	53.4 5.	87.8 9.	92.0 3.	34 -3.5	0.55 3.	60.5 3.
12	WASEL Johannes	GER	88.2 2.	79.5 14.	35 -0.02	-0.02 16.	39.2 16.	87.7 5.	81.5 12.	34 -2.7	0.42 13.	40.3 13.	87.7 12.	85.5 8.	34 -3.5	0.54 8.	47.5 8.
13	WANTULOK Mateusz	POL	88.3 1.	93.5 2.	35 0.01	0.01 2.	66.9 2.	87.7 5.	93.5 1.	33 -2.6	0.40 2.	66.9 2.	87.8 9.	94.0 1.	34 -3.2	0.50 1.	64.8 1.
14	LEINONEN Mikke	FIN	88.1 7.	84.0 9.	35 0.02	0.02 10.	47.9 10.	87.2 17.	84.5 8.	33 -3.8	0.60 8.	47.7 8.	87.3 21.	85.5 8.	34 -4.5	0.71 10.	46.5 10.
15	BALANDA Ruslan	UKR	87.7 14.	75.0 20.	35 0.04	0.04 20.	29.7 20.	87.0 21.	79.0 17.	33 -3.5	0.55 17.	37.0 17.	87.2 22.	77.0 20.	34 -1.2	0.19 20.	32.8 20.
16	PARK Jeun	KOR	87.3 20.	74.5 21.	35 0.03	0.03 21.	28.8 21.	86.9 24.	80.5 15.	33 -4.2	0.66 14.	39.3 14.	87.8 9.	77.5 18.	35 -2.5	-0.35 2.7	35.2 18.
17	SEREGIN Aleksei	RUS	87.9 11.	76.5 19.	35 0.18	0.18 19.	31.8 19.	87.4 12.	73.5 21.	33 -0.9	0.14 22.	28.6 22.	88.3 1.	76.5 21.	35 -2.5	-0.35 2.7	33.2 19.
18	ZHARKOV Dmitrii	RUS	87.6 15.	85.0 8.	35 0.25	0.25 9.	48.4 9.	87.2 17.	82.5 11.	33 -2.2	0.35 10.	45.3 10.	87.7 12.	84.0 11.	35 -2.5	0.48 -3.1	42.4 11.
19	SHIMIZU Aguri	JPN															
20	KLIMOV Evgenii	RUS	87.3 20.	97.5 1.	33 0.37	0.37 1.	77.5 1.	87.0 21.	91.5 3.	31 7.4	-1.00 7.7	78.1 1.					
21	VAEHAESOEYRINKI Eetu	FIN	87.3 20.	82.5 11.	33 0.33	0.33 11.	47.8 11.	87.3 13.	79.5 16.	33 0.3	-0.04 12.	41.8 12.	88.0 5.	87.0 6.	35 -2.5	0.62 -4.0	47.5 8.
22	BARKOV Viacheslav	RUS	86.9 24.	79.0 15.	33 0.36	0.36 15.	40.6 15.	87.0 21.	75.0 19.	33 1.5	-0.19 21.	34.0 21.	87.7 12.	82.5 12.	35 -2.5	0.72 -4.6	37.9 17.
23	NABEEV Niyaz	RUS	87.4 18.	86.0 7.	33 0.33	0.33 5.	54.8 5.	87.3 13.	73.5 21.	33 0.61	-0.61 20.	34.2 20.	88.0 5.	91.0 4.	35 -2.5	1.10 -7.0	52.5 5.
24	SIMON Tobias	GER															
25	MASTIEV Samir	RUS	87.5 17.	81.0 12.	33 0.33	0.33 12.	44.8 12.	87.3 13.	74.0 20.	33 0.60	-0.60 19.	35.1 19.	88.0 5.	77.5 18.	35 -2.5	0.78 -5.0	27.5 21.
26	WELDE David	GER	87.1 23.	79.0 15.	33 0.34	0.34 14.	40.7 14.	87.1 20.	75.5 18.	33 0.25	-0.25 18.	35.4 18.	87.9 8.	82.5 12.	35 -2.5	0.65 -4.2	38.3 16.



SUN 25 JAN 2015

Start Time 9:59 / End Time 11:03

Result List Official Training

Bib	Name	Ctry Code	1st Round					2nd Round					3rd Round				
			Speed [km/h] Rank	Dist. [m] Rank	G / W Comp. Gate Points		Points Rank	Speed [km/h] Rank	Dist. [m] Rank	G / W Comp. Gate Points		Points Rank	Speed [km/h] Rank	Dist. [m] Rank	G / W Comp. Gate Points		Points Rank
27	CIESLAR Adam	POL	87.8 12.	91.5 3.	33 4.9	0.32 -2.0	65.9 3.	87.8 2.	84.0 9.	33 2.5	-0.25 1.9	52.4 6.	88.2 2.	90.5 5.	35 -2.5	0.38 -2.4	56.1 4.
28	YAHIN Ernest	RUS															
29	WATANABE Takehiro	JPN															

Competition / Weather Information

	Time	Base Values			Weather	Temp. [°C]		Humid. [%]	Wind [m/s]		
		Wind	Gate	Length		Air	Snow		Min.	Max.	Aver.
1st Round	09:59 - 10:16	0.00	35		Snow	-1.6 / -1.6	-9.0 / -9.0	95 / 95	-0.16	0.37	0.12
2nd Round	10:22 - 10:38	0.00	34		Snow	-1.6 / -1.4	-9.0 / -9.0	94 / 92	-1.00	0.74	0.26
3rd Round	10:45 - 11:03	0.00	34		Snow	-1.3 / -0.8	-9.0 / -9.0	92 / 85	-0.35	1.10	0.46

Statistics

	Gate		Athletes	Falls	Distance [m]			Speed [km/h]			Jumpers / Nations		
	No.	Diff			Min.	Max.	Aver.	Min.	Max.	Aver.	In Start List	Started	With Results
1st Round	33		7	0	79.0	97.5	85.2	86.9	87.8	87.3	29/9	24/9	24/9
	35		17	0	66.0	93.5	79.7	87.3	88.3	87.9			
2nd Round	31		1	0	91.5	91.5	91.5	87.0	87.0	87.0	29/9	24/9	24/9
	33		12	0	73.5	93.5	79.5	86.9	87.8	87.2			
	34		11	0	68.0	93.5	82.4	87.2	87.9	87.6			
3rd Round	34		14	0	70.0	94.0	83.5	86.9	88.1	87.6	29/9	23/9	23/9
	35		9	0	76.5	91.0	83.2	87.7	88.3	87.9			

NOTE

A bolded line in the "Gate" column indicates a change in start gate assignment at that point.

Legend

Assistant TD Assistant Technical Delegate

Ctry Code Country Code

Humid. Humidity

Min. Minimum

Temp. Temperature

Aver. Average

Dist. Distance

Max. Maximum

NH Normal Hill



Result List Official Training

Jury / Competition Management		Judges			Hill Data / Calculation	
Technical Delegate (TD)	PELKONEN Jyri (FIN)	A	GUNKA Ryszard (POL)	Hill Size / (95%)	100 m / (95 m)	
Assistant TD	SLAVIK Stanislav (CZE)	B	BABIS Emil (SVK)	K-Point	90 m	
Chief of Competition	FRAK Vladimir (SVK)	C	POLLHAMMER Fritz (AUT)	Meter Value	2.0 Points/m	
FISU Technical Delegate	LUSTENBERGER Karl (SUI)	D	BAIER Jan (CZE)	Gate Factor	6.00	
Chief of Course	SERFEL Marek (SVK)	E	RAPPEGLUECK Franz (GER)	Wind Factor	6.40 / 7.74	
				Seconds per Point	1.33333	
				Points per Minute	45	

Bib	Name	Ctry Code	1st Round					2nd Round					Remarks
			Speed [km/h]	Dist. [m]	G / W Comp. Gate	Points [m/s]	Points	Speed [km/h]	Dist. [m]	G / W Comp. Gate	Points [m/s]	Points	
			Rank	Rank	Points	Points	Rank	Rank	Points	Points	Rank		
1	OKS Nikita	RUS											
2	LEINONEN Mikke	FIN											
3	PARK Jeun	KOR											
4	KUPCZAK Szczepan	POL											
5	ZHARKOV Dmitrii	RUS											
6	ZEMAN Martin	CZE											
7	YAMAMOTO Go	JPN	85.7	81.0	27	0.97	35.8	86.6	81.5	29	0.25	41.4	
			3.	3.		-6.2	3.	3.	4.		-1.6	4.	
8	VILIVCHUK Oleh	UKR											
9	WASEL Johannes	GER	85.8	74.0	27	0.14	27.1	86.7	77.0	29	0.25	32.4	
			2.	5.		-0.9	5.	2.	5.		-1.6	5.	
10	HEIDE Raiko	EST											
11	WANTULOK Mateusz	POL											
12	SHIMIZU Aguri	JPN	85.6	86.5	27	1.43	43.8	86.6	86.5	29	-0.08	53.6	
			6.	1.		-9.2	2.	3.	1.		0.6	1.	
13	MARUSARZ Wojciech	POL											
14	BALANDA Ruslan	UKR											
15	SEREGIN Aleksei	RUS											
16	SLOWIOK Pawel	POL											
17	KUTAL Petr	CZE											
18	PASICHNYK Viktor	UKR											
19	SONEHARA Go	JPN	85.7	85.0	27	0.60	46.2	86.8	82.5	29	-0.31	47.4	
			3.	2.		-3.8	1.	1.	3.		2.4	2.	
20	KLIMOV Evgenii	RUS											
21	VAEHAESOEYRINKI Eetu	FIN											
22	BARKOV Viacheslav	RUS											
23	NABEEV Niyaz	RUS											
24	SIMON Tobias	GER											
25	MASTIEV Samir	RUS											
26	WELDE David	GER	86.1	58.5	27	0.81	-8.2	86.5	72.0	29	-0.03	24.2	
			1.	6.		-5.2	6.	5.	6.		0.2	6.	



FRI 30 JAN 2015

Start Time 10:17 / End Time 10:39

Result List Official Training

Bib	Name	Ctry Code	1st Round				2nd Round				Remarks	
			Speed [km/h]	Dist. [m]	G / W Comp. Gate	Points [m/s]	Speed [km/h]	Dist. [m]	G / W Comp. Gate	Points [m/s]		
			Rank	Rank	Points	Points	Rank	Rank	Rank	Points	Points	Rank
27	CIESLAR Adam	POL										
28	YAHIN Ernest	RUS										
29	WATANABE Takehiro	JPN	85.7 3.	80.0 4.	27	1.11 -7.1	32.9 4.	86.5 5.	83.0 2.	29	0.23 -1.5	44.5 3.

Competition / Weather Information

	Time	Base Values			Weather	Temp. [°C]		Humid. [%]	Wind [m/s]		
		Wind	Gate	Length		Air	Snow		Min.	Max.	Aver.
1st Round	10:17 - 10:23	0.00	27		Snow	-1.6 / -1.6	-10.0 / -10.0	95 / 95	0.14	1.43	1.00
2nd Round	10:35 - 10:39	0.00	29		Snow	-1.7 / -1.7	-10.0 / 0.0	95 / 95	-0.31	0.25	0.05

Statistics

	Gate		Athletes	Falls	Distance [m]			Speed [km/h]			Jumpers / Nations		
	No.	Diff			Min.	Max.	Aver.	Min.	Max.	Aver.	In Start List	Started	With Results
1st Round	27		0	0	58.5	86.5	77.5	85.6	86.1	85.7	29/9	6/2	6/2
2nd Round	29		0	0	72.0	86.5	80.4	86.5	86.8	86.6	29/9	6/2	6/2

NOTE

A bolded line in the "Gate" column indicates a change in start gate assignment at that point.

Legend

Assistant TD Assistant Technical Delegate

Ctry Code Country Code

Humid. Humidity

Min. Minimum

Temp. Temperature

Aver. Average

Dist. Distance

Max. Maximum

NH Normal Hill



MON 26 JAN 2015

Start Time 9:15 / End Time 9:32

Results Trial Round

Jury / Competition Management		Judges			Hill Data / Calculation		
Technical Delegate (TD)	PELKONEN Jyri (FIN)	A	BABIS Emil (SVK)	Hill Size / (95%)	100 m / (95 m)		
Assistant TD	SLAVIK Stanislav (CZE)	B	POLLHAMMER Fritz (AUT)	K-Point	90 m		
Chief of Competition	FRAK Vladimir (SVK)	C	BAIER Jan (CZE)	Meter Value	2.0 Points/m		
FISU Technical Delegate	LUSTENBERGER Karl (SUI)	D	RAPPENGLUECK Franz (GER)	Gate Factor	6.00		
Chief of Course	SERFEL Marek (SVK)	E	GUNKA Ryszard (POL)	Wind Factor	6.40 / 7.74		
				Seconds per Point	4		
				Points per Minute	15		

Bib	Name	Ctry Code	Speed [km/h] Rank	Distance [m] Rank	G / W Comp. Gate Points	Points [m/s] Rank	Bib	Name	Ctry Code	Speed [km/h] Rank	Distance [m] Rank	G / W Comp. Gate Points	Points [m/s] Rank
1	KUPCZAK Szczepan	POL	88.5 4.	92.5 3.	35 0.00 0.0	65.0 4.	13	LEINONEN Mikke	FIN	87.6 20.	85.5 12.	33 4.9 -1.7	54.2 12.
2	PASICHNYK Viktor	UKR	88.5 4.	91.0 5.	35 0.06 -0.4	61.6 7.	14	BALANDA Ruslan	UKR	87.4 23.	81.0 19.	33 4.9 -1.7	45.2 18.
3	SLOWIOK Pawel	POL	88.6 2.	90.5 6.	35 -0.03 0.2	61.2 9.	15	PARK Jeun	KOR	87.7 19.	87.5 11.	33 4.9 -1.0	58.9 11.
4	HEIDE Raiko	EST	88.6 2.	72.5 23.	35 0.08 -0.5	24.5 23.	16	SEREGIN Aleksei	RUS	87.9 12.	78.5 22.	33 4.9 -0.4	41.5 21.
5	MARUSARZ Wojciech	POL	87.8 15.	82.0 17.	35 -0.07 0.5	44.5 19.	17	ZHARKOV Dmitrii	RUS	87.5 21.	84.5 14.	33 4.9 -1.2	52.7 13.
6	OKS Nikita	RUS	88.5 4.	84.5 14.	35 0.06 -0.4	48.6 16.	18	VAEHAESOEYRINKI Eetu	FIN	87.9 12.	89.0 9.	33 4.9 -1.2	61.7 6.
7	VILIVCHUK Oleh	UKR	88.7 1.	80.5 20.	35 0.12 -0.8	40.2 22.	19	BARKOV Viacheslav	RUS	87.8 15.	84.5 14.	33 4.9 -1.9	52.0 14.
8	ZEMAN Martin	CZE	88.4 7.	85.5 12.	35 0.21 -1.3	49.7 15.	20	NABEEV Niyaz	RUS	87.8 15.	88.5 10.	33 4.9 -1.2	60.7 10.
9	YAMAMOTO Go	JPN	88.1 10.	93.5 2.	34 0.29 -1.9	67.6 3.	21	SIMON Tobias	GER	87.5 21.	90.5 6.	30 12.3 -1.0	72.3 1.
10	KUTAL Petr	CZE	88.4 7.	91.5 4.	34 0.38 -2.4	63.1 5.	22	MASTIEV Samir	RUS	88.0 11.	79.5 21.	33 4.9 -0.5	43.4 20.
11	WASEL Johannes	GER	88.2 9.	90.5 6.	34 0.32 -2.0	61.5 8.	23	WELDE David	GER	87.8 15.	82.0 17.	33 4.9 -0.4	48.5 17.
12	WANTULOK Mateusz	POL	87.9 12.	94.0 1.	33 0.32 -2.0	70.9 2.	24	CIESLAR Adam	POL				

Competition / Weather Information

	Time	Base Values			Weather	Temp. [°C]		Humid. [%]	Wind [m/s]		
		Wind	Gate	Length		Air	Snow		Min.	Max.	Aver.
Trial Round	09:15 - 09:32	0.00	35		cloudy	-4.7 / -3.7	-11.0 / -11.0	95 / 95	-0.07	0.38	0.16

Statistics

	Gate		Athletes	Falls	Distance [m]			Speed [km/h]			Jumpers / Nations		
	No.	Diff			Min.	Max.	Aver.	Min.	Max.	Aver.	In Start List	Started	With Results
Trial Round	30		1	0	90.5	90.5	90.5	87.5	87.5	87.5	24/9	23/9	23/9
	33		11	0	78.5	94.0	84.9	87.4	88.0	87.7			
	34		3	0	90.5	93.5	91.8	88.1	88.4	88.2			
	35		8	0	72.5	92.5	84.8	87.8	88.7	88.4			

NOTE

A bolded line in the "Gate" column indicates a change in start gate assignment at that point.

Legend

Assistant TD Assistant Technical Delegate
Ctry Code Country Code
Humid. Humidity
Min. Minimum
Temp. Temperature

Aver. Average
Dist. Distance
Max. Maximum
NH Normal Hill



MON 26 JAN 2015

Start Time 10:00 (Trial 9:15)

Start List

Jury / Competition Management		Judges		Hill Data / Calculation	
Technical Delegate (TD)	PELKONEN Jyri (FIN)	A	BABIS Emil (SVK)	Hill Size / (95%)	100 m / (95 m)
Assistant TD	SLAVIK Stanislav (CZE)	B	POLLHAMMER Fritz (AUT)	K-Point	90 m
Chief of Competition	FRAK Vladimir (SVK)	C	BAIER Jan (CZE)	Meter Value	2.0 Points/m
FISU Technical Delegate	LUSTENBERGER Karl (SUI)	D	RAPPENGLUECK Franz (GER)	Gate Factor	6.00
Chief of Course	SERFEL Marek (SVK)	E	GUNKA Ryszard (POL)	Wind Factor	6.40 / 7.74
				Seconds per Point	4
				Points per Minute	15

Number of Competitors: 24, Number of Countries: 9

Bib	Name	Ctry Code	Trial			Competition Round			
			Speed [km/h]	Distance [m]	Gate	Speed [km/h]	Distance [m]	Points	Rank
1	KUPCZAK Szczepan	POL							
2	PASICHNYK Viktor	UKR							
3	SLOWIOK Pawel	POL							
4	HEIDE Raiko	EST							
5	MARUSARZ Wojciech	POL							
6	OKS Nikita	RUS							
7	VILIVCHUK Oleh	UKR							
8	ZEMAN Martin	CZE							
9	YAMAMOTO Go	JPN							
10	KUTAL Petr	CZE							
11	WASEL Johannes	GER							
12	WANTULOK Mateusz	POL							
13	LEINONEN Mikke	FIN							
14	BALANDA Ruslan	UKR							

technical break

15	PARK Jeun	KOR							
16	SEREGIN Aleksei	RUS							
17	ZHARKOV Dmitrii	RUS							
18	VAEHAESOEYRINKI Eetu	FIN							
19	BARKOV Viacheslav	RUS							
20	NABEEV Niyaz	RUS							
21	SIMON Tobias	GER							
22	MASTIEV Samir	RUS							
23	WELDE David	GER							
24	CIESLAR Adam	POL							

NOTE

How point scores are calculated

A competitor is awarded 60 points for jumping the K-point distance. For every metre more or less than the K point, a competitor has 2.0 points added or subtracted from his total. In addition, competitors are awarded points for style (for flight, landing and out-run) up to a maximum of 20 per judge. Five judges score each jump, with the highest and lowest scores discarded and the scores of the other three summed and added to the competitor's points for distance.

Legend

Assistant TD Assistant Technical Delegate
NH Normal Hill

Ctry Code Country Code



MON 26 JAN 2015

Start Time 10:00 / End Time 10:18

Intermediate Results Ski Jumping

Jury / Competition Management		Judges					Hill Data / Calculation				
Technical Delegate (TD)	PELKONEN Jyri (FIN)	A	BABIS Emil (SVK)	Hill Size / (95%)	100 m / (95 m)						
Assistant TD	SLAVIK Stanislav (CZE)	B	POLLHAMMER Fritz (AUT)	K-Point	90 m						
Chief of Competition	FRAK Vladimir (SVK)	C	BAIER Jan (CZE)	Meter Value	2.0 Points/m						
FISU Technical Delegate	LUSTENBERGER Karl (SUI)	D	RAPPENGLUECK Franz (GER)	Gate Factor	6.00						
Chief of Course	SERFEL Marek (SVK)	E	GUNKA Ryszard (POL)	Wind Factor	6.40 / 7.74						
				Seconds per Point	4						
				Points per Minute	15						


Rank	Bib	Name	Ctry Code	Speed [km/h]	Dist. [m]	Dist. Points	Judges Marks					Judges Points	Gate / Wind Compensation			Round Total	Diff.	
							A	B	C	D	E		Gate Points	[m/s]	Points			
1.	21	SIMON Tobias	GER	87.5	99.0	78.0	16.5	16.5	17.0	17.0	17.0	50.5	30	7.4	0.92	-5.9	130.0	0:00
2.	12	WANTULOK Mateusz	POL	87.7	98.0	76.0	18.5	17.5	17.0	16.5	18.0	52.5	32	2.5	0.61	-3.9	127.1	+0:12
3.	24	CIESLAR Adam	POL	87.7	95.0	70.0	18.5	18.0	18.5	18.0	18.0	54.5	32	2.5	0.78	-5.0	122.0	+0:32
4.	1	KUPCZAK Szczepan	POL	87.9	95.0	70.0	18.0	18.0	18.0	17.5	18.0	54.0	33		0.71	-4.5	119.5	+0:42
5.	2	PASICHNYK Viktor	UKR	88.0	94.0	68.0	18.0	18.0	18.0	18.0	17.5	54.0	33		0.64	-4.1	117.9	+0:48
6.	9	YAMAMOTO Go	JPN	87.4	92.5	65.0	17.5	18.0	18.5	17.5	18.0	53.5	32	2.5	0.64	-4.1	116.9	+0:52
7.	20	NABEEV Niyaz	RUS	87.4	92.5	65.0	17.5	18.0	18.0	17.5	17.5	53.0	32	2.5	0.84	-5.4	115.1	+1:00
8.	10	KUTAL Petr	CZE	87.8	91.0	62.0	17.5	18.0	16.0	17.0	17.5	52.0	32	2.5	0.59	-3.8	112.7	+1:09
9.	3	SLOWIOK Pawel	POL	88.0	92.0	64.0	17.5	18.5	17.5	17.5	17.5	52.5	33		0.68	-4.4	112.1	+1:12
10.	13	LEINONEN Mikke	FIN	87.5	89.5	59.0	17.5	18.0	17.0	17.5	17.5	52.5	32	2.5	0.56	-3.6	110.4	+1:18
11.	18	VAEHAESOEYRINKI Eetu	FIN	87.4	90.0	60.0	17.5	18.0	17.5	18.0	17.5	53.0	32	2.5	0.83	-5.3	110.2	+1:19
12.	15	PARK Jeun	KOR	87.4	90.0	60.0	16.0	17.5	16.0	17.5	17.5	51.0	32	2.5	0.78	-5.0	108.5	+1:26
13.	23	WELDE David	GER	87.6	89.0	58.0	17.0	17.5	17.5	17.5	17.5	52.5	32	2.5	0.86	-5.5	107.5	+1:30
14.	11	WASEL Johannes	GER	87.6	88.0	56.0	17.0	17.5	16.5	17.0	17.0	51.0	32	2.5	0.58	-3.7	105.8	+1:37
15.	17	ZHARKOV Dmitrii	RUS	87.3	86.5	53.0	17.0	17.5	17.0	17.0	17.0	51.0	32	2.5	0.84	-5.4	101.1	+1:56
16.	6	OKS Nikita	RUS	88.0	87.0	54.0	15.5	16.5	17.0	17.0	17.0	50.5	33		0.66	-4.2	100.3	+1:59
17.	22	MASTIEV Samir	RUS	87.6	86.0	52.0	16.5	17.0	17.0	17.0	16.5	50.5	32	2.5	0.82	-5.2	99.8	+2:01
18.	19	BARKOV Viacheslav	RUS	87.1	84.5	49.0	17.0	16.5	16.5	16.5	17.0	50.0	32	2.5	0.73	-4.7	96.8	+2:13
19.	8	ZEMAN Martin	CZE	87.8	83.5	47.0	16.0	16.5	17.0	16.5	17.0	50.0	33		0.56	-3.6	93.4	+2:26
20.	5	MARUSARZ Wojciech	POL	87.2	83.5	47.0	16.0	16.5	15.5	16.0	16.5	48.5	33		0.65	-4.2	91.3	+2:35
21.	16	SEREGIN Aleksei	RUS	87.5	79.5	39.0	15.5	16.5	16.0	16.5	16.5	49.0	32	2.5	0.69	-4.4	86.1	+2:56
22.	14	BALANDA Ruslan	UKR	87.1	80.0	40.0	16.0	16.0	17.0	16.0	16.0	48.0	32	2.5	0.71	-4.5	86.0	+2:56
23.	7	VILIVCHUK Oleh	UKR	88.0	82.0	44.0	15.5	14.5	15.0	15.0	16.0	45.5	33		0.67	-4.3	85.2	+2:59
24.	4	HEIDE Raiko	EST	88.0	77.5	35.0	16.0	16.0	16.5	16.5	16.5	49.0	33		0.63	-4.0	80.0	+3:20

Competition Round	Time	Base Values			Weather	Temp. [°C]		Humid. [%]	Wind [m/s]		
		Wind	Gate	Length		Air	Snow		Min.	Max.	Aver.

Competition Round	Gate		Athletes	Falls	Distance [m]			Speed [km/h]			Jumpers / Nations		
	No.	Diff			Min.	Max.	Aver.	Min.	Max.	Aver.	In Start List	Started	With Results
	32		15	0	79.5	98.0	88.8	87.1	87.8	87.4			
	33		8	0	77.5	95.0	86.8	87.2	88.0	87.8			

NOTE
How point scores are calculated
 A competitor is awarded 60 points for jumping the K-point distance. For every metre more or less than the K point, a competitor has 2.0 points added or subtracted from his total. In addition, competitors are awarded points for style (for flight, landing and out-run) up to a maximum of 20 per judge. Five judges score each jump, with the highest and lowest scores discarded and the scores of the other three summed and added to the competitor's points for distance.
Calculation of the Time Difference in Individual Events
 The amount of time that a competitor must wait before starting is calculated by converting the number of points behind into time. Each point behind is equivalent to four (4) seconds of wait time, 15 points behind means a competitor starts one (1) minute later than the competitor in front of him.

Legend		Aver.	Average
Assistant TD	Assistant Technical Delegate	Diff.	Time Difference
Ctry Code	Country Code	Humid.	Humidity
Dist.	Distance	Min.	Minimum
Max.	Maximum	Temp.	Temperature
NH	Normal Hill		



Start List

REVISED
26 JAN 14:28

Jury / Competition Management		Course Information	
FIS Technical Delegate (TD)	PELKONEN Jyri (FIN)	Name:	Course 2.5 Km
FISU Technical Delegate	LUSTENBERGER Karl (SUI)	Height Difference (HD):	38 m
FIS Assistant TD	SLAVIK Stanislav (CZE)	Maximum Climb (MC):	47 m
Chief of Competition	FRAK Vladimir (SVK)	Total Climb (TC):	372 m
Chief of Course	SERFEL Marek (SVK)	Course Length:	2 500 m
		Number of Laps:	4

Number of Competitors: 24, Number of Countries: 9

Bib	Name	Ctry Code	Jump Points	Points Diff	Time Difference			Remarks
					Lane 1	Lane 2	Lane 3	
1	SIMON Tobias	GER	130.0	0,0	0:00			
2	WANTULOK Mateusz	POL	127.1	2,9		0:12		
3	CIESLAR Adam	POL	122.0	8,0			0:32	
4	KUPCZAK Szczepan	POL	119.5	10,5	0:42			
5	PASICHNYK Viktor	UKR	117.9	12,1		0:48		
6	YAMAMOTO Go	JPN	116.9	13,1			0:52	
7	NABEEV Niyaz	RUS	115.1	14,9	1:00			
8	KUTAL Petr	CZE	112.7	17,3		1:09		
9	SLOWIOK Pawel	POL	112.1	17,9			1:12	
10	LEINONEN Mikke	FIN	110.4	19,6	1:18			
11	VAEHAESOEYRINKI Eetu	FIN	110.2	19,8		1:19		
12	PARK Jeun	KOR	108.5	21,5			1:26	
13	WELDE David	GER	107.5	22,5	1:30			
14	WASEL Johannes	GER	105.8	24,2		1:37		
15	ZHARKOV Dmitrii	RUS	101.1	28,9			1:56	
16	OKS Nikita	RUS	100.3	29,7	1:59			
17	MASTIEV Samir	RUS	99.8	30,2		2:01		
18	BARKOV Viacheslav	RUS	96.8	33,2			2:13	
19	ZEMAN Martin	CZE	93.4	36,6	2:26			
20	MARUSARZ Wojciech	POL	91.3	38,7		2:35		
21	SEREGIN Aleksei	RUS	86.1	43,9			2:56	wave: 2:56
22	BALANDA Ruslan	UKR	86.0	44,0	2:56			wave: 2:56
23	VILIVCHUK Oleh	UKR	85.2	44,8		2:59		wave: 2:56
24	HEIDE Raiko	EST	80.0	50,0			3:20	wave: 2:56

NOTE

Calculation of the time difference in individual events


The amount of time that a competitor must wait before starting is calculated by converting the number of points behind into time. Each point behind is equivalent to four (4) seconds of wait time. 15 points behind means a competitor starts one (1) minute later than the competitor in front of him.

Wave

To prevent too large start time differences, the Jury can decide upon the use of the "wave start". The competitors start in groups at ten (10) second intervals. At the end of the event their time differences calculated from the Ski Jumping competition are added to their finish time from the Cross-Country race.

LEGEND			
Diff	Difference	NH	Normal Hill

revised Jury



MON 26 JAN 2015

Start Time 15:00 / End Time 15:35

Official Results

Jury / Competition Management				Course Information			
FIS Technical Delegate (TD)	PELKONEN Jyri (FIN)	Name:	Course 2.5 Km				
FISU Technical Delegate	LUSTENBERGER Karl (SUI)	Height Difference (HD):	38 m				
FIS Assistant TD	SLAVIK Stanislav (CZE)	Maximum Climb (MC):	47 m				
Chief of Competition	FRAK Vladimir (SVK)	Total Climb (TC):	372 m				
Chief of Course	SERFEL Marek (SVK)	Course Length:	2 500 m				
		Number of Laps:	4				

Rank	Bib	Name	Ctry Code	Points	Jump Rank	Time Difference	Cross-Country Time	Rank	Time Behind
PF 1	3	CIESLAR Adam	POL	122.0	3	0:32	25:46.3	3	26:18.3
PF 2	13	WELDE David	GER	107.5	13	1:30	24:48.3	1	+0.0
3	4	KUPCZAK Szczepan	POL	119.5	4	0:42	26:13.8	6	+37.5
4	5	PASICHNYK Viktor	UKR	117.9	5	0:48	26:12.4	5	+42.1
5	2	WANTULOK Mateusz	POL	127.1	2	0:12	27:05.0	13	+58.7
6	10	LEINONEN Mikke	FIN	110.4	10	1:18	26:01.9	4	+1:01.6
7	6	YAMAMOTO Go	JPN	116.9	6	0:52	26:30.1	9	+1:03.8
8	17	MASTIEV Samir	RUS	99.8	17	2:01	25:38.4	2	+1:21.1
9	1	SIMON Tobias	GER	130.0	1	0:00	27:46.9	17	+1:28.6
10	14	WASEL Johannes	GER	105.8	14	1:37	26:26.2	8	+1:44.9
11	11	VAEHAESOEYRINKI Eetu	FIN	110.2	11	1:19	26:44.8	10	+1:45.5
12	18	BARKOV Viacheslav	RUS	96.8	18	2:13	26:25.3	7	+2:20.0
13	12	PARK Jeun	KOR	108.5	12	1:26	27:44.9	16	+2:52.6
14	7	NABEEV Niyaz	RUS	115.1	7	1:00	28:18.5	19	+3:00.2
15	19	ZEMAN Martin	CZE	93.4	19	2:26	26:53.6	11	+3:01.3
16	20	MARUSARZ Wojciech	POL	91.3	20	2:35	27:06.2	14	+3:22.9
17	21	SEREGIN Aleksei	RUS	86.1	21	2:56	26:56.2	12	** +3:33.9
18	16	OKS Nikita	RUS	100.3	16	1:59	28:08.3	18	+3:49.0
19	22	BALANDA Ruslan	UKR	86.0	22	2:56	27:24.8	15	** +4:02.5
20	15	ZHARKOV Dmitrii	RUS	101.1	15	1:56	28:52.9	20	+4:30.6
21	23	VILIVCHUK Oleh	UKR	85.2	23	2:59	29:35.2	21	** +6:15.9
22	24	HEIDE Raiko	EST	80.0	24	3:20	32:54.6	22	** +9:56.3

Did Not Finish					
8	KUTAL Petr	CZE	112.7	8	1:09
9	SLOWIOK Pawel	POL	112.1	9	1:12

Weather	Snow Conditions	Temperatures [°C]		Competitors / Countries					
		Air	Snow	Entries	Ranked	DNS	DNF	DSQ	LAP
Fog	Packed	-8,0°C	-7,0°C	24/9	22/9	0/0	2/2	0/0	0/0

FIS Technical Delegate (TD):	Chief of Competition:
PELKONEN Jyri (FIN)	FRAK Vladimir (SVK)

NOTE
Calculation of the time difference in individual events
 The amount of time that a competitor must wait before starting is calculated by converting the number of points behind into time. Each point behind is equivalent to four (4) seconds of wait time. 15 points behind means a competitor starts one (1) minute later than the competitor in front of him.

Wave
 To prevent too large start time differences, the Jury can decide upon the use of the "wave start". The competitors start in groups at ten (10) second intervals. At the end of the event their time differences calculated from the Ski Jumping competition are added to their finish time from the Cross-Country race.

LEGEND							
**	Wave Start	DNF	Did Not Finish	DNS	Did Not Start	DSQ	Disqualified
LAP	Lapped	NH	Normal Hill	PF	Photo Finish Decision		




WINTER
UNIVERSIADE
ŠTRBSKÉ PLESO/OSRBLIE
NORDIC SKIING & BIATHLON
2015



RESULT BOOK

NORDIC COMBINED

Individual Mass Start 10 km / NH



Medallists

Medal	Name	Country
GOLD	CIESLAR Adam	POL - Poland
SILVER	WELDE David	GER - Germany
BRONZE	WANTULOK Mateusz	POL - Poland



WED 28 JAN 2015

Start Time 11:30 / End Time 12:13

Result List Official Training

Jury / Competition Management				Hill Data / Calculation			
Technical Delegate (TD)	PELKONEN Jyri (FIN)	Hill Size / (95%)	100 m / (95 m)				
Assistant TD	SLAVIK Stanislav (CZE)	K-Point	90 m				
Chief of Competition	FRAK Vladimir (SVK)	Meter Value	2.0 Points/m				
FISU Technical Delegate	LUSTENBERGER Karl (SUI)	Gate Factor	6.00				
Chief of Course	SERFEL Marek (SVK)	Wind Factor	6.40 / 7.74				
		Seconds per Point	4				
		Points per Minute	15				

Bib	Name	Ctry Code	1st Round				2nd Round				3rd Round							
			Speed [km/h] Rank	Dist. [m] Rank	G / W Comp. Points	Gate [m/s] Points	Points Rank	Speed [km/h] Rank	Dist. [m] Rank	G / W Comp. Points	Gate [m/s] Points	Points Rank	Speed [km/h] Rank	Dist. [m] Rank	G / W Comp. Points	Gate [m/s] Points	Points Rank	
1	WANTULOK Mateusz	POL	86.5 9.	89.0 1.	29 -2.9	0.46 1.	55.1 1.	86.9 21.	95.5 1.	30 -6.2	0.97 1.	64.8 1.						
2	SONEHARA Go	JPN	86.2 26.	85.5 8.	29 -1.9	0.29 8.	49.1 8.	87.1 12.	93.0 2.	31 -2.5	1.00 -6.4	57.1 4.						
3	SEREGIN Aleksei	RUS	86.6 3.	74.5 24.	29 -2.3	0.36 24.	26.7 24.	87.2 7.	80.5 22.	31 -2.5	1.10 -7.0	31.5 24.						
4	SLOWIOK Pawel	POL	86.3 22.	81.0 16.	29 -2.7	0.42 15.	39.3 15.	87.2 7.	88.5 12.	31 -2.5	0.79 -5.1	49.4 14.						
5	KUPCZAK Szczepan	POL	86.5 9.	87.0 6.	29 -1.5	0.23 3.	52.5 3.	87.2 7.	91.5 6.	31 -2.5	0.57 -3.6	56.9 5.						
6	YAMAMOTO Go	JPN	86.6 3.	85.0 9.	29 -0.32	0.36 3.	52.5 3.	87.4 1.	92.5 4.	31 -2.5	0.63 -4.0	58.5 2.						
7	BALANDA Ruslan	UKR	86.3 22.	72.0 26.	29 -0.1	0.02 25.	23.9 25.	86.9 21.	79.0 23.	31 -2.5	0.24 -1.5	34.0 22.						
8	ZHARKOV Dmitrii	RUS	86.3 22.	76.5 22.	29 -1.8	0.28 22.	31.2 22.	86.9 21.	85.5 18.	31 -2.5	0.47 -3.0	45.5 15.						
9	SHIMIZU Aguri	JPN	86.5 9.	87.5 3.	29 -2.3	0.36 2.	52.7 2.	87.1 12.	91.5 6.	31 -2.5	0.75 -4.8	55.7 7.						
10	ZEMAN Martin	CZE	86.7 2.	78.0 21.	29 -2.8	0.43 21.	33.2 21.	87.3 5.	83.5 20.	31 -2.5	0.73 -4.7	39.8 21.						
11	WASEL Johannes	GER	86.4 15.	82.5 14.	29 -4.2	0.65 14.	40.8 14.	87.1 12.	87.0 15.	31 -2.5	1.09 -7.0	44.5 16.						
12	HEIDE Raiko	EST	86.6 3.	68.5 27.	29 -4.8	0.75 27.	12.2 27.	87.0 17.	72.0 26.	31 -2.5	0.47 -3.0	18.5 26.						
13	MARUSARZ Wojciech	POL	85.9 27.	76.0 23.	29 -4.5	0.71 23.	27.5 23.	86.5 27.	74.0 25.	31 -2.5	0.83 -5.3	20.2 25.						
14	JEUN Park	KOR	86.4 15.	83.0 12.	29 -2.4	0.37 11.	43.6 11.	86.9 21.	88.0 13.	31 -2.5	0.60 -3.8	49.7 13.						
15	LEINONEN Mikke	FIN	86.4 15.	81.0 16.	29 -3.4	0.53 17.	38.6 17.	86.7 26.	83.5 20.	31 -2.5	0.59 -3.8	40.7 20.						
16	OKS Nikita	RUS	86.6 3.	79.5 19.	29 -2.1	0.33 19.	36.9 19.	87.4 1.	78.0 24.	31 -2.5	0.08 -0.5	33.0 23.						
17	PASICHNYK Viktor	UKR	86.4 15.	80.5 18.	29 -3.3	0.52 18.	37.7 18.	87.2 7.	91.5 6.	31 -2.5	0.69 -4.4	56.1 6.						
18	VILIVHUK Oleh	UKR	86.5 9.	73.0 25.	29 -7.2	1.12 26.	18.8 26.	87.0 17.	71.5 27.	31 -2.5	0.64 -4.1	16.4 27.						
19	KUTAL Petr	CZE	86.6 3.	89.0 1.	29 -8.3	1.29 6.	49.7 6.	86.8 25.	88.0 13.	30 -4.9	0.77 -4.9	51.1 12.						
20	KLIMOV Evgenii	RUS																
21	VAEHAESOEYRINKI Eetu	FIN	86.4 15.	83.5 11.	29 -4.8	0.75 12.	42.2 12.	87.4 1.	91.0 9.	31 -2.5	0.74 -4.7	54.8 9.						
22	BARKOV Viacheslav	RUS	86.4 15.	83.0 12.	29 -4.2	0.65 13.	41.8 13.	87.0 17.	85.0 19.	31 -2.5	0.86 -5.5	42.0 18.						
23	NABEEV Niyaz	RUS	86.5 9.	87.5 3.	29 -5.4	0.84 7.	49.6 7.	87.2 7.	90.0 10.	31 -2.5	0.86 -5.5	52.0 11.						
24	SIMON Tobias	GER																
25	MASTIEV Samir	RUS	86.3 22.	79.5 19.	29 -5.4	0.84 20.	33.6 20.	87.1 12.	87.0 15.	31 -2.5	1.29 -8.3	43.2 17.						
26	WELDE David	GER	86.6 3.	82.0 15.	29 -5.2	0.82 16.	38.8 16.	87.1 12.	86.0 17.	31 -2.5	1.20 -7.7	41.8 19.						



WED 28 JAN 2015

Start Time 11:30 / End Time 12:13

Result List Official Training

Bib	Name	Ctry Code	1st Round				2nd Round				3rd Round						
			Speed [km/h] Rank	Dist. [m] Rank	G / W Comp. Gate Points [m/s] Points	Points Rank	Speed [km/h] Rank	Dist. [m] Rank	G / W Comp. Gate Points [m/s] Points	Points Rank	Speed [km/h] Rank	Dist. [m] Rank	G / W Comp. Gate Points [m/s] Points	Points Rank			
27	CIESLAR Adam	POL	86.9 1.	87.5 3.	29 -4.6	50.4 5.	87.4 1.	90.0 10.	31 -2.5	0.82 -5.2	52.3 10.						
28	YAHIN Ernest	RUS	86.4 15.	85.0 9.	29 -5.2	44.8 10.	87.0 17.	92.0 5.	31 -2.5	0.97 -6.2	55.3 8.						
29	WATANABE Takehiro	JPN	86.5 9.	86.5 7.	29 -4.0	49.0 9.	87.3 5.	93.0 2.	31 -2.5	0.99 -6.3	57.2 3.						

Competition / Weather Information

	Time	Base Values			Weather	Temp. [°C]		Humid. [%]	Wind [m/s]		
		Wind	Gate	Length		Air	Snow		Min.	Max.	Aver.
1st Round	11:30 - 11:47	0.00	29		cloudy	-1.6 / -1.5	-10.0 / -10.0	95 / 95	-0.32	1.29	0.57
2nd Round	11:55 - 12:13	0.00	30		cloudy	-1.4 / -1.3	-10.0 / -10.0	95 / 95	0.08	1.29	0.79

Statistics

	Gate		Athletes	Falls	Distance [m]			Speed [km/h]			Jumpers / Nations		
	No.	Diff			Min.	Max.	Aver.	Min.	Max.	Aver.	In Start List	Started	With Results
1st Round	29		27	0	68.5	89.0	81.6	85.9	86.9	86.4	29/9	27/9	27/9
2nd Round	30		2	0	88.0	95.5	91.7	86.8	86.9	86.8	29/9	27/9	27/9
	31		25	0	71.5	93.0	85.8	86.5	87.4	87.1			

NOTE

A bolded line in the "Gate" column indicates a change in start gate assignment at that point.

Legend

Assistant TD Assistant Technical Delegate

Ctry Code Country Code

Humid. Humidity

Min. Minimum


Temp. Temperature

Aver. Average

Dist. Distance

Max. Maximum

NH Normal Hill



THU 29 JAN 2015

Start Time 9:00

Start List


Jury / Competition Management		Course Information	
FIS Technical Delegate (TD)	PELKONEN Jyri (FIN)	Name:	Course 2.5 Km
FISU Technical Delegate	LUSTENBERGER Karl (SUI)	Height Difference (HD):	38 m
FIS Assistant TD	SLAVIK Stanislav (CZE)	Maximum Climb (MC):	47 m
Chief of Competition	FRAK Vladimir (SVK)	Total Climb (TC):	372 m
Chief of Course	SERFEL Marek (SVK)	Course Length:	2 500 m
		Number of Laps:	4

Bib	Name	Ctry Code	Start Line	Remarks
1	WATANABE Takehiro	JPN	1	
2	YAHIN Ernest	RUS	1	
3	CIESLAR Adam	POL	1	
4	WELDE David	GER	1	
5	MASTIEV Samir	RUS	1	
6	SIMON Tobias	GER	2	
7	NABEEV Niyaz	RUS	2	
8	BARKOV Viacheslav	RUS	2	
9	VAEHAESOEYRINKI Eetu	FIN	2	
10	KLIMOV Evgenii	RUS	2	
11	KUTAL Petr	CZE	3	
12	VILIVCHUK Oleh	UKR	3	
13	PASICHNYK Viktor	UKR	3	
14	LEINONEN Mikke	FIN	3	
15	PARK Jeun	KOR	3	
16	MARUSARZ Wojciech	POL	4	
17	HEIDE Raiko	EST	4	
18	WASEL Johannes	GER	4	
19	ZEMAN Martin	CZE	4	
20	SHIMIZU Aguri	JPN	4	
21	BALANDA Ruslan	UKR	5	
22	YAMAMOTO Go	JPN	5	
23	KUPCZAK Szczepan	POL	5	
24	SLOWIOK Pawel	POL	5	
25	SEREGIN Aleksei	RUS	5	
26	SONEHARA Go	JPN	6	
27	WANTULOK Mateusz	POL	6	

NOTE

Calculation of the time difference in individual events

The amount of time that a competitor must wait before starting is calculated by converting the number of points behind into time. Each point behind is equivalent to four (4) seconds of wait time. 15 points behind means a competitor starts one (1) minute later than the competitor in front of him.



THU 29 JAN 2015


Start Time 9:00 / End Time 9:36

Results Cross Country

REVISED
29 JAN 11:00

Jury / Competition Management		Course Information	
FIS Technical Delegate (TD)	PELKONEN Jyri (FIN)	Name:	Course 2.5 Km
FISU Technical Delegate	LUSTENBERGER Karl (SUI)	Height Difference (HD):	38 m
FIS Assistant TD	SLAVIK Stanislav (CZE)	Maximum Climb (MC):	47 m
Chief of Competition	FRAK Vladimir (SVK)	Total Climb (TC):	372 m
Chief of Course	SERFEL Marek (SVK)	Course Length:	2 500 m
		Number of Laps:	4

Rank	Bib	Name	Ctry Code	Total Time	Rounded Behind	Points Difference
1	4	WELDE David	GER	27:20.6	0.0	120.0
2	3	CIESLAR Adam	POL	27:59.9	39.0	110.2 -9.8
3	5	MASTIEV Samir	RUS	28:21.3	1:01.0	104.7 -15.3
4	1	WATANABE Takehiro	JPN	28:25.0	1:04.0	104.0 -16.0
5	24	SLOWIOK Pawel	POL	28:29.0	1:08.0	103.0 -17.0
6	22	YAMAMOTO Go	JPN	28:31.2	1:11.0	102.2 -17.8
7	14	LEINONEN Mikke	FIN	28:32.6	1:12.0	102.0 -18.0
8	8	BARKOV Viacheslav	RUS	28:44.6	1:24.0	99.0 -21.0
9	13	PASICHNYK Viktor	UKR	28:49.2	1:29.0	97.7 -22.3
10	25	SEREGIN Aleksei	RUS	28:54.7	1:34.0	96.5 -23.5
11	18	WASEL Johannes	GER	28:55.7	1:35.0	96.2 -23.8
12	2	YAHIN Ernest	RUS	28:57.0	1:36.0	96.0 -24.0
13	20	SHIMIZU Aguri	JPN	29:04.5	1:44.0	94.0 -26.0
14	21	BALANDA Ruslan	UKR	29:08.1	1:48.0	93.0 -27.0
15	11	KUTAL Petr	CZE	29:28.0	2:07.0	88.2 -31.8
16	27	WANTULOK Mateusz	POL	29:37.4	2:17.0	85.7 -34.3
17	16	MARUSARZ Wojciech	POL	29:57.7	2:37.0	80.7 -39.3
18	26	SONEHARA Go	JPN	30:05.3	2:45.0	78.7 -41.3
19	9	VAEHAESOEYRINKI Eetu	FIN	30:13.8	2:53.0	76.7 -43.3
20	19	ZEMAN Martin	CZE	30:14.4	2:54.0	76.5 -43.5
21	15	PARK Jeun	KOR	30:21.5	3:01.0	74.7 -45.3
22	7	NABEEV Niyaz	RUS	30:24.1	3:04.0	74.0 -46.0
23	12	VILIVCHUK Oleh	UKR	32:31.8	5:11.0	42.2 -77.8
24	10	KLIMOV Evgenii	RUS	33:27.1	6:07.0	28.2 -91.8
25	17	HEIDE Raiko	EST	36:25.3	9:05.0	-16.3 -136.3



THU 29 JAN 2015

Start Time 9:00 / End Time 9:36

Results Cross Country

REVISED
29 JAN 11:00

Did Not Finish

6	SIMON Tobias	GER
23	KUPCZAK Szczepan	POL

Weather	Snow Conditions	Temperatures [°C]		Competitors / Countries					
		Air	Snow	Entries	Ranked	DNS	DNF	DSQ	LAP
Snow	Packed powder	-6.0°C	-5.0°C	27/9	25/9	0/0	2/2	0/0	0/0

FIS Technical Delegate (TD):


PELKONEN Jyri (FIN)

Chief of Competition:

FRAK Vladimir (SVK)

LEGEND	DNF	Did Not Finish	DNS	Did Not Start	DSQ	Disqualified	LAP	Lapped
---------------	-----	----------------	-----	---------------	-----	--------------	-----	--------

revised point calculation

Timing and Results provided by  **TISSOT**



THU 29 JAN 2015

Start Time 12:30

Start List

REVISED
29 JAN 10:47

Jury / Competition Management		Hill Data / Calculation	
Technical Delegate (TD)	PELKONEN Jyri (FIN)	Hill Size / (95%)	100 m / (95 m)
Assistant TD	SLAVIK Stanislav (CZE)	K-Point	90 m
Chief of Competition	FRAK Vladimir (SVK)	Meter Value	2.0 Points/m
FISU Technical Delegate	LUSTENBERGER Karl (SUI)	Gate Factor	6.00
Chief of Course	SERFEL Marek (SVK)	Wind Factor	6.40 / 7.74
		Seconds per Point	4
		Points per Minute	15

Number of Competitors: 25, Number of Countries: 9

Bib	Name	Ctry Code	Cross Country			Trial			Competition Round			
			Time	Rk	Points	Speed [km/h]	Distance [m]	Gate	Speed [km/h]	Distance [m]	Faults [Pts]	Points
1	HEIDE Raiko	EST	36:25.3	25.	-16.3							
2	KLIMOV Evgenii	RUS	33:27.1	24.	28.2							
3	VILIVCHUK Oleh	UKR	32:31.8	23.	42.2							
4	NABEEV Niyaz	RUS	30:24.1	22.	74.0							
5	PARK Jeun	KOR	30:21.5	21.	74.7							
6	ZEMAN Martin	CZE	30:14.4	20.	76.5							
7	VAEHAESOEYRINKI Eetu	FIN	30:13.8	19.	76.7							
8	SONEHARA Go	JPN	30:05.3	18.	78.7							
9	MARUSARZ Wojciech	POL	29:57.7	17.	80.7							
10	WANTULOK Mateusz	POL	29:37.4	16.	85.7							
11	KUTAL Petr	CZE	29:28.0	15.	88.2							
12	BALANDA Ruslan	UKR	29:08.1	14.	93.0							
13	SHIMIZU Aguri	JPN	29:04.5	13.	94.0							
14	YAHIN Ernest	RUS	28:57.0	12.	96.0							
15	WASEL Johannes	GER	28:55.7	11.	96.2							
16	SEREGIN Aleksei	RUS	28:54.7	10.	96.5							
17	PASICHNYK Viktor	UKR	28:49.2	9.	97.7							
18	BARKOV Viacheslav	RUS	28:44.6	8.	99.0							
19	LEINONEN Mikke	FIN	28:32.6	7.	102.0							
20	YAMAMOTO Go	JPN	28:31.2	6.	102.2							
21	SLOWIOK Pawel	POL	28:29.0	5.	103.0							
22	WATANABE Takehiro	JPN	28:25.0	4.	104.0							
23	MASTIEV Samir	RUS	28:21.3	3.	104.7							
24	CIESLAR Adam	POL	27:59.9	2.	110.2							
25	WELDE David	GER	27:20.6	1.	120.0							

Legend

Assistant TD Assistant Technical Delegate
NH Normal Hill
Rk Rank

Ctry Code Country Code
Pts Points

Revised Point Calculation

Timing and Results provided by  TISSOT



Start List Final Round

Jury / Competition Management		Hill Data / Calculation	
Technical Delegate (TD)	PELKONEN Jyri (FIN)	Hill Size / (95%)	100 m / (95 m)
Assistant TD	SLAVIK Stanislav (CZE)	K-Point	90 m
Chief of Competition	FRAK Vladimir (SVK)	Meter Value	2.0 Points/m
FISU Technical Delegate	LUSTENBERGER Karl (SUI)	Gate Factor	6.00
Chief of Course	SERFEL Marek (SVK)	Wind Factor	6.40 / 7.74
		Seconds per Point	4
		Points per Minute	15

Number of Competitors: 25, Number of Countries: 9

Start Ord.	Bib	Name	Ctry Code	Competition Round					Final Round				Remarks
				Race Points	Speed [km/h]	Distance [m]	Points	Cum. Points	Speed [km/h]	Distance [m]	Faults [Pts]	Points	
1	1	HEIDE Raiko	EST	-16.3	86.7	71.0	21.2	4.9					
2	3	VILIVCHUK Oleh	UKR	42.2	86.6	69.0	17.6	59.8					
3	6	ZEMAN Martin	CZE	76.5	86.6	72.5	24.2	100.7					
4	9	MARUSARZ Wojciech	POL	80.7	85.9	70.0	20.2	100.9					
5	2	KLIMOV Evgenii	RUS	28.2	86.8	99.5	73.3	101.5					
6	5	PARK Jeun	KOR	74.7	86.6	77.0	31.6	106.3					
7	16	SEREGIN Aleksei	RUS	96.5	86.9	70.5	21.0	117.5					
8	7	VAEHAESOEYRINKI Eetu	FIN	76.7	86.5	82.0	42.6	119.3					
9	12	BALANDA Ruslan	UKR	93.0	86.5	74.0	29.9	122.9					
10	8	SONEHARA Go	JPN	78.7	86.6	85.5	47.9	126.6					
11	4	NABEEV Niyaz	RUS	74.0	86.5	89.0	54.7	128.7					
12	11	KUTAL Petr	CZE	88.2	87.0	85.0	46.8	135.0					
13	18	BARKOV Viacheslav	RUS	99.0	86.4	79.0	36.5	135.5					
14	15	WASEL Johannes	GER	96.2	86.9	82.0	41.8	138.0					
15	13	SHIMIZU Aguri	JPN	94.0	86.6	83.0	44.1	138.1					

technical break

16	17	PASICHNYK Viktor	UKR	97.7	86.7	79.5	41.5	139.2					
17	23	MASTIEV Samir	RUS	104.7	86.5	79.5	38.0	142.7					
18	19	LEINONEN Mikke	FIN	102.0	86.6	82.0	42.3	144.3					
19	10	WANTULOK Mateusz	POL	85.7	87.0	91.0	59.8	145.5					
20	21	SLOWIOK Pawel	POL	103.0	86.9	84.0	44.4	147.4					
21	14	YAHIN Ernest	RUS	96.0	87.1	87.5	52.1	148.1					
22	22	WATANABE Takehiro	JPN	104.0	86.6	87.0	48.6	152.6					
23	20	YAMAMOTO Go	JPN	102.2	86.8	86.0	50.8	153.0					
24	25	WELDE David	GER	120.0	87.0	77.0	36.9	156.9					
25	24	CIESLAR Adam	POL	110.2	86.7	89.5	53.4	163.6					

Legend

Assistant TD Assistant Technical Delegate
 Cum. Cumulation
 Dist. Distance
 Pts Points

Ctry Code Country Code
 Diff. Difference
 NH Normal Hill
 Rk Rank



Official Results

Jury / Competition Management				Hill Data / Calculation			
Technical Delegate (TD)	PELKONEN Jyri (FIN)			Hill Size / (95%)	100 m / (95 m)		
Assistant TD	SLAVIK Stanislav (CZE)			K-Point	90 m		
Chief of Competition	FRAK Vladimir (SVK)			Meter Value	2.0 Points/m		
FISU Technical Delegate	LUSTENBERGER Karl (SUI)			Gate Factor	6.00		
Chief of Course	SERFEL Marek (SVK)			Wind Factor	6.40 / 7.74		
				Seconds per Point	4		
				Points per Minute	15		

Rank	Bib	Name	Ctry Code	Race			Jump						Total				
				Time	Rk	Points	Speed [km/h]	Distance [m]	Distance Points	Gate	Wind Compensation	Points		Faults	Round Points	Round Rank	Points
1.	24	CIESLAR Adam	POL	27:59.9	2.	110.2	86.7 87.1	89.5 88.5	59.0 57.0	29 30	0.87 0.58	-5.6 -3.7	53.4 53.3	4. 7.	106.7	216.9	
2.	25	WELDE David	GER	27:20.6	1.	120.0	87.0 87.4	77.0 87.0	34.0 54.0	29 30	-0.37 0.09	2.9 -0.6	36.9 53.4	17. 6.	90.3	210.3	
3.	10	WANTULOK Mateusz	POL	29:37.4	16.	85.7	87.0 87.3	91.0 94.0	62.0 68.0	29 30	0.34 0.79	-2.2 -5.1	59.8 62.9	2. 2.	122.7	208.4	
4.	20	YAMAMOTO Go	JPN	28:31.2	6.	102.2	86.8 86.9	86.0 90.0	52.0 60.0	29 30	0.19 0.92	-1.2 -5.9	50.8 54.1	6. 4.	104.9	207.1	
5.	22	WATANABE Takehiro	JPN	28:25.0	4.	104.0	86.6 87.0	87.0 89.0	54.0 58.0	29 30	0.84 0.61	-5.4 -3.9	48.6 54.1	7. 4.	102.7	206.7	
6.	14	YAHIN Ernest	RUS	28:57.0	12.	96.0	87.1 87.4	87.5 84.0	55.0 48.0	29 30	0.46 -0.35	-2.9 2.7	52.1 50.7	5. 11.	102.8	198.8	
7.	19	LEINONEN Mikke	FIN	28:32.6	7.	102.0	86.6 86.9	82.0 87.0	44.0 54.0	29 30	0.26 0.36	-1.7 -2.3	42.3 51.7	13. 9.	94.0	196.0	
8.	21	SLOWIOK Pawel	POL	28:29.0	5.	103.0	86.9 87.2	84.0 83.5	48.0 47.0	29 30	0.56 0.53	-3.6 -3.4	44.4 43.6	10. 16.	88.0	191.0	
9.	17	PASICHNYK Viktor	UKR	28:49.2	9.	97.7	86.7 87.1	79.5 85.0	39.0 50.0	29 30	-0.32 -0.21	2.5 1.6	41.5 51.6	15. 10.	93.1	190.8	
10.	13	SHIMIZU Aguri	JPN	29:04.5	13.	94.0	86.6 86.8	83.0 85.5	46.0 51.0	29 30	0.30 0.05	-1.9 -0.3	44.1 50.7	11. 11.	94.8	188.8	
11.	4	NABEEV Niyaz	RUS	30:24.1	22.	74.0	86.5 87.3	89.0 91.5	58.0 63.0	29 30	0.52 0.50	-3.3 -3.2	54.7 59.8	3. 3.	114.5	188.5	
12.	11	KUTAL Petr	CZE	29:28.0	15.	88.2	87.0 87.4	85.0 86.0	50.0 52.0	29 30	0.50 0.30	-3.2 -1.9	46.8 50.1	9. 13.	96.9	185.1	
13.	15	WASEL Johannes	GER	28:55.7	11.	96.2	86.9 86.8	82.0 83.0	44.0 46.0	29 30	0.34 0.09	-2.2 -0.6	41.8 45.4	14. 14.	87.2	183.4	
14.	8	SONEHARA Go	JPN	30:05.3	18.	78.7	86.6 87.0	85.5 87.5	51.0 55.0	29 30	0.48 0.32	-3.1 -2.0	47.9 53.0	8. 8.	100.9	179.6	
15.	23	MASTIEV Samir	RUS	28:21.3	3.	104.7	86.5 87.0	79.5 77.5	39.0 35.0	29 30	0.15 0.03	-1.0 -0.2	38.0 34.8	16. 19.	72.8	177.5	
16.	2	KLIMOV Evgenii	RUS	33:27.1	24.	28.2	86.8 86.8	99.5 98.0	79.0 76.0	28 2.5 28 4.9	0.65 0.40	-4.2 -2.6	-4.0 -4.0	73.3 74.3	1. 1.	147.6	175.8
17.	18	BARKOV Viacheslav	RUS	28:44.6	8.	99.0	86.4 86.5	79.0 80.0	38.0 40.0	29 30	0.24 0.16	-1.5 -1.0	36.5 39.0	18. 17.	75.5	174.5	
18.	7	VAEHAESOEYRINKI Eetu	FIN	30:13.8	19.	76.7	86.5 86.9	82.0 83.5	44.0 47.0	29 30	0.22 0.33	-1.4 -2.1	42.6 44.9	12. 15.	87.5	164.2	
19.	12	BALANDA Ruslan	UKR	29:08.1	14.	93.0	86.5 86.6	74.0 78.0	28.0 36.0	29 30	-0.24 0.50	1.9 -3.2	29.9 32.8	20. 20.	62.7	155.7	
20.	5	PARK Jeun	KOR	30:21.5	21.	74.7	86.6 86.8	77.0 82.0	34.0 44.0	29 30	0.37 0.39	-2.4 -2.5	-4.0	31.6 37.5	19. 18.	69.1	143.8
21.	16	SEREGIN Aleksei	RUS	28:54.7	10.	96.5	86.9 87.0	70.5 74.5	21.0 29.0	29 30	0.00 0.66	0.0 -4.2	21.0 24.8	23. 23.	45.8	142.3	
22.	6	ZEMAN Martin	CZE	30:14.4	20.	76.5	86.6 87.0	72.5 73.0	25.0 26.0	29 30	0.13 -0.65	-0.8 5.0	24.2 31.0	21. 21.	55.2	131.7	
23.	9	MARUSARZ Wojciech	POL	29:57.7	17.	80.7	85.9 86.4	70.0 76.5	20.0 33.0	29 30	-0.02 -0.15	0.2 1.2	-4.0	20.2 30.2	24. 22.	50.4	131.1
24.	3	VILIVCHUK Oleh	UKR	32:31.8	23.	42.2	86.6 86.7	69.0 68.5	18.0 17.0	29 30	0.07 -0.20	-0.4 1.5	17.6 18.5	25. 25.	36.1	78.3	
25.	1	HEIDE Raiko	EST	36:25.3	25.	-16.3	86.7 87.0	71.0 70.0	22.0 20.0	29 30	0.13 -0.44	-0.8 3.4	21.2 23.4	22. 24.	44.6	28.3	




WINTER
UNIVERSIADE
ŠTRBSKÉ PLESO/OSRBLIE
NORDIC SKIING & BIATHLON
2015



RESULT BOOK


NORDIC COMBINED

Team Gundersen NH / 3x5 km



Medallists

Medal	Country	Name
GOLD	GER - Germany	WASEL Johannes SIMON Tobias WELDE David
SILVER	JPN - Japan	YAMAMOTO Go SHIMIZU Aguri WATANABE Takehiro
BRONZE	RUS - Russian Federation	MASTIEV Samir NABEEV Niyaz YAHIN Ernest



SAT 31 JAN 2015

Start Time 10:24 / End Time 10:36

Results Trial Round

Jury / Competition Management		Judges			Hill Data / Calculation	
Technical Delegate (TD)	PELKONEN Jyri (FIN)	A	GUNKA Ryszard (POL)	Hill Size / (95%)	100 m / (95 m)	
Assistant TD	SLAVIK Stanislav (CZE)	B	BABIS Emil (SVK)	K-Point	90 m	
Chief of Competition	FRAK Vladimir (SVK)	C	POLLHAMMER Fritz (AUT)	Meter Value	2.0 Points/m	
FISU Technical Delegate	LUSTENBERGER Karl (SUI)	D	BAIER Jan (CZE)	Gate Factor	6.00	
Chief of Course	SERFEL Marek (SVK)	E	RAPPENGLUECK Franz (GER)	Wind Factor	6.40 / 7.74	
				Seconds per Point	1.33333	
				Points per Minute	45	

Bib	Name	Ctry Code	Speed [km/h] Rank	Dist. [m] Rank	G / W Gate Points	Comp. Points [m/s] Rank	Bib	Name	Ctry Code	Speed [km/h] Rank	Dist. [m] Rank	G / W Gate Points	Comp. Points [m/s] Rank
1-1	SEREGIN Aleksei	MIX	86.7 15.	67.0 21.	30	0.48 -3.1 10.9 21.	1-3	MARUSARZ Wojciech	MIX	86.5 21.	76.5 18.	30	-0.05 0.4 33.4 17.
2-1	VILIVCHUK Oleh	UKR	86.6 20.	73.5 20.	30	0.14 -0.9 26.1 20.	2-3	PASICHNYK Viktor	UKR	87.4 3.	81.5 11.	30	0.13 -0.8 42.2 10.
3-1	ZEMAN Martin	CZE	87.3 5.	80.0 14.	30	0.56 -3.6 36.4 14.	3-3	KUTAL Petr	CZE	87.3 5.	81.5 11.	30	0.12 -0.8 42.2 10.
4-1	WELDE David	GER	87.1 9.	84.0 10.	30	1.22 -7.8 40.2 12.	4-3	SIMON Tobias	GER	87.5 1.	91.5 3.	30	0.63 -4.0 59.0 3.
5-1	NABEEV Niyaz	RUS	86.7 15.	74.0 19.	30	0.06 -0.4 27.6 19.	5-3	YAHIN Ernest	RUS	87.2 8.	92.0 2.	30	0.70 -4.5 59.5 2.
6-1	YAMAMOTO Go	JPN	86.9 14.	90.0 4.	30	0.40 -2.6 57.4 4.	6-3	WATANABE Takehiro	JPN	87.0 11.	86.5 8.	30	0.83 -5.3 47.7 9.
7-1	KUPCZAK Szczepan	POL	87.0 11.	89.5 5.	30	0.88 -5.6 53.4 6.	7-3	WANTULOK Mateusz	POL	87.4 3.	92.5 1.	30	0.71 -4.5 60.5 1.


1-2	BARKOV Viacheslav	MIX	86.7 15.	78.0 16.	30	0.17 -1.1 34.9 16.
2-2	BALANDA Ruslan	UKR	86.7 15.	78.5 15.	30	0.72 -4.6 32.4 18.
3-2	HACEK Vit	CZE	86.7 15.	77.5 17.	30	-0.07 0.5 35.5 15.
4-2	WASEL Johannes	GER	87.0 11.	89.5 5.	30	0.90 -5.8 53.2 7.
5-2	MASTIEV Samir	RUS	87.3 5.	81.5 11.	30	0.55 -3.5 39.5 13.
6-2	SHIMIZU Aguri	JPN	87.1 9.	88.0 7.	30	0.37 -2.4 53.6 5.
7-2	CIESLAR Adam	POL	87.5 1.	86.5 8.	30	0.29 -1.9 51.1 8.

	Time	Base Values			Weather	Temp. [°C]		Humid. [%]	Wind [m/s]		
		Wind	Gate	Length		Air	Snow		Min.	Max.	Aver.
		Trial Round	10:24 - 10:36	0.00		30		cloudy	-4.7 / -4.8	-12.0 / -12.0	95 / 95

	Gate		Athletes	Falls	Distance [m]			Speed [km/h]			Jumpers / Nations		
	No.	Diff			Min.	Max.	Aver.	Min.	Max.	Aver.	In Start List	Started	With Results
	Trial Round	30				0	0	67.0	92.5	82.8	86.5	87.5	87.0

NOTE
A bolded line in the "Gate" column indicates a change in start gate assignment at that point.

Legend		Aver.	Average
Assistant TD	Assistant Technical Delegate	Dist.	Distance
Ctry Code	Country Code	Max.	Maximum
Humid.	Humidity	NH	Normal Hill
Min.	Minimum		
Temp.	Temperature		



SAT 31 JAN 2015

Start Time 10:00 (Trial 9:20)

Start List

Jury / Competition Management		Judges			Hill Data / Calculation	
Technical Delegate (TD)	PELKONEN Jyri (FIN)	A	GUNKA Ryszard (POL)	Hill Size / (95%)	100 m / (95 m)	
Assistant TD	SLAVIK Stanislav (CZE)	B	BABIS Emil (SVK)	K-Point	90 m	
Chief of Competition	FRAK Vladimir (SVK)	C	POLLHAMMER Fritz (AUT)	Meter Value	2.0 Points/m	
Chief of Competition	KALTENBACH Florian (GER)	D	BAIER Jan (CZE)	Gate Factor	6.00	
FISU Technical Delegate	LUSTENBERGER Karl (SUI)	E	RAPPENGLUECK Franz (GER)	Wind Factor	6.40 / 7.74	
Chief of Course	SERFEL Marek (SVK)			Seconds per Point	1.33333	
				Points per Minute	45	

Number of Competitors: 21, Number of Countries: 7

Bib	Name	Ctry Code	Trial			Competition Round			
			Speed [km/h]	Distance [m]	Gate	Speed [km/h]	Distance [m]	Points	Rank
1-1	SEREGIN Aleksei	MIX							
2-1	VILIVCHUK Oleh	UKR							
3-1	ZEMAN Martin	CZE							
4-1	WELDE David	GER							
5-1	NABEEV Niyaz	RUS							
6-1	YAMAMOTO Go	JPN							
7-1	KUPCZAK Szczepan	POL							

1-2	BARKOV Viacheslav	MIX							
2-2	BALANDA Ruslan	UKR							
3-2	HACEK Vit	CZE							
4-2	WASEL Johannes	GER							
5-2	MASTIEV Samir	RUS							
6-2	SHIMIZU Aguri	JPN							
7-2	CIESLAR Adam	POL							

Competitors in the 3rd group will start the Competition Round in reverse order of team rank after the 2nd group

1-3	MARUSARZ Wojciech	MIX							
2-3	PASICHNYK Viktor	UKR							
3-3	KUTAL Petr	CZE							
4-3	SIMON Tobias	GER							
5-3	YAHIN Ernest	RUS							
6-3	WATANABE Takehiro	JPN							
7-3	WANTULOK Mateusz	POL							

NOTE

How point scores are calculated

A competitor is awarded 60 points for jumping the K-point distance. For every metre more or less than the K point, a competitor has 2.0 points added or subtracted from his total. In addition, competitors are awarded points for style (for flight, landing and out-run) up to a maximum of 20 per judge. Five judges score each jump, with the highest and lowest scores discarded and the scores of the other three summed and added to the competitor's points for distance.

Legend

Assistant TD Assistant Technical Delegate
NH Normal Hill

Ctry Code Country Code



Intermediate Results Ski Jumping

Jury / Competition Management		Judges					Hill Data / Calculation				
Technical Delegate (TD)	PELKONEN Jyri (FIN)	A	GUNKA Ryszard (POL)				Hill Size / (95%)	100 m / (95 m)			
Assistant TD	SLAVIK Stanislav (CZE)	B	BABIS Emil (SVK)				K-Point	90 m			
Chief of Competition	FRAK Vladimir (SVK)	C	POLLHAMMER Fritz (AUT)				Meter Value	2.0 Points/m			
FISU Technical Delegate	LUSTENBERGER Karl (SUI)	D	BAIER Jan (CZE)				Gate Factor	6.00			
Chief of Course	SERFEL Marek (SVK)	E	RAPPEGLUECK Franz (GER)				Wind Factor	6.40 / 7.74			
						Seconds per Point	1.33333				
						Points per Minute	45				

Rank	Bib	Name	Speed [km/h]	Distance [m]	Distance Points	Judges Marks					Judges Points	Gate / Wind Compensation			Round Points	Group Rank	Total/Diff.	
						A	B	C	D	E		Gate	Points	[m/s]				
1.	7	POL - POLAND														337.0		337.0 0:00
	7-1	KUPCZAK Szczepan	87.6	87.0	54.0	17.5	17.0	17.5	17.5	17.0	52.0	31	-0.38	2.9	108.9	1.		
	7-2	CIESLAR Adam	87.7	91.0	62.0	18.0	18.0	17.5	18.0	17.5	53.5	31	0.81	-5.2	110.3	2.		
	7-3	WANTULOK Mateusz	87.6	94.5	69.0	18.0	18.0	18.0	18.0	18.0	54.0	30	0.82	-5.2	117.8	2.		
2.	6	JPN - JAPAN														330.4		330.4 +0:09
	6-1	YAMAMOTO Go	87.6	90.0	60.0	18.0	18.0	18.0	18.0	18.0	54.0	31	0.79	-5.1	108.9	1.		
	6-2	SHIMIZU Aguri	87.3	91.0	62.0	18.0	18.0	18.5	18.0	18.5	54.5	31	0.40	-2.6	113.9	1.		
	6-3	WATANABE Takehiro	87.4	89.5	59.0	17.5	17.5	17.5	17.5	17.5	52.5	30	0.61	-3.9	107.6	3.		
3.	4	GER - GERMANY														326.2		326.2 +0:14
	4-1	WELDE David	87.5	83.0	46.0	17.0	16.5	17.0	17.0	17.0	51.0	31	0.24	-1.5	95.5	4.		
	4-2	WASEL Johannes	87.6	89.0	58.0	17.5	17.5	17.5	17.5	17.5	52.5	31	0.61	-3.9	106.6	3.		
	4-3	SIMON Tobias	87.4	96.0	72.0	18.0	18.0	18.0	17.0	17.0	53.0	30	0.14	-0.9	124.1	1.		
4.	5	RUS - RUSSIAN FEDERATION I														303.3		303.3 +0:45
	5-1	NABEEV Niyaz	87.1	88.5	57.0	17.5	17.5	17.5	17.0	17.0	52.0	31	0.59	-3.8	105.2	3.		
	5-2	MASTIEV Samir	87.4	82.0	44.0	16.0	16.0	16.5	16.5	16.0	48.5	31	0.32	-2.0	90.5	6.		
	5-3	YAHIN Ernest	87.1	90.5	61.0	17.5	18.0	17.5	17.5	18.0	53.0	30	1.00	-6.4	107.6	3.		
5.	3	CZE - CZECH REPUBLIC														296.5		296.5 +0:54
	3-1	ZEMAN Martin	87.7	80.5	41.0	16.5	16.5	16.5	16.5	16.5	49.5	31	-0.12	0.9	91.4	5.		
	3-2	HACEK Vit	87.6	87.0	54.0	17.5	17.0	17.0	17.5	17.0	51.5	31	0.48	-3.1	102.4	4.		
	3-3	KUTAL Petr	87.4	87.0	54.0	17.0	17.0	17.0	16.5	17.0	51.0	30	0.36	-2.3	102.7	5.		
6.	2	UKR - UKRAINE														267.8		267.8 +1:32
	2-1	VILIVCHUK Oleh	87.2	76.5	33.0	15.5	15.5	15.5	15.5	15.5	46.5	31	0.45	-2.9	76.6	7.		
	2-2	BALANDA Ruslan	86.9	83.0	46.0	16.5	15.5	16.5	17.0	16.0	49.0	31	0.80	-5.1	89.9	7.		
	2-3	PASICHNYK Viktor	87.6	87.0	54.0	17.0	17.0	17.0	16.5	17.0	51.0	30	0.58	-3.7	101.3	6.		
7.	1	MIX - MIXED														174.3		174.3 +3:37
	1-1	SEREGIN Aleksei	87.4	79.0	38.0	16.5	16.0	16.5	15.5	16.0	48.5	31	0.62	-4.0	82.5	6.		
	1-2	BARKOV Viacheslav	87.0	82.5	45.0	17.0	16.5	16.5	16.5	16.5	49.5	31	0.42	-2.7	91.8	5.		
	1-3	MARUSARZ Wojciech		DSQ		SCE 1.2.1.1									0.0			

reason for disqualification

SCE 1.2.1.1 : SKI LENGTH



SAT 31 JAN 2015

Start Time 10:41 / End Time 11:04

Intermediate Results Ski Jumping

Competition / Weather Information											
	Time	Base Values			Weather	Temp. [°C]		Humid. [%]	Wind [m/s]		
		Wind	Gate	Length		Air	Snow		Min.	Max.	Aver.
1st Round	Group 1	10:41 - 11:04	0.00	31	cloudy	-4.7 / -4.2	-12.0 / -12.0	95 / 95	-0.38	1.00	0.50
	Group 2		0.00	31							
	Group 3		0.00	30							


Statistics													
	Gate No.	Diff	Athletes	Falls	Distance [m]			Speed [km/h]			Jumpers / Nations		
					Min.	Max.	Aver.	Min.	Max.	Aver.	In Start List	Started	With Results
1st Round	Group 2	31	0	0	76.5	91.0	85.0	86.9	87.7	87.4	21/7	21/7	20/7
	Group 3	30	0	0	87.0	96.0	90.7	87.1	87.6	87.4			

Legend

Assistant TD Assistant Technical Delegate
 Ctry Code Country Code
 Dist. Distance
 Grp. Group
 Max. Maximum
 NH Normal Hill

Aver. Average
 Diff. Time Difference
 DSQ Disqualified
 Humid. Humidity
 Min. Minimum
 Temp. Temperature

Timing and Results provided by  **TISSOT**



Start List

Jury / Competition Management		Course Information	
FIS Technical Delegate (TD)	PELKONEN Jyri (FIN)	Name:	2.5 km
FISU Technical Delegate	LUSTENBERGER Karl (SUI)	Height Difference (HD):	38 m
FIS Assistant TD	SLAVIK Stanislav (CZE)	Maximum Climb (MC):	47 m
Chief of Competition	FRAK Vladimir (SVK)	Total Climb (TC):	93 m
Chief of Course	SERFEL Marek (SVK)	Course Length:	2 500 m
		Number of Laps:	6

Number of Competitors: 21, Number of Countries: 7

Bib Leg	Country	Bib Colour	Name	Jump Points	Points Diff	Time Difference	Remarks
						Lane1 Lane2	
1	POL - POLAND			337.0	0,0	0:00	
1-1	r		WANTULOK Mateusz	117.8			
1-2	g		KUPCZAK Szczepan	108.9			
1-3	y		CIESLAR Adam	110.3			
2	JPN - JAPAN			330.4	6,6	0:09	
2-1	r		YAMAMOTO Go	108.9			
2-2	g		SHIMIZU Aguri	113.9			
2-3	y		WATANABE Takehiro	107.6			
3	GER - GERMANY			326.2	10,8	0:14	
3-1	r		WASEL Johannes	106.6			
3-2	g		SIMON Tobias	124.1			
3-3	y		WELDE David	95.5			
4	RUS - RUSSIAN FEDERATION			303.3	33,7	0:45	
4-1	r		MASTIEV Samir	90.5			
4-2	g		NABEEV Niyaz	105.2			
4-3	y		YAHIN Ernest	107.6			
5	CZE - CZECH REPUBLIC			296.5	40,5	0:54	
5-1	r		KUTAL Petr	102.7			
5-2	g		ZEMAN Martin	91.4			
5-3	y		HACEK Vit	102.4			
6	UKR - UKRAINE			267.8	69,2	1:32	wave: 1:32
6-1	r		VILIVCHUK Oleh	76.6			
6-2	g		PASICHNYK Viktor	101.3			
6-3	y		BALANDA Ruslan	89.9			
7	MIX - MIXED			174.3	162,7	3:37	wave: 1:32
7-1	r		SEREGIN Aleksei	82.5			
7-2	g		BARKOV Viacheslav	91.8			
7-3	y		MARUSARZ Wojciech	0.0			

NOTE

Calculation of the time difference in team events


The amount of time that a competitor must wait before starting is calculated by converting the number of points behind into time. Each point behind is equivalent to 1.333333 seconds of wait time. 45 points behind means a competitor starts one (1) minute later than the competitor in front of him.

Wave

To prevent too large start time differences, the Jury can decide upon the use of the "wave start". The competitors start in groups at ten (10) second intervals. At the end of the event their time differences calculated from the Ski Jumping competition are added to their finish time from the Cross-Country race.

LEGEND

Diff Difference g Green r Red y Yellow



SAT 31 JAN 2015

Start Time 15:00 / End Time 15:47

Official Results

Jury / Competition Management				Course Information			
FIS Technical Delegate (TD)	PELKONEN Jyri (FIN)	Name:	2.5 km				
FISU Technical Delegate	LUSTENBERGER Karl (SUI)	Height Difference (HD):	38 m				
FIS Assistant TD	SLAVIK Stanislav (CZE)	Maximum Climb (MC):	47 m				
Chief of Competition	FRAK Vladimir (SVK)	Total Climb (TC):	93 m				
Chief of Course	SERFEL Marek (SVK)	Course Length:	2 500 m				
		Number of Laps:	6				

Rank	Bib Leg	Country Bib Colour	Name	Jump			Cross-Country			Time Behind		
				Points	Rank	Time Difference	Team Time	Leg Rank	Time Behind		Split Team Rank	
1	3	GER - GERMANY		326.2	3	+0:14	42:19.2	2		0.0		
	3-1	r	WASEL Johannes	106.6			14:08.6	3	+18.3	14:22.6	1	0.0
	3-2	g	SIMON Tobias	124.1			14:32.6	7	+25.4	28:55.2	3	+9.2
	3-3	y	WELDE David	95.5			13:38.0	1	0.0	42:33.2	1	0.0
2	2	JPN - JAPAN		330.4	2	+0:09	42:34.3	3				+10.1
	2-1	r	YAMAMOTO Go	108.9			14:29.8	5	+39.5	14:38.8	2	+16.2
	2-2	g	SHIMIZU Aguri	113.9			14:07.2	1	0.0	28:46.0	1	0.0
	2-3	y	WATANABE Takehiro	107.6			13:57.3	2	+19.3	42:43.3	2	+10.1
3	4	RUS - RUSSIAN FEDERATION		303.3	4	+0:45	42:16.0	1				+27.8
	4-1	r	MASTIEV Samir	90.5			13:59.0	2	+8.7	14:44.0	3	+21.4
	4-2	g	NABEEV Niyaz	105.2			14:07.5	2	+0.3	28:51.5	2	+5.5
	4-3	y	YAHIN Ernest	107.6			14:09.5	3	+31.5	43:01.0	3	+27.8
4	1	POL - POLAND		337.0	1	0:00	43:47.5	5				+1:14.3
	1-1	r	WANTULOK Mateusz	117.8			15:12.4	6	+1:22.1	15:12.4	5	+49.8
	1-2	g	KUPCZAK Szczepan	108.9			14:20.0	5	+12.8	29:32.4	5	+46.4
	1-3	y	CIESLAR Adam	110.3			14:15.1	4	+37.1	43:47.5	4	+1:14.3
5	6	UKR - UKRAINE		267.8	6	+1:32	44:56.4	6			**	+3:55.2
	6-1	r	VILIVCHUK Oleh	76.6			16:11.4	7	+2:21.1	17:43.4	6	+3:20.8
	6-2	g	PASICHNYK Viktor	101.3			14:14.0	3	+6.8	31:57.4	6	+3:11.4
	6-3	y	BALANDA Ruslan	89.9			14:31.0	5	+53.0	46:28.4	5	+3:55.2
6	7	MIX - MIXED		174.3	7	+3:37	43:09.3	4			**	+4:13.1
	7-1	r	SEREGIN Aleksei	82.5			14:21.1	4	+30.8	17:58.1	7	+3:35.5
	7-2	g	BARKOV Viacheslav	91.8			14:16.1	4	+8.9	32:14.2	7	+3:28.2
	7-3	y	MARUSARZ Wojciech	0.0			14:32.1	6	+54.1	46:46.3	6	+4:13.1

Did Not Finish												
5	CZE - CZECH REPUBLIC			296.5	5	+0:54						
	5-1	r	KUTAL Petr	102.7			13:50.3	1	0.0	14:44.3	4	+21.7
	5-2	g	ZEMAN Martin	91.4			14:28.6	6	+21.4	29:12.9	4	+26.9
	5-3	y	HACEK Vit	102.4								

