



WINTER  
UNIVERSIADE  
GRANADA 2015



RESULT BOOK

# FIGURE SKATING



	Figure Skating .....	1
1	Table of Contents .....	2
2	Competition Schedule .....	5
3	Number of Entries by Country .....	6
4	Medallists by Event .....	7
5	Medal Standings .....	8
6	Ladies .....	9
6.1	Protocol Head Page .....	10
6.2	Entry List By Event .....	11
6.3	Result List .....	12
6.4	Medallists .....	13
6.5	Short Program .....	14
6.5.1	Start List with Times .....	14
6.5.2	Planned Program Content .....	15
6.5.3	Technical Panel and Panel of Judges .....	22
6.5.4	Segment Results .....	23
6.5.5	Result Details .....	24
6.5.6	Judges Details Per Skater .....	25
6.6	Free Skating .....	41
6.6.1	Start List with Times .....	41
6.6.2	Planned Program Content .....	42
6.6.3	Technical Panel and Panel of Judges .....	48
6.6.4	Segment Results .....	49
6.6.5	Result Details .....	50
6.6.6	Judges Details Per Skater .....	51
7	Men .....	63
7.1	Protocol Head Page .....	64
7.2	Entry List by Event .....	65
7.3	Result List .....	66
7.4	Medallists .....	67
7.5	Short Program .....	68
7.5.1	Start List with Times .....	68
7.5.2	Planned Program Content .....	69
7.5.3	Technical Panel and Panel of Judges .....	75
7.5.4	Segment Results .....	76
7.5.5	Result Details .....	77
7.5.6	Judges Details Per Skater .....	78
7.6	Free Skating .....	93
7.6.1	Start List with Times .....	93
7.6.2	Planned Program Content .....	94

7.6.3	Technical Panel and Panel of Judges	100
7.6.4	Segment Results	101
7.6.5	Result Details	102
7.6.6	Judges Details Per Skater	103
8	Pairs	115
8.1	Protocol Head Page	116
8.2	Entry List by Event	117
8.3	Result List	118
8.4	Medallists	119
8.5	Short Program	120
8.5.1	Start List with Times	120
8.5.2	Planned Program Content	121
8.5.3	Technical Panel and Panel of Judges	123
8.5.4	Segment Results	124
8.5.5	Result Details	125
8.5.6	Judges Details Per Skater	126
8.6	Free Skating	129
8.6.1	Start List with Times	129
8.6.2	Planned Program Content	130
8.6.3	Technical Panel and Panel of Judges	132
8.6.4	Segment Results	133
8.6.5	Result Details	134
8.6.6	Judges Details Per Skater	135
9	Ice Dance	138
9.1	Protocol Head Page	139
9.2	Entry List By Event	140
9.3	Result List	141
9.4	Medallists	142
9.5	Short Dance	143
9.5.1	Start List with Times	143
9.5.2	Planned Program Content	144
9.5.3	Technical Panel and Panel of Judges	147
9.5.4	Segment Results	148
9.5.5	Result Details	149
9.5.6	Judges Details Per Skater	150
9.6	Free Dance	155
9.6.1	Start List with Times	155
9.6.2	Planned Program Content	156
9.6.3	Technical Panel and Panel of Judges	160
9.6.4	Segment Results	161



9.6.5	Result Details .....	162
9.6.6	Judges Details Per Skater .....	163
10	Official Communications - Substitute Skater in Ladies Free Skating .....	170




## Competition Schedule

As of TUE 03 FEB 2015

Date	Start Time	Estimated Finish Time	Event
WED 4 FEB	11:00	15:16	Men - Short Program
THU 5 FEB	15:20 16:45	16:07 20:46	Pairs - Short Program Men - Free Skating
FRI 6 FEB	16:00 20:00	17:52 20:55	Ice Dance - Short Dance Pairs - Free Skating
SAT 7 FEB	13:35 19:00	18:18 21:06	Ladies - Short Program Ice Dance - Free Dance
SUN 8 FEB	14:00	17:49	Ladies - Free Skating

**NOTE**  
Schedule is subject to change

Timing and Results provided by  TISSOT



## Number of Entries by Country

As of TUE 03 FEB 2015

Country	Ladies	Men	Pairs	Ice Dance
AUS - Australia	1			
AUT - Austria	2	2		
BLR - Belarus	1	1	1	
CHN - China	1	2	2	3
CZE - Czech Republic		1		
ESP - Spain	1	2		2
FIN - Finland	2	2		
FRA - France	2	1	1	1
GBR - Great Britain		1		
GER - Germany	2	1		1
HKG - Hong Kong		2		
HUN - Hungary		1		
ITA - Italy	2	1		1
JPN - Japan	2	2		1
KAZ - Kazakhstan		1		1
LTU - Lithuania	1			
MEX - Mexico	2			
NOR - Norway	1			
NZL - New Zealand	1			
POL - Poland		1		
RSA - South Africa	1			
RUS - Russia	2	3	2	1
SLO - Slovenia	2			
SUI - Switzerland		1		
SVK - Slovak Republic	1			1
SWE - Sweden	2	2		
TUR - Turkey	2	2		
UKR - Ukraine	1			1
<b>Total entries</b>	<b>32</b>	<b>29</b>	<b>6</b>	<b>13</b>
<b>Total CCs</b>	<b>21</b>	<b>19</b>	<b>4</b>	<b>10</b>



## Medallists by Event

As of SUN 08 FEB 2015 at 17:59

### AFTER 4 OF 4 EVENTS

Event	Date	Medal	Name	CC
Men	THU 05 FEB	GOLD	LIEBERS Peter	GER
		SILVER	KOZUKA Takahiko	JPN
		BRONZE	GACHINSKI Artur	RUS
Pairs	FRI 06 FEB	GOLD	YU Xiaoyu JIN Yang	CHN
		SILVER	ASTAKHOVA Kristina ROGONOV Alexei	RUS
		BRONZE	JAMES Vanessa CIPRES Morgan	FRA
Ice Dance	SAT 07 FEB	GOLD	GUIGNARD Charlene FABBRI Marco	ITA
		SILVER	HURTADO Sara DIAZ Adria	ESP
		BRONZE	TESTA Federica CSOLLEY Lukas	SVK
Ladies	SUN 08 FEB	GOLD	LEONOVA Alena	RUS
		SILVER	MEITE Mae Berenice	FRA
		BRONZE	ARTEMIEVA Maria	RUS




## Medal Standings

As of SUN 08 FEB 2015 at 17:59

**AFTER 4 OF 4 EVENTS**

Rank	Country	Ladies				Men				Mixed				Total				Rank by Total	
		G	S	B	Tot	G	S	B	Tot	G	S	B	Tot	G	S	B	Tot		
1	RUS - Russia	1		1	2			1	1		1		1	1	1	1	2	4	1
2	CHN - China									1			1	1				1	=3
2	GER - Germany					1			1				1					1	=3
2	ITA - Italy									1			1	1				1	=3
5	FRA - France		1		1							1	1		1	1	2	2	2
6	ESP - Spain										1		1		1			1	=3
6	JPN - Japan						1		1						1			1	=3
8	SVK - Slovak Republic											1	1				1	1	=3
	<b>Total:</b>	<b>1</b>	<b>1</b>	<b>1</b>	<b>3</b>	<b>1</b>	<b>1</b>	<b>1</b>	<b>3</b>	<b>2</b>	<b>2</b>	<b>2</b>	<b>6</b>	<b>4</b>	<b>4</b>	<b>4</b>	<b>12</b>		

**Legend:**  
 = Equal sign indicates that two or more countries share the same rank by total **B** Bronze **G** Gold **S** Silver **Tot** Total

Timing and Results provided by 





WINTER  
UNIVERSIADE  
GRANADA 2015



RESULT BOOK

# FIGURE SKATING

Ladies



## Protocol Head Page

	7 FEB 2015	13:35	Short Program
	8 FEB 2015	14:00	Free Skating

Size of Skating Area	:	30m*60m
Ice Conditions	:	very good
Number of Entries	:	34
Number of Participants	:	32

Entry Withdrawn	:	HELGESSON Viktoria	SWE
		RABE Anine	NOR

<b>Short Program</b>			
Duration	:	2:50	Max.
<b>Program Component Factors</b>	:	Skating Skills	0.80
		Transitions/Linking Footwork/Movement	0.80
		Performance/Execution	0.80
		Choreography/Composition	0.80
		Interpretation	0.80

<b>Free Skating</b>			
Duration	:	4:00	+/- 10 seconds
<b>Program Component Factors</b>	:	Skating Skills	1.60
		Transitions/Linking Footwork/Movement	1.60
		Performance/Execution	1.60
		Choreography/Composition	1.60
		Interpretation	1.60



## Entry List By Event


As of TUE 03 FEB 2015

Sequence	Name	Date of Birth	CC	ISU World Standings	
				Rank	Points
1	NOBBS Jaimee	10 MAR 1995	AUS	0	0
2	FRANK Kerstin	23 OCT 1988	AUT	0	0
3	KAPFERER Anita	15 JUL 1994	AUT	0	0
4	ZAKHARANKA Kristina	03 MAR 1997	BLR	0	0
5	ZHAO Ziquan	27 DEC 1997	CHN	0	0
6	LAFUENTE Sonia	07 DEC 1991	ESP	0	0
7	PAPP Beata	22 APR 1995	FIN	0	0
8	VAISTO Sera	19 APR 1993	FIN	0	0
9	MEITE Mae Berenice	21 SEP 1994	FRA	0	0
10	LECAVELIER Laurine	26 APR 1996	FRA	0	0
11	HECKEN Sarah	27 AUG 1993	GER	0	0
12	WEINZIERL Nathalie	08 APR 1994	GER	0	0
13	BRESSANUTTI Carol	14 APR 1993	ITA	0	0
14	RODEGHIERO Roberta	07 APR 1990	ITA	0	0
15	NISHINO Yuki	10 SEP 1993	JPN	0	0
16	OBA Miyabi	08 AUG 1995	JPN	0	0
17	JANULEVICIUTE Inga	16 MAR 1995	LTU	0	0
18	HAMUI Reyna	28 DEC 1993	MEX	0	0
19	REYES Mary Ro	04 JAN 1992	MEX	0	0
20	GJERSEM Anne Line	06 JAN 1994	NOR	0	0
21	ROUT Alexandra	06 AUG 1993	NZL	0	0
22	MARAIIS Lejeanne	25 OCT 1989	RSA	0	0
23	ARTEMIEVA Maria	11 MAR 1993	RUS	0	0
24	LEONOVA Alena	23 NOV 1990	RUS	0	0
25	GRM Dasa	18 APR 1991	SLO	0	0
26	UMEK Pina	22 OCT 1994	SLO	0	0
27	KUNOVA Alexandra	01 NOV 1992	SVK	0	0
28	MELLGREN Linnea	17 MAY 1989	SWE	0	0
29	ATABEY Birce	26 JAN 1993	TUR	0	0
30	KUYUCU Sinem	11 OCT 1994	TUR	0	0
31	KHNYCHENKOVA Anna	12 NOV 1994	UKR	0	0
32	YALOVAIA Anastasia	04 MAR 1995	UKR	0	0

### NOTE

Entry data may be updated until the start of competition.

For the complete list of ISU World Standings please refer to [www.isu.org](http://www.isu.org).

Timing and Results provided by  **TISSOT**



## Results

Rank	Name	CC	Total Score	SP	FS
1	LEONOVA Alena	RUS	182.85	1	1
2	MEITE Mae Berenice	FRA	171.54	4	2
3	ARTEMIEVA Maria	RUS	170.24	2	3
4	LECAVELIER Laurine	FRA	155.24	5	5
5	RODEGHIERO Roberta	ITA	151.85	3	11
6	NISHINO Yuki	JPN	151.64	6	7
7	OBA Miyabi	JPN	148.69	7	6
8	LAFUENTE Sonia	ESP	146.81	8	8
9	KHNYCHENKOVA Anna	UKR	145.87	11	4
10	FRANK Kerstin	AUT	141.72	10	10
11	ZHAO Ziquan	CHN	139.89	9	12
12	GJERSEM Anne Line	NOR	139.81	12	9
13	GRM Dasa	SLO	123.70	17	13
14	VAISTO Sera	FIN	122.19	13	14
15	HAMUI Reyna	MEX	113.78	15	17
16	MELLGREN Linnea	SWE	112.19	23	15
17	PAPP Beata	FIN	110.32	14	20
18	JANULEVICIUTE Inga	LTU	110.28	24	16
19	KUNOVA Alexandra	SVK	110.13	18	18
20	ATABEY Birce	TUR	106.72	22	19
21	BRESSANUTTI Carol	ITA	105.53	19	21
22	MARAIS Lejeanne	RSA	100.76	20	22
23	ROUT Alexandra	NZL	98.64	21	23
24	ZAKHARANKA Kristina	BLR	91.18	25	24
Final not Reached					
	HECKEN Sarah	GER	33.34	26	
	KAPFERER Anita	AUT	32.78	27	
	YALOVAIA Anastasia	UKR	32.56	28	
	NOBBS Jaimee	AUS	31.26	29	
	UMEK Pina	SLO	30.62	30	
	REYES Mary Ro	MEX	25.98	31	
	KUYUCU Sinem	TUR	24.02	32	
Withdrawn					
	WEINZIERL Nathalie	GER	40.52	16	

SANCHO Saioa, ISU

Referee


LAAKSONEN Leena, ISU

Technical Controller

### LEGEND

FS Free Skating

SP Short Program

Timing and Results provided by  TISSOT



## Medallists

Medal	Name	Country
GOLD	LEONOVA Alena	RUS - Russia
SILVER	MEITE Mae Berenice	FRA - France
BRONZE	ARTEMIEVA Maria	RUS - Russia



## Start List With Times

Start Time	Finish Time	Starting Number	Name	CC
13:35:00	13:42:00		<b>Warm-Up Group 1</b>	
13:42:30	13:49:00	1	LAFUENTE Sonia	ESP
13:49:00	13:55:30	2	ZHAO Ziquan	CHN
13:55:30	14:02:00	3	PAPP Beata	FIN
14:02:00	14:08:30	4	BRESSANUTTI Carol	ITA
14:08:30	14:15:00	5	REYES Mary Ro	MEX
14:15:00	14:22:00		<b>Warm-Up Group 2</b>	
14:22:30	14:29:00	6	FRANK Kerstin	AUT
14:29:00	14:35:30	7	HAMUI Reyna	MEX
14:35:30	14:42:00	8	RODEGHIERO Roberta	ITA
14:42:00	14:48:30	9	NISHINO Yuki	JPN
14:48:30	14:55:00	10	MELLGREN Linnea	SWE
14:55:00	15:10:00		<b>Resurfacing of the Ice</b>	
15:10:00	15:17:00		<b>Warm-Up Group 3</b>	
15:17:30	15:24:00	11	JANULEVICIUTE Inga	LTU
15:24:00	15:30:30	12	GJERSEM Anne Line	NOR
15:30:30	15:37:00	13	WEINZIERL Nathalie	GER
15:37:00	15:43:30	14	YALOVAIA Anastasia	UKR
15:43:30	15:50:00	15	OBA Miyabi	JPN
15:50:00	15:57:00		<b>Warm-Up Group 4</b>	
15:57:30	16:04:00	16	HECKEN Sarah	GER
16:04:00	16:10:30	17	VAISTO Sera	FIN
16:10:30	16:17:00	18	ZAKHARANKA Kristina	BLR
16:17:00	16:23:30	19	KUNOVA Alexandra	SVK
16:23:30	16:30:00	20	LEONOVA Alena	RUS
16:30:00	16:45:00		<b>Resurfacing of the Ice</b>	
16:45:00	16:52:00		<b>Warm-Up Group 5</b>	
16:52:30	16:59:00	21	KHNYCHENKOVA Anna	UKR
16:59:00	17:05:30	22	UMEK Pina	SLO
17:05:30	17:12:00	23	ATABEY Birce	TUR
17:12:00	17:18:30	24	GRM Dasa	SLO
17:18:30	17:25:00	25	LECAVELIER Laurine	FRA
17:25:00	17:31:30	26	MEITE Mae Berenice	FRA
17:31:30	17:38:30		<b>Warm-Up Group 6</b>	
17:39:00	17:45:30	27	ARTEMIEVA Maria	RUS
17:45:30	17:52:00	28	KAPFERER Anita	AUT
17:52:00	17:58:30	29	NOBBS Jaimee	AUS
17:58:30	18:05:00	30	KUYUCU Sinem	TUR
18:05:00	18:11:30	31	MARAIS Lejeanne	RSA
18:11:30	18:18:00	32	ROUT Alexandra	NZL

### NOTE

This time schedule is based on the timing intervals listed below, but is subject to change:


Resurfacing: 15:00

Warm-Up: 6:00

Duration of Skating: 2:50 maximum

Judging First: 3:10

Judging Last: 3:10

Timing and Results provided by  TISSOT



## Planned Program Content

<b>1 LAFUENTE Sonia</b>			<b>ESP</b>		
Coach: Jordi Lafarga					
Music: Caravan by Duke Ellington					
Element Number	Name	Description	Element Number	Name	Description
1	3Lz+2T	Triple Lutz+Double Toeloop	5	CCoSp	Change Foot Combination Spin
2	3Lo	Triple Loop	6	StSq	Step Sequence
3	FCSp	Fly. Camel Spin	7	LSp	Layback Spin
4	2A	Double Axel			
<b>2 ZHAO Ziquan</b>			<b>CHN</b>		
Coach: Lijie Yu					
Music: Bahrein by Princesses of Violin					
Element Number	Name	Description	Element Number	Name	Description
1	3T+3T	Triple Toeloop+Triple Toeloop	5	2A	Double Axel
2	FCSp	Fly. Camel Spin	6	StSq	Step Sequence
3	CCoSp	Change Foot Combination Spin	7	LSp	Layback Spin
4	3Lo	Triple Loop			
<b>3 PAPP Beata</b>			<b>FIN</b>		
Coach: Bruno Delmaestro					
Music: Cinema Italiano by Peter Blanchette					
Element Number	Name	Description	Element Number	Name	Description
1	3T+2T	Triple Toeloop+Double Toeloop	5	FSSp	Fly. Sit Spin
2	3S	Triple Salchow	6	StSq	Step Sequence
3	LSp	Layback Spin	7	CCoSp	Change Foot Combination Spin
4	2A	Double Axel			
<b>4 BRESSANUTTI Carol</b>			<b>ITA</b>		
Coach: Silvia Martina					
Music: Hallelujah					
Element Number	Name	Description	Element Number	Name	Description
1	3Lo	Triple Loop	5	CCoSp	Change Foot Combination Spin
2	3T+3T	Triple Toeloop+Triple Toeloop	6	StSq	Step Sequence
3	2A	Double Axel	7	LSp	Layback Spin
4	FCSp	Fly. Camel Spin			
<b>5 REYES Mary Ro</b>			<b>MEX</b>		
Coach: J. M. Harvey, K. Ohs					
Music: Si Tu Vois Ma Mere, Diga Diga Doo					
Element Number	Name	Description	Element Number	Name	Description
1	3Lo	Triple Loop	5	LSp	Layback Spin
2	3S+2T	Triple Salchow+Double Toeloop	6	StSq	Step Sequence
3	2A	Double Axel	7	CCoSp	Change Foot Combination Spin
4	FCSp	Fly. Camel Spin			



## Planned Program Content

<b>6 FRANK Kerstin</b>			<b>AUT</b>		
Coach: Sonja Harand					
Music: Kingdom Hearts by Yoko Shimomura					
Element Number	Name	Description	Element Number	Name	Description
1	3T+2T	Triple Toeloop+Double Toeloop	5	LSp	Layback Spin
2	FCSp	Fly. Camel Spin	6	2A	Double Axel
3	StSq	Step Sequence	7	CCoSp	Change Foot Combination Spin
4	3S	Triple Salchow			
<b>7 HAMUI Reyna</b>			<b>MEX</b>		
Coach: Johnny Johns					
Music: Another Cha Cha by Santa Esmeralda					
Element Number	Name	Description	Element Number	Name	Description
1	3T+2T	Triple Toeloop+Double Toeloop	5	2A	Double Axel
2	CCoSp	Change Foot Combination Spin	6	StSq	Step Sequence
3	FSSp	Fly. Sit Spin	7	LSp	Layback Spin
4	3S	Triple Salchow			
<b>8 RODEGHIERO Roberta</b>			<b>ITA</b>		
Coach: F. Bianconi, R. Murante					
Music: Let It Go performed by The Piano Guys					
Element Number	Name	Description	Element Number	Name	Description
1	3T+3T	Triple Toeloop+Triple Toeloop	5	2A	Double Axel
2	3F	Triple Flip	6	CCoSp	Change Foot Combination Spin
3	LSp	Layback Spin	7	FSSp	Fly. Sit Spin
4	StSq	Step Sequence			
<b>9 NISHINO Yuki</b>			<b>JPN</b>		
Coach: Yutaka Higuchi					
Music: Twilight Waltz by Takashi Kako					
Element Number	Name	Description	Element Number	Name	Description
1	3Lz+2T	Triple Lutz+Double Toeloop	5	StSq	Step Sequence
2	3Lo	Triple Loop	6	2A	Double Axel
3	FCSp	Fly. Camel Spin	7	CCoSp	Change Foot Combination Spin
4	LSp	Layback Spin			
<b>10 MELLGREN Linnea</b>			<b>SWE</b>		
Coach: Lotta Falkenback					
Music: Who wants to live forever by D. Garrett					
Element Number	Name	Description	Element Number	Name	Description
1	3T+3T	Triple Toeloop+Triple Toeloop	5	2A	Double Axel
2	3S	Triple Salchow	6	FSSp	Fly. Sit Spin
3	CCoSp	Change Foot Combination Spin	7	StSq	Step Sequence
4	LSp	Layback Spin			





## Planned Program Content

<b>11 JANULEVICIUTE Inga</b>			<b>LTU</b>		
Coach: Dmitri Kozlov					
Music: Reflections of Passion by Yanni					
Element Number	Name	Description	Element Number	Name	Description
1	2A	Double Axel	5	LSp	Layback Spin
2	3Lz+2T	Triple Lutz+Double Toeloop	6	StSq	Step Sequence
3	FCSp	Fly. Camel Spin	7	CCoSp	Change Foot Combination Spin
4	3F	Triple Flip			
<b>12 GJERSEM Anne Line</b>			<b>NOR</b>		
Coach: Ela Magnusson, Laco Vince					
Music: Fly by Celine Dion					
Element Number	Name	Description	Element Number	Name	Description
1	2A	Double Axel	5	StSq	Step Sequence
2	3S+2T	Triple Salchow+Double Toeloop	6	CCoSp	Change Foot Combination Spin
3	3Lo	Triple Loop	7	LSp	Layback Spin
4	FCSp	Fly. Camel Spin			
<b>13 WEINZIERL Nathalie</b>			<b>GER</b>		
Coach: Peter Sczypa					
Music: Fever by Ted Heath and His Music					
Element Number	Name	Description	Element Number	Name	Description
1	3F+2T	Triple Flip+Double Toeloop	5	FSSp	Fly. Sit Spin
2	3Lz	Triple Lutz	6	StSq	Step Sequence
3	LSp	Layback Spin	7	CCoSp	Change Foot Combination Spin
4	2A	Double Axel			
<b>14 YALOVAIA Anastasia</b>			<b>UKR</b>		
Coach: Viacheslav Tkachenko					
Music: In the Hall of the Mountain King					
Element Number	Name	Description	Element Number	Name	Description
1	3F+2T	Triple Flip+Double Toeloop	5	LSp	Layback Spin
2	3T	Triple Toeloop	6	StSq	Step Sequence
3	FCSp	Fly. Camel Spin	7	CCoSp	Change Foot Combination Spin
4	2A	Double Axel			
<b>15 OBA Miyabi</b>			<b>JPN</b>		
Coach: Yuko Monna					
Music: Resphoina by Joe Hisaishi					
Element Number	Name	Description	Element Number	Name	Description
1	3S+3T	Triple Salchow+Triple Toeloop	5	FSSp	Fly. Sit Spin
2	3Lo	Triple Loop	6	StSq	Step Sequence
3	CCoSp	Change Foot Combination Spin	7	LSp	Layback Spin
4	2A	Double Axel			



## Planned Program Content

<b>16 HECKEN Sarah</b>			<b>GER</b>		
Coach: Stefan Lindemann					
Music: Nero by Mark Fowler					
Element Number	Name	Description	Element Number	Name	Description
1	3T+3T	Triple Toeloop+Triple Toeloop	5	FCSp	Fly. Camel Spin
2	3S	Triple Salchow	6	StSq	Step Sequence
3	LSp	Layback Spin	7	CCoSp	Change Foot Combination Spin
4	2A	Double Axel			
<b>17 VAISTO Sera</b>			<b>FIN</b>		
Coach: Maaret Siromaa					
Music: Waters Of Irrawaddy by Hans Zimmer					
Element Number	Name	Description	Element Number	Name	Description
1	3S	Triple Salchow	5	StSq	Step Sequence
2	3T+2T	Triple Toeloop+Double Toeloop	6	LSp	Layback Spin
3	CCoSp	Change Foot Combination Spin	7	FCSp	Fly. Camel Spin
4	2A	Double Axel			
<b>18 ZAKHARANKA Kristina</b>			<b>BLR</b>		
Coach: Mikhail Koroliuk					
Music: Memoirs of a Geisha (soundtrack)					
Element Number	Name	Description	Element Number	Name	Description
1	3S+2T	Triple Salchow+Double Toeloop	5	StSq	Step Sequence
2	2A	Double Axel	6	FCSp	Fly. Camel Spin
3	CCoSp	Change Foot Combination Spin	7	LSp	Layback Spin
4	3Lo	Triple Loop			
<b>19 KUNOVA Alexandra</b>			<b>SVK</b>		
Coach: Jeranjak Ipakjan					
Music: Yes Sir, That's My Baby, Lady in Red					
Element Number	Name	Description	Element Number	Name	Description
1	3S+3T	Triple Salchow+Triple Toeloop	5	StSq	Step Sequence
2	3Lz	Triple Lutz	6	2A	Double Axel
3	FSSp	Fly. Sit Spin	7	CCoSp	Change Foot Combination Spin
4	LSp	Layback Spin			
<b>20 LEONOVA Alena</b>			<b>RUS</b>		
Coach: Evgeni Rukavicin					
Music: Charlie Chaplin					
Element Number	Name	Description	Element Number	Name	Description
1	3T+3T	Triple Toeloop+Triple Toeloop	5	2A	Double Axel
2	FCSp	Fly. Camel Spin	6	CCoSp	Change Foot Combination Spin
3	StSq	Step Sequence	7	LSp	Layback Spin
4	3F	Triple Flip			



## Planned Program Content

<b>21 KHNYCHENKOVA Anna</b>			<b>UKR</b>		
Coach: Viacheslav Tkachenko					
Music: Hijo De La Luna by Aida Garifullina					
Element Number	Name	Description	Element Number	Name	Description
1	3F	Triple Flip	5	CCoSp	Change Foot Combination Spin
2	3T+2T	Triple Toeloop+Double Toeloop	6	StSq	Step Sequence
3	FCSp	Fly. Camel Spin	7	LSp	Layback Spin
4	2A	Double Axel			
<b>22 UMEK Pina</b>			<b>SLO</b>		
Coach: T. Dorofejev, J. Cejvan					
Music: Welcome to the Black Parade					
Element Number	Name	Description	Element Number	Name	Description
1	3T+2T	Triple Toeloop+Double Toeloop	5	3S	Triple Salchow
2	2A	Double Axel	6	StSq	Step Sequence
3	FSSp	Fly. Sit Spin	7	LSp	Layback Spin
4	CCoSp	Change Foot Combination Spin			
<b>23 ATABEY Birce</b>			<b>TUR</b>		
Coach: Rana Belkis Gocmen					
Music: Try by Asher Book					
Element Number	Name	Description	Element Number	Name	Description
1	3Lz+2T	Triple Lutz+Double Toeloop	5	LSp	Layback Spin
2	3S	Triple Salchow	6	StSq	Step Sequence
3	FCSp	Fly. Camel Spin	7	CCoSp	Change Foot Combination Spin
4	2A	Double Axel			
<b>24 GRM Dasa</b>			<b>SLO</b>		
Coach: J. Cejvan, T. Dorofejev					
Music: Prica o Vasi Ladackom by D. Balasevic					
Element Number	Name	Description	Element Number	Name	Description
1	3F+2T	Triple Flip+Double Toeloop	5	3T	Triple Toeloop
2	2A	Double Axel	6	FSSp	Fly. Sit Spin
3	CCoSp	Change Foot Combination Spin	7	LSp	Layback Spin
4	StSq	Step Sequence			
<b>25 LECAVELIER Laurine</b>			<b>FRA</b>		
Coach: Katia Lemaire					
Music: Carmen by Lana del Rey					
Element Number	Name	Description	Element Number	Name	Description
1	3Lz+2T	Triple Lutz+Double Toeloop	5	2A	Double Axel
2	3F	Triple Flip	6	LSp	Layback Spin
3	FCSp	Fly. Camel Spin	7	StSq	Step Sequence
4	CCoSp	Change Foot Combination Spin			



## Planned Program Content

<b>26 MEITE Mae Berenice</b>			<b>FRA</b>		
Coach: K. Krier, S. Folle					
Music: Hosanna, The Groove You Liked					
Element Number	Name	Description	Element Number	Name	Description
1	3T+3T	Triple Toeloop+Triple Toeloop	5	FCSp	Fly. Camel Spin
2	3Lz	Triple Lutz	6	CCoSp	Change Foot Combination Spin
3	LSp	Layback Spin	7	StSq	Step Sequence
4	2A	Double Axel			
<b>27 ARTEMIEVA Maria</b>			<b>RUS</b>		
Coach: Evgeni Rukavitsin					
Music: Coco Chanel (soundtrack), Eye by Coba					
Element Number	Name	Description	Element Number	Name	Description
1	3T+3T	Triple Toeloop+Triple Toeloop	5	2A	Double Axel
2	3Lz	Triple Lutz	6	CCoSp	Change Foot Combination Spin
3	FSSp	Fly. Sit Spin	7	LSp	Layback Spin
4	StSq	Step Sequence			
<b>28 KAPFERER Anita</b>			<b>AUT</b>		
Coach: Claudia Houdek					
Music: Ain't No Sunshine by Bill Withers					
Element Number	Name	Description	Element Number	Name	Description
1	3S+2Lo	Triple Salchow+Double Loop	5	3T	Triple Toeloop
2	2A	Double Axel	6	CCoSp	Change Foot Combination Spin
3	FSSp	Fly. Sit Spin	7	LSp	Layback Spin
4	StSq	Step Sequence			
<b>29 NOBBS Jaimee</b>			<b>AUS</b>		
Coach: Galina Pachin					
Music: Hawaii Five-O Theme by Morton Stevens					
Element Number	Name	Description	Element Number	Name	Description
1	2A	Double Axel	5	LSp	Layback Spin
2	3S+2T	Triple Salchow+Double Toeloop	6	StSq	Step Sequence
3	FSSp	Fly. Sit Spin	7	CCoSp	Change Foot Combination Spin
4	3Lo	Triple Loop			
<b>30 KUYUCU Sinem</b>			<b>TUR</b>		
Coach: Rana Belkis Gocmen					
Music: Tango Amore by Edvin Marton					
Element Number	Name	Description	Element Number	Name	Description
1	3S+2T	Triple Salchow+Double Toeloop	5	CCoSp	Change Foot Combination Spin
2	3F	Triple Flip	6	StSq	Step Sequence
3	FSSp	Fly. Sit Spin	7	LSp	Layback Spin
4	2A	Double Axel			



## Planned Program Content

31 MARAIS Lejeanne			RSA		
Coach: Susan Marais					
Music: The End by Lisa Gerrard					
Element Number	Name	Description	Element Number	Name	Description
1	3Lz	Triple Lutz	5	StSq	Step Sequence
2	CCoSp	Change Foot Combination Spin	6	FSSp	Fly. Sit Spin
3	3Lo+2T	Triple Loop+Double Toeloop	7	LSp	Layback Spin
4	2A	Double Axel			
32 ROUT Alexandra			NZL		
Coach: S Kuznetsov, L Kuznetsova					
Music: Gypsy Dance by David Garrett					
Element Number	Name	Description	Element Number	Name	Description
1	FSSp	Fly. Sit Spin	5	CCoSp	Change Foot Combination Spin
2	3S+2T	Triple Salchow+Double Toeloop	6	StSq	Step Sequence
3	3Lo	Triple Loop	7	LSp	Layback Spin
4	2A	Double Axel			



## Technical Panel and Panel of Judges

### Technical Panel

Function	Name	
Technical Controller	LAAKSONEN Leena	ISU
Technical Specialist	OKAZAKI Makoto	ISU
Assistant Technical Specialist	BORGHI Christel	ISU

### Panel of Judges

Function	Name	
Referee	SANCHO Saioa	ISU
Judge No.1	KANKAANRANTA Marjo	FIN
Judge No.2	GRUSHMAN Petr	RUS
Judge No.3	GREUGNY Valerie	FRA
Judge No.4	WALDECK Andreas	GER
Judge No.5	GARRARD Neil	RSA
Judge No.6	CHEN Weiguang	CHN
Judge No.7	SCHILLER Edith	AUT

### Data / Replay Operators

Function	Name	
Data Operator	WALDVOGEL Michael	ISU
Replay Operator	GRAGLIA Flavia	ISU



## Segment Results

Rank	Name	CC	Total Segment Score
1	LEONOVA Alena	RUS	67.12 Q
2	ARTEMIEVA Maria	RUS	62.11 Q
3	RODEGHIERO Roberta	ITA	58.03 Q
4	MEITE Mae Berenice	FRA	56.84 Q
5	LECAVELIER Laurine	FRA	55.29 Q
6	NISHINO Yuki	JPN	54.11 Q
7	OBA Miyabi	JPN	49.71 Q
8	LAFUENTE Sonia	ESP	49.47 Q
9	ZHAO Ziquan	CHN	47.64 Q
10	FRANK Kerstin	AUT	47.44 Q
11	KHNYCHENKOVA Anna	UKR	45.90 Q
12	GJERSEM Anne Line	NOR	44.56 Q
13	VAISTO Sera	FIN	44.24 Q
14	PAPP Beata	FIN	40.68 Q
15	HAMUI Reyna	MEX	40.67 Q
16	WEINZIERL Nathalie	GER	40.52 Q
17	GRM Dasa	SLO	40.39 Q
18	KUNOVA Alexandra	SVK	39.29 Q
19	BRESSANUTTI Carol	ITA	38.66 Q
20	MARAIS Lejeanne	RSA	37.29 Q
21	ROUT Alexandra	NZL	36.68 Q
22	ATABEY Birce	TUR	36.38 Q
23	MELLGREN Linnea	SWE	36.35 Q
24	JANULEVICIUTE Inga	LTU	35.30 Q
25	ZAKHARANKA Kristina	BLR	34.24
26	HECKEN Sarah	GER	33.34
27	KAPFERER Anita	AUT	32.78
28	YALOVAIA Anastasia	UKR	32.56
29	NOBBS Jaimee	AUS	31.26
30	UMEK Pina	SLO	30.62
31	REYES Mary Ro	MEX	25.98
32	KUYUCU Sinem	TUR	24.02

SANCHO Saioa, ISU  
Referee

LAAKSONEN Leena, ISU  
Technical Controller

### LEGEND

Q Qualified for Free Skating



## Results Details

Rk	Name	CC	Total Segment Score	Total Element Score	Factored Total Component Score	Unfactored Program Component Scores					Total Deductions
						Skating Skills	Transitions /Linking Footwork	Performance /Execution	Choreography /Composition	Interpretation	
1	LEONOVA Alena	RUS	67.12	34.20	32.92	8.15	7.80	8.30	8.45	8.45	0.00
2	ARTEMIEVA Maria	RUS	62.11	33.95	28.16	7.10	6.85	7.15	7.05	7.05	0.00
3	RODEGHIERO Roberta	ITA	58.03	31.79	26.24	6.60	6.35	6.60	6.65	6.60	0.00
4	MEITE Mae Berenice	FRA	56.84	30.20	26.64	6.75	6.35	6.65	6.65	6.90	0.00
5	LECAVELIER Laurine	FRA	55.29	28.89	26.40	6.65	6.30	6.65	6.70	6.70	0.00
6	NISHINO Yuki	JPN	54.11	28.11	27.00	7.00	6.45	6.60	6.80	6.90	-1.00
7	OBA Miyabi	JPN	49.71	27.23	22.48	5.90	5.40	5.55	5.55	5.70	0.00
8	LAFUENTE Sonia	ESP	49.47	25.83	23.64	6.15	5.55	6.00	5.95	5.90	0.00
9	ZHAO Ziquan	CHN	47.64	24.96	23.68	6.05	5.70	5.85	6.00	6.00	-1.00
10	FRANK Kerstin	AUT	47.44	25.36	22.08	5.80	5.20	5.55	5.55	5.50	0.00
11	KHNYCHENKOVA Anna	UKR	45.90	25.94	21.96	5.80	5.20	5.40	5.55	5.50	-2.00
12	GJERSEM Anne Line	NOR	44.56	24.28	20.28	5.10	4.75	5.15	5.15	5.20	0.00
13	VAISTO Sera	FIN	44.24	23.52	20.72	5.30	4.95	5.20	5.20	5.25	0.00
14	PAPP Beata	FIN	40.68	18.48	22.20	5.50	5.25	5.60	5.55	5.85	0.00
15	HAMUI Reyna	MEX	40.67	20.23	20.44	5.00	4.90	5.15	5.10	5.40	0.00
16	WEINZIERL Nathalie	GER	40.52	18.00	23.52	6.20	5.60	5.60	6.05	5.95	-1.00
17	GRM Dasa	SLO	40.39	20.15	21.24	5.65	5.05	5.15	5.40	5.30	-1.00
18	KUNOVA Alexandra	SVK	39.29	19.49	19.80	5.05	4.65	4.85	5.15	5.05	0.00
19	BRESSANUTTI Carol	ITA	38.66	17.34	21.32	5.15	5.05	5.40	5.55	5.50	0.00
20	MARAIS Lejeanne	RSA	37.29	18.77	19.52	4.85	4.60	5.00	4.90	5.05	-1.00
21	ROUT Alexandra	NZL	36.68	17.36	19.32	4.95	4.60	4.65	4.90	5.05	0.00
22	ATABEY Birce	TUR	36.38	19.50	17.88	4.60	4.30	4.40	4.60	4.45	-1.00
23	MELLGREN Linnea	SWE	36.35	17.47	20.88	5.40	5.05	5.00	5.40	5.25	-2.00
24	JANULEVICIUTE Inga	LTU	35.30	18.62	17.68	4.60	4.30	4.40	4.45	4.35	-1.00
25	ZAKHARANKA Kristina	BLR	34.24	15.04	19.20	4.90	4.55	4.80	4.95	4.80	0.00
26	HECKEN Sarah	GER	33.34	12.82	20.52	5.35	4.95	5.00	5.25	5.10	0.00
27	KAPFERER Anita	AUT	32.78	13.78	20.00	5.30	4.80	4.90	5.10	4.90	-1.00
28	YALOVAIA Anastasia	UKR	32.56	13.32	19.24	4.90	4.65	4.80	4.80	4.90	0.00
29	NOBBS Jaimee	AUS	31.26	14.54	17.72	4.55	4.30	4.35	4.55	4.40	-1.00
30	UMEK Pina	SLO	30.62	12.10	18.52	4.85	4.30	4.55	4.85	4.60	0.00
31	REYES Mary Ro	MEX	25.98	8.54	17.44	4.40	4.20	4.20	4.50	4.50	0.00
32	KUYUCU Sinem	TUR	24.02	10.06	15.96	4.05	3.90	3.90	4.10	4.00	-2.00

### LEGEND

Rk Rank





### Judges Details Per Skater

Rank	Name	CC	Starting Number	Total Segment Score	Total Element Score	Program Component Score (factored)	Total Deductions							
1	LEONOVA Alena	RUS	20	67.12	34.20	32.92	0.00							
#	Executed Elements	Info	Base Value	GOE	J1	J2	J3	J4	J5	J6	J7	J8	J9	Scores of Panel
1	3T+3T		8.20	1.82	3	2	2	3	3	2	3	-	-	10.02
2	FCSp4		3.20	1.00	2	2	2	2	1	2	2	-	-	4.20
3	StSq3		3.30	1.00	2	2	3	2	3	1	1	-	-	4.30
4	3F		5.83 x	-0.98	-1	-1	-3	-2	-2	-1	0	-	-	4.85
5	2A		3.63 x	0.60	1	1	1	1	2	1	2	-	-	4.23
6	CCoSp3p4		3.50	0.70	1	2	1	1	2	1	2	-	-	4.20
7	LSp2		1.90	0.50	1	1	0	2	1	1	1	-	-	2.40
<b>29.56</b>													<b>34.20</b>	
Program Components				Factor										
Skating Skills				0.80	7.50	8.50	7.75	8.25	8.75	7.50	8.75	-	-	8.15
Transitions / Linking Footwork / Movement				0.80	7.25	8.25	7.75	8.00	7.75	7.00	8.50	-	-	7.80
Performance / Execution				0.80	7.75	8.25	8.50	8.25	9.00	7.25	8.75	-	-	8.30
Choreography / Composition				0.80	8.00	8.50	8.50	8.25	9.00	7.50	9.00	-	-	8.45
Interpretation				0.80	7.75	8.75	8.75	8.25	9.25	7.50	8.75	-	-	8.45
Judges Total Program Component Score (factored)														<b>32.92</b>
Deductions:														<b>0.00</b>

Rank	Name	CC	Starting Number	Total Segment Score	Total Element Score	Program Component Score (factored)	Total Deductions							
2	ARTEMIEVA Maria	RUS	27	62.11	33.95	28.16	0.00							
#	Executed Elements	Info	Base Value	GOE	J1	J2	J3	J4	J5	J6	J7	J8	J9	Scores of Panel
1	3T+3T		8.20	1.12	1	2	2	2	2	1	1	-	-	9.32
2	3Lz		6.00	0.70	2	2	0	1	1	1	-1	-	-	6.70
3	FSSp4		3.00	0.40	1	1	0	1	0	1	1	-	-	3.40
4	StSq3		3.30	0.70	2	2	1	1	2	1	1	-	-	4.00
5	2A		3.63 x	-0.40	-1	0	-1	0	-1	-1	-1	-	-	3.23
6	CCoSp3p4		3.50	0.60	1	2	2	1	1	1	1	-	-	4.10
7	LSp4		2.70	0.50	1	1	1	2	1	1	1	-	-	3.20
<b>30.33</b>													<b>33.95</b>	
Program Components				Factor										
Skating Skills				0.80	7.50	7.50	6.75	7.00	7.00	7.25	6.50	-	-	7.10
Transitions / Linking Footwork / Movement				0.80	7.50	7.25	7.00	7.25	6.00	6.75	5.50	-	-	6.85
Performance / Execution				0.80	7.75	7.50	7.25	7.00	6.75	7.25	6.00	-	-	7.15
Choreography / Composition				0.80	7.75	7.75	7.00	7.00	6.50	7.00	6.25	-	-	7.05
Interpretation				0.80	8.00	7.75	7.00	6.75	6.75	7.00	6.25	-	-	7.05
Judges Total Program Component Score (factored)														<b>28.16</b>
Deductions:														<b>0.00</b>



### Judges Details Per Skater

Rank	Name	CC	Starting Number	Total Segment Score	Total Element Score	Program Score (factored)	Total Deductions							
3	RODEGHIERO Roberta	ITA	8	58.03	31.79	26.24	0.00							
#	Executed Elements	Info	Base Value	GOE	J1	J2	J3	J4	J5	J6	J7	J8	J9	Scores of Panel
1	3T+3T		8.20	0.56	0	0	1	1	2	1	1	-	-	8.76
2	3F		5.30	0.28	1	0	-1	0	0	1	1	-	-	5.58
3	LSp4		2.70	0.30	1	-1	1	0	1	0	1	-	-	3.00
4	StSq3		3.30	0.90	2	1	2	2	2	1	2	-	-	4.20
5	2A		3.63 x	0.40	0	0	1	1	1	1	1	-	-	4.03
6	CCoSp3p3		3.00	0.40	0	0	1	1	1	1	1	-	-	3.40
7	FSSp4		3.00	-0.18	-1	-1	-1	0	-1	1	0	-	-	2.82
<b>29.13</b>													<b>31.79</b>	
Program Components				Factor										
Skating Skills				0.80	6.75	6.75	6.25	6.50	7.00	6.75	6.00	-	-	6.60
Transitions / Linking Footwork / Movement				0.80	6.50	6.25	6.50	6.25	6.50	6.25	5.50	-	-	6.35
Performance / Execution				0.80	7.00	6.50	7.25	6.25	6.75	6.50	6.25	-	-	6.60
Choreography / Composition				0.80	6.50	6.50	7.25	6.50	7.00	6.75	6.25	-	-	6.65
Interpretation				0.80	6.50	6.50	7.00	6.50	7.25	6.50	6.25	-	-	6.60
Judges Total Program Component Score (factored)														<b>26.24</b>
Deductions:														<b>0.00</b>

Rank	Name	CC	Starting Number	Total Segment Score	Total Element Score	Program Score (factored)	Total Deductions							
4	MEITE Mae Berenice	FRA	26	56.84	30.20	26.64	0.00							
#	Executed Elements	Info	Base Value	GOE	J1	J2	J3	J4	J5	J6	J7	J8	J9	Scores of Panel
1	3T+3T		8.20	-1.40	-2	-2	-3	-2	-2	-2	-1	-	-	6.80
2	3Lz		6.00	-0.14	0	0	0	0	-1	0	-1	-	-	5.86
3	LSp4		2.70	0.60	1	1	1	2	-1	1	2	-	-	3.30
4	2A		3.30	0.50	1	1	2	1	1	1	1	-	-	3.80
5	FCSp4		3.20	0.04	0	-1	0	1	-1	1	0	-	-	3.24
6	CCoSp3p4		3.50	0.30	1	0	1	1	0	1	0	-	-	3.80
7	StSq3		3.30	0.10	0	0	0	1	-1	1	0	-	-	3.40
<b>30.20</b>													<b>30.20</b>	
Program Components				Factor										
Skating Skills				0.80	7.00	7.00	7.00	6.00	6.00	7.25	6.75	-	-	6.75
Transitions / Linking Footwork / Movement				0.80	6.50	6.50	7.00	6.50	5.00	6.50	5.75	-	-	6.35
Performance / Execution				0.80	6.75	6.75	7.50	6.50	5.75	6.75	6.50	-	-	6.65
Choreography / Composition				0.80	6.75	7.00	7.25	6.25	5.75	7.00	6.25	-	-	6.65
Interpretation				0.80	7.00	7.25	7.25	6.50	5.75	7.00	6.75	-	-	6.90
Judges Total Program Component Score (factored)														<b>26.64</b>
Deductions:														<b>0.00</b>



### Judges Details Per Skater

Rank	Name	CC	Starting Number	Total Segment Score	Total Element Score	Program Component Score (factored)	Total Deductions							
5	LECAVELIER Laurine	FRA	25	55.29	28.89	26.40	0.00							
#	Executed Elements	Info	Base Value	GOE	J1	J2	J3	J4	J5	J6	J7	J8	J9	Scores of Panel
1	3Lz+2T		7.30	0.42	0	1	1	1	1	0	0	-	-	7.72
2	3Fe	e	3.70	-1.26	-3	-2	-1	-2	-2	-2	-1	-	-	2.44
3	FCSp4		3.20	0.70	1	1	2	1	2	1	2	-	-	3.90
4	CCoSp3p4		3.50	0.50	1	1	1	1	1	1	1	-	-	4.00
5	2A		3.63	0.00	0	0	1	0	0	0	0	-	-	3.63
6	LSp4		2.70	0.70	1	1	2	2	1	1	2	-	-	3.40
7	StSq3		3.30	0.50	1	1	1	1	2	1	1	-	-	3.80
<b>27.33</b>													<b>28.89</b>	
Program Components				Factor										
Skating Skills				0.80	6.75	7.00	6.50	6.25	7.25	6.75	6.25	-	-	6.65
Transitions / Linking Footwork / Movement				0.80	6.25	6.75	6.50	6.25	6.25	6.25	5.75	-	-	6.30
Performance / Execution				0.80	6.50	7.25	7.50	6.00	6.75	6.50	6.25	-	-	6.65
Choreography / Composition				0.80	6.25	7.25	7.00	6.50	7.00	6.75	6.00	-	-	6.70
Interpretation				0.80	6.50	7.25	7.50	6.25	6.75	6.75	5.75	-	-	6.70
Judges Total Program Component Score (factored)														<b>26.40</b>
Deductions:														<b>0.00</b>

Rank	Name	CC	Starting Number	Total Segment Score	Total Element Score	Program Component Score (factored)	Total Deductions								
6	NISHINO Yuki	JPN	9	54.11	28.11	27.00	-1.00								
#	Executed Elements	Info	Base Value	GOE	J1	J2	J3	J4	J5	J6	J7	J8	J9	Scores of Panel	
1	3Lz+2T		7.30	0.28	0	0	0	1	0	1	2	-	-	7.58	
2	3Lo<	<	3.60	-2.10	-3	-3	-3	-3	-3	-3	-3	-	-	1.50	
3	FCSp3		2.80	0.70	0	1	1	2	1	2	2	-	-	3.50	
4	LSp3		2.40	0.70	1	1	2	2	2	1	1	-	-	3.10	
5	StSq3		3.30	0.60	1	1	2	1	2	1	1	-	-	3.90	
6	2A		3.63	0.50	1	1	1	1	1	1	1	-	-	4.13	
7	CCoSp3p4		3.50	0.90	2	1	2	2	2	1	2	-	-	4.40	
<b>26.53</b>													<b>28.11</b>		
Program Components				Factor											
Skating Skills				0.80	7.25	7.25	6.50	6.25	7.25	6.75	7.25	-	-	7.00	
Transitions / Linking Footwork / Movement				0.80	6.50	6.75	6.00	6.50	6.75	6.50	5.75	-	-	6.45	
Performance / Execution				0.80	6.75	6.75	6.50	6.50	6.50	6.25	6.75	-	-	6.60	
Choreography / Composition				0.80	7.00	7.00	6.50	6.50	6.75	6.75	7.00	-	-	6.80	
Interpretation				0.80	7.25	7.00	6.00	6.75	7.00	6.75	7.00	-	-	6.90	
Judges Total Program Component Score (factored)														<b>27.00</b>	
Deductions:				Falls:	-1.00										<b>-1.00</b>



### Judges Details Per Skater

Rank	Name	CC	Starting Number	Total Segment Score	Total Element Score	Program Component Score (factored)	Total Deductions								
7	OBA Miyabi	JPN	15	49.71	27.23	22.48	0.00								
#	Executed Elements	Info	Base Value	GOE	J1	J2	J3	J4	J5	J6	J7	J8	J9	Scores of Panel	
1	3S+2T		5.50	0.28	1	0	1	0	0	0	1	-	-	5.78	
2	3Lo		5.10	0.42	1	1	-1	0	1	1	0	-	-	5.52	
3	CCoSp3p4		3.50	0.30	0	0	0	1	1	1	1	-	-	3.80	
4	2A		3.63	x -1.00	-2	-2	-2	-2	-2	-2	-2	-	-	2.63	
5	FSSp4		3.00	0.10	0	0	0	1	-1	1	0	-	-	3.10	
6	StSq3		3.30	0.30	1	1	1	0	0	1	0	-	-	3.60	
7	LSp4		2.70	0.10	1	0	0	0	-1	1	0	-	-	2.80	
<b>26.73</b>														<b>27.23</b>	
Program Components				Factor											
Skating Skills				0.80	6.50	5.75	5.75	5.00	6.00	6.50	5.50	-	-	-	5.90
Transitions / Linking Footwork / Movement				0.80	6.00	5.25	5.00	5.25	5.50	6.00	5.00	-	-	-	5.40
Performance / Execution				0.80	6.25	5.50	5.75	5.00	5.00	6.00	5.50	-	-	-	5.55
Choreography / Composition				0.80	6.25	5.50	5.50	5.25	5.00	6.50	5.25	-	-	-	5.55
Interpretation				0.80	6.50	6.00	5.50	4.75	5.00	6.25	5.75	-	-	-	5.70
Judges Total Program Component Score (factored)														<b>22.48</b>	
Deductions:														<b>0.00</b>	

Rank	Name	CC	Starting Number	Total Segment Score	Total Element Score	Program Component Score (factored)	Total Deductions								
8	LAFUENTE Sonia	ESP	1	49.47	25.83	23.64	0.00								
#	Executed Elements	Info	Base Value	GOE	J1	J2	J3	J4	J5	J6	J7	J8	J9	Scores of Panel	
1	3F+2T		6.60	0.14	0	0	1	0	-1	0	1	-	-	6.74	
2	3Lo<	<	3.60	-0.84	-2	-1	-2	-1	-1	-1	-1	-	-	2.76	
3	FCSp3		2.80	0.00	0	0	0	0	0	1	0	-	-	2.80	
4	2A		3.63	x 0.20	0	0	1	0	0	1	1	-	-	3.83	
5	CCoSp3p3		3.00	0.50	1	1	1	1	1	1	1	-	-	3.50	
6	StSq2		2.60	0.40	1	1	1	1	0	1	0	-	-	3.00	
7	LSp4		2.70	0.50	1	1	0	1	2	1	1	-	-	3.20	
<b>24.93</b>														<b>25.83</b>	
Program Components				Factor											
Skating Skills				0.80	6.75	6.25	6.00	5.00	6.25	6.50	5.75	-	-	-	6.15
Transitions / Linking Footwork / Movement				0.80	6.50	5.75	5.50	5.00	5.50	5.75	5.25	-	-	-	5.55
Performance / Execution				0.80	6.75	6.00	5.75	4.75	6.00	6.25	6.00	-	-	-	6.00
Choreography / Composition				0.80	7.00	6.25	5.75	5.00	6.00	6.25	5.50	-	-	-	5.95
Interpretation				0.80	6.50	6.25	5.50	4.75	5.75	6.00	6.00	-	-	-	5.90
Judges Total Program Component Score (factored)														<b>23.64</b>	
Deductions:														<b>0.00</b>	



### Judges Details Per Skater

Rank	Name	CC	Starting Number	Total Segment Score	Total Element Score	Program Component Score (factored)	Total Deductions								
9	ZHAO Ziquan	CHN	2	47.64	24.96	23.68	-1.00								
#	Executed Elements	Info	Base Value	GOE	J1	J2	J3	J4	J5	J6	J7	J8	J9	Scores of Panel	
1	3T+COMBO		4.10	-2.10	-3	-3	-3	-3	-3	-3	-3	-	-	2.00	
2	FCSp4		3.20	0.30	0	0	1	1	1	1	0	-	-	3.50	
3	CCoSp3p4		3.50	0.40	0	1	1	0	1	1	1	-	-	3.90	
4	3Lo		5.61	x 0.42	1	1	1	0	0	1	0	-	-	6.03	
5	2A		3.63	x 0.30	0	1	1	0	1	1	0	-	-	3.93	
6	StSq2		2.60	0.50	1	1	2	0	1	1	1	-	-	3.10	
7	LSp2		1.90	0.60	1	1	1	0	3	1	2	-	-	2.50	
<b>24.54</b>													<b>24.96</b>		
Program Components				Factor											
Skating Skills				0.80	6.50	6.50	7.00	4.75	6.00	6.25	5.00	-	-	6.05	
Transitions / Linking Footwork / Movement				0.80	6.75	6.00	7.25	4.50	5.25	5.75	4.75	-	-	5.70	
Performance / Execution				0.80	6.50	6.25	6.50	4.50	5.75	6.00	4.75	-	-	5.85	
Choreography / Composition				0.80	6.50	6.25	7.25	4.75	6.00	6.25	5.00	-	-	6.00	
Interpretation				0.80	7.00	6.50	7.00	4.25	5.75	6.00	4.75	-	-	6.00	
<b>Judges Total Program Component Score (factored)</b>													<b>23.68</b>		
<b>Deductions:</b>				Falls:	-1.00										<b>-1.00</b>

Rank	Name	CC	Starting Number	Total Segment Score	Total Element Score	Program Component Score (factored)	Total Deductions							
10	FRANK Kerstin	AUT	6	47.44	25.36	22.08	0.00							
#	Executed Elements	Info	Base Value	GOE	J1	J2	J3	J4	J5	J6	J7	J8	J9	Scores of Panel
1	3T+2T		5.40	0.98	1	1	2	2	1	1	2	-	-	6.38
2	FCSp4		3.20	0.40	1	0	1	1	0	1	1	-	-	3.60
3	StSq3		3.30	0.30	1	0	0	0	1	1	1	-	-	3.60
4	3S		4.62	x 0.56	1	0	-1	1	1	1	1	-	-	5.18
5	LSp4		2.70	0.20	0	0	0	1	0	1	2	-	-	2.90
6	1A*	*	0.00	x 0.00	-	-	-	-	-	-	-	-	-	0.00
7	CCoSp3p4		3.50	0.20	0	0	0	0	1	1	2	-	-	3.70
<b>22.72</b>													<b>25.36</b>	
Program Components				Factor										
Skating Skills				0.80	6.00	5.75	5.75	5.75	5.75	5.75	6.50	-	-	5.80
Transitions / Linking Footwork / Movement				0.80	5.75	5.25	4.75	5.50	5.00	5.25	5.00	-	-	5.20
Performance / Execution				0.80	5.50	5.50	5.50	5.50	5.75	5.25	6.00	-	-	5.55
Choreography / Composition				0.80	5.75	5.50	5.25	5.75	5.50	5.50	5.50	-	-	5.55
Interpretation				0.80	5.25	5.50	5.00	5.50	5.50	6.25	5.75	-	-	5.50
<b>Judges Total Program Component Score (factored)</b>													<b>22.08</b>	
<b>Deductions:</b>														<b>0.00</b>



### Judges Details Per Skater

Rank	Name	CC	Starting Number	Total Segment Score	Total Element Score	Program Score (factored)	Total Deductions								
11	KHNYCHENKOVA Anna	UKR	21	45.90	25.94	21.96	-2.00								
#	Executed Elements	Info	Base Value	GOE	J1	J2	J3	J4	J5	J6	J7	J8	J9	Scores of Panel	
1	3T+3T		8.20	0.70	0	1	1	1	1	1	1	-	-	8.90	
2	3Lz		6.00	-2.10	-3	-3	-3	-3	-3	-3	-3	-	-	3.90	
3	FCSp4		3.20	0.04	-1	0	-1	1	0	1	0	-	-	3.24	
4	2A		3.30	-1.50	-3	-3	-3	-3	-2	-3	-3	-	-	1.80	
5	LSp2		1.90	-0.30	-1	-1	-2	1	-2	0	-1	-	-	1.60	
6	StSq2		2.60	0.30	0	0	1	1	1	1	0	-	-	2.90	
7	CCoSp3p4		3.50	0.10	0	0	0	1	1	0	0	-	-	3.60	
<b>28.70</b>														<b>25.94</b>	
Program Components				Factor											
Skating Skills				0.80	5.75	5.75	5.50	6.00	6.00	6.25	5.50	-	-	5.80	
Transitions / Linking Footwork / Movement				0.80	4.75	5.25	5.00	5.75	5.00	5.75	5.00	-	-	5.20	
Performance / Execution				0.80	5.25	5.50	5.25	5.75	5.25	5.75	4.75	-	-	5.40	
Choreography / Composition				0.80	5.25	5.50	5.25	6.00	5.75	6.00	5.25	-	-	5.55	
Interpretation				0.80	4.75	5.50	5.25	5.75	5.50	6.00	5.50	-	-	5.50	
Judges Total Program Component Score (factored)														<b>21.96</b>	
Deductions:				Falls:	-2.00										<b>-2.00</b>

Rank	Name	CC	Starting Number	Total Segment Score	Total Element Score	Program Score (factored)	Total Deductions							
12	GJERSEM Anne Line	NOR	12	44.56	24.28	20.28	0.00							
#	Executed Elements	Info	Base Value	GOE	J1	J2	J3	J4	J5	J6	J7	J8	J9	Scores of Panel
1	2A		3.30	-1.00	-2	-2	-3	-2	-2	-1	-2	-	-	2.30
2	3S+2T		5.50	-1.12	-2	-2	-2	-1	-2	-1	-1	-	-	4.38
3	3Lo		5.10	-1.54	-1	-3	-3	-2	-2	-2	-2	-	-	3.56
4	FCSp4		3.20	0.40	1	0	1	1	1	1	-1	-	-	3.60
5	StSq3		3.30	0.50	1	1	0	1	1	1	1	-	-	3.80
6	CCoSp3p4		3.50	0.50	1	1	-1	1	2	1	1	-	-	4.00
7	LSp4		2.70	-0.06	0	0	-2	1	-1	0	0	-	-	2.64
<b>26.60</b>														<b>24.28</b>
Program Components				Factor										
Skating Skills				0.80	5.50	4.75	4.75	5.25	5.25	6.25	4.50	-	-	5.10
Transitions / Linking Footwork / Movement				0.80	5.25	4.50	4.00	5.25	4.75	5.75	4.00	-	-	4.75
Performance / Execution				0.80	5.25	4.50	5.25	5.25	5.50	5.75	4.50	-	-	5.15
Choreography / Composition				0.80	5.75	4.75	4.75	5.00	5.50	6.00	4.75	-	-	5.15
Interpretation				0.80	5.50	4.75	5.00	5.00	5.75	6.00	4.50	-	-	5.20
Judges Total Program Component Score (factored)														<b>20.28</b>
Deductions:														<b>0.00</b>



### Judges Details Per Skater

Rank	Name	CC	Starting Number	Total Segment Score	Total Element Score	Program Component Score (factored)	Total Deductions							
13	VAISTO Sera	FIN	17	44.24	23.52	20.72	0.00							
#	Executed Elements	Info	Base Value	GOE	J1	J2	J3	J4	J5	J6	J7	J8	J9	Scores of Panel
1	3S		4.20	-1.82	-3	-3	-3	-2	-2	-2	-3	-	-	2.38
2	3T+2T		5.40	0.14	0	0	0	1	0	0	1	-	-	5.54
3	CCoSp3p3		3.00	0.50	0	1	1	2	1	1	1	-	-	3.50
4	2A		3.30	-0.40	-1	-1	-1	-1	0	0	-1	-	-	2.90
5	StSq3		3.30	0.10	0	0	1	0	-1	1	0	-	-	3.40
6	LSp3		2.40	0.20	0	0	1	1	0	1	0	-	-	2.60
7	FSSp4		3.00	0.20	0	0	0	1	0	1	1	-	-	3.20
<b>24.60</b>													<b>23.52</b>	
Program Components				Factor										
Skating Skills				0.80	5.25	5.75	5.00	5.50	4.75	5.25	5.50	-	-	5.30
Transitions / Linking Footwork / Movement				0.80	4.75	5.25	4.75	5.75	4.25	4.75	5.25	-	-	4.95
Performance / Execution				0.80	4.75	5.50	5.25	6.00	4.50	5.00	5.50	-	-	5.20
Choreography / Composition				0.80	5.00	5.50	5.00	5.75	4.75	5.25	5.25	-	-	5.20
Interpretation				0.80	5.25	5.25	5.00	5.75	4.50	5.25	5.50	-	-	5.25
Judges Total Program Component Score (factored)														<b>20.72</b>
Deductions:														<b>0.00</b>

Rank	Name	CC	Starting Number	Total Segment Score	Total Element Score	Program Component Score (factored)	Total Deductions							
14	PAPP Beata	FIN	3	40.68	18.48	22.20	0.00							
#	Executed Elements	Info	Base Value	GOE	J1	J2	J3	J4	J5	J6	J7	J8	J9	Scores of Panel
1	3T+2T		5.40	-0.42	-1	-1	-1	0	-1	0	0	-	-	4.98
2	2S*	*	0.00	0.00	-	-	-	-	-	-	-	-	-	0.00
3	LSp2		1.90	0.00	0	0	-1	0	0	1	0	-	-	1.90
4	2A		3.30	0.40	0	0	1	1	1	1	1	-	-	3.70
5	FSSp3		2.60	0.10	0	0	0	1	-1	1	0	-	-	2.70
6	StSq2		2.60	0.40	0	1	1	2	1	1	0	-	-	3.00
7	CCoSp2p3		2.10	0.10	0	0	-1	1	0	1	0	-	-	2.20
<b>17.90</b>													<b>18.48</b>	
Program Components				Factor										
Skating Skills				0.80	5.25	5.75	5.00	5.75	6.00	5.75	5.00	-	-	5.50
Transitions / Linking Footwork / Movement				0.80	5.00	5.25	5.25	5.50	5.50	5.25	4.00	-	-	5.25
Performance / Execution				0.80	5.50	5.50	6.00	5.75	6.25	5.25	5.00	-	-	5.60
Choreography / Composition				0.80	5.50	5.75	5.25	5.75	6.00	5.50	4.25	-	-	5.55
Interpretation				0.80	6.00	6.00	5.50	6.00	6.25	5.75	5.25	-	-	5.85
Judges Total Program Component Score (factored)														<b>22.20</b>
Deductions:														<b>0.00</b>



### Judges Details Per Skater

Rank	Name	CC	Starting Number	Total Segment Score	Total Element Score	Program Score (factored)	Total Deductions							
15	HAMUI Reyna	MEX	7	40.67	20.23	20.44	0.00							
#	Executed Elements	Info	Base Value	GOE	J1	J2	J3	J4	J5	J6	J7	J8	J9	Scores of Panel
1	3T+2T		5.40	-0.14	-1	0	0	0	-1	0	0	-	-	5.26
2	CCoSp3p3		3.00	0.50	1	1	1	1	0	1	1	-	-	3.50
3	FSSp1V1		1.40	-0.36	-2	-1	-2	-1	-1	0	-1	-	-	1.04
4	3S<	<	3.30	x -2.10	-3	-3	-3	-3	-3	-3	-3	-	-	1.20
5	2A		3.63	x 0.00	0	0	0	0	0	0	1	-	-	3.63
6	StSq2		2.60	0.20	0	0	1	0	0	1	0	-	-	2.80
7	LSp3		2.40	0.40	0	0	1	1	1	1	1	-	-	2.80
<b>21.73</b>													<b>20.23</b>	
Program Components				Factor										
Skating Skills				0.80	4.75	4.75	5.50	4.75	5.25	5.75	4.50	-	-	5.00
Transitions / Linking Footwork / Movement				0.80	5.00	4.50	5.00	4.75	4.75	5.50	5.00	-	-	4.90
Performance / Execution				0.80	4.75	4.75	6.25	5.00	5.25	5.50	5.25	-	-	5.15
Choreography / Composition				0.80	5.00	4.75	5.75	5.00	5.00	5.75	4.75	-	-	5.10
Interpretation				0.80	5.50	5.00	6.25	4.75	5.50	5.75	5.25	-	-	5.40
Judges Total Program Component Score (factored)														<b>20.44</b>
Deductions:														<b>0.00</b>

Rank	Name	CC	Starting Number	Total Segment Score	Total Element Score	Program Score (factored)	Total Deductions								
16	WEINZIERL Nathalie	GER	13	40.52	18.00	23.52	-1.00								
#	Executed Elements	Info	Base Value	GOE	J1	J2	J3	J4	J5	J6	J7	J8	J9	Scores of Panel	
1	3F		5.30	-2.10	-3	-3	-3	-3	-3	-3	-3	-	-	3.20	
2	2Lz+2T*	*	2.10	-0.90	-3	-3	-3	-3	-3	-3	-3	-	-	1.20	
3	LSp4		2.70	0.50	0	2	2	1	1	0	1	-	-	3.20	
4	1A*	*	0.00	x 0.00	-	-	-	-	-	-	-	-	-	0.00	
5	FSSp4		3.00	0.20	0	0	1	1	0	1	0	-	-	3.20	
6	StSq3		3.30	0.60	1	1	3	1	1	1	2	-	-	3.90	
7	CCoSp3p3		3.00	0.30	0	0	1	1	0	1	1	-	-	3.30	
<b>19.40</b>													<b>18.00</b>		
Program Components				Factor											
Skating Skills				0.80	6.50	5.75	6.75	6.50	5.75	5.00	6.50	-	-	6.20	
Transitions / Linking Footwork / Movement				0.80	6.00	5.00	6.50	6.25	5.50	4.25	5.25	-	-	5.60	
Performance / Execution				0.80	5.75	5.25	6.25	6.00	5.75	4.25	5.25	-	-	5.60	
Choreography / Composition				0.80	6.50	5.50	6.50	6.50	6.00	4.75	5.75	-	-	6.05	
Interpretation				0.80	6.00	5.50	7.25	6.25	6.00	4.75	6.00	-	-	5.95	
Judges Total Program Component Score (factored)														<b>23.52</b>	
Deductions:				Falls:	-1.00										<b>-1.00</b>





### Judges Details Per Skater

Rank	Name	CC	Starting Number	Total Segment Score	Total Element Score	Program Score (factored)	Total Deductions								
17	GRM Dasa	SLO	24	40.39	20.15	21.24	-1.00								
#	Executed Elements	Info	Base Value	GOE	J1	J2	J3	J4	J5	J6	J7	J8	J9	Scores of Panel	
1	3F	!	5.30	-2.10	-3	-3	-3	-3	-3	-3	-3	-	-	3.20	
2	2A		3.30	0.40	1	1	1	0	1	1	0	-	-	3.70	
3	CCoSp3p4		3.50	0.30	0	0	1	1	0	1	1	-	-	3.80	
4	StSq3		3.30	0.50	1	1	1	1	2	1	1	-	-	3.80	
5	2T+2T*	*	1.43 x	-0.60	-3	-3	-3	-3	-3	-3	-3	-	-	0.83	
6	FSSp4		3.00	0.04	0	0	-1	2	-1	1	0	-	-	3.04	
7	LSp2		1.90	-0.12	0	-1	0	0	-1	0	-1	-	-	1.78	
<b>21.73</b>														<b>20.15</b>	
Program Components				Factor											
Skating Skills				0.80	5.50	5.75	5.00	6.00	6.00	5.75	5.25	-	-		5.65
Transitions / Linking Footwork / Movement				0.80	5.00	5.25	4.50	6.25	5.25	5.25	4.50	-	-		5.05
Performance / Execution				0.80	5.00	5.25	5.25	6.25	5.00	5.25	4.75	-	-		5.15
Choreography / Composition				0.80	5.50	5.50	5.00	6.00	5.25	5.75	5.00	-	-		5.40
Interpretation				0.80	5.25	5.75	4.75	6.25	5.00	5.50	5.00	-	-		5.30
Judges Total Program Component Score (factored)														<b>21.24</b>	
Deductions:				Falls:	-1.00										<b>-1.00</b>

Rank	Name	CC	Starting Number	Total Segment Score	Total Element Score	Program Score (factored)	Total Deductions								
18	KUNOVA Alexandra	SVK	19	39.29	19.49	19.80	0.00								
#	Executed Elements	Info	Base Value	GOE	J1	J2	J3	J4	J5	J6	J7	J8	J9	Scores of Panel	
1	3S+2T		5.50	0.42	0	0	0	1	1	1	1	-	-	5.92	
2	3Lz<<	<<	2.10	-0.90	-3	-3	-3	-2	-3	-3	-3	-	-	1.20	
3	FSSp3		2.60	-0.06	-1	0	-2	0	0	0	0	-	-	2.54	
4	LSp		0.00	0.00	-	-	-	-	-	-	-	-	-	0.00	
5	StSq2		2.60	0.20	0	0	1	0	0	1	1	-	-	2.80	
6	2A		3.63 x	-0.10	-1	0	-1	0	0	0	0	-	-	3.53	
7	CCoSp3p4		3.50	0.00	0	0	0	0	0	0	0	-	-	3.50	
<b>19.93</b>														<b>19.49</b>	
Program Components				Factor											
Skating Skills				0.80	5.50	5.25	4.75	4.50	5.50	4.75	5.00	-	-		5.05
Transitions / Linking Footwork / Movement				0.80	5.25	4.50	4.75	4.50	4.75	4.25	4.75	-	-		4.65
Performance / Execution				0.80	4.75	4.75	5.00	4.75	5.00	4.25	5.00	-	-		4.85
Choreography / Composition				0.80	5.50	5.00	5.50	4.50	5.25	4.75	5.25	-	-		5.15
Interpretation				0.80	5.00	5.25	5.50	4.50	5.50	4.50	5.00	-	-		5.05
Judges Total Program Component Score (factored)														<b>19.80</b>	
Deductions:														<b>0.00</b>	



### Judges Details Per Skater

Rank	Name	CC	Starting Number	Total Segment Score	Total Element Score	Program Component Score (factored)	Total Deductions							
19	BRESSANUTTI Carol	ITA	4	38.66	17.34	21.32	0.00							
#	Executed Elements	Info	Base Value	GOE	J1	J2	J3	J4	J5	J6	J7	J8	J9	Scores of Panel
1	3S<	<	3.00	-1.68	-3	-2	-3	-2	-2	-2	-3	-	-	1.32
2	3T<+2T	<	4.30	-1.12	-2	-1	-3	-1	-1	-1	-3	-	-	3.18
3	1A*	*	0.00	0.00	-	-	-	-	-	-	-	-	-	0.00
4	FCSp2		2.30	0.24	1	0	-3	1	2	1	-1	-	-	2.54
5	CCoSp3p4		3.50	0.20	1	0	0	1	-1	0	1	-	-	3.70
6	StSq3		3.30	0.20	0	1	-1	1	0	1	0	-	-	3.50
7	LSp4		2.70	0.40	1	1	0	0	1	1	1	-	-	3.10
<b>19.10</b>													<b>17.34</b>	
Program Components				Factor										
Skating Skills				0.80	5.00	5.50	4.75	5.25	5.50	5.25	4.75	-	-	5.15
Transitions / Linking Footwork / Movement				0.80	5.50	5.00	4.50	5.00	5.50	5.00	4.75	-	-	5.05
Performance / Execution				0.80	5.75	5.50	5.75	0.25	5.75	5.00	5.00	-	-	5.40
Choreography / Composition				0.80	6.00	5.75	5.50	5.50	5.50	5.50	4.50	-	-	5.55
Interpretation				0.80	5.75	5.75	5.50	5.25	5.50	5.50	5.00	-	-	5.50
Judges Total Program Component Score (factored)														<b>21.32</b>
Deductions:														<b>0.00</b>

Rank	Name	CC	Starting Number	Total Segment Score	Total Element Score	Program Component Score (factored)	Total Deductions								
20	MARAIS Lejeanne	RSA	31	37.29	18.77	19.52	-1.00								
#	Executed Elements	Info	Base Value	GOE	J1	J2	J3	J4	J5	J6	J7	J8	J9	Scores of Panel	
1	3Lze	e	4.20	-2.10	-3	-3	-3	-3	-3	-3	-3	-	-	2.10	
2	CCoSp3p4		3.50	0.50	1	1	1	1	1	1	0	-	-	4.00	
3	3Lo<+2T<<	<<	4.00	-1.96	-3	-3	-2	-2	-3	-3	-3	-	-	2.04	
4	2A		3.63	x -0.10	-1	0	-1	0	0	0	0	-	-	3.53	
5	StSq2		2.60	0.00	1	0	0	0	0	0	0	-	-	2.60	
6	FSSp2V1		1.60	0.00	0	0	0	0	0	0	1	0	-	1.60	
7	LSp3		2.40	0.50	1	1	0	1	1	1	1	-	-	2.90	
<b>21.93</b>													<b>18.77</b>		
Program Components				Factor											
Skating Skills				0.80	5.75	4.50	4.25	5.00	5.00	5.50	4.25	-	-	4.85	
Transitions / Linking Footwork / Movement				0.80	5.50	4.25	4.25	5.00	4.50	5.00	4.25	-	-	4.60	
Performance / Execution				0.80	5.75	4.50	5.50	5.00	5.00	5.00	4.25	-	-	5.00	
Choreography / Composition				0.80	5.50	4.50	5.00	5.00	4.75	5.25	4.50	-	-	4.90	
Interpretation				0.80	5.25	4.50	5.25	5.25	5.25	5.00	4.25	-	-	5.05	
Judges Total Program Component Score (factored)														<b>19.52</b>	
Deductions:				Falls:	-1.00										<b>-1.00</b>



### Judges Details Per Skater

Rank	Name	CC	Starting Number	Total Segment Score	Total Element Score	Program Component Score (factored)	Total Deductions							
21	ROUT Alexandra	NZL	32	36.68	17.36	19.32	0.00							
#	Executed Elements	Info	Base Value	GOE	J1	J2	J3	J4	J5	J6	J7	J8	J9	Scores of Panel
1	FSSp4		3.00	0.40	0	1	1	1	0	1	1	-	-	3.40
2	3S<+2T	<	4.30	-0.98	-1	-2	-2	-2	-1	-1	-1	-	-	3.32
3	2Lo*	*	0.00	0.00	-	-	-	-	-	-	-	-	-	0.00
4	2A		3.30	0.00	0	0	0	0	0	0	0	-	-	3.30
5	CCoSp3p3		3.00	0.30	1	0	1	0	-1	1	1	-	-	3.30
6	StSq2		2.60	0.30	0	1	1	0	1	1	0	-	-	2.90
7	LSp1		1.50	-0.36	-1	-1	-2	-1	-2	0	-1	-	-	1.14
													<b>17.70</b>	
<b>Program Components</b>													<b>Factor</b>	
Skating Skills													0.80	
Transitions / Linking Footwork / Movement													0.80	
Performance / Execution													0.80	
Choreography / Composition													0.80	
Interpretation													0.80	
<b>Judges Total Program Component Score (factored)</b>													<b>19.32</b>	
<b>Deductions:</b>													<b>0.00</b>	

Rank	Name	CC	Starting Number	Total Segment Score	Total Element Score	Program Component Score (factored)	Total Deductions							
22	ATABEY Birce	TUR	23	36.38	19.50	17.88	-1.00							
#	Executed Elements	Info	Base Value	GOE	J1	J2	J3	J4	J5	J6	J7	J8	J9	Scores of Panel
1	3Lz	!	6.00	-2.10	-3	-3	-3	-3	-3	-3	-3	-	-	3.90
2	3S<+2T	<	4.30	-0.84	-2	-1	-2	-1	-1	-1	-1	-	-	3.46
3	FCSp3		2.80	0.20	0	0	0	0	1	1	1	-	-	3.00
4	2A		3.30	-0.10	-1	-1	0	0	0	0	0	-	-	3.20
5	CCoSp3p3		3.00	-0.06	-1	0	0	0	-1	0	0	-	-	2.94
6	StSq1		1.80	0.00	0	0	0	0	-1	0	0	-	-	1.80
7	LSp1		1.50	-0.30	-1	-1	-3	-1	-2	0	0	-	-	1.20
													<b>22.70</b>	
<b>Program Components</b>													<b>Factor</b>	
Skating Skills													0.80	
Transitions / Linking Footwork / Movement													0.80	
Performance / Execution													0.80	
Choreography / Composition													0.80	
Interpretation													0.80	
<b>Judges Total Program Component Score (factored)</b>													<b>17.88</b>	
<b>Deductions:</b>													<b>-1.00</b>	
Falls:													-1.00	



### Judges Details Per Skater

Rank	Name	CC	Starting Number	Total Segment Score	Total Element Score	Program Score (factored)	Total Deductions								
23	MELLGREN Linnea	SWE	10	36.35	17.47	20.88	-2.00								
#	Executed Elements	Info	Base Value	GOE	J1	J2	J3	J4	J5	J6	J7	J8	J9	Scores of Panel	
1	3T<+COMBO	<	3.00	-2.10	-3	-3	-3	-3	-3	-3	-3	-	-	0.90	
2	3S		4.20	-2.10	-3	-3	-3	-3	-3	-3	-3	-	-	2.10	
3	CCoSp3p4		3.50	0.50	1	1	1	1	0	1	1	-	-	4.00	
4	LSp3		2.40	0.30	0	0	0	1	1	1	1	-	-	2.70	
5	2A		3.63	0.40	1	1	1	0	0	1	1	-	-	4.03	
6	FSSp2V1		1.60	-0.36	-2	0	-2	-1	-1	-1	-1	-	-	1.24	
7	StSq2		2.60	-0.10	0	0	-1	0	-1	1	0	-	-	2.50	
<b>20.93</b>														<b>17.47</b>	
Program Components				Factor											
Skating Skills				0.80	5.75	5.75	4.75	5.25	5.00	5.50	5.50	-	-		5.40
Transitions / Linking Footwork / Movement				0.80	5.50	5.25	5.00	5.00	4.25	5.00	5.00	-	-		5.05
Performance / Execution				0.80	5.00	5.25	5.25	4.75	4.50	5.25	4.75	-	-		5.00
Choreography / Composition				0.80	5.50	5.50	5.25	5.50	4.50	5.50	5.25	-	-		5.40
Interpretation				0.80	5.25	5.25	5.50	5.25	4.25	5.25	5.25	-	-		5.25
Judges Total Program Component Score (factored)														<b>20.88</b>	
Deductions:				Falls:	-2.00										<b>-2.00</b>

Rank	Name	CC	Starting Number	Total Segment Score	Total Element Score	Program Component Score (factored)	Total Deductions								
24	JANULEVICIUTE Inga	LTU	11	35.30	18.62	17.68	-1.00								
#	Executed Elements	Info	Base Value	GOE	J1	J2	J3	J4	J5	J6	J7	J8	J9	Scores of Panel	
1	2A		3.30	-0.50	-1	0	-1	-1	-2	-1	-1	-	-	2.80	
2	3Lz		6.00	-2.10	-3	-3	-3	-3	-3	-3	-3	-	-	3.90	
3	FCSp3		2.80	0.00	0	0	-1	0	0	0	0	-	-	2.80	
4	3Fe<+1T*	e	3.52	-2.10	-3	-3	-3	-3	-3	-3	-3	-	-	1.42	
5	LSp3		2.40	-0.30	-2	-1	-3	0	-1	0	-1	-	-	2.10	
6	StSq2		2.60	0.00	0	0	0	0	0	0	0	-	-	2.60	
7	CCoSp3p3		3.00	0.00	0	0	-2	1	0	0	0	-	-	3.00	
<b>23.62</b>														<b>18.62</b>	
Program Components				Factor											
Skating Skills				0.80	4.00	5.00	4.25	4.75	4.75	5.00	4.25	-	-		4.60
Transitions / Linking Footwork / Movement				0.80	4.25	4.25	4.25	5.00	4.25	4.50	3.50	-	-		4.30
Performance / Execution				0.80	4.00	4.50	4.50	4.75	4.50	4.50	3.75	-	-		4.40
Choreography / Composition				0.80	4.25	4.50	4.50	4.75	4.25	4.75	3.50	-	-		4.45
Interpretation				0.80	4.00	4.75	4.00	4.50	4.50	4.50	4.25	-	-		4.35
Judges Total Program Component Score (factored)														<b>17.68</b>	
Deductions:				Falls:	-1.00										<b>-1.00</b>



### Judges Details Per Skater

Rank	Name	CC	Starting Number	Total Segment Score	Total Element Score	Program Score (factored)	Total Deductions								
25	ZAKHARANKA Kristina	BLR	18	34.24	15.04	19.20	0.00								
#	Executed Elements	Info	Base Value	GOE	J1	J2	J3	J4	J5	J6	J7	J8	J9	Scores of Panel	
1	3S<+2T	<	4.30	-0.98	-1	-2	-2	-2	-1	-1	-1	-	-	3.32	
2	2A<	<	2.30	-0.50	-1	-1	-2	-1	-1	-1	-1	-	-	1.80	
3	CCoSp2p4		2.50	0.00	0	0	0	0	0	0	0	-	-	2.50	
4	2Lo*	*	0.00	x 0.00	-	-	-	-	-	-	-	-	-	0.00	
5	StSq1		1.80	0.10	0	0	1	0	0	1	0	-	-	1.90	
6	FCSp2		2.30	-0.08	-1	-1	-2	1	-1	0	1	-	-	2.22	
7	LSp4		2.70	0.60	1	0	2	2	1	1	1	-	-	3.30	
<b>15.90</b>														<b>15.04</b>	
Program Components				Factor											
Skating Skills				0.80	4.75	5.00	4.75	5.50	5.75	4.50	4.50	-	-		4.90
Transitions / Linking Footwork / Movement				0.80	5.00	4.50	4.00	5.00	4.75	4.00	4.50	-	-		4.55
Performance / Execution				0.80	4.75	4.75	5.25	5.00	5.00	4.25	4.50	-	-		4.80
Choreography / Composition				0.80	5.50	4.75	5.00	5.25	5.25	4.50	4.25	-	-		4.95
Interpretation				0.80	4.75	4.75	5.50	5.00	4.75	4.25	4.75	-	-		4.80
Judges Total Program Component Score (factored)														<b>19.20</b>	
Deductions:														<b>0.00</b>	

Rank	Name	CC	Starting Number	Total Segment Score	Total Element Score	Program Score (factored)	Total Deductions								
26	HECKEN Sarah	GER	16	33.34	12.82	20.52	0.00								
#	Executed Elements	Info	Base Value	GOE	J1	J2	J3	J4	J5	J6	J7	J8	J9	Scores of Panel	
1	3T+COMBO		4.10	-2.10	-3	-3	-3	-3	-3	-3	-2	-	-	2.00	
2	2S*	*	0.00	0.00	-	-	-	-	-	-	-	-	-	0.00	
3	LSp3		2.40	-0.12	0	-2	-3	0	0	0	0	-	-	2.28	
4	1A*	*	0.00	x 0.00	-	-	-	-	-	-	-	-	-	0.00	
5	FCSp2		2.30	-0.06	-1	0	-1	0	0	0	0	-	-	2.24	
6	StSq2		2.60	0.20	0	0	1	1	-1	1	0	-	-	2.80	
7	CCoSp3p4		3.50	0.00	0	0	-1	0	0	0	0	-	-	3.50	
<b>14.90</b>														<b>12.82</b>	
Program Components				Factor											
Skating Skills				0.80	5.50	5.75	4.50	5.25	5.50	4.75	5.75	-	-		5.35
Transitions / Linking Footwork / Movement				0.80	5.25	5.00	4.00	5.25	5.00	4.25	5.25	-	-		4.95
Performance / Execution				0.80	5.00	5.25	5.25	5.00	4.75	4.25	5.00	-	-		5.00
Choreography / Composition				0.80	5.50	5.50	5.00	5.50	5.00	4.50	5.25	-	-		5.25
Interpretation				0.80	5.00	5.50	5.50	5.00	4.75	4.50	5.25	-	-		5.10
Judges Total Program Component Score (factored)														<b>20.52</b>	
Deductions:														<b>0.00</b>	



### Judges Details Per Skater

Rank	Name	CC	Starting Number	Total Segment Score	Total Element Score	Program Score (factored)	Total Deductions								
27	KAPFERER Anita	AUT	28	32.78	13.78	20.00	-1.00								
#	Executed Elements	Info	Base Value	GOE	J1	J2	J3	J4	J5	J6	J7	J8	J9	Scores of Panel	
1	3S<	<	3.00	-2.10	-3	-3	-3	-3	-3	-3	-3	-	-	0.90	
2	1A*	*	0.00	0.00	-	-	-	-	-	-	-	-	-	0.00	
3	FSSp4		3.00	0.20	0	0	0	1	0	1	1	-	-	3.20	
4	StSq2		2.60	0.10	0	0	0	0	1	1	0	-	-	2.70	
5	2Lo+1T*	*	1.98 x	-0.90	-3	-3	-3	-3	-3	-3	-3	-	-	1.08	
6	CCoSp3p3		3.00	0.50	1	1	1	1	1	1	1	-	-	3.50	
7	LSp2		1.90	0.50	1	1	1	1	1	1	1	-	-	2.40	
<b>15.48</b>													<b>13.78</b>		
Program Components				Factor											
Skating Skills				0.80	5.50	5.25	5.00	5.50	5.50	4.75	5.25	-	-	5.30	
Transitions / Linking Footwork / Movement				0.80	5.25	4.75	4.25	5.25	4.75	4.00	5.00	-	-	4.80	
Performance / Execution				0.80	5.25	5.00	4.75	5.25	5.25	4.25	4.25	-	-	4.90	
Choreography / Composition				0.80	5.00	5.25	4.75	5.50	5.50	4.50	5.00	-	-	5.10	
Interpretation				0.80	4.75	5.25	4.50	5.25	5.25	4.25	4.75	-	-	4.90	
Judges Total Program Component Score (factored)														<b>20.00</b>	
Deductions:				Falls:	-1.00										<b>-1.00</b>

Rank	Name	CC	Starting Number	Total Segment Score	Total Element Score	Program Score (factored)	Total Deductions							
28	YALOVAIA Anastasia	UKR	14	32.56	13.32	19.24	0.00							
#	Executed Elements	Info	Base Value	GOE	J1	J2	J3	J4	J5	J6	J7	J8	J9	Scores of Panel
1	3F<<+2T	<<	3.20	-0.90	-3	-3	-3	-3	-2	-3	-3	-	-	2.30
2	3T<<	<<	1.30	-0.56	-3	-3	-3	-2	-2	-3	-3	-	-	0.74
3	FCSp3		2.80	0.00	0	0	0	0	0	0	-1	-	-	2.80
4	1A*	*	0.00	0.00	-	-	-	-	-	-	-	-	-	0.00
5	CCoSp3p3		3.00	0.04	-1	0	-1	0	0	1	1	-	-	3.04
6	StSq1		1.80	0.60	0	1	3	1	2	1	1	-	-	2.40
7	LSp3		2.40	-0.36	-3	-2	-1	0	-2	0	-1	-	-	2.04
<b>14.50</b>													<b>13.32</b>	
Program Components				Factor										
Skating Skills				0.80	5.25	5.00	4.75	4.75	5.75	4.75	3.75	-	-	4.90
Transitions / Linking Footwork / Movement				0.80	4.75	4.50	5.00	5.00	4.75	4.25	4.25	-	-	4.65
Performance / Execution				0.80	4.75	4.75	5.75	5.00	5.00	4.50	4.50	-	-	4.80
Choreography / Composition				0.80	4.75	4.75	5.50	4.75	5.25	4.50	4.50	-	-	4.80
Interpretation				0.80	4.50	5.00	6.00	5.00	5.50	4.50	4.50	-	-	4.90
Judges Total Program Component Score (factored)														<b>19.24</b>
Deductions:														<b>0.00</b>



### Judges Details Per Skater

Rank	Name	CC	Starting Number	Total Segment Score	Total Element Score	Program Component Score (factored)	Total Deductions								
29	NOBBS Jaimee	AUS	29	31.26	14.54	17.72	-1.00								
#	Executed Elements	Info	Base Value	GOE	J1	J2	J3	J4	J5	J6	J7	J8	J9	Scores of Panel	
1	2A		3.30	-0.30	-2	-1	0	0	0	-1	-1	-	-	3.00	
2	3S+2T		5.50	-1.26	-2	-2	-2	-2	-2	-1	-1	-	-	4.24	
3	FSSp1V1		1.40	-0.18	-1	-1	-1	0	0	0	-1	-	-	1.22	
4	Lo*	*	0.00	0.00	-	-	-	-	-	-	-	-	-	0.00	
5	3Lo<<*	*	0.00	x	-	-	-	-	-	-	-	-	-	0.00	
6	LSp2		1.90	-0.12	0	0	-1	0	-1	0	-1	-	-	1.78	
7	StSq2		2.60	-0.10	0	0	-2	0	-1	0	0	-	-	2.50	
8	CCoSp2p2		1.80	0.00	1	0	0	0	0	0	0	-	-	1.80	
<b>16.50</b>														<b>14.54</b>	
Program Components				Factor											
Skating Skills				0.80	5.00	4.75	4.00	4.50	4.75	4.50	4.25	-	-	-	4.55
Transitions / Linking Footwork / Movement				0.80	5.00	4.50	4.00	4.25	4.50	4.00	4.25	-	-	-	4.30
Performance / Execution				0.80	4.75	4.75	4.25	4.25	4.00	4.00	4.50	-	-	-	4.35
Choreography / Composition				0.80	5.00	4.75	4.25	4.50	4.50	4.25	4.75	-	-	-	4.55
Interpretation				0.80	4.50	4.75	4.00	4.25	4.25	4.25	4.75	-	-	-	4.40
Judges Total Program Component Score (factored)															17.72
Deductions:				Falls:	-1.00										-1.00

Rank	Name	CC	Starting Number	Total Segment Score	Total Element Score	Program Component Score (factored)	Total Deductions								
30	UMEK Pina	SLO	22	30.62	12.10	18.52	0.00								
#	Executed Elements	Info	Base Value	GOE	J1	J2	J3	J4	J5	J6	J7	J8	J9	Scores of Panel	
1	3T<+COMBO	<	3.00	-2.10	-3	-3	-3	-3	-3	-3	-3	-	-	0.90	
2	2A<<	<<	1.10	-0.60	-3	-3	-3	-3	-3	-2	-3	-	-	0.50	
3	FSSp3		2.60	0.10	0	0	-1	1	0	1	0	-	-	2.70	
4	CCoSp2p4		2.50	0.00	0	0	-1	0	0	1	0	-	-	2.50	
5	1S*	*	0.00	x	-	-	-	-	-	-	-	-	-	0.00	
6	StSq2		2.60	0.00	0	0	0	1	0	0	0	-	-	2.60	
7	LSp3		2.40	0.50	1	1	1	1	0	1	1	-	-	2.90	
<b>14.20</b>														<b>12.10</b>	
Program Components				Factor											
Skating Skills				0.80	5.00	5.00	4.25	5.25	5.25	4.75	4.00	-	-	-	4.85
Transitions / Linking Footwork / Movement				0.80	4.75	4.50	4.00	5.50	4.00	4.25	3.75	-	-	-	4.30
Performance / Execution				0.80	4.50	4.75	4.75	5.25	4.50	4.25	3.50	-	-	-	4.55
Choreography / Composition				0.80	5.25	5.00	4.75	5.25	4.75	4.50	4.00	-	-	-	4.85
Interpretation				0.80	5.00	5.25	4.25	5.25	4.25	4.25	3.75	-	-	-	4.60
Judges Total Program Component Score (factored)															18.52
Deductions:															0.00



### Judges Details Per Skater

Rank	Name	CC	Starting Number	Total Segment Score	Total Element Score	Program Component Score (factored)	Total Deductions							
31	REYES Mary Ro	MEX	5	25.98	8.54	17.44	0.00							
#	Executed Elements	Info	Base Value	GOE	J1	J2	J3	J4	J5	J6	J7	J8	J9	Scores of Panel
1	1Lo*+COMBO	*	0.00	0.00	-	-	-	-	-	-	-	-	-	0.00
2	2S<<*	*	0.00	0.00	-	-	-	-	-	-	-	-	-	0.00
3	1A*	*	0.00	0.00	-	-	-	-	-	-	-	-	-	0.00
4	FCSp2		2.30	-0.12	-2	0	-3	0	0	0	0	-	-	2.18
5	LSp2		1.90	-0.12	0	-1	-2	0	-1	1	0	-	-	1.78
6	StSq2		2.60	0.00	-1	0	0	0	0	0	0	-	-	2.60
7	CCoSp2p3		2.10	-0.12	-1	-1	-1	0	0	0	1	-	-	1.98
			<b>8.90</b>											<b>8.54</b>
Program Components		Factor												
Skating Skills			0.80		4.25	4.25	4.25	4.50	4.75	4.75	4.00	-	-	4.40
Transitions / Linking Footwork / Movement			0.80		4.00	4.00	4.25	4.50	4.50	4.25	4.00	-	-	4.20
Performance / Execution			0.80		3.75	4.00	4.50	4.50	4.50	4.25	3.75	-	-	4.20
Choreography / Composition			0.80		4.25	4.25	4.75	4.75	4.75	4.50	3.75	-	-	4.50
Interpretation			0.80		4.00	4.50	4.75	4.50	4.50	4.50	4.50	-	-	4.50
Judges Total Program Component Score (factored)														<b>17.44</b>
Deductions:														<b>0.00</b>

Rank	Name	CC	Starting Number	Total Segment Score	Total Element Score	Program Component Score (factored)	Total Deductions							
32	KUYUCU Sinem	TUR	30	24.02	10.06	15.96	-2.00							
#	Executed Elements	Info	Base Value	GOE	J1	J2	J3	J4	J5	J6	J7	J8	J9	Scores of Panel
1	3S<<+2T<	<<	2.20	-0.60	-3	-3	-3	-3	-3	-3	-3	-	-	1.60
2	3F<<	<<	1.90	-0.90	-3	-3	-3	-3	-3	-3	-3	-	-	1.00
3	FSSp2		2.30	-0.36	-1	-1	-3	-1	-1	0	-2	-	-	1.94
4	2A<<	<<	1.10	-0.60	-3	-3	-3	-3	-3	-3	-3	-	-	0.50
5	CCoSp3p2		2.50	-0.18	-1	0	-2	-1	-1	0	0	-	-	2.32
6	StSqB		1.50	0.00	0	0	-1	0	0	0	0	-	-	1.50
7	LSp1		1.50	-0.30	-1	-1	-2	-1	-1	-1	0	-	-	1.20
			<b>13.00</b>											<b>10.06</b>
Program Components		Factor												
Skating Skills			0.80		4.00	3.75	3.75	4.25	4.50	4.25	4.00	-	-	4.05
Transitions / Linking Footwork / Movement			0.80		4.25	3.50	3.50	4.25	4.50	3.75	3.75	-	-	3.90
Performance / Execution			0.80		3.75	3.75	4.00	4.00	4.00	3.75	4.25	-	-	3.90
Choreography / Composition			0.80		4.25	4.00	4.00	4.50	4.25	4.00	4.00	-	-	4.10
Interpretation			0.80		4.00	4.00	3.50	4.25	4.00	3.75	4.50	-	-	4.00
Judges Total Program Component Score (factored)														<b>15.96</b>
Deductions:				Falls:	-2.00									<b>-2.00</b>

#### LEGEND

GOE	Grade of Execution	x	Credit for highlight distribution, base value multiplied by 1.1	!	Not clear edge
*	Invalid element	e	Wrong edge		
<	Under-rotated jump	<<	Downgraded jump		





## Start List With Times

Start Time	Finish Time	Starting Number	Name	CC	Current Rank	Current Score
14:00:00	14:07:00		<b>Warm-Up Group 1</b>			
14:07:30	14:15:10	1	ZAKHARANKA Kristina	BLR	25	34.24
14:15:10	14:22:50	2	MARAIS Lejeanne	RSA	20	37.29
14:22:50	14:30:30	3	JANULEVICIUTE Inga	LTU	24	35.30
14:30:30	14:38:10	4	MELLGREN Linnea	SWE	23	36.35
14:38:10	14:45:50	5	ATABEY Birce	TUR	22	36.38
14:45:50	14:53:30	6	ROUT Alexandra	NZL	21	36.68
14:53:30	15:00:30		<b>Warm-Up Group 2</b>			
15:01:00	15:08:40	7	HAMUI Reyna	MEX	15	40.67
15:08:40	15:16:20	8	PAPP Beata	FIN	14	40.68
15:16:20	15:24:00	9	GRM Dasa	SLO	17	40.39
15:24:00	15:31:40	10	KUNOVA Alexandra	SVK	18	39.29
15:31:40	15:39:20	11	BRESSANUTTI Carol	ITA	19	38.66
15:39:20	15:47:00	12	VAISTO Sera	FIN	13	44.24
15:47:00	16:02:00		<b>Resurfacing of the Ice</b>			
16:02:00	16:09:00		<b>Warm-Up Group 3</b>			
16:09:30	16:17:10	13	GJERSEM Anne Line	NOR	12	44.56
16:17:10	16:24:50	14	OBA Miyabi	JPN	7	49.71
16:24:50	16:32:30	15	LAFUENTE Sonia	ESP	8	49.47
16:32:30	16:40:10	16	KHNYCHENKOVA Anna	UKR	11	45.90
16:40:10	16:47:50	17	FRANK Kerstin	AUT	10	47.44
16:47:50	16:55:30	18	ZHAO Ziquan	CHN	9	47.64
16:55:30	17:02:30		<b>Warm-Up Group 4</b>			
17:03:00	17:10:40	19	ARTEMIEVA Maria	RUS	2	62.11
17:10:40	17:18:20	20	MEITE Mae Berenice	FRA	4	56.84
17:18:20	17:26:00	21	LEONOVA Alena	RUS	1	67.12
17:26:00	17:33:40	22	LECAVELIER Laurine	FRA	5	55.29
17:33:40	17:41:20	23	RODEGHIERO Roberta	ITA	3	58.03
17:41:20	17:49:00	24	NISHINO Yuki	JPN	6	54.11

### NOTE

This time schedule is based on the timing intervals listed below, but is subject to change:


Resurfacing: 15:00

Warm-Up: 6:00

Duration of Skating: 4:00 +/- 10 seconds

Judging First: 3:10

Judging Last: 3:10

Timing and Results provided by  TISSOT



## Planned Program Content

<b>1 ZAKHARANKA Kristina</b>			<b>BLR</b>			<b>Current Rank: 25</b>		
Coach: Mikhail Koroliuk								
Music: Instrumental Music								
Element Number	Name	Description	Element Number	Name	Description	Element Number	Name	Description
1	3S+2T	Triple Salchow+Double Toeloop	8	LSp	Layback Spin			
2	2A	Double Axel	9	2Lz+2T	Double Lutz+Double Toeloop			
3	2A	Double Axel	10	LSp	Layback Spin			
4	StSq	Step Sequence	11	ChSq	Choreo Sequence			
5	3S	Triple Salchow	12	FCSp	Fly. Camel Spin			
6	2F	Double Flip						
7	2Lo+1Lo+2S	Double Loop+Single Loop+Double Salchow						
<b>2 MARAIS Lejeanne</b>			<b>RSA</b>			<b>Current Rank: 20</b>		
Coach: Susan Marais								
Music: Chocolat (soundtrack) by Rachel Portman								
Element Number	Name	Description	Element Number	Name	Description	Element Number	Name	Description
1	3Lo	Triple Loop	8	2F+1Lo+2S	Double Flip+Single Loop+Double Salchow			
2	2A	Double Axel	9	2F+2T	Double Flip+Double Toeloop			
3	3S	Triple Salchow	10	ChSq	Choreo Sequence			
4	CCoSp	Change Foot Combination Spin	11	FSSp	Fly. Sit Spin			
5	StSq	Step Sequence	12	FCCoSp	Fly. Change Foot Comb. Spin			
6	2Lz+2T	Double Lutz+Double Toeloop						
7	2A	Double Axel						
<b>3 JANULEVICIUTE Inga</b>			<b>LTU</b>			<b>Current Rank: 24</b>		
Coach: Dmitri Kozlov								
Music: Somewhere Over the Rainbow								
Element Number	Name	Description	Element Number	Name	Description	Element Number	Name	Description
1	2A+2T	Double Axel+Double Toeloop	8	3S	Triple Salchow			
2	3Lz+2T	Triple Lutz+Double Toeloop	9	2A	Double Axel			
3	3F	Triple Flip	10	LSp	Layback Spin			
4	CCoSp	Change Foot Combination Spin	11	ChSq	Choreo Sequence			
5	3S+1Lo+2Lo	Triple Salchow+Single Loop+Double Loop	12	FCSp	Fly. Camel Spin			
6	3Lz	Triple Lutz						
7	StSq	Step Sequence						
<b>4 MELLGREN Linnea</b>			<b>SWE</b>			<b>Current Rank: 23</b>		
Coach: Lotta Falkenback								
Music: The Phantom Of The Opera (soundtrack)								
Element Number	Name	Description	Element Number	Name	Description	Element Number	Name	Description
1	3F	Triple Flip	8	FSSp	Fly. Sit Spin			
2	3S	Triple Salchow	9	StSq	Step Sequence			
3	3T	Triple Toeloop	10	ChSq	Choreo Sequence			
4	LSp	Layback Spin	11	2A	Double Axel			
5	3T+3T	Triple Toeloop+Triple Toeloop	12	CCoSp	Change Foot Combination Spin			
6	2A	Double Axel						
7	3S+2T	Triple Salchow+Double Toeloop						



## Planned Program Content

<b>5 ATABEY Birce</b>			<b>TUR</b>		<b>Current Rank:</b>	<b>22</b>
Coach: Rana Belkis Gocmen						
Music: Music Selection by Two Steps from Hell						
Element Number	Name	Description	Element Number	Name	Description	
1	2A+3T	Double Axel+Triple Toeloop	8	ChSq	Choreo Sequence	
2	3Lz	Triple Lutz	9	2A+1Lo+2S	Double Axel+Single Loop+Double Salchow	
3	3S	Triple Salchow	10	FCSp	Fly. Camel Spin	
4	3T	Triple Toeloop	11	CCoSp	Change Foot Combination Spin	
5	FCCSp	Fly. Change Foot Camel Spin	12	ChSq	Choreo Sequence	
6	3S+2T	Triple Salchow+Double Toeloop				
7	3S	Triple Salchow				
<b>6 ROUT Alexandra</b>			<b>NZL</b>		<b>Current Rank:</b>	<b>21</b>
Coach: S Kuznetsov, L Kuznetsova						
Music: The Phantom of the Opera (soundtrack)						
Element Number	Name	Description	Element Number	Name	Description	
1	2A	Double Axel	8	3S	Triple Salchow	
2	3S+2T	Triple Salchow+Double Toeloop	9	2Lz+2Lo	Double Lutz+Double Loop	
3	2F	Double Flip	10	StSq	Step Sequence	
4	CCoSp	Change Foot Combination Spin	11	ChSq	Choreo Sequence	
5	2Lz	Double Lutz	12	CSSp	Change Foot Sit Spin	
6	2A+2T	Double Axel+Double Toeloop				
7	FSSp	Fly. Sit Spin				
<b>7 HAMUI Reyna</b>			<b>MEX</b>		<b>Current Rank:</b>	<b>15</b>
Coach: Johnny Johns						
Music: West Side Story by Leonard Bernstein						
Element Number	Name	Description	Element Number	Name	Description	
1	3S+2T	Triple Salchow+Double Toeloop	8	CCoSp	Change Foot Combination Spin	
2	3T+2T	Triple Toeloop+Double Toeloop	9	3S	Triple Salchow	
3	3Lo	Triple Loop	10	2A+1Lo+1F	Double Axel+Single Loop+Single Flip	
4	FCCoSp	Fly. Change Foot Comb. Spin	11	ChSq	Choreo Sequence	
5	2A	Double Axel	12	LSp	Layback Spin	
6	StSq	Step Sequence				
7	3T	Triple Toeloop				
<b>8 PAPP Beata</b>			<b>FIN</b>		<b>Current Rank:</b>	<b>14</b>
Coach: Bruno Delmaestro						
Music: Prince Igor by Henry Purcell						
Element Number	Name	Description	Element Number	Name	Description	
1	3T+2T+2Lo	Triple Toeloop+Double Toeloop+Double Loop	8	2A+2Lo	Double Axel+Double Loop	
2	3S+2T	Triple Salchow+Double Toeloop	9	FCSp	Fly. Camel Spin	
3	3Lo	Triple Loop	10	2A	Double Axel	
4	FCSp	Fly. Camel Spin	11	CCoSp	Change Foot Combination Spin	
5	StSq	Step Sequence	12	ChSq	Choreo Sequence	
6	3T	Triple Toeloop				
7	3S	Triple Salchow				



## Planned Program Content

<b>9 GRM Dasa</b>			<b>SLO</b>		<b>Current Rank:</b>	<b>17</b>
Coach: J. Cejvan, T. Dorofejev Music: War Hero by Biggi Hilmars						
Element Number	Name	Description	Element Number	Name	Description	
1	3Lz	Triple Lutz	8	FCCoSp	Fly. Change Foot Comb. Spin	
2	3F	Triple Flip	9	FSSp	Fly. Sit Spin	
3	2A	Double Axel	10	StSq	Step Sequence	
4	3T+1Lo+3S	Triple Toeloop+Single Loop+Triple Salchow	11	ChSq	Choreo Sequence	
5	CCoSp	Change Foot Combination Spin	12	2F	Double Flip	
6	3T+2T	Triple Toeloop+Double Toeloop				
7	2A	Double Axel				
<b>10 KUNOVA Alexandra</b>			<b>SVK</b>		<b>Current Rank:</b>	<b>18</b>
Coach: Jeranjak Ipakjan Music: Asturias by William Joseph						
Element Number	Name	Description	Element Number	Name	Description	
1	2A	Double Axel	8	3T+2T	Triple Toeloop+Double Toeloop	
2	3Lz	Triple Lutz	9	FSSp	Fly. Sit Spin	
3	3S	Triple Salchow	10	StSq	Step Sequence	
4	3T	Triple Toeloop	11	2A+2T	Double Axel+Double Toeloop	
5	CCoSp	Change Foot Combination Spin	12	LSp	Layback Spin	
6	ChSq	Choreo Sequence				
7	3S+1Lo+2F	Triple Salchow+Single Loop+Double Flip				
<b>11 BRESSANUTTI Carol</b>			<b>ITA</b>		<b>Current Rank:</b>	<b>19</b>
Coach: Silvia Martina Music: La Vie En Rose by Frank Sinatra						
Element Number	Name	Description	Element Number	Name	Description	
1	3Lo	Triple Loop	8	2A	Double Axel	
2	2A	Double Axel	9	StSq	Step Sequence	
3	3T+2T+2Lo	Triple Toeloop+Double Toeloop+Double Loop	10	3T	Triple Toeloop	
4	3S+2T	Triple Salchow+Double Toeloop	11	ChSq	Choreo Sequence	
5	LSp	Layback Spin	12	CCoSp	Change Foot Combination Spin	
6	3S	Triple Salchow				
7	FCSp	Fly. Camel Spin				
<b>12 VAISTO Sera</b>			<b>FIN</b>		<b>Current Rank:</b>	<b>13</b>
Coach: Maaret Siromaa Music: Close Without Touching by Kostia						
Element Number	Name	Description	Element Number	Name	Description	
1	3S+2T	Triple Salchow+Double Toeloop	8	2A	Double Axel	
2	3T+2T	Triple Toeloop+Double Toeloop	9	ChSq	Choreo Sequence	
3	2A	Double Axel	10	LSp	Layback Spin	
4	FCSp	Fly. Camel Spin	11	2F+2Lo+2Lo	Double Flip+Double Loop+Double Loop	
5	3S	Triple Salchow	12	CCoSp	Change Foot Combination Spin	
6	3T	Triple Toeloop				
7	ssq	Non valid Elm.				



## Planned Program Content

<b>13 GJERSEM Anne Line</b>			<b>NOR</b>		<b>Current Rank: 12</b>	
Coach: Ela Magnusson, Laco Vince						
Music: Un ange passe by Alain Lefevre						
Element Number	Name	Description	Element Number	Name	Description	
1	3Lo+2T	Triple Loop+Double Toeloop	8	3S	Triple Salchow	
2	3F	Triple Flip	9	2A	Double Axel	
3	3T+2T+2Lo	Triple Toeloop+Double Toeloop+Double Loop	10	ChSq	Choreo Sequence	
4	3Lo	Triple Loop	11	CCoSp	Change Foot Combination Spin	
5	FCSp	Fly. Camel Spin	12	StSq	Step Sequence	
6	CSSp	Change Foot Sit Spin				
7	3S+2A+SEQ	Triple Salchow+Double Axel+SEQ				
<b>14 OBA Miyabi</b>			<b>JPN</b>		<b>Current Rank: 7</b>	
Coach: Yuko Monna						
Music: Les Miserables by C.-M. Schoenberg						
Element Number	Name	Description	Element Number	Name	Description	
1	2A+3T	Double Axel+Triple Toeloop	8	CCoSp	Change Foot Combination Spin	
2	3F	Triple Flip	9	3Lo	Triple Loop	
3	FSSp	Fly. Sit Spin	10	2A	Double Axel	
4	3S	Triple Salchow	11	3S+2T+2Lo	Triple Salchow+Double Toeloop+Double Loop	
5	StSq	Step Sequence	12	FCSp	Fly. Camel Spin	
6	3Lo+2T	Triple Loop+Double Toeloop				
7	ChSq	Choreo Sequence				
<b>15 LAFUENTE Sonia</b>			<b>ESP</b>		<b>Current Rank: 8</b>	
Coach: Jordi Lafarga						
Music: Winter (Four Seasons), Invierno Porteno						
Element Number	Name	Description	Element Number	Name	Description	
1	3Lz+2T	Triple Lutz+Double Toeloop	8	CCoSp	Change Foot Combination Spin	
2	2A	Double Axel	9	3T	Triple Toeloop	
3	3Lo+2T+2Lo	Triple Loop+Double Toeloop+Double Loop	10	ChSq	Choreo Sequence	
4	StSq	Step Sequence	11	3T	Triple Toeloop	
5	FCCoSp	Fly. Change Foot Comb. Spin	12	LSp	Layback Spin	
6	3F	Triple Flip				
7	3Lo	Triple Loop				
<b>16 KHNYCHENKOVA Anna</b>			<b>UKR</b>		<b>Current Rank: 11</b>	
Coach: Viacheslav Tkachenko						
Music: Instinct Rhapsody & Eternally by Kawai						
Element Number	Name	Description	Element Number	Name	Description	
1	3F+2T	Triple Flip+Double Toeloop	8	3S	Triple Salchow	
2	3F	Triple Flip	9	2A	Double Axel	
3	3T+2T	Triple Toeloop+Double Toeloop	10	StSq	Step Sequence	
4	LSp	Layback Spin	11	ChSq	Choreo Sequence	
5	3T	Triple Toeloop	12	CCoSp	Change Foot Combination Spin	
6	2A+1Lo+2F	Double Axel+Single Loop+Double Flip				
7	FCSp	Fly. Camel Spin				



## Planned Program Content

<b>17 FRANK Kerstin</b>			<b>AUT</b>		<b>Current Rank: 10</b>	
Coach: Sonja Harand Music: Die Fledermaus by Johann Strauss						
Element Number	Name	Description	Element Number	Name	Description	
1	3Lz	Triple Lutz	8	2A	Double Axel	
2	3T+2T	Triple Toeloop+Double Toeloop	9	3S	Triple Salchow	
3	3Lo	Triple Loop	10	FCCoSp	Fly. Change Foot Comb. Spin	
4	FCSp	Fly. Camel Spin	11	StSq	Step Sequence	
5	ChSq	Choreo Sequence	12	CCoSp	Change Foot Combination Spin	
6	3S+2T	Triple Salchow+Double Toeloop				
7	3T+1Lo+2S	Triple Toeloop+Single Loop+Double Salchow				
<b>18 ZHAO Ziquan</b>			<b>CHN</b>		<b>Current Rank: 9</b>	
Coach: Lijie Yu Music: Adagio in G Minor by Tomaso Albinoni						
Element Number	Name	Description	Element Number	Name	Description	
1	3Lz	Triple Lutz	8	ChSq	Choreo Sequence	
2	2A+3T+2T	Double Axel+Triple Toeloop+Double Toeloop	9	3S	Triple Salchow	
3	3Lo+2T	Triple Loop+Double Toeloop	10	2Lz	Double Lutz	
4	FCSp	Fly. Camel Spin	11	StSq	Step Sequence	
5	CCoSp	Change Foot Combination Spin	12	LSp	Layback Spin	
6	2A+3T	Double Axel+Triple Toeloop				
7	3Lo	Triple Loop				
<b>19 ARTEMIEVA Maria</b>			<b>RUS</b>		<b>Current Rank: 2</b>	
Coach: Evgeni Rukavitsin Music: Ballade in F minor, Etude Revolutionary						
Element Number	Name	Description	Element Number	Name	Description	
1	3Lz+2T	Triple Lutz+Double Toeloop	8	3Lz	Triple Lutz	
2	3Lo	Triple Loop	9	2A	Double Axel	
3	3T	Triple Toeloop	10	LSp	Layback Spin	
4	3T+2T	Triple Toeloop+Double Toeloop	11	ChSq	Choreo Sequence	
5	FCCoSp	Fly. Change Foot Comb. Spin	12	CCoSp	Change Foot Combination Spin	
6	StSq	Step Sequence				
7	2A+2T	Double Axel+Double Toeloop				
<b>20 MEITE Mae Berenice</b>			<b>FRA</b>		<b>Current Rank: 4</b>	
Coach: K. Krier, S. Folle Music: Conquest of Spaces, Shadows, Run Boy Run						
Element Number	Name	Description	Element Number	Name	Description	
1	2A	Double Axel	8	3S	Triple Salchow	
2	3Lz+3T	Triple Lutz+Triple Toeloop	9	FCSp	Fly. Camel Spin	
3	3F	Triple Flip	10	StSq	Step Sequence	
4	3S+2T+2T	Triple Salchow+Double Toeloop+Double Toeloop	11	ChSq	Choreo Sequence	
5	LSp	Layback Spin	12	CCoSp	Change Foot Combination Spin	
6	2A+3T	Double Axel+Triple Toeloop				
7	3Lo	Triple Loop				



## Planned Program Content

<b>21 LEONOVA Alena</b>			<b>RUS</b>		<b>Current Rank:</b>	<b>1</b>
Coach: Evgeni Rukavicin						
Music: Asi se baila el Tango, Otono Porteno						
Element Number	Name	Description	Element Number	Name	Description	
1	3T+3T	Triple Toeloop+Triple Toeloop	8	ChSq	Choreo Sequence	
2	3Lz	Triple Lutz	9	3S+2T+2Lo	Triple Salchow+Double Toeloop+Double Loop	
3	3Lo	Triple Loop	10	2A	Double Axel	
4	FCSp	Fly. Camel Spin	11	StSq	Step Sequence	
5	CCoSp	Change Foot Combination Spin	12	FCCoSp	Fly. Change Foot Comb. Spin	
6	3F+2T	Triple Flip+Double Toeloop				
7	3F	Triple Flip				
<b>22 LECAVELIER Laurine</b>			<b>FRA</b>		<b>Current Rank:</b>	<b>5</b>
Coach: Katia Lemaire						
Music: Marimuz, Love Dance						
Element Number	Name	Description	Element Number	Name	Description	
1	2A+1Lo+3S	Double Axel+Single Loop+Triple Salchow	8	3Lz	Triple Lutz	
2	3Lz+2T	Triple Lutz+Double Toeloop	9	3T	Triple Toeloop	
3	3Lo	Triple Loop	10	CCoSp	Change Foot Combination Spin	
4	StSq	Step Sequence	11	2A+2T	Double Axel+Double Toeloop	
5	FCCoSp	Fly. Change Foot Comb. Spin	12	LSp	Layback Spin	
6	ChSq	Choreo Sequence				
7	3F	Triple Flip				
<b>23 RODEGHIERO Roberta</b>			<b>ITA</b>		<b>Current Rank:</b>	<b>3</b>
Coach: F. Bianconi, R. Murante						
Music: Evita (OST) by Andrew Lloyd Webber						
Element Number	Name	Description	Element Number	Name	Description	
1	3Lz	Triple Lutz	8	2A	Double Axel	
2	3F	Triple Flip	9	3S+2T	Triple Salchow+Double Toeloop	
3	3T+2A	Triple Toeloop+Double Axel	10	FSSp	Fly. Sit Spin	
4	LSp	Layback Spin	11	ChSq	Choreo Sequence	
5	StSq	Step Sequence	12	CCoSp	Change Foot Combination Spin	
6	3T+2T	Triple Toeloop+Double Toeloop				
7	3Lo	Triple Loop				
<b>24 NISHINO Yuki</b>			<b>JPN</b>		<b>Current Rank:</b>	<b>6</b>
Coach: Yutaka Higuchi						
Music: La Bohème by Giacomo Puccini						
Element Number	Name	Description	Element Number	Name	Description	
1	3Lz+2T	Triple Lutz+Double Toeloop	8	3S	Triple Salchow	
2	3Lo	Triple Loop	9	LSp	Layback Spin	
3	3S+2A	Triple Salchow+Double Axel	10	ChSq	Choreo Sequence	
4	StSq	Step Sequence	11	2A	Double Axel	
5	FCSp	Fly. Camel Spin	12	CCoSp	Change Foot Combination Spin	
6	3Lz	Triple Lutz				
7	3T+2T	Triple Toeloop+Double Toeloop				



## Technical Panel and Panel of Judges

### Technical Panel

Function	Name	
Technical Controller	LAAKSONEN Leena	ISU
Technical Specialist	OKAZAKI Makoto	ISU
Assistant Technical Specialist	BORGHI Christel	ISU

### Panel of Judges

Function	Name	
Referee	SANCHO Saioa	ISU
Judge No.1	WALDECK Andreas	GER
Judge No.2	GRUSHMAN Petr	RUS
Judge No.3	SCHILLER Edith	AUT
Judge No.4	GREUGNY Valerie	FRA
Judge No.5	CHEN Weiguang	CHN
Judge No.6	GARRARD Neil	RSA
Judge No.7	KANKAANRANTA Marjo	FIN

### Data / Replay Operators

Function	Name	
Data Operator	WALDVOGEL Michael	ISU
Replay Operator	GRAGLIA Flavia	ISU





## Segment Results

Rank	Name	CC	Total Segment Score
1	LEONOVA Alena	RUS	115.73
2	MEITE Mae Berenice	FRA	114.70
3	ARTEMIEVA Maria	RUS	108.13
4	KHNYCHENKOVA Anna	UKR	99.97
5	LECAVELIER Laurine	FRA	99.95
6	OBA Miyabi	JPN	98.98
7	NISHINO Yuki	JPN	97.53
8	LAFUENTE Sonia	ESP	97.34
9	GJERSEM Anne Line	NOR	95.25
10	FRANK Kerstin	AUT	94.28
11	RODEGHIERO Roberta	ITA	93.82
12	ZHAO Ziquan	CHN	92.25
13	GRM Dasa	SLO	83.31
14	VAISTO Sera	FIN	77.95
15	MELLGREN Linnea	SWE	75.84
16	JANULEVICIUTE Inga	LTU	74.98
17	HAMUI Reyna	MEX	73.11
18	KUNOVA Alexandra	SVK	70.84
19	ATABEY Birce	TUR	70.34
20	PAPP Beata	FIN	69.64
21	BRESSANUTTI Carol	ITA	66.87
22	MARAIS Lejeanne	RSA	63.47
23	ROUT Alexandra	NZL	61.96
24	ZAKHARANKA Kristina	BLR	56.94

SANCHO Saioa, ISU  
Referee

LAAKSONEN Leena, ISU  
Technical Controller



## Results Details

Rk	Name	CC	Total Segment Score	Total Element Score	Factored Total Component Score	Unfactored Program Component Scores					Total Deductions
						Skating Skills	Transitions /Linking Footwork	Performance /Execution	Choreography /Composition	Interpretation	
1	LEONOVA Alena	RUS	115.73	53.69	63.04	8.00	7.60	7.85	7.90	8.05	-1.00
2	MEITE Mae Berenice	FRA	114.70	57.90	56.80	7.20	6.75	7.15	7.05	7.35	0.00
3	ARTEMIEVA Maria	RUS	108.13	51.37	57.76	7.25	6.85	7.35	7.15	7.50	-1.00
4	KHNYCHENKOVA Anna	UKR	99.97	52.01	48.96	6.40	6.00	6.10	6.15	5.95	-1.00
5	LECAVELIER Laurine	FRA	99.95	45.83	55.12	7.05	6.65	6.90	6.90	6.95	-1.00
6	OBA Miyabi	JPN	98.98	49.38	49.60	6.40	5.95	6.20	6.30	6.15	0.00
7	NISHINO Yuki	JPN	97.53	43.61	53.92	6.90	6.45	6.80	6.75	6.80	0.00
8	LAFUENTE Sonia	ESP	97.34	49.30	49.04	6.30	5.85	6.35	6.15	6.00	-1.00
9	GJERSEM Anne Line	NOR	95.25	48.61	46.64	5.85	5.60	5.95	5.85	5.90	0.00
10	FRANK Kerstin	AUT	94.28	46.52	47.76	6.35	5.50	6.15	5.80	6.05	0.00
11	RODEGHIERO Roberta	ITA	93.82	40.14	53.68	6.75	6.55	6.70	6.70	6.85	0.00
12	ZHAO Ziquan	CHN	92.25	44.85	48.40	6.55	5.80	5.95	6.05	5.90	-1.00
13	GRM Dasa	SLO	83.31	39.63	43.68	5.60	5.20	5.45	5.55	5.50	0.00
14	VAISTO Sera	FIN	77.95	35.83	43.12	5.50	5.20	5.35	5.40	5.50	-1.00
15	MELLGREN Linnea	SWE	75.84	36.64	41.20	5.40	4.95	5.20	5.25	4.95	-2.00
16	JANULEVICIUTE Inga	LTU	74.98	36.38	39.60	4.95	4.75	5.00	4.95	5.10	-1.00
17	HAMUI Reyna	MEX	73.11	32.91	41.20	5.25	5.00	5.15	5.05	5.30	-1.00
18	KUNOVA Alexandra	SVK	70.84	30.76	40.08	5.20	5.00	4.90	5.05	4.90	0.00
19	ATABEY Birce	TUR	70.34	34.74	35.60	4.50	4.55	4.30	4.45	4.45	0.00
20	PAPP Beata	FIN	69.64	29.28	41.36	5.40	4.80	5.25	5.15	5.25	-1.00
21	BRESSANUTTI Carol	ITA	66.87	24.39	42.48	5.20	5.15	5.30	5.40	5.50	0.00
22	MARAIS Lejeanne	RSA	63.47	27.95	37.52	4.90	4.35	4.65	4.75	4.80	-2.00
23	ROUT Alexandra	NZL	61.96	25.00	36.96	4.90	4.45	4.55	4.70	4.50	0.00
24	ZAKHARANKA Kristina	BLR	56.94	22.94	36.00	4.70	4.15	4.45	4.55	4.65	-2.00

### LEGEND

Rk Rank



### Judges Details Per Skater

Rank	Name	CC	Starting Number	Total Segment Score	Total Element Score	Program Component Score (factored)	Total Deductions								
1	LEONOVA Alena	RUS	21	115.73	53.69	63.04	-1.00								
#	Executed Elements	Info	Base Value	GOE	J1	J2	J3	J4	J5	J6	J7	J8	J9	Scores of Panel	
1	3T+3T<<	<<	5.40	-1.54	-2	-2	-3	-2	-3	-2	-2	-	-	3.86	
2	3Lz<	!	4.20	-0.70	-1	-1	-2	-1	-2	0	0	-	-	3.50	
3	3Lo<	<	3.60	-2.10	-3	-3	-3	-3	-3	-3	-3	-	-	1.50	
4	FCSp3		2.80	0.60	1	2	1	2	1	0	1	-	-	3.40	
5	CCoSp3p3		3.00	0.40	1	1	1	2	1	0	0	-	-	3.40	
6	3F+2T		7.26 x	0.56	1	1	0	1	1	0	1	-	-	7.82	
7	3F		5.83 x	0.42	1	1	0	0	1	1	0	-	-	6.25	
8	ChSq1		2.00	0.70	1	1	0	1	1	1	1	-	-	2.70	
9	3S+2T+2Lo		8.03 x	0.70	1	2	1	1	1	0	1	-	-	8.73	
10	2A		3.63 x	0.60	1	2	2	1	1	1	0	-	-	4.23	
11	StSq3		3.30	1.00	3	2	1	2	2	2	2	-	-	4.30	
12	FCCoSp3p4		3.50	0.50	1	1	0	1	1	1	1	-	-	4.00	
			<b>52.55</b>										<b>53.69</b>		
Program Components			Factor												
Skating Skills			1.60	7.75	8.50	8.25	7.75	8.00	8.25	7.50	-	-	-	-	8.00
Transitions / Linking Footwork / Movement			1.60	8.00	8.25	6.75	7.75	7.50	7.50	7.25	-	-	-	-	7.60
Performance / Execution			1.60	8.00	8.25	7.50	7.75	7.75	8.25	7.25	-	-	-	-	7.85
Choreography / Composition			1.60	8.00	8.50	6.50	8.00	8.00	8.00	7.50	-	-	-	-	7.90
Interpretation			1.60	8.00	8.75	7.25	8.25	7.75	8.50	7.75	-	-	-	-	8.05
Judges Total Program Component Score (factored)															<b>63.04</b>
Deductions:			Falls:	-1.00									<b>-1.00</b>		

Rank	Name	CC	Starting Number	Total Segment Score	Total Element Score	Program Component Score (factored)	Total Deductions								
2	MEITE Mae Berenice	FRA	20	114.70	57.90	56.80	0.00								
#	Executed Elements	Info	Base Value	GOE	J1	J2	J3	J4	J5	J6	J7	J8	J9	Scores of Panel	
1	2A		3.30	0.60	1	1	1	2	1	1	2	-	-	3.90	
2	3Lz		6.00	-0.56	-1	0	-1	0	-1	-1	-1	-	-	5.44	
3	3F+3T	!	9.40	-0.56	-1	-1	-1	0	-1	0	-2	-	-	8.84	
4	3S+2T+2T		6.80	0.28	1	0	1	1	0	-1	0	-	-	7.08	
5	LSp3		2.40	0.70	1	1	2	2	2	1	1	-	-	3.10	
6	2A+3T		7.40	0.00	0	0	0	1	0	0	-1	-	-	7.40	
7	3Lo<	<	3.96 x	-0.70	-1	-1	-1	-1	-1	-1	-2	-	-	3.26	
8	3S		4.62 x	0.56	0	1	1	1	1	0	1	-	-	5.18	
9	FCSp4		3.20	0.00	0	0	0	1	0	-1	0	-	-	3.20	
10	StSq3		3.30	0.70	0	1	2	2	1	1	2	-	-	4.00	
11	ChSq1		2.00	0.70	0	1	1	2	1	1	1	-	-	2.70	
12	CCoSp3p4		3.50	0.30	0	0	1	1	1	0	1	-	-	3.80	
			<b>55.88</b>										<b>57.90</b>		
Program Components			Factor												
Skating Skills			1.60	7.00	7.25	6.75	7.75	7.75	7.00	7.00	-	-	-	-	7.20
Transitions / Linking Footwork / Movement			1.60	6.25	7.00	5.75	7.50	7.50	6.50	6.50	-	-	-	-	6.75
Performance / Execution			1.60	6.75	7.25	7.25	8.25	7.50	7.00	6.75	-	-	-	-	7.15
Choreography / Composition			1.60	6.75	7.25	6.75	7.75	7.75	6.75	6.75	-	-	-	-	7.05
Interpretation			1.60	6.75	7.50	7.50	8.00	7.75	7.00	7.00	-	-	-	-	7.35
Judges Total Program Component Score (factored)															<b>56.80</b>
Deductions:															<b>0.00</b>



### Judges Details Per Skater

Rank	Name	CC	Starting Number	Total Segment Score	Total Element Score	Program Component Score (factored)	Total Deductions							
3	ARTEMIEVA Maria	RUS	19	108.13	51.37	57.76	-1.00							
#	Executed Elements	Info	Base Value	GOE	J1	J2	J3	J4	J5	J6	J7	J8	J9	Scores of Panel
1	3Lz+2T		7.30	0.98	1	1	2	2	1	2	1	-	-	8.28
2	3Lo		5.10	0.00	1	0	-1	0	0	0	0	-	-	5.10
3	3T		4.10	-2.10	-3	-3	-3	-3	-3	-3	-3	-	-	2.00
4	3T+2T		5.40	0.56	1	1	1	1	1	0	0	-	-	5.96
5	FCCoSp3p4		3.50	0.70	2	2	0	1	2	1	1	-	-	4.20
6	StSq3		3.30	0.70	2	1	1	1	2	1	2	-	-	4.00
7	2A+1Lo+2S		5.61	x 0.00	0	1	0	0	0	0	0	-	-	5.61
8	2Lz		2.31	x 0.30	1	1	1	1	1	1	1	-	-	2.61
9	2A		3.63	x 0.20	0	1	0	0	1	0	1	-	-	3.83
10	LSp4		2.70	0.80	3	2	2	2	1	1	1	-	-	3.50
11	ChSq1		2.00	0.98	3	1	1	1	2	1	2	-	-	2.98
12	CCoSp3p2		2.50	0.80	2	2	1	1	1	2	2	-	-	3.30
<b>47.45</b>														
<b>Program Components</b>														
<b>Factor</b>														
Skating Skills				1.60	7.50	7.75	7.00	6.75	7.50	7.00	7.25	-	-	7.25
Transitions / Linking Footwork / Movement				1.60	7.75	7.50	6.00	6.25	7.25	6.50	6.75	-	-	6.85
Performance / Execution				1.60	8.00	7.75	6.25	7.25	7.50	7.00	7.25	-	-	7.35
Choreography / Composition				1.60	8.00	7.75	6.50	7.00	7.25	6.75	7.00	-	-	7.15
Interpretation				1.60	8.00	8.00	6.50	7.50	7.50	7.00	7.50	-	-	7.50
<b>Judges Total Program Component Score (factored)</b>														
<b>57.76</b>														
<b>Deductions:</b>				Falls:	-1.00									<b>-1.00</b>

Rank	Name	CC	Starting Number	Total Segment Score	Total Element Score	Program Component Score (factored)	Total Deductions							
4	KHNYCHENKOVA Anna	UKR	16	99.97	52.01	48.96	-1.00							
#	Executed Elements	Info	Base Value	GOE	J1	J2	J3	J4	J5	J6	J7	J8	J9	Scores of Panel
1	3F+2T		6.60	0.70	1	1	0	1	1	1	1	-	-	7.30
2	2A+3T		7.40	0.98	1	1	1	2	1	2	2	-	-	8.38
3	3Lz+2T		7.30	0.00	0	0	0	0	0	0	-1	-	-	7.30
4	FCSp3		2.80	-0.06	0	0	-1	0	1	0	-1	-	-	2.74
5	3F<	<	3.70	-2.10	-3	-3	-3	-3	-3	-3	-3	-	-	1.60
6	3Lz		6.00	0.00	0	0	-1	0	0	0	0	-	-	6.00
7	LSp2		1.90	-0.24	0	0	-1	-1	-1	-1	-2	-	-	1.66
8	3S		4.62	x 0.00	0	0	0	0	0	0	1	-	-	4.62
9	2A		3.63	x 0.40	0	0	1	1	1	1	1	-	-	4.03
10	StSq2		2.60	-0.10	0	0	-1	1	0	0	-1	-	-	2.50
11	ChSq1		2.00	0.28	0	0	1	1	1	0	0	-	-	2.28
12	CCoSp3p4		3.50	0.10	0	0	0	0	1	1	0	-	-	3.60
<b>52.05</b>														
<b>Program Components</b>														
<b>Factor</b>														
Skating Skills				1.60	6.50	6.50	6.00	6.25	6.50	6.75	6.25	-	-	6.40
Transitions / Linking Footwork / Movement				1.60	6.25	6.25	5.75	6.00	6.00	6.00	5.25	-	-	6.00
Performance / Execution				1.60	6.00	6.25	5.75	6.50	6.25	6.25	5.50	-	-	6.10
Choreography / Composition				1.60	6.00	6.50	6.00	6.50	6.25	6.00	5.75	-	-	6.15
Interpretation				1.60	6.00	6.50	5.25	6.25	6.00	6.00	5.50	-	-	5.95
<b>Judges Total Program Component Score (factored)</b>														
<b>48.96</b>														
<b>Deductions:</b>				Falls:	-1.00									<b>-1.00</b>



### Judges Details Per Skater

Rank	Name	CC	Starting Number	Total Segment Score	Total Element Score	Program Component Score (factored)	Total Deductions								
5	LECAVELIER Laurine	FRA	22	99.95	45.83	55.12	-1.00								
#	Executed Elements	Info	Base Value	GOE	J1	J2	J3	J4	J5	J6	J7	J8	J9	Scores of Panel	
1	2A+1Lo+3S		8.00	0.28	0	-1	1	1	1	1	-1	-	-	8.28	
2	3Lz+2Lo		7.80	-1.82	-3	-2	-3	-2	-3	-2	-3	-	-	5.98	
3	3Lo<	<	3.60	-0.70	-2	-1	-1	-1	-1	-1	-1	-	-	2.90	
4	StSq3		3.30	0.60	2	0	2	1	1	1	1	-	-	3.90	
5	FCCoSp3p3		3.00	0.50	2	1	1	1	1	0	1	-	-	3.50	
6	ChSq1		2.00	0.28	0	0	0	1	1	1	0	-	-	2.28	
7	3Fe	e	4.07 x	-1.26	-2	-2	-1	-1	-2	-2	-2	-	-	2.81	
8	3Lz		6.60 x	-1.40	-2	-2	-2	-2	-2	-2	-3	-	-	5.20	
9	3T		4.51 x	0.14	0	1	0	1	0	0	0	-	-	4.65	
10	CCoSp3p3		3.00	0.30	1	1	1	0	1	0	0	-	-	3.30	
11	2A<	<	2.53 x	-1.50	-3	-3	-3	-3	-3	-3	-3	-	-	1.03	
12	LSp2		1.90	0.10	0	0	1	1	0	0	0	-	-	2.00	
<b>50.31</b>													<b>45.83</b>		
Program Components				Factor											
Skating Skills				1.60	7.25	7.50	7.00	7.00	6.75	7.25	6.50	-	-	7.05	
Transitions / Linking Footwork / Movement				1.60	6.75	7.00	6.50	6.75	6.50	6.75	6.00	-	-	6.65	
Performance / Execution				1.60	7.25	7.25	6.75	7.00	6.50	7.00	6.50	-	-	6.90	
Choreography / Composition				1.60	7.25	7.25	6.75	6.75	6.75	7.00	6.25	-	-	6.90	
Interpretation				1.60	7.00	7.50	7.00	6.75	6.75	7.25	6.25	-	-	6.95	
Judges Total Program Component Score (factored)														<b>55.12</b>	
Deductions:				Falls:	-1.00										<b>-1.00</b>

Rank	Name	CC	Starting Number	Total Segment Score	Total Element Score	Program Component Score (factored)	Total Deductions							
6	OBA Miyabi	JPN	14	98.98	49.38	49.60	0.00							
#	Executed Elements	Info	Base Value	GOE	J1	J2	J3	J4	J5	J6	J7	J8	J9	Scores of Panel
1	2A+3T		7.40	0.98	0	1	2	1	1	2	2	-	-	8.38
2	3F		5.30	0.00	0	0	0	1	0	0	0	-	-	5.30
3	FSSp4		3.00	0.50	1	1	1	1	1	0	1	-	-	3.50
4	3S		4.20	0.14	0	0	0	1	0	1	0	-	-	4.34
5	StSq3		3.30	0.30	0	0	0	1	1	1	2	-	-	3.60
6	3Lo<<	<<	1.98 x	-0.78	-2	-2	-3	-3	-3	-2	-3	-	-	1.20
7	ChSq1		2.00	0.42	0	0	1	1	1	1	0	-	-	2.42
8	CCoSp3p3		3.00	0.00	0	0	0	0	1	-1	0	-	-	3.00
9	3Lo+2T		7.04 x	0.00	0	0	1	0	0	0	0	-	-	7.04
10	2A		3.63 x	0.20	0	0	1	1	0	1	0	-	-	3.83
11	3S<+2T	<	4.73 x	-0.70	-1	-1	-1	0	-1	-1	-1	-	-	4.03
12	FCSp3		2.80	-0.06	0	0	0	0	0	-1	-1	-	-	2.74
<b>48.38</b>													<b>49.38</b>	
Program Components				Factor										
Skating Skills				1.60	5.75	6.75	6.25	6.50	6.75	6.50	6.00	-	-	6.40
Transitions / Linking Footwork / Movement				1.60	5.75	6.25	5.75	5.75	6.25	6.00	6.00	-	-	5.95
Performance / Execution				1.60	5.75	6.50	6.25	6.25	6.25	6.75	5.75	-	-	6.20
Choreography / Composition				1.60	6.00	6.50	6.00	6.25	6.50	6.75	6.25	-	-	6.30
Interpretation				1.60	5.75	6.75	5.75	5.75	6.25	7.00	6.25	-	-	6.15
Judges Total Program Component Score (factored)														<b>49.60</b>
Deductions:														<b>0.00</b>



### Judges Details Per Skater

Rank	Name	CC	Starting Number	Total Segment Score	Total Element Score	Program Component Score (factored)	Total Deductions							
7	NISHINO Yuki	JPN	24	97.53	43.61	53.92	0.00							
#	Executed Elements	Info	Base Value	GOE	J1	J2	J3	J4	J5	J6	J7	J8	J9	Scores of Panel
1	3Lz<	<	4.20	-1.82	-2	-2	-3	-2	-3	-3	-3	-	-	2.38
2	2Lo		1.80	0.00	0	0	0	1	0	0	0	-	-	1.80
3	3S+2A+SEQ		6.00	0.70	1	1	1	1	1	1	1	-	-	6.70
4	StSq2		2.60	0.40	0	1	1	1	1	0	1	-	-	3.00
5	FCSp3		2.80	0.50	1	1	1	1	2	0	1	-	-	3.30
6	1Lz		0.66	x -0.08	-1	0	-1	-1	0	-1	-2	-	-	0.58
7	3T+2T		5.94	x 0.14	0	0	1	1	0	-1	0	-	-	6.08
8	3S		4.62	x 0.56	0	1	1	1	1	0	1	-	-	5.18
9	LSp4		2.70	0.50	2	1	1	1	1	1	1	-	-	3.20
10	ChSq1		2.00	1.26	1	1	2	2	2	2	2	-	-	3.26
11	2A		3.63	x 0.50	0	1	2	1	1	1	1	-	-	4.13
12	CCoSp3p4		3.50	0.50	2	1	1	1	1	1	1	-	-	4.00
<b>40.45</b>													<b>43.61</b>	
Program Components				Factor										
Skating Skills				1.60	6.50	7.50	7.25	6.50	7.00	7.25	6.50	-	-	6.90
Transitions / Linking Footwork / Movement				1.60	6.00	7.25	6.75	6.50	6.50	6.25	6.25	-	-	6.45
Performance / Execution				1.60	6.50	7.25	7.25	6.75	6.75	6.75	6.00	-	-	6.80
Choreography / Composition				1.60	6.25	7.50	7.00	6.50	7.00	6.75	6.50	-	-	6.75
Interpretation				1.60	6.50	7.50	7.25	6.50	7.00	6.75	6.00	-	-	6.80
Judges Total Program Component Score (factored)														<b>53.92</b>
Deductions:														<b>0.00</b>

Rank	Name	CC	Starting Number	Total Segment Score	Total Element Score	Program Component Score (factored)	Total Deductions								
8	LAFUENTE Sonia	ESP	15	97.34	49.30	49.04	-1.00								
#	Executed Elements	Info	Base Value	GOE	J1	J2	J3	J4	J5	J6	J7	J8	J9	Scores of Panel	
1	3F		5.30	-2.10	-3	-3	-3	-3	-3	-3	-3	-	-	3.20	
2	2A		3.30	0.10	0	0	0	1	1	0	0	-	-	3.40	
3	3Lo+1Lo+2S		6.90	0.00	0	-1	0	0	0	0	0	-	-	6.90	
4	StSq3		3.30	0.20	0	0	1	0	1	0	1	-	-	3.50	
5	FCCoSp3p4		3.50	0.40	0	1	1	1	1	0	1	-	-	3.90	
6	3Lo		5.61	x 0.00	0	0	0	1	0	0	0	-	-	5.61	
7	2A<	<	2.53	x -0.50	-1	-1	-1	0	-1	-1	-2	-	-	2.03	
8	CCoSp3p4		3.50	0.00	0	0	0	0	1	-1	0	-	-	3.50	
9	3T+2T		5.94	x 0.14	0	0	0	1	1	-1	0	-	-	6.08	
10	ChSq1		2.00	0.04	0	0	1	-1	1	-2	0	-	-	2.04	
11	3T+2T		5.94	x 0.00	0	0	1	0	0	-1	0	-	-	5.94	
12	LSp4		2.70	0.50	1	1	1	2	1	1	1	-	-	3.20	
<b>50.52</b>													<b>49.30</b>		
Program Components				Factor											
Skating Skills				1.60	6.00	6.75	6.50	6.25	6.50	6.00	6.25	-	-	6.30	
Transitions / Linking Footwork / Movement				1.60	5.75	6.25	6.00	5.50	6.25	5.00	5.75	-	-	5.85	
Performance / Execution				1.60	5.75	6.50	6.50	6.25	6.50	6.00	6.50	-	-	6.35	
Choreography / Composition				1.60	6.00	6.75	6.25	6.00	6.25	5.75	6.25	-	-	6.15	
Interpretation				1.60	6.00	6.75	6.00	5.75	6.25	5.75	6.00	-	-	6.00	
Judges Total Program Component Score (factored)														<b>49.04</b>	
Deductions:				Falls:	-1.00										<b>-1.00</b>



### Judges Details Per Skater

Rank	Name	CC	Starting Number	Total Segment Score	Total Element Score	Program Component Score (factored)	Total Deductions
9	GJERSEM Anne Line	NOR	13	95.25	48.61	46.64	0.00

#	Executed Elements	Info	Base Value	GOE	J1	J2	J3	J4	J5	J6	J7	J8	J9	Scores of Panel
1	3Lo+2T		6.40	0.14	0	0	0	1	1	0	0	-	-	6.54
2	2F		1.90	-0.78	-2	-2	-3	-3	-2	-3	-3	-	-	1.12
3	3T+2T+2Lo		7.20	-0.14	0	0	0	0	0	-1	-1	-	-	7.06
4	3Lo		5.10	0.28	0	1	0	1	1	0	0	-	-	5.38
5	FCSp3		2.80	0.60	1	1	1	1	2	0	2	-	-	3.40
6	CSSp4		3.00	0.40	1	1	0	1	1	0	1	-	-	3.40
7	3S+2A<+SEQ	<	5.72 x	-0.84	-1	-1	-2	-1	-1	-1	-2	-	-	4.88
8	3S		4.62 x	-0.70	-1	-1	-1	0	-1	-1	-1	-	-	3.92
9	2A		3.63 x	-0.10	0	-1	-1	0	0	0	0	-	-	3.53
10	ChSq1		2.00	0.28	0	1	0	1	1	0	0	-	-	2.28
11	CCoSp3p4		3.50	0.50	1	1	1	1	1	0	1	-	-	4.00
12	StSq2		2.60	0.50	1	1	1	2	1	1	1	-	-	3.10
<b>48.47</b>														<b>48.61</b>

**Program Components**

**Factor**

Skating Skills	1.60	6.00	6.75	5.50	5.50	6.50	5.75	5.50	-	-	-	-	-	5.85
Transitions / Linking Footwork / Movement	1.60	6.25	6.50	5.25	5.00	6.25	5.25	5.00	-	-	-	-	-	5.60
Performance / Execution	1.60	6.00	6.75	5.50	6.00	6.25	5.75	5.75	-	-	-	-	-	5.95
Choreography / Composition	1.60	6.25	6.75	5.50	5.25	6.50	5.50	5.50	-	-	-	-	-	5.85
Interpretation	1.60	6.00	7.00	5.25	5.75	6.50	5.75	5.50	-	-	-	-	-	5.90
<b>Judges Total Program Component Score (factored)</b>														<b>46.64</b>

**Deductions:**

**0.00**

Rank	Name	CC	Starting Number	Total Segment Score	Total Element Score	Program Component Score (factored)	Total Deductions
10	FRANK Kerstin	AUT	17	94.28	46.52	47.76	0.00

#	Executed Elements	Info	Base Value	GOE	J1	J2	J3	J4	J5	J6	J7	J8	J9	Scores of Panel
1	2Lz		2.10	0.24	0	1	1	1	0	1	1	-	-	2.34
2	3T+2T		5.40	0.84	1	1	2	1	1	1	2	-	-	6.24
3	1S		0.40	0.00	0	0	0	0	0	-1	0	-	-	0.40
4	FCCoSp3p4		3.50	0.20	0	1	1	0	1	-1	0	-	-	3.70
5	ChSq1		2.00	0.42	0	1	1	1	1	0	0	-	-	2.42
6	3S+2T		6.05 x	0.28	0	0	2	1	0	0	1	-	-	6.33
7	3T		4.51 x	0.84	1	1	2	1	1	1	2	-	-	5.35
8	2A		3.63 x	0.60	1	0	2	2	1	1	1	-	-	4.23
9	2A+1Lo+2S		5.61 x	0.00	1	0	0	0	0	0	0	-	-	5.61
10	FCSp4		3.20	0.00	0	0	0	0	1	0	0	-	-	3.20
11	StSq2		2.60	0.40	0	0	1	1	1	2	1	-	-	3.00
12	CCoSp3p4		3.50	0.20	0	0	1	1	0	0	1	-	-	3.70
<b>42.50</b>														<b>46.52</b>

**Program Components**

**Factor**

Skating Skills	1.60	6.00	7.00	6.50	6.00	6.25	7.00	6.00	-	-	-	-	-	6.35
Transitions / Linking Footwork / Movement	1.60	5.75	6.50	5.25	5.25	5.50	5.75	5.00	-	-	-	-	-	5.50
Performance / Execution	1.60	6.00	6.75	6.25	5.75	6.25	6.50	5.50	-	-	-	-	-	6.15
Choreography / Composition	1.60	5.75	6.75	5.75	5.50	6.00	6.00	5.50	-	-	-	-	-	5.80
Interpretation	1.60	6.25	6.75	6.25	5.50	6.00	6.25	5.25	-	-	-	-	-	6.05
<b>Judges Total Program Component Score (factored)</b>														<b>47.76</b>

**Deductions:**

**0.00**



### Judges Details Per Skater

Rank	Name	CC	Starting Number	Total Segment Score	Total Element Score	Program Component Score (factored)	Total Deductions								
11	RODEGHIERO Roberta	ITA	23	93.82	40.14	53.68	0.00								
#	Executed Elements	Info	Base Value	GOE	J1	J2	J3	J4	J5	J6	J7	J8	J9	Scores of Panel	
1	3Lze	e	4.20	-1.12	-1	-2	-2	-1	-2	-2	-1	-	-	3.08	
2	2F		1.90	-0.72	-2	-2	-3	-3	-2	-2	-3	-	-	1.18	
3	3T+2A+SEQ		5.92	-1.26	-2	-2	-1	-1	-2	-2	-2	-	-	4.66	
4	LSp4		2.70	0.10	2	0	1	0	0	0	0	-	-	2.80	
5	StSq3		3.30	0.70	1	1	2	2	1	2	1	-	-	4.00	
6	3T+2T		5.94	x -0.84	-1	-1	-1	-1	-1	-2	-2	-	-	5.10	
7	2Lo		1.98	x -0.06	0	0	0	0	0	-1	-1	-	-	1.92	
8	2A		3.63	x 0.10	0	0	1	0	1	0	-1	-	-	3.73	
9	3S+2T		6.05	x 0.14	0	0	1	1	0	0	0	-	-	6.19	
10	FSSp3		2.60	0.20	1	1	0	1	0	-1	0	-	-	2.80	
11	ChSq1		2.00	0.28	1	1	1	0	0	0	0	-	-	2.28	
12	CCoSp3p1		2.00	0.40	1	1	1	1	1	0	0	-	-	2.40	
<b>42.22</b>														<b>40.14</b>	
Program Components				Factor											
Skating Skills				1.60	6.75	7.50	6.75	6.50	7.00	6.75	6.25	-	-		6.75
Transitions / Linking Footwork / Movement				1.60	7.00	7.25	6.50	6.75	6.50	6.00	6.00	-	-		6.55
Performance / Execution				1.60	6.75	7.50	6.25	7.00	6.75	6.75	6.00	-	-		6.70
Choreography / Composition				1.60	6.00	7.50	6.75	7.00	7.00	6.50	6.25	-	-		6.70
Interpretation				1.60	6.75	7.50	6.50	7.25	6.75	7.00	6.00	-	-		6.85
Judges Total Program Component Score (factored)														<b>53.68</b>	
Deductions:														<b>0.00</b>	

Rank	Name	CC	Starting Number	Total Segment Score	Total Element Score	Program Component Score (factored)	Total Deductions								
12	ZHAO Ziquan	CHN	18	92.25	44.85	48.40	-1.00								
#	Executed Elements	Info	Base Value	GOE	J1	J2	J3	J4	J5	J6	J7	J8	J9	Scores of Panel	
1	3Lz		6.00	0.42	0	0	0	1	1	1	1	-	-	6.42	
2	2A+2T		4.60	0.00	0	0	0	0	0	0	0	-	-	4.60	
3	3Lo+2T		6.40	0.28	0	0	0	1	1	0	1	-	-	6.68	
4	FCSp3		2.80	0.30	1	0	1	1	1	0	0	-	-	3.10	
5	CCoSp3p3		3.00	0.40	1	1	1	1	1	0	0	-	-	3.40	
6	2A		3.63	x -1.50	-3	-3	-3	-3	-3	-3	-3	-	-	2.13	
7	3Lo		5.61	x 0.42	1	1	1	0	1	0	0	-	-	6.03	
8	ChSq1		2.00	-0.20	0	0	0	-1	0	-2	-1	-	-	1.80	
9	3S		4.62	x -1.40	-2	-2	-2	-2	-2	-2	-2	-	-	3.22	
10	2Lz		2.31	x 0.06	0	0	1	1	0	0	0	-	-	2.37	
11	StSq2		2.60	0.00	0	0	0	-1	1	0	0	-	-	2.60	
12	LSp1		1.50	1.00	2	1	2	2	2	2	2	-	-	2.50	
<b>45.07</b>														<b>44.85</b>	
Program Components				Factor											
Skating Skills				1.60	6.50	6.75	6.25	6.75	6.75	6.50	6.00	-	-		6.55
Transitions / Linking Footwork / Movement				1.60	5.75	6.25	5.75	5.75	6.25	5.50	5.25	-	-		5.80
Performance / Execution				1.60	6.00	6.50	5.25	5.50	6.50	6.00	5.75	-	-		5.95
Choreography / Composition				1.60	6.25	6.50	5.75	6.00	6.75	5.75	5.75	-	-		6.05
Interpretation				1.60	6.25	6.50	5.25	5.75	6.50	5.50	5.50	-	-		5.90
Judges Total Program Component Score (factored)														<b>48.40</b>	
Deductions:				Falls:	-1.00										<b>-1.00</b>





### Judges Details Per Skater

Rank	Name	CC	Starting Number	Total Segment Score	Total Element Score	Program Component Score (factored)	Total Deductions							
13	GRM Dasa	SLO	9	83.31	39.63	43.68	0.00							
#	Executed Elements	Info	Base Value	GOE	J1	J2	J3	J4	J5	J6	J7	J8	J9	Scores of Panel
1	3Lz	!	6.00	-1.54	-2	-2	-3	-2	-2	-2	-3	-	-	4.46
2	2F	!	1.90	-0.18	-1	-1	0	0	-1	-1	0	-	-	1.72
3	2A		3.30	0.40	0	1	0	1	1	1	1	-	-	3.70
4	1T		0.40	-0.24	-3	-2	-2	-2	-1	-3	-3	-	-	0.16
5	CCoSp3p4		3.50	0.10	1	0	0	0	1	-1	0	-	-	3.60
6	3T+2T		5.94 x	0.56	1	1	1	1	0	0	1	-	-	6.50
7	1A+2T		2.64 x	0.00	0	0	0	0	0	0	0	-	-	2.64
8	FCCoSp3p4		3.50	0.50	1	1	1	1	1	0	1	-	-	4.00
9	FSSp3		2.60	0.20	1	1	0	1	0	-1	0	-	-	2.80
10	StSq3		3.30	0.50	2	0	-1	1	1	1	2	-	-	3.80
11	ChSq1		2.00	0.42	0	1	1	1	1	-1	0	-	-	2.42
12	2F+1Lo+2S	!	4.07 x	-0.24	-1	-1	0	0	-1	-1	-2	-	-	3.83
<b>39.15</b>														<b>39.63</b>
<b>Program Components</b>														<b>Factor</b>
Skating Skills														1.60
Transitions / Linking Footwork / Movement														1.60
Performance / Execution														1.60
Choreography / Composition														1.60
Interpretation														1.60
<b>Judges Total Program Component Score (factored)</b>														<b>43.68</b>
<b>Deductions:</b>														<b>0.00</b>

Rank	Name	CC	Starting Number	Total Segment Score	Total Element Score	Program Component Score (factored)	Total Deductions							
14	VAISTO Sera	FIN	12	77.95	35.83	43.12	-1.00							
#	Executed Elements	Info	Base Value	GOE	J1	J2	J3	J4	J5	J6	J7	J8	J9	Scores of Panel
1	3S+2T		5.50	0.00	0	0	1	0	0	0	0	-	-	5.50
2	3T+2T		5.40	0.56	1	0	1	1	1	1	0	-	-	5.96
3	2A		3.30	0.00	0	0	0	0	0	0	0	-	-	3.30
4	FSSp3		2.60	0.40	1	1	0	1	1	0	1	-	-	3.00
5	2S<<	<<	0.40	-0.28	-3	-2	-3	-3	-2	-3	-3	-	-	0.12
6	3T		4.51 x	-2.10	-3	-3	-3	-3	-3	-3	-3	-	-	2.41
7	StSq2		2.60	0.00	0	0	0	1	1	-2	-1	-	-	2.60
8	2A		3.63 x	0.00	0	0	0	0	0	0	0	-	-	3.63
9	ChSq1		2.00	0.42	2	1	1	1	0	-1	0	-	-	2.42
10	LSp2		1.90	0.00	1	0	0	-1	0	0	0	-	-	1.90
11	2F		2.09 x	-0.60	-2	-2	-3	-2	-2	-2	-2	-	-	1.49
12	CCoSp3p3		3.00	0.50	2	1	0	1	1	1	1	-	-	3.50
<b>36.93</b>														<b>35.83</b>
<b>Program Components</b>														<b>Factor</b>
Skating Skills														1.60
Transitions / Linking Footwork / Movement														1.60
Performance / Execution														1.60
Choreography / Composition														1.60
Interpretation														1.60
<b>Judges Total Program Component Score (factored)</b>														<b>43.12</b>
<b>Deductions:</b>														<b>-1.00</b>
Falls:														-1.00



### Judges Details Per Skater

Rank	Name	CC	Starting Number	Total Segment Score	Total Element Score	Program Component Score (factored)	Total Deductions							
15	MELLGREN Linnea	SWE	4	75.84	36.64	41.20	-2.00							
#	Executed Elements	Info	Base Value	GOE	J1	J2	J3	J4	J5	J6	J7	J8	J9	Scores of Panel
1	2A		3.30	0.70	1	1	2	2	1	1	2	-	-	4.00
2	3S		4.20	-0.56	0	0	-1	-1	-1	-1	-1	-	-	3.64
3	2T		1.30	-0.28	-2	-1	-1	-2	-1	-1	-2	-	-	1.02
4	LSp3		2.40	0.50	1	1	1	1	1	1	1	-	-	2.90
5	3T		4.10	0.00	0	1	-1	0	0	0	0	-	-	4.10
6	2A		3.30	0.30	0	1	1	1	0	0	1	-	-	3.60
7	3S+REP		3.23 x	-2.10	-3	-3	-3	-3	-3	-3	-3	-	-	1.13
8	FSSp3		2.60	0.20	1	1	0	1	0	-1	0	-	-	2.80
9	StSq3		3.30	0.10	0	0	1	1	0	-1	0	-	-	3.40
10	ChSq1		2.00	0.28	0	1	0	1	1	0	0	-	-	2.28
11	2F+1Lo+2S		4.07 x	0.00	0	0	0	0	0	0	0	-	-	4.07
12	CCoSp3p4		3.50	0.20	0	1	1	0	1	0	-1	-	-	3.70
<b>37.30</b>													<b>36.64</b>	
Program Components				Factor										
Skating Skills				1.60	5.50	6.00	5.75	5.00	5.00	5.25	5.50	-	-	5.40
Transitions / Linking Footwork / Movement				1.60	5.00	5.50	5.50	4.75	4.75	4.00	4.75	-	-	4.95
Performance / Execution				1.60	5.25	5.50	5.75	5.25	4.75	5.00	5.00	-	-	5.20
Choreography / Composition				1.60	5.50	5.75	5.50	4.75	5.00	4.75	5.50	-	-	5.25
Interpretation				1.60	5.00	5.75	5.50	4.75	4.75	4.75	4.75	-	-	4.95
Judges Total Program Component Score (factored)														41.20
<b>Deductions:</b>				Time violation:	-1.00	Falls:						-1.00	-2.00	

Rank	Name	CC	Starting Number	Total Segment Score	Total Element Score	Program Component Score (factored)	Total Deductions							
16	JANULEVICIUTE Inga	LTU	3	74.98	36.38	39.60	-1.00							
#	Executed Elements	Info	Base Value	GOE	J1	J2	J3	J4	J5	J6	J7	J8	J9	Scores of Panel
1	2A+2T		4.60	0.20	0	1	1	1	0	0	0	-	-	4.80
2	3Lz		6.00	-2.10	-3	-3	-3	-3	-3	-3	-3	-	-	3.90
3	3Fe<	e	3.20	-1.40	-2	-2	-2	-2	-2	-2	-2	-	-	1.80
4	CCoSp3p3		3.00	0.20	1	1	0	0	1	0	0	-	-	3.20
5	3S<+1Lo<<+2S	<<	4.30	-1.68	-2	-2	-2	-3	-3	-2	-3	-	-	2.62
6	3Lz<<+SEQ	<<	1.85 x	-0.84	-3	-2	-3	-3	-3	-2	-3	-	-	1.01
7	StSq2		2.60	0.00	0	0	0	-1	0	0	0	-	-	2.60
8	3S		4.62 x	0.00	0	0	0	0	0	0	0	-	-	4.62
9	2A		3.63 x	0.00	0	0	0	0	0	0	0	-	-	3.63
10	LSp3		2.40	0.10	0	0	1	0	1	0	0	-	-	2.50
11	ChSq1		2.00	0.70	1	1	2	1	1	1	1	-	-	2.70
12	FCSp3		2.80	0.20	0	1	1	0	1	-1	0	-	-	3.00
<b>41.00</b>													<b>36.38</b>	
Program Components				Factor										
Skating Skills				1.60	5.25	5.75	5.25	4.50	4.75	5.00	4.50	-	-	4.95
Transitions / Linking Footwork / Movement				1.60	5.25	5.25	5.00	3.75	4.00	4.75	4.75	-	-	4.75
Performance / Execution				1.60	5.25	5.50	5.25	4.25	4.25	5.25	5.00	-	-	5.00
Choreography / Composition				1.60	5.00	5.75	5.25	3.50	4.50	5.00	5.00	-	-	4.95
Interpretation				1.60	5.25	5.75	5.50	4.00	4.50	5.00	5.25	-	-	5.10
Judges Total Program Component Score (factored)														39.60
<b>Deductions:</b>				Falls:	-1.00							-1.00		



### Judges Details Per Skater

Rank	Name	CC	Starting Number	Total Segment Score	Total Element Score	Program Component Score (factored)	Total Deductions								
17	HAMUI Reyna	MEX	7	73.11	32.91	41.20	-1.00								
#	Executed Elements	Info	Base Value	GOE	J1	J2	J3	J4	J5	J6	J7	J8	J9	Scores of Panel	
1	3S+2T<	<	5.10	-0.70	-1	-1	-1	0	-1	-1	-1	-	-	4.40	
2	3T+2T		5.40	0.00	0	0	0	0	0	-1	1	-	-	5.40	
3	1Lo		0.50	-0.10	-2	0	-1	-1	-1	-1	-1	-	-	0.40	
4	FCCoSp3p4		3.50	0.10	0	1	0	0	1	0	0	-	-	3.60	
5	1A		1.10	0.00	0	0	0	1	0	0	-1	-	-	1.10	
6	StSq2		2.60	0.30	1	0	0	1	1	-1	1	-	-	2.90	
7	3T		4.51	x -1.12	-2	-2	-1	-1	-1	-2	-2	-	-	3.39	
8	CCoSp3p3		3.00	0.50	1	1	1	1	2	0	1	-	-	3.50	
9	2S		1.43	x 0.00	0	0	0	0	0	0	0	-	-	1.43	
10	2A<	<	2.53	x -1.50	-3	-3	-3	-3	-3	-3	-3	-	-	1.03	
11	ChSq1		2.00	0.56	2	1	0	0	1	1	1	-	-	2.56	
12	LSp4		2.70	0.50	2	1	1	1	1	1	1	-	-	3.20	
<b>34.37</b>														<b>32.91</b>	
Program Components				Factor											
Skating Skills				1.60	5.25	6.25	4.50	5.00	5.25	5.25	5.50	-	-	5.25	
Transitions / Linking Footwork / Movement				1.60	5.50	5.50	4.75	4.75	4.75	5.00	5.00	-	-	5.00	
Performance / Execution				1.60	5.50	6.00	4.75	5.25	4.75	5.00	5.25	-	-	5.15	
Choreography / Composition				1.60	5.50	6.00	4.75	4.50	5.00	4.75	5.25	-	-	5.05	
Interpretation				1.60	5.25	6.25	5.25	5.25	5.25	5.00	5.50	-	-	5.30	
Judges Total Program Component Score (factored)														<b>41.20</b>	
Deductions:				Falls:	-1.00										<b>-1.00</b>

Rank	Name	CC	Starting Number	Total Segment Score	Total Element Score	Program Component Score (factored)	Total Deductions							
18	KUNOVA Alexandra	SVK	10	70.84	30.76	40.08	0.00							
#	Executed Elements	Info	Base Value	GOE	J1	J2	J3	J4	J5	J6	J7	J8	J9	Scores of Panel
1	2A		3.30	0.00	0	0	1	0	0	0	0	-	-	3.30
2	3Lz<<	<<	2.10	-0.78	-2	-2	-3	-3	-3	-2	-3	-	-	1.32
3	3S		4.20	0.00	0	1	0	0	0	0	0	-	-	4.20
4	3T		4.10	0.14	0	0	1	1	0	-1	0	-	-	4.24
5	CCoSp3p3		3.00	-0.06	0	1	0	0	0	-1	-2	-	-	2.94
6	ChSq1		2.00	0.04	0	1	0	1	0	-2	-1	-	-	2.04
7	3S+1Lo<<+2S	<<	6.05	x -1.54	-3	-2	-2	-2	-2	-2	-3	-	-	4.51
8	2T+2T<	<	2.42	x -0.36	-2	-2	-1	-1	-2	-2	-2	-	-	2.06
9	FSSpBV1		1.20	-0.36	0	0	-2	-2	0	-2	-2	-	-	0.84
10	StSq1		1.80	-0.18	0	0	-2	-1	0	-1	-1	-	-	1.62
11	2A<	<	2.53	x -0.50	-1	-1	-1	-1	-1	0	-2	-	-	2.03
12	LSp2		1.90	-0.24	-1	-1	-1	-2	0	-1	0	-	-	1.66
<b>34.60</b>														<b>30.76</b>
Program Components				Factor										
Skating Skills				1.60	5.00	6.75	5.50	5.00	5.25	4.75	5.25	-	-	5.20
Transitions / Linking Footwork / Movement				1.60	5.00	6.25	4.75	5.00	4.75	5.00	5.25	-	-	5.00
Performance / Execution				1.60	5.00	6.50	4.75	5.25	4.75	4.75	4.75	-	-	4.90
Choreography / Composition				1.60	5.25	6.75	5.00	5.00	5.00	5.00	5.00	-	-	5.05
Interpretation				1.60	5.00	6.75	4.50	4.75	4.75	5.00	5.00	-	-	4.90
Judges Total Program Component Score (factored)														<b>40.08</b>
Deductions:														<b>0.00</b>



### Judges Details Per Skater

Rank	Name	CC	Starting Number	Total Segment Score	Total Element Score	Program Component Score (factored)	Total Deductions							
19	ATABEY Birce	TUR	5	70.34	34.74	35.60	0.00							
#	Executed Elements	Info	Base Value	GOE	J1	J2	J3	J4	J5	J6	J7	J8	J9	Scores of Panel
1	2A+3T		7.40	-0.84	-2	-1	-1	-1	-1	-2	-1	-	-	6.56
2	1Lz	!	0.60	-0.26	-3	-1	-3	-2	-2	-3	-3	-	-	0.34
3	3T		4.10	0.00	0	0	0	0	0	0	1	-	-	4.10
4	3S+2T		5.50	0.00	0	0	-1	0	0	0	0	-	-	5.50
5	FCCoSp3p2		2.50	0.00	-1	0	0	0	0	0	0	-	-	2.50
6	2S		1.30	-0.04	-1	0	0	0	0	0	-1	-	-	1.26
7	2A+1Lo+2S		5.61	x -0.10	-2	0	0	0	0	-1	0	-	-	5.51
8	ChSq1		2.00	-0.20	-1	0	0	-1	0	-1	0	-	-	1.80
9	2F	!	2.09	x -0.30	-1	-1	0	-1	-1	-1	-1	-	-	1.79
10	FCSp1		1.90	0.00	0	0	1	0	0	0	0	-	-	1.90
11	CCoSp2p3		2.10	-0.18	-1	0	0	-1	0	-1	-1	-	-	1.92
12	StSq1		1.80	-0.24	-1	0	-1	-1	0	-2	-1	-	-	1.56
													<b>36.90</b>	<b>34.74</b>
Program Components				Factor										
Skating Skills				1.60	4.50	4.75	4.00	4.00	4.50	5.50	4.75	-	-	4.50
Transitions / Linking Footwork / Movement				1.60	4.75	4.50	4.50	3.75	4.25	4.75	4.75	-	-	4.55
Performance / Execution				1.60	4.50	4.50	4.00	3.75	4.00	5.00	4.50	-	-	4.30
Choreography / Composition				1.60	4.25	4.25	4.25	4.00	4.50	5.00	5.00	-	-	4.45
Interpretation				1.60	4.50	4.25	4.75	3.75	4.25	4.50	4.75	-	-	4.45
Judges Total Program Component Score (factored)														<b>35.60</b>
Deductions:														<b>0.00</b>

Rank	Name	CC	Starting Number	Total Segment Score	Total Element Score	Program Component Score (factored)	Total Deductions								
20	PAPP Beata	FIN	8	69.64	29.28	41.36	-1.00								
#	Executed Elements	Info	Base Value	GOE	J1	J2	J3	J4	J5	J6	J7	J8	J9	Scores of Panel	
1	3T		4.10	-1.40	-2	-2	-3	-1	-2	-2	-2	-	-	2.70	
2	3S+2T+1Lo<<	<<	5.50	-1.40	-2	-2	-2	-2	-2	-1	-2	-	-	4.10	
3	3Lo<	<	3.60	-2.10	-3	-3	-3	-3	-3	-3	-3	-	-	1.50	
4	FCSp2		2.30	-0.18	0	1	-1	-1	0	-1	-2	-	-	2.12	
5	StSq2		2.60	0.30	1	1	0	0	1	-1	1	-	-	2.90	
6	2T		1.43	x 0.04	0	0	1	0	0	1	0	-	-	1.47	
7	2S		1.43	x 0.00	0	0	0	1	0	0	0	-	-	1.43	
8	2A		3.63	x 0.10	1	1	0	0	0	0	0	-	-	3.73	
9	FCCoSp		0.00	0.00	-	-	-	-	-	-	-	-	-	0.00	
10	2A+2Lo		5.61	x -0.50	-1	0	-1	0	-1	-2	-2	-	-	5.11	
11	CCoSp3p2		2.50	-0.18	0	0	-1	-1	0	-1	-1	-	-	2.32	
12	ChSq1		2.00	-0.10	0	1	0	-1	0	-1	0	-	-	1.90	
													<b>34.70</b>	<b>29.28</b>	
Program Components				Factor											
Skating Skills				1.60	5.50	6.75	5.00	5.50	5.25	5.25	5.50	-	-	5.40	
Transitions / Linking Footwork / Movement				1.60	5.00	6.50	4.75	4.50	4.75	4.75	4.75	-	-	4.80	
Performance / Execution				1.60	5.50	6.75	5.25	5.50	4.75	5.00	5.00	-	-	5.25	
Choreography / Composition				1.60	5.50	6.75	5.00	4.75	5.25	5.00	5.00	-	-	5.15	
Interpretation				1.60	5.50	6.75	5.00	5.25	5.25	5.00	5.25	-	-	5.25	
Judges Total Program Component Score (factored)														<b>41.36</b>	
Deductions:				Falls:	-1.00										<b>-1.00</b>



### Judges Details Per Skater

Rank	Name	CC	Starting Number	Total Segment Score	Total Element Score	Program Component Score (factored)	Total Deductions								
21	BRESSANUTTI Carol	ITA	11	66.87	24.39	42.48	0.00								
#	Executed Elements	Info	Base Value	GOE	J1	J2	J3	J4	J5	J6	J7	J8	J9	Scores of Panel	
1	3S<<	<<	1.30	-0.60	-3	-2	-3	-3	-3	-3	-3	-	-	0.70	
2	1A		1.10	0.00	0	0	0	0	0	0	0	-	-	1.10	
3	3T<+2T	<	4.30	-1.82	-2	-1	-3	-3	-2	-3	-3	-	-	2.48	
4	2Lo		1.80	0.00	0	0	0	0	0	0	0	-	-	1.80	
5	LSp3		2.40	0.40	2	1	1	0	1	-1	1	-	-	2.80	
6	3S<<+REP	<<	1.00	-0.60	-3	-3	-3	-3	-3	-3	-3	-	-	0.40	
7	FCSp1V1		1.30	-0.08	2	1	0	-1	0	-2	-2	-	-	1.22	
8	1A		1.21	0.00	0	0	0	0	0	0	0	-	-	1.21	
9	StSq3		3.30	0.50	1	1	1	1	1	1	0	-	-	3.80	
10	3T<	<	3.30	-1.68	-2	-2	-3	-3	-3	-2	0	-	-	1.62	
11	ChSq1		2.00	1.26	2	2	2	1	1	2	2	-	-	3.26	
12	CCoSp3p4		3.50	0.50	2	1	1	1	1	0	1	-	-	4.00	
<b>26.51</b>														<b>24.39</b>	
Program Components				Factor											
Skating Skills				1.60	5.50	7.25	5.25	4.75	5.00	5.00	5.25	-	-		5.20
Transitions / Linking Footwork / Movement				1.60	5.25	6.50	5.25	4.75	4.50	5.50	5.00	-	-		5.15
Performance / Execution				1.60	5.75	6.75	5.00	5.50	4.50	5.25	5.00	-	-		5.30
Choreography / Composition				1.60	5.50	7.00	5.25	5.50	4.75	5.25	5.50	-	-		5.40
Interpretation				1.60	5.75	7.00	5.50	5.75	4.75	5.25	5.25	-	-		5.50
Judges Total Program Component Score (factored)														<b>42.48</b>	
Deductions:														<b>0.00</b>	

Rank	Name	CC	Starting Number	Total Segment Score	Total Element Score	Program Component Score (factored)	Total Deductions								
22	MARAIS Lejeanne	RSA	2	63.47	27.95	37.52	-2.00								
#	Executed Elements	Info	Base Value	GOE	J1	J2	J3	J4	J5	J6	J7	J8	J9	Scores of Panel	
1	3Lo<	<	3.60	-0.70	-1	-1	-1	-1	-1	-1	-1	-	-	2.90	
2	2A<<	<<	1.10	-0.60	-3	-3	-3	-3	-3	-3	-3	-	-	0.50	
3	1Lo+3S<	<	3.50	-2.10	-3	-3	-3	-3	-3	-3	-3	-	-	1.40	
4	CCoSp2p2		1.80	0.00	0	0	1	0	0	0	0	-	-	1.80	
5	StSq2		2.60	0.00	0	0	0	0	0	1	0	-	-	2.60	
6	2Lze+2T	e	3.08	-0.42	-2	-1	-1	-1	-2	-1	-3	-	-	2.66	
7	2A		3.63	-0.90	-2	-2	-2	-1	-2	-1	-2	-	-	2.73	
8	2F+1Lo+2S		4.07	-0.06	0	0	0	-1	0	-1	0	-	-	4.01	
9	2F		2.09	0.06	0	0	1	1	0	0	0	-	-	2.15	
10	ChSq1		2.00	-0.20	-1	0	0	-1	0	-2	0	-	-	1.80	
11	FSSp3V1		1.80	0.10	0	0	1	0	1	0	0	-	-	1.90	
12	FCCoSp3p4		3.50	0.00	1	0	0	-1	0	0	0	-	-	3.50	
<b>32.77</b>														<b>27.95</b>	
Program Components				Factor											
Skating Skills				1.60	5.00	5.00	5.50	3.75	4.50	4.75	5.25	-	-		4.90
Transitions / Linking Footwork / Movement				1.60	5.25	4.50	4.50	3.75	4.25	4.00	4.50	-	-		4.35
Performance / Execution				1.60	5.00	4.75	5.00	4.25	4.25	4.50	4.75	-	-		4.65
Choreography / Composition				1.60	5.00	5.00	4.75	4.00	4.50	4.50	5.00	-	-		4.75
Interpretation				1.60	5.25	5.00	5.00	4.00	4.25	4.75	5.00	-	-		4.80
Judges Total Program Component Score (factored)														<b>37.52</b>	
Deductions:				Falls:	-2.00										<b>-2.00</b>



### Judges Details Per Skater

Rank	Name	CC	Starting Number	Total Segment Score	Total Element Score	Program Component Score (factored)	Total Deductions							
23	ROUT Alexandra	NZL	6	61.96	25.00	36.96	0.00							
#	Executed Elements	Info	Base Value	GOE	J1	J2	J3	J4	J5	J6	J7	J8	J9	Scores of Panel
1	2A+2T		4.60	0.00	0	0	0	0	0	0	0	-	-	4.60
2	3S<<+2T<	<<	2.20	-0.48	-2	-2	-3	-3	-2	-2	-3	-	-	1.72
3	2F		1.90	0.00	0	0	0	0	0	0	-1	-	-	1.90
4	CCoSp3p4		3.50	0.20	1	0	0	1	1	-1	0	-	-	3.70
5	1Lz		0.60	0.00	0	0	0	0	0	0	0	-	-	0.60
6	2A<	<	2.30	-0.80	-2	-1	-2	-1	-2	-1	-2	-	-	1.50
7	FSSp3		2.60	0.40	1	1	1	1	1	0	0	-	-	3.00
8	3S<<	<<	1.43 x	-0.40	-2	-2	-2	-2	-2	-2	-2	-	-	1.03
9	2Lz<<+1Lo	<<	1.21 x	-0.20	-2	-2	-2	-2	-2	-2	-3	-	-	1.01
10	StSq1		1.80	-0.06	0	0	1	-1	0	-1	0	-	-	1.74
11	ChSq1		2.00	-0.10	0	0	0	-1	0	-1	0	-	-	1.90
12	CSSp2		2.30	0.00	0	0	0	0	0	0	1	-	-	2.30
<b>26.44</b>													<b>25.00</b>	
Program Components				Factor										
Skating Skills				1.60	4.75	5.75	4.75	4.75	4.75	5.00	5.25	-	-	4.90
Transitions / Linking Footwork / Movement				1.60	4.50	5.25	4.50	4.00	4.25	4.50	4.50	-	-	4.45
Performance / Execution				1.60	4.75	5.25	4.25	4.25	4.50	4.75	4.50	-	-	4.55
Choreography / Composition				1.60	4.50	5.25	4.50	4.25	4.75	4.75	5.00	-	-	4.70
Interpretation				1.60	4.50	5.25	4.00	4.00	4.50	4.50	5.00	-	-	4.50
Judges Total Program Component Score (factored)														<b>36.96</b>
Deductions:														<b>0.00</b>

Rank	Name	CC	Starting Number	Total Segment Score	Total Element Score	Program Component Score (factored)	Total Deductions								
24	ZAKHARANKA Kristina	BLR	1	56.94	22.94	36.00	-2.00								
#	Executed Elements	Info	Base Value	GOE	J1	J2	J3	J4	J5	J6	J7	J8	J9	Scores of Panel	
1	3S<<	<<	1.30	-0.60	-3	-3	-3	-3	-3	-3	-3	-	-	0.70	
2	2A<	<	2.30	-0.70	-1	-1	-1	-2	-2	-1	-2	-	-	1.60	
3	2A<	<	2.30	-0.50	-1	-1	-1	-2	-1	-1	-1	-	-	1.80	
4	StSq1		1.80	0.00	0	0	0	0	0	0	0	-	-	1.80	
5	1S		0.40	-0.26	-3	-1	-3	-3	-2	-3	-2	-	-	0.14	
6	2F<	<	1.40	-0.90	-3	-3	-3	-3	-3	-3	-3	-	-	0.50	
7	CCoSp3p3		3.00	-0.06	1	0	0	-1	0	-1	0	-	-	2.94	
8	2F+2T		3.52 x	0.00	0	0	0	0	0	0	-1	-	-	3.52	
9	2Lo		1.98 x	-0.66	-3	-2	-3	-2	-2	-2	-2	-	-	1.32	
10	LSp4		2.70	0.30	1	0	1	1	1	0	0	-	-	3.00	
11	ChSq1		2.00	0.42	0	1	1	0	0	1	1	-	-	2.42	
12	FCSp3		2.80	0.40	1	1	1	0	1	0	1	-	-	3.20	
<b>25.50</b>													<b>22.94</b>		
Program Components				Factor											
Skating Skills				1.60	5.00	4.75	4.75	4.00	4.50	4.75	4.75	-	-	4.70	
Transitions / Linking Footwork / Movement				1.60	5.00	4.50	3.75	3.50	4.00	4.00	4.50	-	-	4.15	
Performance / Execution				1.60	5.00	4.50	4.25	3.75	4.00	4.50	5.00	-	-	4.45	
Choreography / Composition				1.60	5.25	4.75	4.00	4.00	4.25	4.75	5.00	-	-	4.55	
Interpretation				1.60	5.00	4.75	4.75	3.75	4.25	4.50	5.25	-	-	4.65	
Judges Total Program Component Score (factored)														<b>36.00</b>	
Deductions:				Falls:	-2.00										<b>-2.00</b>

#### LEGEND

GOE	Grade of Execution	x	Credit for highlight distribution, base value multiplied by 1.1	!	Not clear edge
		e	Wrong edge		
<	Under-rotated jump	<<	Downgraded jump		



WINTER  
UNIVERSIADE  
GRANADA 2015



RESULT BOOK

# FIGURE SKATING

Men



## Protocol Head Page

	4 FEB 2015	11:00	Short Program
	5 FEB 2015	16:45	Free Skating

Size of Skating Area	:	30m*60m
Ice Conditions	:	very good
Number of Entries	:	31
Number of Participants	:	29

Entry Withdrawn	:	BESSEGHIER Chafik	FRA
		IGNATENKO Pavel	BLR

<b>Short Program</b>			
Duration	:	2:50	Max.
<b>Program Component Factors</b>	:	Skating Skills	1.00
		Transitions/Linking Footwork/Movement	1.00
		Performance/Execution	1.00
		Choreography/Composition	1.00
		Interpretation	1.00

<b>Free Skating</b>			
Duration	:	4:30	+/- 10 seconds
<b>Program Component Factors</b>	:	Skating Skills	2.00
		Transitions/Linking Footwork/Movement	2.00
		Performance/Execution	2.00
		Choreography/Composition	2.00
		Interpretation	2.00





## Entry List By Event


As of TUE 03 FEB 2015

Sequence	Name	Date of Birth	CC	ISU World Standings	
				Rank	Points
1	IONIAN Mario-Rafael	14 OCT 1990	AUT	0	0
2	KOLL Manuel	14 SEP 1987	AUT	0	0
3	KARPUK Anton	21 JAN 1997	BLR	0	0
4	LIU Jiaying	13 MAY 1993	CHN	0	0
5	SONG Nan	09 AUG 1990	CHN	0	0
6	KASKA Pavel	25 MAY 1988	CZE	0	0
7	MONTOYA Felipe	30 AUG 1990	ESP	0	0
8	RAYA Javier	20 APR 1991	ESP	0	0
9	PAPP Bela	09 MAR 1994	FIN	0	0
10	VIRTANEN Valtter	04 JUN 1987	FIN	0	0
11	PONSART Romain	27 APR 1992	FRA	0	0
12	PARRY-EVANS Charles	09 APR 1995	GBR	0	0
13	LIEBERS Peter	16 APR 1988	GER	0	0
14	LAM Ronald	13 FEB 1991	HKG	0	0
15	LEUNG Kwun Hung	29 JAN 1992	HKG	0	0
16	FORGO Kristof	07 DEC 1993	HUN	0	0
17	ZANDRON Maurizio	15 NOV 1992	ITA	0	0
18	HINO Ryuju	12 FEB 1995	JPN	0	0
19	KOZUKA Takahiko	27 FEB 1989	JPN	0	0
20	RAKIMGALIEV Abzal	25 MAY 1992	KAZ	0	0
21	DYMOWSKI Kamil	09 AUG 1995	POL	0	0
22	GACHINSKI Artur	13 AUG 1993	RUS	0	0
23	GORSHKOV Gordei	11 FEB 1993	RUS	0	0
24	KVITELASHVILI Moris	17 MAR 1995	RUS	0	0
25	WALKER Stephane	25 DEC 1990	SUI	0	0
26	BJORK Marcus	07 AUG 1994	SWE	0	0
27	SPIEGL Ondrej	10 JUL 1993	SWE	0	0
28	ARTAN Engin Ali	12 SEP 1992	TUR	0	0
29	DEMIRBOGA Ali	02 AUG 1990	TUR	0	0

### NOTE

Entry data may be updated until the start of competition.

For the complete list of ISU World Standings please refer to [www.isu.org](http://www.isu.org).

Timing and Results provided by  TISSOT



## Results

Rank	Name	CC	Total Score	SP	FS
1	LIEBERS Peter	GER	223.74	4	1
2	KOZUKA Takahiko	JPN	217.70	1	3
3	GACHINSKI Artur	RUS	216.59	2	2
4	SONG Nan	CHN	209.41	3	6
5	GORSHKOV Gordei	RUS	203.16	5	5
6	LAM Ronald	HKG	196.57	7	7
7	KVITELASHVILI Moris	RUS	193.34	14	4
8	HINO Ryuju	JPN	186.30	11	8
9	PONSART Romain	FRA	182.73	9	9
10	LIU Jiaxing	CHN	181.98	8	10
11	RAYA Javier	ESP	180.26	6	13
12	KASKA Pavel	CZE	173.87	12	11
13	WALKER Stephane	SUI	173.65	10	12
14	SPIEGL Ondrej	SWE	166.78	16	14
15	VIRTANEN Valtter	FIN	165.41	13	16
16	RAKIMGALIEV Abzal	KAZ	161.52	20	15
17	BJORK Marcus	SWE	158.43	18	17
18	ZANDRON Maurizio	ITA	154.22	17	20
19	IONIAN Mario-Rafael	AUT	151.33	22	18
20	FORGO Kristof	HUN	148.76	24	19
21	MONTOYA Felipe	ESP	145.92	21	21
22	ARTAN Engin Ali	TUR	144.76	19	22
23	KOLL Manuel	AUT	137.02	15	23
24	LEUNG Kwun Hung	HKG	119.69	23	24
Final not Reached					
	DYMOWSKI Kamil	POL	46.20	25	
	PARRY-EVANS Charles	GBR	45.35	26	
	PAPP Bela	FIN	44.82	27	
	KARPUK Anton	BLR	43.61	28	
	DEMIRBOGA Ali	TUR	41.86	29	

BARBACCI LEVY Diana, ISU

Referee


TAUCHMANOVA Vera, ISU

Technical Controller

### LEGEND

FS Free Skating

SP Short Program

Timing and Results provided by  TISSOT



## Medallists

Medal	Name	Country
GOLD	LIEBERS Peter	GER - Germany
SILVER	KOZUKA Takahiko	JPN - Japan
BRONZE	GACHINSKI Artur	RUS - Russia



## Start List With Times

Start Time	Finish Time	Starting Number	Name	CC
11:00:00	11:07:00		<b>Warm-Up Group 1</b>	
11:07:30	11:14:00	1	BJORK Marcus	SWE
11:14:00	11:20:30	2	KOZUKA Takahiko	JPN
11:20:30	11:27:00	3	FORGO Kristof	HUN
11:27:00	11:33:30	4	KASKA Pavel	CZE
11:33:30	11:40:00	5	RAKIMGALIEV Abzal	KAZ
11:40:00	11:47:00		<b>Warm-Up Group 2</b>	
11:47:30	11:54:00	6	SPIEGL Ondrej	SWE
11:54:00	12:00:30	7	KOLL Manuel	AUT
12:00:30	12:07:00	8	LIU Jiaxing	CHN
12:07:00	12:13:30	9	LIEBERS Peter	GER
12:13:30	12:20:00	10	GORSHKOV Gordei	RUS
12:20:00	12:26:30	11	SONG Nan	CHN
12:26:30	12:41:30		<b>Resurfacing of the Ice</b>	
12:41:30	12:48:30		<b>Warm-Up Group 3</b>	
12:49:00	12:55:30	12	DEMIRBOGA Ali	TUR
12:55:30	13:02:00	13	DYMOWSKI Kamil	POL
13:02:00	13:08:30	14	WALKER Stephane	SUI
13:08:30	13:15:00	15	IONIAN Mario-Rafael	AUT
13:15:00	13:21:30	16	HINO Ryuju	JPN
13:21:30	13:28:00	17	KARPUK Anton	BLR
13:28:00	13:35:00		<b>Warm-Up Group 4</b>	
13:35:30	13:42:00	18	MONTOYA Felipe	ESP
13:42:00	13:48:30	19	LEUNG Kwun Hung	HKG
13:48:30	13:55:00	20	PONSART Romain	FRA
13:55:00	14:01:30	21	ARTAN Engin Ali	TUR
14:01:30	14:08:00	22	GACHINSKI Artur	RUS
14:08:00	14:14:30	23	KVITELASHVILI Moris	RUS
14:14:30	14:29:30		<b>Resurfacing of the Ice</b>	
14:29:30	14:36:30		<b>Warm-Up Group 5</b>	
14:37:00	14:43:30	24	RAYA Javier	ESP
14:43:30	14:50:00	25	LAM Ronald	HKG
14:50:00	14:56:30	26	PARRY-EVANS Charles	GBR
14:56:30	15:03:00	27	VIRTANEN Valtter	FIN
15:03:00	15:09:30	28	ZANDRON Maurizio	ITA
15:09:30	15:16:00	29	PAPP Bela	FIN

### NOTE

This time schedule is based on the timing intervals listed below, but is subject to change:


Resurfacing: 15:00

Warm-Up: 6:00

Duration of Skating: 2:50 maximum

Judging First: 3:10

Judging Last: 3:10

Timing and Results provided by  TISSOT



## Planned Program Content

<b>1 BJORK Marcus</b>			<b>SWE</b>		
Coach: L. Vince, E. Magnusson					
Music: Kismet by Bond					
Element Number	Name	Description	Element Number	Name	Description
1	3Lo	Triple Loop	5	StSq	Step Sequence
2	3Lz+3T	Triple Lutz+Triple Toeloop	6	FCSp	Fly. Camel Spin
3	3A	Triple Axel	7	CSSp	Change Foot Sit Spin
4	CCoSp	Change Foot Combination Spin			
<b>2 KOZUKA Takahiko</b>			<b>JPN</b>		
Coach: Nobuo Sato, Yuka Sato					
Music: A Evaristo Carriego by Luis Bravo					
Element Number	Name	Description	Element Number	Name	Description
1	4T	Quad Toeloop	5	3Lz+3T	Triple Lutz+Triple Toeloop
2	3A	Triple Axel	6	StSq	Step Sequence
3	CCSp	Change Foot Camel Spin	7	CCoSp	Change Foot Combination Spin
4	FSSp	Fly. Sit Spin			
<b>3 FORGO Kristof</b>			<b>HUN</b>		
Coach: Z. Kulcsar, Z. Toth					
Music: Yo Soy Maria performed by Quinteto Angel					
Element Number	Name	Description	Element Number	Name	Description
1	3T+3T	Triple Toeloop+Triple Toeloop	5	StSq	Step Sequence
2	3F	Triple Flip	6	CCoSp	Change Foot Combination Spin
3	FCSp	Fly. Camel Spin	7	CSSp	Change Foot Sit Spin
4	2A	Double Axel			
<b>4 KASKA Pavel</b>			<b>CZE</b>		
Coach: Vlasta Koprivova					
Music: Wrath of the Sea by Two Steps from Hell					
Element Number	Name	Description	Element Number	Name	Description
1	3Lz	Triple Lutz	5	StSq	Step Sequence
2	3T+3T	Triple Toeloop+Triple Toeloop	6	FSSp	Fly. Sit Spin
3	2A	Double Axel	7	CCSp	Change Foot Camel Spin
4	CCoSp	Change Foot Combination Spin			
<b>5 RAKIMGALIEV Abzal</b>			<b>KAZ</b>		
Coach: Nikolai Morozov					
Music: He Lives in You (The Lion King musical)					
Element Number	Name	Description	Element Number	Name	Description
1	3S+3T	Triple Salchow+Triple Toeloop	5	StSq	Step Sequence
2	3A	Triple Axel	6	CCoSp	Change Foot Combination Spin
3	3Lo	Triple Loop	7	CSSp	Change Foot Sit Spin
4	FCSp	Fly. Camel Spin			



## Planned Program Content

<b>6 SPIEGL Ondrej</b>			<b>SWE</b>		
Coach: Alan Spiegl					
Music: Swan Lake Reloaded					
Element Number	Name	Description	Element Number	Name	Description
1	3A	Triple Axel	5	StSq	Step Sequence
2	3T+3T	Triple Toeloop+Triple Toeloop	6	3S	Triple Salchow
3	FCSp	Fly. Camel Spin	7	CCoSp	Change Foot Combination Spin
4	CSSp	Change Foot Sit Spin			
<b>7 KOLL Manuel</b>			<b>AUT</b>		
Coach: Ursula Koll, Claudia Koll					
Music: Der Dritte Mann by Anton Karas					
Element Number	Name	Description	Element Number	Name	Description
1	3Lz+3T	Triple Lutz+Triple Toeloop	5	2A	Double Axel
2	3S	Triple Salchow	6	CoSp	Combination Spin
3	FCSp	Fly. Camel Spin	7	CCoSp	Change Foot Combination Spin
4	StSq	Step Sequence			
<b>8 LIU Jiaying</b>			<b>CHN</b>		
Coach: Lijie Yu					
Music: Fever, Oye Negre					
Element Number	Name	Description	Element Number	Name	Description
1	3Lz+3T	Triple Lutz+Triple Toeloop	5	CSSp	Change Foot Sit Spin
2	4T	Quad Toeloop	6	StSq	Step Sequence
3	FCSp	Fly. Camel Spin	7	CCoSp	Change Foot Combination Spin
4	2A	Double Axel			
<b>9 LIEBERS Peter</b>			<b>GER</b>		
Coach: Viola Striegler					
Music: Clocks by Coldplay					
Element Number	Name	Description	Element Number	Name	Description
1	3F+3T	Triple Flip+Triple Toeloop	5	FCSp	Fly. Camel Spin
2	3A	Triple Axel	6	StSq	Step Sequence
3	CSSp	Change Foot Sit Spin	7	CCoSp	Change Foot Combination Spin
4	3Lz	Triple Lutz			
<b>10 GORSHKOV Gordei</b>			<b>RUS</b>		
Coach: E. Rukavitsin, V. Molotov					
Music: Tosca Act 3 by Placido Domingo					
Element Number	Name	Description	Element Number	Name	Description
1	3A	Triple Axel	5	3Lo	Triple Loop
2	StSq	Step Sequence	6	CSSp	Change Foot Sit Spin
3	FCSp	Fly. Camel Spin	7	CCoSp	Change Foot Combination Spin
4	3Lz+3T	Triple Lutz+Triple Toeloop			



## Planned Program Content

<b>11 SONG Nan</b>			<b>CHN</b>		
Coach: Wei Li					
Music: Night Train					
Element Number	Name	Description	Element Number	Name	Description
1	4T+3T	Quad Toeloop+Triple Toeloop	5	CSSp	Change Foot Sit Spin
2	3A	Triple Axel	6	StSq	Step Sequence
3	FCSp	Fly. Camel Spin	7	CCoSp	Change Foot Combination Spin
4	3Lz	Triple Lutz			
<b>12 DEMIRBOGA Ali</b>			<b>TUR</b>		
Coach: Rana Belkis Gocmen					
Music: Schindler's List (OST) by John Williams					
Element Number	Name	Description	Element Number	Name	Description
1	3Lz+3T	Triple Lutz+Triple Toeloop	5	CCoSp	Change Foot Combination Spin
2	3Lo	Triple Loop	6	StSq	Step Sequence
3	FCSp	Fly. Camel Spin	7	CSSp	Change Foot Sit Spin
4	2A	Double Axel			
<b>13 DYMOWSKI Kamil</b>			<b>POL</b>		
Coach: Iwona Mydlarz-Chruscinska					
Music: Dirty Dancing (soundtrack)					
Element Number	Name	Description	Element Number	Name	Description
1	3A	Triple Axel	5	FCSp	Fly. Camel Spin
2	3S+3T	Triple Salchow+Triple Toeloop	6	StSq	Step Sequence
3	CCoSp	Change Foot Combination Spin	7	CSSp	Change Foot Sit Spin
4	3Lz	Triple Lutz			
<b>14 WALKER Stephane</b>			<b>SUI</b>		
Coach: Myriam Loriol-Oberwiler					
Music: Scene Finale from Swan Lake Tchaikovski					
Element Number	Name	Description	Element Number	Name	Description
1	3A	Triple Axel	5	StSq	Step Sequence
2	3Lz+3T	Triple Lutz+Triple Toeloop	6	FCSp	Fly. Camel Spin
3	3F	Triple Flip	7	CSSp	Change Foot Sit Spin
4	CCoSp	Change Foot Combination Spin			
<b>15 IONIAN Mario-Rafael</b>			<b>AUT</b>		
Coach: Elena Romanova					
Music: Miserlou					
Element Number	Name	Description	Element Number	Name	Description
1	3Lz	Triple Lutz	5	2A	Double Axel
2	3S+3T	Triple Salchow+Triple Toeloop	6	StSq	Step Sequence
3	FCSp	Fly. Camel Spin	7	CCoSp	Change Foot Combination Spin
4	CSSp	Change Foot Sit Spin			



## Planned Program Content

<b>16 HINO Ryuju</b>			<b>JPN</b>		
Coach: Hiroshi Nagakubo					
Music: Lunatico by Gotan Project					
Element Number	Name	Description	Element Number	Name	Description
1	3A	Triple Axel	5	CSSp	Change Foot Sit Spin
2	3Lz+3T	Triple Lutz+Triple Toeloop	6	StSq	Step Sequence
3	FCSp	Fly. Camel Spin	7	CCoSp	Change Foot Combination Spin
4	3F	Triple Flip			
<b>17 KARPUK Anton</b>			<b>BLR</b>		
Coach: M Koroliuk, O Kalenkovich					
Music: Shalandi polnye kefali					
Element Number	Name	Description	Element Number	Name	Description
1	2A	Double Axel	5	CCoSp	Change Foot Combination Spin
2	3Lz	Triple Lutz	6	StSq	Step Sequence
3	FCSp	Fly. Camel Spin	7	CSSp	Change Foot Sit Spin
4	3F+3T	Triple Flip+Triple Toeloop			
<b>18 MONTOYA Felipe</b>			<b>ESP</b>		
Coach: Jordi Lafarga					
Music: Hasta Que Te Conoci by Mana					
Element Number	Name	Description	Element Number	Name	Description
1	3T+3T	Triple Toeloop+Triple Toeloop	5	CSSp	Change Foot Sit Spin
2	3A	Triple Axel	6	CCoSp	Change Foot Combination Spin
3	FCSp	Fly. Camel Spin	7	StSq	Step Sequence
4	3Lz	Triple Lutz			
<b>19 LEUNG Kwun Hung</b>			<b>HKG</b>		
Coach: Craig Thomas Heath					
Music: Moonlight Sonata by Ludwig van Beethoven					
Element Number	Name	Description	Element Number	Name	Description
1	2A	Double Axel	5	3Lo	Triple Loop
2	3T+3T	Triple Toeloop+Triple Toeloop	6	StSq	Step Sequence
3	CCSp	Change Foot Camel Spin	7	CCoSp	Change Foot Combination Spin
4	FSSp	Fly. Sit Spin			
<b>20 PONSART Romain</b>			<b>FRA</b>		
Coach: A. Dumont, C. Glaise					
Music: Nessun Dorma Turandot by Puccini					
Element Number	Name	Description	Element Number	Name	Description
1	3A	Triple Axel	5	3Lz	Triple Lutz
2	FCSp	Fly. Camel Spin	6	CSSp	Change Foot Sit Spin
3	CCoSp	Change Foot Combination Spin	7	StSq	Step Sequence
4	3F+3T	Triple Flip+Triple Toeloop			





## Planned Program Content

<b>21 ARTAN Engin Ali</b>			<b>TUR</b>		
Coach: Gamze Iyiis Guener					
Music: Spring from Four Seasons by A.Piazzolla					
Element Number	Name	Description	Element Number	Name	Description
1	3A	Triple Axel	5	StSq	Step Sequence
2	3Lz	Triple Lutz	6	FCSp	Fly. Camel Spin
3	3T+3T	Triple Toeloop+Triple Toeloop	7	CCoSp	Change Foot Combination Spin
4	CSSp	Change Foot Sit Spin			
<b>22 GACHINSKI Artur</b>			<b>RUS</b>		
Coach: T. Tarasova, A. Uspenski					
Music: Cry Me a River by Michael Buble					
Element Number	Name	Description	Element Number	Name	Description
1	4T+3T	Quad Toeloop+Triple Toeloop	5	CCoSp	Change Foot Combination Spin
2	3Lz	Triple Lutz	6	StSq	Step Sequence
3	FCSp	Fly. Camel Spin	7	CCSp	Change Foot Camel Spin
4	3A	Triple Axel			
<b>23 KVITELASHVILI Moris</b>			<b>RUS</b>		
Coach: E. Tutberidze, S. Dudakov					
Music: Interview with the Vampire (soundtrack)					
Element Number	Name	Description	Element Number	Name	Description
1	3A	Triple Axel	5	3F	Triple Flip
2	4T+3T	Quad Toeloop+Triple Toeloop	6	FCSp	Fly. Camel Spin
3	CSSp	Change Foot Sit Spin	7	CCoSp	Change Foot Combination Spin
4	StSq	Step Sequence			
<b>24 RAYA Javier</b>			<b>ESP</b>		
Coach: Jordi Lafarga					
Music: Moulin Rouge (soundtrack)					
Element Number	Name	Description	Element Number	Name	Description
1	3A	Triple Axel	5	CSSp	Change Foot Sit Spin
2	3F+3T	Triple Flip+Triple Toeloop	6	StSq	Step Sequence
3	FCSp	Fly. Camel Spin	7	CCoSp	Change Foot Combination Spin
4	3Lz	Triple Lutz			
<b>25 LAM Ronald</b>			<b>HKG</b>		
Coach: Bruno Delmaestro					
Music: Rhapsody in Blue by George Gershwin					
Element Number	Name	Description	Element Number	Name	Description
1	4T+3T	Quad Toeloop+Triple Toeloop	5	FSSp	Fly. Sit Spin
2	3A	Triple Axel	6	StSq	Step Sequence
3	CCSp	Change Foot Camel Spin	7	CCoSp	Change Foot Combination Spin
4	3Lz	Triple Lutz			



## Planned Program Content

<b>26 PARRY-EVANS Charles</b>			<b>GBR</b>		
Coach: J. Sutcliffe, J. Ipakjan					
Music: Pink Panther, Austin Powers (Soundtrack)					
Element Number	Name	Description	Element Number	Name	Description
1	3T+3T	Triple Toeloop+Triple Toeloop	5	CCoSp	Change Foot Combination Spin
2	3Lo	Triple Loop	6	StSq	Step Sequence
3	CCSp	Change Foot Camel Spin	7	FSSp	Fly. Sit Spin
4	2A	Double Axel			
<b>27 VIRTANEN Valtter</b>			<b>FIN</b>		
Coach: Karel Fajfr, Frank Dehne					
Music: La vie en rose by Andrea Bocelli					
Element Number	Name	Description	Element Number	Name	Description
1	3T+3T	Triple Toeloop+Triple Toeloop	5	CCoSp	Change Foot Combination Spin
2	2A	Double Axel	6	StSq	Step Sequence
3	3Lo	Triple Loop	7	CSSp	Change Foot Sit Spin
4	FCSp	Fly. Camel Spin			
<b>28 ZANDRON Maurizio</b>			<b>ITA</b>		
Coach: Cristina Mauri					
Music: One Night at the Metropolis by Cook					
Element Number	Name	Description	Element Number	Name	Description
1	3A	Triple Axel	5	FSSp	Fly. Sit Spin
2	3S+3T	Triple Salchow+Triple Toeloop	6	StSq	Step Sequence
3	CCSp	Change Foot Camel Spin	7	CCoSp	Change Foot Combination Spin
4	3Lo	Triple Loop			
<b>29 PAPP Bela</b>			<b>FIN</b>		
Coach: B Delmaestro, K Champagne					
Music: St. James Infirmary, Tango de Roxanne					
Element Number	Name	Description	Element Number	Name	Description
1	3A	Triple Axel	5	CSSp	Change Foot Sit Spin
2	FCSp	Fly. Camel Spin	6	StSq	Step Sequence
3	3T+3T	Triple Toeloop+Triple Toeloop	7	CCoSp	Change Foot Combination Spin
4	3F	Triple Flip			



## Technical Panel and Panel of Judges

### Technical Panel

#### Function

#### Name

Technical Controller	TAUCHMANOVA Vera	ISU
Technical Specialist	ROSSOUKHI-SCHNEIDER Evelyn	ISU
Assistant Technical Specialist	KUZNETSOV Alexander	ISU

### Panel of Judges

#### Function

#### Name

Referee	BARBACCI LEVY Diana	ISU
Judge No.1	YOSHIZAWA Akira	JPN
Judge No.2	ORTEGA HERNANDEZ Adriana	ESP
Judge No.3	VIKARNE-HOMOLYA Zsuzsanna	HUN
Judge No.4	GUSKOV Yuri	KAZ
Judge No.5	CHOW Edward Ka-Yin	HKG
Judge No.6	PLESNIKOVA Zuzana	CZE
Judge No.7	BIGNARDI Elisabetta	ITA

### Data / Replay Operators

#### Function

#### Name

Data Operator	GRAGLIA Flavia	ISU
Replay Operator	WALDVOGEL Michael	ISU



## Segment Results

Rank	Name	CC	Total Segment Score
1	KOZUKA Takahiko	JPN	77.15 Q
2	GACHINSKI Artur	RUS	73.78 Q
3	SONG Nan	CHN	73.48 Q
4	LIEBERS Peter	GER	73.23 Q
5	GORSHKOV Gordei	RUS	66.31 Q
6	RAYA Javier	ESP	65.89 Q
7	LAM Ronald	HKG	65.20 Q
8	LIU Jiaxing	CHN	61.18 Q
9	PONSART Romain	FRA	59.15 Q
10	WALKER Stephane	SUI	59.00 Q
11	HINO Ryuju	JPN	58.92 Q
12	KASKA Pavel	CZE	56.44 Q
13	VIRTANEN Valtter	FIN	55.23 Q
14	KVITELASHVILI Moris	RUS	55.07 Q
15	KOLL Manuel	AUT	54.74 Q
16	SPIEGL Ondrej	SWE	54.22 Q
17	ZANDRON Maurizio	ITA	54.13 Q
18	BJORK Marcus	SWE	53.10 Q
19	ARTAN Engin Ali	TUR	51.52 Q
20	RAKIMGALIEV Abzal	KAZ	50.91 Q
21	MONTOYA Felipe	ESP	49.32 Q
22	IONIAN Mario-Rafael	AUT	48.27 Q
23	LEUNG Kwun Hung	HKG	47.84 Q
24	FORGO Kristof	HUN	46.89 Q
25	DYMOWSKI Kamil	POL	46.20
26	PARRY-EVANS Charles	GBR	45.35
27	PAPP Bela	FIN	44.82
28	KARPUK Anton	BLR	43.61
29	DEMIRBOGA Ali	TUR	41.86

BARBACCI LEVY Diana, ISU  
Referee

TAUCHMANOVA Vera, ISU  
Technical Controller

### LEGEND

Q Qualified for Free Skating



## Results Details

Rk	Name	CC	Total Segment Score	Total Element Score	Factored Total Component Score	Unfactored Program Component Scores					Total Deductions
						Skating Skills	Transitions /Linking Footwork	Performance /Execution	Choreography /Composition	Interpretation	
1	KOZUKA Takahiko	JPN	77.15	41.35	37.80	7.90	7.45	7.20	7.70	7.55	-2.00
2	GACHINSKI Artur	RUS	73.78	37.13	36.65	7.55	7.00	7.50	7.25	7.35	0.00
3	SONG Nan	CHN	73.48	40.38	33.10	6.70	6.40	6.75	6.60	6.65	0.00
4	LIEBERS Peter	GER	73.23	36.78	36.45	7.35	7.00	7.35	7.30	7.45	0.00
5	GORSHKOV Gordei	RUS	66.31	32.81	34.50	7.00	6.85	6.85	6.85	6.95	-1.00
6	RAYA Javier	ESP	65.89	35.29	30.60	6.20	5.75	6.35	6.10	6.20	0.00
7	LAM Ronald	HKG	65.20	35.20	31.00	6.40	5.75	6.20	6.35	6.30	-1.00
8	LIU Jiaying	CHN	61.18	29.43	31.75	6.50	6.00	6.35	6.40	6.50	0.00
9	PONSART Romain	FRA	59.15	30.50	29.65	6.15	5.50	5.85	6.05	6.10	-1.00
10	WALKER Stephane	SUI	59.00	32.20	27.80	5.60	5.25	5.85	5.50	5.60	-1.00
11	HINO Ryuju	JPN	58.92	30.87	29.05	6.05	5.70	5.85	5.80	5.65	-1.00
12	KASKA Pavel	CZE	56.44	29.94	26.50	5.55	4.90	5.45	5.35	5.25	0.00
13	VIRTANEN Valtter	FIN	55.23	27.08	28.15	5.90	5.45	5.50	5.75	5.55	0.00
14	KVITELASHVILI Moris	RUS	55.07	27.42	29.65	6.20	5.65	5.75	6.10	5.95	-2.00
15	KOLL Manuel	AUT	54.74	27.09	27.65	5.35	5.25	5.65	5.60	5.80	0.00
16	SPIEGL Ondrej	SWE	54.22	26.87	28.35	5.45	5.30	5.75	5.85	6.00	-1.00
17	ZANDRON Maurizio	ITA	54.13	27.43	26.70	5.45	5.15	5.30	5.40	5.40	0.00
18	BJORK Marcus	SWE	53.10	29.10	24.00	5.05	4.50	4.75	4.95	4.75	0.00
19	ARTAN Engin Ali	TUR	51.52	27.62	23.90	5.05	4.50	4.75	4.80	4.80	0.00
20	RAKIMGALIEV Abzal	KAZ	50.91	25.26	26.65	5.40	4.95	5.40	5.35	5.55	-1.00
21	MONTOYA Felipe	ESP	49.32	23.12	26.20	5.40	4.95	5.25	5.25	5.35	0.00
22	IONIAN Mario-Rafael	AUT	48.27	24.07	24.20	5.05	4.55	4.90	4.95	4.75	0.00
23	LEUNG Kwun Hung	HKG	47.84	23.84	25.00	5.10	4.80	5.05	4.95	5.10	-1.00
24	FORGO Kristof	HUN	46.89	21.14	25.75	5.30	4.95	5.15	5.10	5.25	0.00
25	DYMOWSKI Kamil	POL	46.20	23.50	23.70	4.90	4.55	4.85	4.65	4.75	-1.00
26	PARRY-EVANS Charles	GBR	45.35	24.15	22.20	4.65	4.20	4.40	4.45	4.50	-1.00
27	PAPP Bela	FIN	44.82	22.37	25.45	5.25	4.90	5.00	5.25	5.05	-3.00
28	KARPUK Anton	BLR	43.61	19.96	23.65	4.80	4.50	4.75	4.85	4.75	0.00
29	DEMIRBOGA Ali	TUR	41.86	19.21	22.65	4.65	4.40	4.50	4.55	4.55	0.00

### LEGEND

Rk Rank



### Judges Details Per Skater

Rank	Name	CC	Starting Number	Total Segment Score	Total Element Score	Program Score (factored)	Total Component Score (factored)	Total Deductions							
1	KOZUKA Takahiko	JPN	2	77.15	41.35		37.80	-2.00							
#	Executed Elements	Info	Base Value	GOE	J1	J2	J3	J4	J5	J6	J7	J8	J9	Scores of Panel	
1	4T		10.30	-3.00	-3	-3	-3	-3	-3	-3	-3	-	-	7.30	
2	3A		8.50	-3.00	-3	-3	-3	-3	-3	-3	-3	-	-	5.50	
3	CCSp3		2.80	0.40	1	1	0	2	1	1	0	-	-	3.20	
4	FSSp4		3.00	0.90	2	2	1	2	2	2	1	-	-	3.90	
5	3Lz+3T		11.11 x	0.84	1	1	2	2	1	1	1	-	-	11.95	
6	StSq4		3.90	1.40	2	1	2	2	2	2	2	-	-	5.30	
7	CCoSp3p4		3.50	0.70	2	1	1	2	2	1	1	-	-	4.20	
<b>43.11</b>													<b>41.35</b>		
Program Components				Factor											
Skating Skills				1.00	7.50	8.00	8.00	8.50	8.00	8.00	6.50	-	-		7.90
Transitions / Linking Footwork / Movement				1.00	7.25	7.25	7.25	8.00	7.75	7.75	6.00	-	-		7.45
Performance / Execution				1.00	7.25	7.00	6.75	7.50	7.50	8.00	5.75	-	-		7.20
Choreography / Composition				1.00	7.50	8.00	7.50	7.75	7.75	8.00	6.00	-	-		7.70
Interpretation				1.00	7.50	7.50	7.50	8.00	7.50	7.75	6.50	-	-		7.55
<b>Judges Total Program Component Score (factored)</b>													<b>37.80</b>		
<b>Deductions:</b>				Falls:	-2.00										<b>-2.00</b>

Rank	Name	CC	Starting Number	Total Segment Score	Total Element Score	Program Score (factored)	Total Component Score (factored)	Total Deductions							
2	GACHINSKI Artur	RUS	22	73.78	37.13		36.65	0.00							
#	Executed Elements	Info	Base Value	GOE	J1	J2	J3	J4	J5	J6	J7	J8	J9	Scores of Panel	
1	3T		4.10	-0.56	1	-2	0	1	-1	-2	-2	-	-	3.54	
2	3Lz+2T		7.30	0.14	0	0	1	1	0	0	0	-	-	7.44	
3	FCSp4		3.20	0.80	2	1	2	2	1	1	2	-	-	4.00	
4	3A		9.35 x	2.00	2	2	3	2	2	2	2	-	-	11.35	
5	CCoSp3p3		3.00	0.80	2	1	1	1	2	2	2	-	-	3.80	
6	StSq3		3.30	1.00	2	1	2	2	2	2	2	-	-	4.30	
7	CSSp2		2.30	0.40	1	0	1	2	1	1	0	-	-	2.70	
<b>32.55</b>													<b>37.13</b>		
Program Components				Factor											
Skating Skills				1.00	7.50	7.00	8.00	8.50	7.00	7.50	7.75	-	-		7.55
Transitions / Linking Footwork / Movement				1.00	7.25	6.50	7.00	8.25	6.50	7.25	7.00	-	-		7.00
Performance / Execution				1.00	7.50	7.25	8.00	8.50	7.25	7.50	7.25	-	-		7.50
Choreography / Composition				1.00	7.50	6.50	7.25	8.75	7.00	7.50	7.00	-	-		7.25
Interpretation				1.00	7.50	7.00	7.25	8.50	7.00	7.50	7.50	-	-		7.35
<b>Judges Total Program Component Score (factored)</b>													<b>36.65</b>		
<b>Deductions:</b>														<b>0.00</b>	



### Judges Details Per Skater

Rank	Name	CC	Starting Number	Total Segment Score	Total Element Score	Program Component Score (factored)	Total Deductions							
3	SONG Nan	CHN	11	73.48	40.38	33.10	0.00							
#	Executed Elements	Info	Base Value	GOE	J1	J2	J3	J4	J5	J6	J7	J8	J9	Scores of Panel
1	4T+3T		14.40	1.00	1	1	1	1	1	1	0	-	-	15.40
2	3A		8.50	-1.00	-2	-1	-1	-1	-1	-1	-1	-	-	7.50
3	FCSp3		2.80	0.10	1	-1	0	1	0	0	0	-	-	2.90
4	3Lz		6.60	x -0.14	0	0	0	0	-1	0	-1	-	-	6.46
5	CSSp1V1		1.30	-0.18	0	0	-1	0	-1	-1	-2	-	-	1.12
6	StSq3		3.30	0.50	1	1	1	1	1	1	2	-	-	3.80
7	CCoSp3p3		3.00	0.20	1	0	1	-1	1	0	0	-	-	3.20
<b>39.90</b>													<b>40.38</b>	
Program Components		Factor												
Skating Skills		1.00	7.00	6.25	7.75	6.75	6.25	6.25	7.25	-	-	-	-	6.70
Transitions / Linking Footwork / Movement		1.00	6.50	6.50	7.25	6.25	6.00	6.00	6.75	-	-	-	-	6.40
Performance / Execution		1.00	7.00	6.50	7.75	7.00	6.50	6.25	6.75	-	-	-	-	6.75
Choreography / Composition		1.00	6.75	5.75	7.50	6.75	6.25	6.25	7.00	-	-	-	-	6.60
Interpretation		1.00	6.75	5.75	7.75	7.00	6.25	6.25	7.00	-	-	-	-	6.65
Judges Total Program Component Score (factored)													<b>33.10</b>	
Deductions:													<b>0.00</b>	

Rank	Name	CC	Starting Number	Total Segment Score	Total Element Score	Program Component Score (factored)	Total Deductions							
4	LIEBERS Peter	GER	9	73.23	36.78	36.45	0.00							
#	Executed Elements	Info	Base Value	GOE	J1	J2	J3	J4	J5	J6	J7	J8	J9	Scores of Panel
1	3F+3T		9.40	1.12	1	1	2	2	1	2	2	-	-	10.52
2	2A		3.30	0.40	0	1	1	1	0	1	1	-	-	3.70
3	CSSp4		3.00	0.80	1	2	1	2	2	1	2	-	-	3.80
4	3Lz		6.60	x 0.84	1	1	2	1	1	1	2	-	-	7.44
5	FCSp3		2.80	0.30	1	1	0	2	1	0	0	-	-	3.10
6	StSq4		3.90	1.12	1	1	1	2	2	2	2	-	-	5.02
7	CCoSp3p3		3.00	0.20	1	1	0	1	0	0	0	-	-	3.20
<b>32.00</b>													<b>36.78</b>	
Program Components		Factor												
Skating Skills		1.00	6.50	7.50	7.50	7.50	7.25	7.50	7.00	-	-	-	-	7.35
Transitions / Linking Footwork / Movement		1.00	6.25	6.75	7.00	7.25	7.25	7.25	6.75	-	-	-	-	7.00
Performance / Execution		1.00	6.50	7.50	7.75	8.00	7.75	7.25	6.25	-	-	-	-	7.35
Choreography / Composition		1.00	6.50	7.25	7.50	7.50	7.50	7.50	6.75	-	-	-	-	7.30
Interpretation		1.00	6.50	7.50	7.50	8.00	7.50	7.50	7.25	-	-	-	-	7.45
Judges Total Program Component Score (factored)													<b>36.45</b>	
Deductions:													<b>0.00</b>	



### Judges Details Per Skater

Rank	Name	CC	Starting Number	Total Segment Score	Total Element Score	Program Component Score (factored)	Total Deductions								
5	GORSHKOV Gordei	RUS	10	66.31	32.81	34.50	-1.00								
#	Executed Elements	Info	Base Value	GOE	J1	J2	J3	J4	J5	J6	J7	J8	J9	Scores of Panel	
1	3A		8.50	0.80	0	0	1	1	1	1	1	-	-	9.30	
2	StSq4		3.90	0.70	1	1	1	2	1	1	1	-	-	4.60	
3	FCSp4		3.20	0.70	1	2	1	3	2	1	1	-	-	3.90	
4	2Lz*	*	0.00	x 0.00	-	-	-	-	-	-	-	-	-	0.00	
5	3Lo+3T<	<	8.91	x -1.40	-2	-2	-2	-2	-2	-2	-3	-	-	7.51	
6	CSSp4		3.00	0.60	1	1	2	2	1	1	1	-	-	3.60	
7	CCoSp3p4		3.50	0.40	2	1	0	1	1	0	1	-	-	3.90	
<b>31.01</b>													<b>32.81</b>		
Program Components				Factor											
Skating Skills				1.00	7.00	6.50	7.00	7.50	7.25	7.00	6.75	-	-	7.00	
Transitions / Linking Footwork / Movement				1.00	6.75	6.75	6.50	7.25	6.75	7.00	7.00	-	-	6.85	
Performance / Execution				1.00	6.75	6.25	6.50	8.00	7.00	7.25	6.75	-	-	6.85	
Choreography / Composition				1.00	6.75	6.50	6.50	7.75	7.00	7.50	6.50	-	-	6.85	
Interpretation				1.00	7.00	6.75	6.75	7.50	6.75	7.25	7.00	-	-	6.95	
Judges Total Program Component Score (factored)														<b>34.50</b>	
Deductions:				Time violation:	-1.00										<b>-1.00</b>

Rank	Name	CC	Starting Number	Total Segment Score	Total Element Score	Program Component Score (factored)	Total Deductions							
6	RAYA Javier	ESP	24	65.89	35.29	30.60	0.00							
#	Executed Elements	Info	Base Value	GOE	J1	J2	J3	J4	J5	J6	J7	J8	J9	Scores of Panel
1	3A		8.50	-1.40	-1	-1	-1	-1	-2	-2	-2	-	-	7.10
2	3T+3T		8.20	0.00	0	1	0	0	0	0	0	-	-	8.20
3	CSSp4		3.00	0.50	1	1	1	1	1	1	1	-	-	3.50
4	3F		5.83	x -0.84	-1	-1	-1	-1	-2	-2	-1	-	-	4.99
5	FCSp4		3.20	0.50	1	1	1	1	1	1	1	-	-	3.70
6	CCoSp3p4		3.50	0.50	1	1	2	0	1	1	1	-	-	4.00
7	StSq3		3.30	0.50	1	1	1	1	1	1	1	-	-	3.80
<b>35.53</b>													<b>35.29</b>	
Program Components				Factor										
Skating Skills				1.00	6.50	6.50	6.00	6.00	6.00	5.75	6.50	-	-	6.20
Transitions / Linking Footwork / Movement				1.00	6.25	5.75	5.75	5.75	5.50	5.25	6.00	-	-	5.75
Performance / Execution				1.00	6.50	6.25	6.50	6.25	6.25	5.50	6.50	-	-	6.35
Choreography / Composition				1.00	6.50	6.25	6.25	6.00	5.75	5.75	6.25	-	-	6.10
Interpretation				1.00	6.50	6.50	6.25	6.00	5.75	5.75	6.50	-	-	6.20
Judges Total Program Component Score (factored)														<b>30.60</b>
Deductions:														<b>0.00</b>





### Judges Details Per Skater

Rank	Name	CC	Starting Number	Total Segment Score	Total Element Score	Program Component Score (factored)	Total Deductions							
7	LAM Ronald	HKG	25	65.20	35.20	31.00	-1.00							
#	Executed Elements	Info	Base Value	GOE	J1	J2	J3	J4	J5	J6	J7	J8	J9	Scores of Panel
1	4T+3T		14.40	-1.00	-1	-1	-1	-1	0	-1	-1	-	-	13.40
2	3A<<	<<	3.30	-1.50	-3	-3	-3	-3	-3	-3	-3	-	-	1.80
3	CCSp1		2.00	0.00	0	0	0	-1	0	0	0	-	-	2.00
4	3Lz		6.60	x 0.70	1	1	-1	1	1	1	2	-	-	7.30
5	FSSp4		3.00	0.50	1	1	0	1	1	1	1	-	-	3.50
6	StSq3		3.30	0.40	1	1	0	0	1	1	1	-	-	3.70
7	CCoSp3p4		3.50	0.00	1	0	0	0	0	0	0	-	-	3.50
			<b>36.10</b>										<b>35.20</b>	
Program Components			Factor											
Skating Skills			1.00		6.25	7.00	5.75	6.25	6.75	6.75	6.00	-	-	6.40
Transitions / Linking Footwork / Movement			1.00		6.00	5.25	5.25	5.50	6.25	6.25	5.75	-	-	5.75
Performance / Execution			1.00		6.25	6.75	5.50	6.00	6.50	6.50	5.75	-	-	6.20
Choreography / Composition			1.00		6.25	7.00	5.50	6.00	6.75	6.50	6.25	-	-	6.35
Interpretation			1.00		6.25	7.00	5.25	5.75	6.50	6.50	6.50	-	-	6.30
Judges Total Program Component Score (factored)													<b>31.00</b>	
Deductions:			Falls:	-1.00									<b>-1.00</b>	

Rank	Name	CC	Starting Number	Total Segment Score	Total Element Score	Program Component Score (factored)	Total Deductions							
8	LIU Jiaxing	CHN	8	61.18	29.43	31.75	0.00							
#	Executed Elements	Info	Base Value	GOE	J1	J2	J3	J4	J5	J6	J7	J8	J9	Scores of Panel
1	3Lz+2T		7.30	-0.42	-1	0	-1	-2	0	-1	0	-	-	6.88
2	3F		5.30	0.56	2	1	0	1	1	1	-2	-	-	5.86
3	FCSp3		2.80	0.20	1	0	1	1	0	0	0	-	-	3.00
4	2A		3.63	x -0.30	0	-1	0	-1	-1	0	-1	-	-	3.33
5	CSSp4		3.00	-0.12	0	1	-1	-1	0	0	-1	-	-	2.88
6	StSq3		3.30	0.80	1	2	2	2	2	1	1	-	-	4.10
7	CCoSp3p4		3.50	-0.12	1	-1	0	-1	0	0	-1	-	-	3.38
			<b>28.83</b>										<b>29.43</b>	
Program Components			Factor											
Skating Skills			1.00		6.00	6.75	6.00	7.00	6.75	6.50	6.50	-	-	6.50
Transitions / Linking Footwork / Movement			1.00		5.50	5.75	5.75	6.50	6.50	6.00	6.00	-	-	6.00
Performance / Execution			1.00		5.75	6.50	6.25	6.75	7.00	6.50	5.75	-	-	6.35
Choreography / Composition			1.00		5.75	6.25	6.00	7.00	7.00	6.50	6.25	-	-	6.40
Interpretation			1.00		6.00	6.50	6.25	7.00	6.75	6.50	6.50	-	-	6.50
Judges Total Program Component Score (factored)													<b>31.75</b>	
Deductions:													<b>0.00</b>	



### Judges Details Per Skater

Rank	Name	CC	Starting Number	Total Segment Score	Total Element Score	Program Component Score (factored)	Total Deductions								
9	PONSART Romain	FRA	20	59.15	30.50	29.65	-1.00								
#	Executed Elements	Info	Base Value	GOE	J1	J2	J3	J4	J5	J6	J7	J8	J9	Scores of Panel	
1	3A		8.50	-2.20	-2	-2	-3	-2	-2	-3	-2	-	-	6.30	
2	FCSp4		3.20	0.50	2	1	1	0	1	1	1	-	-	3.70	
3	CCoSp3p4		3.50	0.50	2	1	1	0	1	1	1	-	-	4.00	
4	3Fe	e	4.07 x	-2.10	-3	-3	-3	-3	-3	-3	-3	-	-	1.97	
5	3Lz+2T		8.03 x	0.00	1	0	0	-1	0	0	0	-	-	8.03	
6	CSSp3		2.60	0.10	1	0	-1	0	1	0	0	-	-	2.70	
7	StSq3		3.30	0.50	2	1	1	1	1	1	1	-	-	3.80	
<b>33.20</b>													<b>30.50</b>		
Program Components				Factor											
Skating Skills				1.00	6.75	6.50	6.00	5.75	5.75	5.50	7.50	-	-	6.15	
Transitions / Linking Footwork / Movement				1.00	6.50	5.25	5.25	5.00	5.00	5.50	7.00	-	-	5.50	
Performance / Execution				1.00	7.00	5.50	5.50	5.50	5.75	5.75	6.75	-	-	5.85	
Choreography / Composition				1.00	7.00	6.50	5.50	5.50	5.50	5.75	7.00	-	-	6.05	
Interpretation				1.00	7.00	6.00	6.00	5.00	5.75	5.75	7.00	-	-	6.10	
Judges Total Program Component Score (factored)														<b>29.65</b>	
Deductions:				Falls:	-1.00										<b>-1.00</b>

Rank	Name	CC	Starting Number	Total Segment Score	Total Element Score	Program Component Score (factored)	Total Deductions								
10	WALKER Stephane	SUI	14	59.00	32.20	27.80	-1.00								
#	Executed Elements	Info	Base Value	GOE	J1	J2	J3	J4	J5	J6	J7	J8	J9	Scores of Panel	
1	3A		8.50	-3.00	-3	-3	-3	-3	-3	-3	-3	-	-	5.50	
2	3Lz+2T		7.30	0.00	1	0	0	-1	0	0	0	-	-	7.30	
3	3F		5.30	0.14	1	1	0	0	0	0	-1	-	-	5.44	
4	CCoSp3p3		3.00	0.80	2	2	1	-1	2	1	2	-	-	3.80	
5	StSq3		3.30	0.30	2	0	1	1	1	0	0	-	-	3.60	
6	FCSp4		3.20	0.50	2	0	1	1	1	1	1	-	-	3.70	
7	CSSp4		3.00	-0.14	1	1	-1	-1	-1	-1	-1	-	-	2.86	
<b>33.60</b>													<b>32.20</b>		
Program Components				Factor											
Skating Skills				1.00	6.75	6.25	5.50	5.00	5.25	5.25	5.75	-	-	5.60	
Transitions / Linking Footwork / Movement				1.00	6.50	5.25	5.50	4.75	4.25	5.00	5.75	-	-	5.25	
Performance / Execution				1.00	7.00	6.25	6.00	5.00	5.50	5.25	6.25	-	-	5.85	
Choreography / Composition				1.00	7.00	5.50	5.75	5.00	5.25	5.25	5.75	-	-	5.50	
Interpretation				1.00	7.00	6.00	5.75	4.75	5.00	5.00	6.25	-	-	5.60	
Judges Total Program Component Score (factored)														<b>27.80</b>	
Deductions:				Falls:	-1.00										<b>-1.00</b>



### Judges Details Per Skater

Rank	Name	CC	Starting Number	Total Segment Score	Total Element Score	Program Score (factored)	Total Deductions								
11	HINO Ryuju	JPN	16	58.92	30.87	29.05	-1.00								
#	Executed Elements	Info	Base Value	GOE	J1	J2	J3	J4	J5	J6	J7	J8	J9	Scores of Panel	
1	3A		8.50	-3.00	-3	-3	-3	-3	-3	-3	-3	-	-	5.50	
2	3Lz+3T		10.10	0.70	1	1	1	1	1	1	1	-	-	10.80	
3	FCSp3		2.80	0.40	1	0	1	1	1	1	-1	-	-	3.20	
4	3Fe	e	4.07 x	-2.10	-3	-3	-3	-3	-3	-2	-3	-	-	1.97	
5	CSSp4		3.00	0.50	1	1	1	1	2	1	1	-	-	3.50	
6	StSq2		2.60	-0.10	0	-1	0	0	0	0	-1	-	-	2.50	
7	CCoSp3p3		3.00	0.40	1	1	1	1	1	0	0	-	-	3.40	
<b>34.07</b>													<b>30.87</b>		
Program Components				Factor											
Skating Skills				1.00	6.75	5.75	6.50	5.75	5.75	6.50	5.75	-	-	6.05	
Transitions / Linking Footwork / Movement				1.00	6.50	4.75	6.00	5.50	5.50	6.00	5.50	-	-	5.70	
Performance / Execution				1.00	6.75	4.75	6.25	5.75	5.75	6.25	5.25	-	-	5.85	
Choreography / Composition				1.00	6.75	5.25	6.25	5.50	5.75	6.00	5.50	-	-	5.80	
Interpretation				1.00	6.75	4.50	6.00	5.50	5.50	6.00	5.25	-	-	5.65	
Judges Total Program Component Score (factored)														<b>29.05</b>	
Deductions:				Falls:	-1.00										<b>-1.00</b>

Rank	Name	CC	Starting Number	Total Segment Score	Total Element Score	Program Score (factored)	Total Deductions							
12	KASKA Pavel	CZE	4	56.44	29.94	26.50	0.00							
#	Executed Elements	Info	Base Value	GOE	J1	J2	J3	J4	J5	J6	J7	J8	J9	Scores of Panel
1	3Lz		6.00	-0.98	0	-2	-1	0	-2	-2	-3	-	-	5.02
2	3T+3T		8.20	0.56	1	0	1	1	1	1	0	-	-	8.76
3	2A		3.30	0.50	1	1	1	1	1	1	1	-	-	3.80
4	CCoSp3p2		2.50	-0.18	0	0	-2	-1	-1	0	-1	-	-	2.32
5	StSq3		3.30	0.50	1	1	1	1	0	1	1	-	-	3.80
6	FSSp4		3.00	0.50	1	1	1	1	2	0	1	-	-	3.50
7	CCSp3		2.80	-0.06	1	0	-1	0	0	0	-1	-	-	2.74
<b>29.10</b>													<b>29.94</b>	
Program Components				Factor										
Skating Skills				1.00	6.50	5.75	6.00	5.25	5.00	5.50	5.25	-	-	5.55
Transitions / Linking Footwork / Movement				1.00	6.25	4.50	4.50	5.00	4.25	5.50	5.00	-	-	4.90
Performance / Execution				1.00	6.75	5.25	6.00	5.25	4.75	5.50	5.25	-	-	5.45
Choreography / Composition				1.00	6.50	5.50	5.75	5.25	4.75	5.50	4.75	-	-	5.35
Interpretation				1.00	6.75	4.75	5.50	5.25	4.50	5.75	5.00	-	-	5.25
Judges Total Program Component Score (factored)														<b>26.50</b>
Deductions:														<b>0.00</b>



### Judges Details Per Skater

Rank	Name	CC	Starting Number	Total Segment Score	Total Element Score	Program Component Score (factored)	Total Deductions								
13	VIRTANEN Valtter	FIN	27	55.23	27.08	28.15	0.00								
#	Executed Elements	Info	Base Value	GOE	J1	J2	J3	J4	J5	J6	J7	J8	J9	Scores of Panel	
1	3T+3T		8.20	0.28	1	1	1	0	0	0	0	-	-	8.48	
2	1A*	*	0.00	0.00	-	-	-	-	-	-	-	-	-	0.00	
3	3Lo		5.10	-0.14	0	0	-1	0	1	0	-1	-	-	4.96	
4	FCSp4		3.20	0.50	1	1	1	-2	1	1	1	-	-	3.70	
5	CCoSp3p4		3.50	-0.06	1	0	0	-1	0	0	-1	-	-	3.44	
6	StSq3		3.30	0.40	1	1	1	1	1	0	0	-	-	3.70	
7	CSSp3		2.60	0.20	1	1	0	0	1	0	0	-	-	2.80	
<b>25.90</b>													<b>27.08</b>		
Program Components				Factor											
Skating Skills				1.00	5.50	6.50	6.00	5.50	6.00	5.50	6.50	6.50	-	-	5.90
Transitions / Linking Footwork / Movement				1.00	5.25	5.50	5.50	5.00	5.50	5.50	6.00	6.00	-	-	5.45
Performance / Execution				1.00	5.50	5.25	5.75	5.25	5.50	5.50	6.25	6.25	-	-	5.50
Choreography / Composition				1.00	5.50	6.25	6.00	5.00	5.75	5.50	6.00	6.00	-	-	5.75
Interpretation				1.00	5.50	5.25	6.00	5.00	5.50	5.50	6.25	6.25	-	-	5.55
Judges Total Program Component Score (factored)														<b>28.15</b>	
Deductions:														<b>0.00</b>	

Rank	Name	CC	Starting Number	Total Segment Score	Total Element Score	Program Component Score (factored)	Total Deductions								
14	KVITELASHVILI Moris	RUS	23	55.07	27.42	29.65	-2.00								
#	Executed Elements	Info	Base Value	GOE	J1	J2	J3	J4	J5	J6	J7	J8	J9	Scores of Panel	
1	3A		8.50	-3.00	-3	-3	-3	-3	-3	-3	-3	-	-	5.50	
2	4T<<	<<	4.10	-2.10	-3	-3	-3	-3	-3	-3	-3	-	-	2.00	
3	CSSp3		2.60	-0.08	1	0	-1	1	-1	-1	-1	-	-	2.52	
4	StSq3		3.30	0.30	-3	0	1	1	1	0	1	-	-	3.60	
5	3F+2T		7.26 x	0.14	1	0	0	1	0	0	0	-	-	7.40	
6	FCSp4		3.20	0.10	1	0	0	1	0	0	0	-	-	3.30	
7	CCoSp3p3		3.00	0.10	1	1	0	0	0	0	0	-	-	3.10	
<b>31.96</b>													<b>27.42</b>		
Program Components				Factor											
Skating Skills				1.00	6.50	6.25	6.00	7.00	6.25	5.75	6.00	6.00	-	-	6.20
Transitions / Linking Footwork / Movement				1.00	6.25	5.25	6.00	6.75	5.25	5.50	5.00	5.00	-	-	5.65
Performance / Execution				1.00	6.50	5.25	5.50	7.00	5.75	5.75	5.25	5.25	-	-	5.75
Choreography / Composition				1.00	6.75	6.00	6.00	7.00	6.25	5.50	5.50	5.50	-	-	6.10
Interpretation				1.00	6.75	5.50	5.75	7.00	6.25	5.50	5.25	5.25	-	-	5.95
Judges Total Program Component Score (factored)														<b>29.65</b>	
Deductions:				Falls:	-2.00										<b>-2.00</b>



### Judges Details Per Skater

Rank	Name	CC	Starting Number	Total Segment Score	Total Element Score	Program Component Score (factored)	Total Deductions							
15	KOLL Manuel	AUT	7	54.74	27.09	27.65	0.00							
#	Executed Elements	Info	Base Value	GOE	J1	J2	J3	J4	J5	J6	J7	J8	J9	Scores of Panel
1	3Lz+2T		7.30	-0.14	0	0	-1	-1	0	0	0	-	-	7.16
2	3S		4.20	-0.14	0	-1	-1	0	0	0	1	-	-	4.06
3	FCSp2		2.30	-0.18	0	0	-1	1	-1	-1	-1	-	-	2.12
4	StSq3		3.30	0.50	1	1	0	2	1	0	2	-	-	3.80
5	2A		3.63 x	0.20	2	1	0	0	0	0	1	-	-	3.83
6	CCoSp3p3		3.00	-0.18	1	-1	-1	0	0	-1	-1	-	-	2.82
7	CSSp4		3.00	0.30	2	1	0	1	0	0	1	-	-	3.30
<b>26.73</b>													<b>27.09</b>	
Program Components		Factor												
Skating Skills		1.00		6.00	5.25	4.50	5.25	5.25	5.00	6.25	-	-		5.35
Transitions / Linking Footwork / Movement		1.00		5.75	5.50	5.00	5.00	5.00	4.75	6.00	-	-		5.25
Performance / Execution		1.00		6.25	5.50	4.75	5.75	5.75	5.00	7.25	-	-		5.65
Choreography / Composition		1.00		6.00	5.75	5.25	5.50	5.50	5.25	7.00	-	-		5.60
Interpretation		1.00		6.25	6.25	5.50	5.50	5.50	5.00	7.25	-	-		5.80
Judges Total Program Component Score (factored)													<b>27.65</b>	
Deductions:													<b>0.00</b>	

Rank	Name	CC	Starting Number	Total Segment Score	Total Element Score	Program Component Score (factored)	Total Deductions							
16	SPIEGL Ondrej	SWE	6	54.22	26.87	28.35	-1.00							
#	Executed Elements	Info	Base Value	GOE	J1	J2	J3	J4	J5	J6	J7	J8	J9	Scores of Panel
1	3T+3T		8.20	-0.70	-3	-1	0	-1	-1	-1	-1	-	-	7.50
2	3Lz<	<	4.20	-2.10	-3	-3	-3	-3	-3	-3	-3	-	-	2.10
3	FCSp3		2.80	0.50	1	1	1	1	1	1	1	-	-	3.30
4	CSSp4		3.00	0.04	-1	2	-1	0	0	0	1	-	-	3.04
5	StSq4		3.90	1.26	1	2	2	1	2	2	2	-	-	5.16
6	2A		3.63 x	0.40	2	1	1	0	0	1	1	-	-	4.03
7	CCoSp2p3V1		1.80	-0.06	1	0	-1	-1	0	0	0	-	-	1.74
<b>27.53</b>													<b>26.87</b>	
Program Components		Factor												
Skating Skills		1.00		5.75	5.50	5.00	5.25	5.50	5.25	5.75	-	-		5.45
Transitions / Linking Footwork / Movement		1.00		5.75	4.75	5.00	5.00	5.50	5.25	6.00	-	-		5.30
Performance / Execution		1.00		6.00	5.50	5.50	5.25	6.25	5.50	6.25	-	-		5.75
Choreography / Composition		1.00		6.00	6.25	5.25	5.50	6.00	5.50	6.25	-	-		5.85
Interpretation		1.00		6.00	6.50	5.50	5.25	6.50	5.50	6.50	-	-		6.00
Judges Total Program Component Score (factored)													<b>28.35</b>	
Deductions:		Falls: -1.00											<b>-1.00</b>	



### Judges Details Per Skater

Rank	Name	CC	Starting Number	Total Segment Score	Total Element Score	Program Score (factored)	Total Deductions							
17	ZANDRON Maurizio	ITA	28	54.13	27.43	26.70	0.00							
#	Executed Elements	Info	Base Value	GOE	J1	J2	J3	J4	J5	J6	J7	J8	J9	Scores of Panel
1	3A		8.50	-2.00	-2	-2	-3	-1	-2	-2	-2	-	-	6.50
2	2S+3T		5.40	-1.68	-2	-2	-2	-2	-3	-3	-3	-	-	3.72
3	CCSp2		2.30	-0.30	-1	-1	-2	0	-1	-1	-1	-	-	2.00
4	3Lo		5.61	x -0.70	-1	-1	-1	-1	-1	-1	-1	-	-	4.91
5	FSSp4		3.00	0.20	1	1	0	0	0	0	1	-	-	3.20
6	StSq3		3.30	0.30	1	1	0	1	0	0	1	-	-	3.60
7	CCoSp3p4		3.50	0.00	0	0	0	0	0	0	0	-	-	3.50
<b>31.61</b>													<b>27.43</b>	
Program Components		Factor												
Skating Skills		1.00	5.50	6.50	4.75	5.25	5.00	5.25	6.25	-	-	-	-	5.45
Transitions / Linking Footwork / Movement		1.00	5.25	5.75	4.50	5.00	4.75	5.00	6.00	-	-	-	-	5.15
Performance / Execution		1.00	5.50	5.75	4.50	5.00	5.25	5.00	6.50	-	-	-	-	5.30
Choreography / Composition		1.00	5.50	6.25	4.50	5.00	5.25	5.25	6.00	-	-	-	-	5.40
Interpretation		1.00	5.50	6.75	4.50	5.00	5.00	5.00	6.50	-	-	-	-	5.40
Judges Total Program Component Score (factored)														<b>26.70</b>
Deductions:														<b>0.00</b>

Rank	Name	CC	Starting Number	Total Segment Score	Total Element Score	Program Score (factored)	Total Deductions							
18	BJORK Marcus	SWE	1	53.10	29.10	24.00	0.00							
#	Executed Elements	Info	Base Value	GOE	J1	J2	J3	J4	J5	J6	J7	J8	J9	Scores of Panel
1	2Lo*	*	0.00	0.00	-	-	-	-	-	-	-	-	-	0.00
2	3Lz+3T		10.10	-0.70	-1	-1	-1	-1	-1	-1	-1	-	-	9.40
3	3A		8.50	-1.20	-2	-1	-2	-1	-1	-1	-1	-	-	7.30
4	CCoSp3p4		3.50	0.20	1	0	0	1	1	0	0	-	-	3.70
5	StSq3		3.30	0.20	1	0	0	1	1	0	0	-	-	3.50
6	FCSp3		2.80	-0.30	0	-1	-1	-1	-1	-1	-1	-	-	2.50
7	CSSp3		2.60	0.10	1	0	0	1	0	0	0	-	-	2.70
<b>30.80</b>													<b>29.10</b>	
Program Components		Factor												
Skating Skills		1.00	6.25	5.25	5.00	5.00	5.00	5.00	5.00	4.50	-	-	-	5.05
Transitions / Linking Footwork / Movement		1.00	6.00	4.50	4.50	4.50	4.25	4.75	4.00	-	-	-	-	4.50
Performance / Execution		1.00	6.25	4.75	4.50	4.75	4.75	5.00	4.25	-	-	-	-	4.75
Choreography / Composition		1.00	6.25	5.00	4.50	5.00	5.00	5.25	3.75	-	-	-	-	4.95
Interpretation		1.00	6.25	4.50	4.50	5.00	4.75	5.00	4.25	-	-	-	-	4.75
Judges Total Program Component Score (factored)														<b>24.00</b>
Deductions:														<b>0.00</b>



### Judges Details Per Skater

Rank	Name	CC	Starting Number	Total Segment Score	Total Element Score	Program Component Score (factored)	Total Deductions							
19	ARTAN Engin Ali	TUR	21	51.52	27.62	23.90	0.00							
#	Executed Elements	Info	Base Value	GOE	J1	J2	J3	J4	J5	J6	J7	J8	J9	Scores of Panel
1	3A		8.50	-2.40	-2	-2	-3	-2	-3	-3	-2	-	-	6.10
2	3Lz	!	6.00	-1.26	-1	-3	-2	-2	-2	-1	-2	-	-	4.74
3	3T+3T<	<	7.10	-2.10	-3	-3	-3	-3	-3	-2	-3	-	-	5.00
4	CSSp4		3.00	-0.24	1	0	-1	-1	-1	-1	-1	-	-	2.76
5	StSq2		2.60	-0.20	0	-1	-1	0	0	0	-1	-	-	2.40
6	FCSp4		3.20	-0.18	1	-1	-1	-1	0	0	-1	-	-	3.02
7	CCoSp3p4		3.50	0.10	2	0	0	-1	1	0	0	-	-	3.60
<b>33.90</b>													<b>27.62</b>	
Program Components				Factor										
Skating Skills				1.00	5.75	5.25	4.50	4.75	5.50	5.00	4.75	-	-	5.05
Transitions / Linking Footwork / Movement				1.00	5.25	4.25	4.25	4.25	4.75	4.75	4.50	-	-	4.50
Performance / Execution				1.00	5.50	4.25	4.25	4.75	5.50	5.00	4.25	-	-	4.75
Choreography / Composition				1.00	5.75	5.00	4.50	4.50	5.25	4.75	4.50	-	-	4.80
Interpretation				1.00	5.75	4.50	4.50	4.75	5.25	5.00	4.25	-	-	4.80
Judges Total Program Component Score (factored)														<b>23.90</b>
Deductions:														<b>0.00</b>

Rank	Name	CC	Starting Number	Total Segment Score	Total Element Score	Program Component Score (factored)	Total Deductions								
20	RAKIMGALIEV Abzal	KAZ	5	50.91	25.26	26.65	-1.00								
#	Executed Elements	Info	Base Value	GOE	J1	J2	J3	J4	J5	J6	J7	J8	J9	Scores of Panel	
1	3F+3T		9.40	-2.10	-3	-3	-3	-3	-3	-3	-3	-	-	7.30	
2	1A*	*	0.00	0.00	-	-	-	-	-	-	-	-	-	0.00	
3	3Lo		5.10	-0.14	1	0	0	0	0	-1	-1	-	-	4.96	
4	FCSp3		2.80	0.20	1	1	0	1	0	0	0	-	-	3.00	
5	StSq3		3.30	0.70	1	2	1	2	1	0	2	-	-	4.00	
6	CCoSp3p3		3.00	0.20	1	0	0	1	0	0	1	-	-	3.20	
7	CSSp2		2.30	0.50	2	1	0	2	1	1	0	-	-	2.80	
<b>25.90</b>													<b>25.26</b>		
Program Components				Factor											
Skating Skills				1.00	5.25	6.50	5.00	6.25	5.50	4.75	5.00	-	-	5.40	
Transitions / Linking Footwork / Movement				1.00	5.00	5.25	4.50	6.00	5.00	4.75	4.75	-	-	4.95	
Performance / Execution				1.00	5.00	6.25	5.00	6.00	5.75	5.00	5.25	-	-	5.40	
Choreography / Composition				1.00	5.00	6.00	5.00	6.25	5.50	5.00	5.25	-	-	5.35	
Interpretation				1.00	5.25	6.50	5.25	6.25	5.50	5.00	5.50	-	-	5.55	
Judges Total Program Component Score (factored)														<b>26.65</b>	
Deductions:				Falls:	-1.00										<b>-1.00</b>



### Judges Details Per Skater

Rank	Name	CC	Starting Number	Total Segment Score	Total Element Score	Program Score (factored)	Total Deductions							
21	MONTOYA Felipe	ESP	18	49.32	23.12	26.20	0.00							
#	Executed Elements	Info	Base Value	GOE	J1	J2	J3	J4	J5	J6	J7	J8	J9	Scores of Panel
1	3T+3T		8.20	-1.40	-2	-1	-2	-2	-3	-2	-2	-	-	6.80
2	2A		3.30	0.00	0	0	0	0	0	0	0	-	-	3.30
3	FCSp3		2.80	0.00	1	0	0	0	0	0	-1	-	-	2.80
4	1Lz*	*	0.00	x 0.00	-	-	-	-	-	-	-	-	-	0.00
5	CSSp4		3.00	0.20	1	1	0	0	1	0	-1	-	-	3.20
6	CCoSp3p4		3.50	-0.18	1	-1	-1	-2	0	0	-1	-	-	3.32
7	StSq3		3.30	0.40	2	0	1	1	1	1	0	-	-	3.70
<b>24.10</b>													<b>23.12</b>	
Program Components		Factor												
Skating Skills		1.00	5.50	5.50	5.25	5.50	5.25	5.00	5.75	-	-	-	-	5.40
Transitions / Linking Footwork / Movement		1.00	5.25	4.75	4.50	5.25	4.75	4.75	5.25	-	-	-	-	4.95
Performance / Execution		1.00	6.00	5.00	4.50	5.50	5.50	5.00	5.25	-	-	-	-	5.25
Choreography / Composition		1.00	6.00	5.25	5.00	5.50	5.25	5.25	5.00	-	-	-	-	5.35
Interpretation		1.00	6.00	5.50	4.75	5.50	5.25	5.25	5.25	-	-	-	-	5.35
Judges Total Program Component Score (factored)														<b>26.20</b>
Deductions:														<b>0.00</b>

Rank	Name	CC	Starting Number	Total Segment Score	Total Element Score	Program Component Score (factored)	Total Deductions							
22	IONIAN Mario-Rafael	AUT	15	48.27	24.07	24.20	0.00							
#	Executed Elements	Info	Base Value	GOE	J1	J2	J3	J4	J5	J6	J7	J8	J9	Scores of Panel
1	2Lz*	*	0.00	0.00	-	-	-	-	-	-	-	-	-	0.00
2	3S+3T		8.30	-0.70	0	-1	-1	-1	-1	-1	-2	-	-	7.60
3	FCSp3		2.80	0.00	0	0	0	0	0	0	-1	-	-	2.80
4	CSSp4		3.00	0.20	2	0	0	1	1	0	0	-	-	3.20
5	2A		3.63	x 0.50	1	1	1	1	1	1	1	-	-	4.13
6	StSq3		3.30	0.10	1	0	0	0	1	0	0	-	-	3.40
7	CCoSp3p3		3.00	-0.06	1	0	-1	0	0	0	-1	-	-	2.94
<b>24.03</b>													<b>24.07</b>	
Program Components		Factor												
Skating Skills		1.00	5.75	5.50	4.50	5.00	5.25	5.00	4.50	-	-	-	-	5.05
Transitions / Linking Footwork / Movement		1.00	5.50	4.75	4.50	4.50	4.50	4.50	4.00	-	-	-	-	4.55
Performance / Execution		1.00	5.75	4.50	4.50	5.00	5.25	5.25	4.00	-	-	-	-	4.90
Choreography / Composition		1.00	6.00	5.25	4.75	4.75	5.00	5.00	4.25	-	-	-	-	4.95
Interpretation		1.00	6.00	4.75	4.50	4.75	4.75	5.00	4.25	-	-	-	-	4.75
Judges Total Program Component Score (factored)														<b>24.20</b>
Deductions:														<b>0.00</b>





### Judges Details Per Skater

Rank	Name	CC	Starting Number	Total Segment Score	Total Element Score	Program Component Score (factored)	Total Deductions								
23	LEUNG Kwun Hung	HKG	19	47.84	23.84	25.00	-1.00								
#	Executed Elements	Info	Base Value	GOE	J1	J2	J3	J4	J5	J6	J7	J8	J9	Scores of Panel	
1	2A		3.30	0.60	2	1	1	2	1	1	1	-	-	3.90	
2	3T+2T		5.40	0.00	1	0	0	0	0	0	0	-	-	5.40	
3	CCSp3		2.80	0.30	1	1	0	0	1	1	0	-	-	3.10	
4	FSSp4		3.00	0.10	1	1	0	-1	0	0	0	-	-	3.10	
5	3Lo<	<	3.96 x	-2.10	-3	-3	-3	-3	-3	-3	-3	-	-	1.86	
6	StSq3		3.30	0.30	1	0	1	0	1	1	0	-	-	3.60	
7	CCoSp3p3		3.00	-0.12	1	0	-2	-2	0	0	0	-	-	2.88	
<b>24.76</b>														<b>23.84</b>	
Program Components				Factor											
Skating Skills				1.00	5.00	5.25	5.00	5.25	4.50	5.25	5.00	-	-	5.10	
Transitions / Linking Footwork / Movement				1.00	4.75	4.50	4.75	5.00	4.50	5.00	5.50	-	-	4.80	
Performance / Execution				1.00	5.25	4.75	5.25	5.00	4.75	5.00	5.25	-	-	5.05	
Choreography / Composition				1.00	5.00	4.75	5.00	5.00	4.50	5.25	5.00	-	-	4.95	
Interpretation				1.00	5.25	5.00	5.25	5.00	4.50	5.00	5.50	-	-	5.10	
Judges Total Program Component Score (factored)														<b>25.00</b>	
Deductions:				Falls:	-1.00										<b>-1.00</b>

Rank	Name	CC	Starting Number	Total Segment Score	Total Element Score	Program Component Score (factored)	Total Deductions							
24	FORGO Kristof	HUN	3	46.89	21.14	25.75	0.00							
#	Executed Elements	Info	Base Value	GOE	J1	J2	J3	J4	J5	J6	J7	J8	J9	Scores of Panel
1	3T+2T		5.40	-1.26	-2	-1	-1	-2	-2	-2	-2	-	-	4.14
2	2F*	*	0.00	0.00	-	-	-	-	-	-	-	-	-	0.00
3	FCSp4		3.20	0.40	1	0	1	1	1	0	1	-	-	3.60
4	2A		3.30	0.00	0	0	0	0	0	0	0	-	-	3.30
5	StSq3		3.30	0.50	1	1	1	2	1	1	1	-	-	3.80
6	CCoSp3p4		3.50	0.20	1	0	-1	1	1	0	0	-	-	3.70
7	CSSp2		2.30	0.30	1	1	-1	1	1	0	0	-	-	2.60
<b>21.00</b>														<b>21.14</b>
Program Components				Factor										
Skating Skills				1.00	5.00	6.25	5.25	5.25	5.50	5.25	5.25	-	-	5.30
Transitions / Linking Footwork / Movement				1.00	4.75	5.50	4.75	5.00	5.25	5.00	4.50	-	-	4.95
Performance / Execution				1.00	5.00	5.50	4.75	5.00	5.50	5.25	5.00	-	-	5.15
Choreography / Composition				1.00	5.00	5.75	5.00	5.25	5.25	5.00	4.75	-	-	5.10
Interpretation				1.00	5.25	6.25	5.00	5.25	5.50	5.00	5.25	-	-	5.25
Judges Total Program Component Score (factored)														<b>25.75</b>
Deductions:														<b>0.00</b>



### Judges Details Per Skater

Rank	Name	CC	Starting Number	Total Segment Score	Total Element Score	Program Component Score (factored)	Total Deductions								
25	DYMOWSKI Kamil	POL	13	46.20	23.50	23.70	-1.00								
#	Executed Elements	Info	Base Value	GOE	J1	J2	J3	J4	J5	J6	J7	J8	J9	Scores of Panel	
1	2A		3.30	0.10	1	0	0	1	0	0	0	-	-	3.40	
2	3S+3T		8.30	0.14	1	0	1	0	0	0	0	-	-	8.44	
3	CCoSp3p2		2.50	0.00	1	0	0	-2	0	0	0	-	-	2.50	
4	3Lz<	!	4.62	x -2.10	-3	-3	-3	-3	-3	-3	-3	-	-	2.52	
5	FCSp3		2.80	-0.18	-1	1	-1	-2	0	0	-1	-	-	2.62	
6	StSq2		2.60	0.10	0	1	0	1	0	0	0	-	-	2.70	
7	CSSp1V1		1.30	0.02	1	1	-1	-1	1	-1	-1	-	-	1.32	
<b>25.42</b>													<b>23.50</b>		
Program Components				Factor											
Skating Skills				1.00	5.75	5.25	4.75	5.00	4.75	4.75	4.50	-	-	4.90	
Transitions / Linking Footwork / Movement				1.00	5.50	4.75	4.50	4.75	4.00	4.75	4.00	-	-	4.55	
Performance / Execution				1.00	5.50	5.25	4.75	5.00	4.50	4.75	4.25	-	-	4.85	
Choreography / Composition				1.00	5.50	5.00	4.50	4.75	4.50	4.50	4.00	-	-	4.65	
Interpretation				1.00	5.75	5.25	4.50	5.00	4.50	4.50	4.25	-	-	4.75	
<b>Judges Total Program Component Score (factored)</b>														<b>23.70</b>	
<b>Deductions:</b>				Falls:	-1.00										<b>-1.00</b>

Rank	Name	CC	Starting Number	Total Segment Score	Total Element Score	Program Component Score (factored)	Total Deductions								
26	PARRY-EVANS Charles	GBR	26	45.35	24.15	22.20	-1.00								
#	Executed Elements	Info	Base Value	GOE	J1	J2	J3	J4	J5	J6	J7	J8	J9	Scores of Panel	
1	3T+3T		8.20	-2.10	-3	-2	-3	-3	-3	-3	-3	-	-	6.10	
2	3Lo		5.10	-0.42	0	-1	-1	-1	0	0	-2	-	-	4.68	
3	CCSp3		2.80	-0.06	0	0	0	0	0	-1	-1	-	-	2.74	
4	2A		3.63	x -0.70	-1	-1	-1	-2	-1	-2	-2	-	-	2.93	
5	CCoSp3p2		2.50	0.00	1	0	0	0	0	0	0	-	-	2.50	
6	StSq2		2.60	0.00	0	0	-1	0	0	0	0	-	-	2.60	
7	FSSp3		2.60	0.00	1	0	0	0	0	0	0	-	-	2.60	
<b>27.43</b>													<b>24.15</b>		
Program Components				Factor											
Skating Skills				1.00	4.75	5.00	4.50	5.00	4.25	4.50	4.50	-	-	4.65	
Transitions / Linking Footwork / Movement				1.00	4.25	4.50	4.25	4.75	3.75	4.00	4.00	-	-	4.20	
Performance / Execution				1.00	4.50	4.75	4.25	5.00	4.25	4.00	4.25	-	-	4.40	
Choreography / Composition				1.00	4.50	5.50	4.25	5.00	4.00	4.25	4.25	-	-	4.45	
Interpretation				1.00	4.50	5.00	4.50	4.75	4.00	4.25	4.50	-	-	4.50	
<b>Judges Total Program Component Score (factored)</b>														<b>22.20</b>	
<b>Deductions:</b>				Falls:	-1.00										<b>-1.00</b>



### Judges Details Per Skater

Rank	Name	CC	Starting Number	Total Segment Score	Total Element Score	Program Score (factored)	Total Deductions								
27	PAPP Bela	FIN	29	44.82	22.37	25.45	-3.00								
#	Executed Elements	Info	Base Value	GOE	J1	J2	J3	J4	J5	J6	J7	J8	J9	Scores of Panel	
1	3T+3T		8.20	-1.40	-2	-2	-1	-2	-2	-2	-2	-	-	6.80	
2	FCSp3		2.80	0.00	0	0	0	0	0	0	-1	-	-	2.80	
3	3F<	<	3.70	-2.10	-3	-3	-3	-3	-3	-3	-3	-	-	1.60	
4	2A		3.63	-1.50	-3	-3	-3	-3	-3	-3	-3	-	-	2.13	
5	CSSp2		2.30	0.24	1	1	-1	0	1	-1	1	-	-	2.54	
6	StSq2		2.60	0.10	1	0	0	0	1	0	0	-	-	2.70	
7	CCoSp3p4		3.50	0.30	1	1	0	0	1	0	1	-	-	3.80	
<b>26.73</b>														<b>22.37</b>	
Program Components				Factor											
Skating Skills				1.00	5.25	6.50	5.00	5.00	5.25	5.00	5.75	-	-		5.25
Transitions / Linking Footwork / Movement				1.00	5.00	5.50	4.75	4.75	5.00	4.75	5.00	-	-		4.90
Performance / Execution				1.00	5.25	4.75	4.50	5.00	5.00	5.00	5.25	-	-		5.00
Choreography / Composition				1.00	5.50	5.50	5.00	4.75	5.25	5.25	5.25	-	-		5.25
Interpretation				1.00	5.50	4.75	4.75	5.00	5.00	5.00	5.50	-	-		5.05
Judges Total Program Component Score (factored)														<b>25.45</b>	
Deductions:															
Time violation:				-1.00											
Falls:				-2.00										<b>-3.00</b>	

Rank	Name	CC	Starting Number	Total Segment Score	Total Element Score	Program Score (factored)	Total Deductions								
28	KARPUK Anton	BLR	17	43.61	19.96	23.65	0.00								
#	Executed Elements	Info	Base Value	GOE	J1	J2	J3	J4	J5	J6	J7	J8	J9	Scores of Panel	
1	2A		3.30	0.00	0	0	0	0	0	0	0	-	-	3.30	
2	2Lz*	*	0.00	0.00	-	-	-	-	-	-	-	-	-	0.00	
3	FCSp1		1.90	-0.06	1	0	0	-1	0	0	-1	-	-	1.84	
4	3F+2T	!	6.60	-0.98	-1	-1	-2	-1	-2	-1	-2	-	-	5.62	
5	CCoSp3p4		3.50	0.00	1	0	0	0	0	0	0	-	-	3.50	
6	StSq2		2.60	0.20	1	0	0	1	0	0	1	-	-	2.80	
7	CSSp3		2.60	0.30	1	1	0	1	1	0	-1	-	-	2.90	
<b>20.50</b>														<b>19.96</b>	
Program Components				Factor											
Skating Skills				1.00	4.50	5.00	4.75	5.00	4.50	4.75	6.00	-	-		4.80
Transitions / Linking Footwork / Movement				1.00	4.25	4.50	4.50	4.75	4.00	4.50	5.50	-	-		4.50
Performance / Execution				1.00	4.50	4.75	4.75	5.00	4.50	4.75	6.25	-	-		4.75
Choreography / Composition				1.00	4.50	5.25	4.50	5.00	4.75	4.75	6.00	-	-		4.85
Interpretation				1.00	4.50	5.25	4.25	5.00	4.50	4.50	6.25	-	-		4.75
Judges Total Program Component Score (factored)														<b>23.65</b>	
Deductions:														<b>0.00</b>	



### Judges Details Per Skater

Rank	Name	CC	Starting Number	Total Segment Score	Total Element Score	Program Component Score (factored)	Total Deductions								
29	DEMIRBOGA Ali	TUR	12	41.86	19.21	22.65	0.00								
#	Executed Elements	Info	Base Value	GOE	J1	J2	J3	J4	J5	J6	J7	J8	J9	Scores of Panel	
1	2Lz*	*	0.00	0.00	-	-	-	-	-	-	-	-	-	0.00	
2	3T+2T		5.40	0.00	0	0	0	0	0	0	0	-	-	5.40	
3	FCSp2		2.30	-0.18	0	-1	-1	-2	0	0	-1	-	-	2.12	
4	CSSp3		2.60	-0.06	1	0	-1	-1	0	0	0	-	-	2.54	
5	2A		3.63	x	1	0	0	0	0	0	0	-	-	3.63	
6	StSq2		2.60	0.10	1	0	0	0	1	0	-1	-	-	2.70	
7	CCoSp3p3		3.00	-0.18	1	-1	-1	-2	0	0	-1	-	-	2.82	
			<b>19.53</b>										<b>19.21</b>		
Program Components			Factor												
Skating Skills			1.00	4.75	4.50	4.50	4.50	4.75	4.75	4.75	-	-	-	-	4.65
Transitions / Linking Footwork / Movement			1.00	4.50	4.25	4.00	4.25	4.50	4.50	4.50	-	-	-	-	4.40
Performance / Execution			1.00	4.75	4.25	4.25	4.50	4.75	4.75	4.25	-	-	-	-	4.50
Choreography / Composition			1.00	4.75	4.75	4.00	4.25	4.75	4.75	4.25	-	-	-	-	4.55
Interpretation			1.00	4.75	4.50	4.00	4.50	4.50	4.50	4.75	-	-	-	-	4.55
Judges Total Program Component Score (factored)														<b>22.65</b>	
Deductions:														<b>0.00</b>	

#### LEGEND

GOE	Grade of Execution	x	Credit for highlight distribution, base value multiplied by 1.1	!	Not clear edge
*	Invalid element	e	Wrong edge		
<	Under-rotated jump	<<	Downgraded jump		



## Start List With Times

Start Time	Finish Time	Starting Number	Name	CC	Current Rank	Current Score
16:45:00	16:52:00		<b>Warm-Up Group 1</b>			
16:52:30	17:00:40	1	FORGO Kristof	HUN	24	46.89
17:00:40	17:08:50	2	LEUNG Kwun Hung	HKG	23	47.84
17:08:50	17:17:00	3	ARTAN Engin Ali	TUR	19	51.52
17:17:00	17:25:10	4	MONTOYA Felipe	ESP	21	49.32
17:25:10	17:33:20	5	IONIAN Mario-Rafael	AUT	22	48.27
17:33:20	17:41:30	6	RAKIMGALIEV Abzal	KAZ	20	50.91
17:41:30	17:48:30		<b>Warm-Up Group 2</b>			
17:49:00	17:57:10	7	BJORK Marcus	SWE	18	53.10
17:57:10	18:05:20	8	KOLL Manuel	AUT	15	54.74
18:05:20	18:13:30	9	VIRTANEN Valtter	FIN	13	55.23
18:13:30	18:21:40	10	KVITELASHVILI Moris	RUS	14	55.07
18:21:40	18:29:50	11	SPIEGL Ondrej	SWE	16	54.22
18:29:50	18:38:00	12	ZANDRON Maurizio	ITA	17	54.13
18:38:00	18:53:00		<b>Resurfacing of the Ice</b>			
18:53:00	19:00:00		<b>Warm-Up Group 3</b>			
19:00:30	19:08:40	13	PONSART Romain	FRA	9	59.15
19:08:40	19:16:50	14	HINO Ryuju	JPN	11	58.92
19:16:50	19:25:00	15	LAM Ronald	HKG	7	65.20
19:25:00	19:33:10	16	WALKER Stephane	SUI	10	59.00
19:33:10	19:41:20	17	LIU Jiaxing	CHN	8	61.18
19:41:20	19:49:30	18	KASKA Pavel	CZE	12	56.44
19:49:30	19:56:30		<b>Warm-Up Group 4</b>			
19:57:00	20:05:10	19	SONG Nan	CHN	3	73.48
20:05:10	20:13:20	20	LIEBERS Peter	GER	4	73.23
20:13:20	20:21:30	21	KOZUKA Takahiko	JPN	1	77.15
20:21:30	20:29:40	22	GORSHKOV Gordei	RUS	5	66.31
20:29:40	20:37:50	23	GACHINSKI Artur	RUS	2	73.78
20:37:50	20:46:00	24	RAYA Javier	ESP	6	65.89

### NOTE

This time schedule is based on the timing intervals listed below, but is subject to change:


Resurfacing: 15:00

Warm-Up: 6:00

Duration of Skating: 4:30 +/- 10 seconds

Judging First: 3:10

Judging Last: 3:10

Timing and Results provided by  TISSOT



## Planned Program Content

<b>1 FORGO Kristof</b>			<b>HUN</b>		<b>Current Rank: 24</b>	
Coach: Z. Kulcsar, Z. Toth			Music: Heart Cry by Drezh, To Build a Home			
<b>Element Number</b>	<b>Name</b>	<b>Description</b>	<b>Element Number</b>	<b>Name</b>	<b>Description</b>	
1	3F	Triple Flip	8	3T	Triple Toeloop	
2	3Lz	Triple Lutz	9	2A	Double Axel	
3	3Lo+2T	Triple Loop+Double Toeloop	10	2A	Double Axel	
4	FCSp	Fly. Camel Spin	11	CCoSp	Change Foot Combination Spin	
5	StSq	Step Sequence	12	ChSq	Choreo Sequence	
6	3F	Triple Flip	13	CSSp	Change Foot Sit Spin	
7	3T+2T	Triple Toeloop+Double Toeloop				
<b>2 LEUNG Kwun Hung</b>			<b>HKG</b>		<b>Current Rank: 23</b>	
Coach: Craig Thomas Heath			Music: Crimson Tide, La Valse D'Amelie			
<b>Element Number</b>	<b>Name</b>	<b>Description</b>	<b>Element Number</b>	<b>Name</b>	<b>Description</b>	
1	2A	Double Axel	8	FCCoSp	Fly. Change Foot Comb. Spin	
2	3T+3T	Triple Toeloop+Triple Toeloop	9	2A+2T+2Lo	Double Axel+Double Toeloop+Double Loop	
3	3S	Triple Salchow	10	2F	Double Flip	
4	StSq	Step Sequence	11	2Lz	Double Lutz	
5	FSSp	Fly. Sit Spin	12	ChSq	Choreo Sequence	
6	3Lo	Triple Loop	13	CCoSp	Change Foot Combination Spin	
7	3S+2T	Triple Salchow+Double Toeloop				
<b>3 ARTAN Engin Ali</b>			<b>TUR</b>		<b>Current Rank: 19</b>	
Coach: Gamze Iyiis Guener			Music: Otonal by Raul di Blasio			
<b>Element Number</b>	<b>Name</b>	<b>Description</b>	<b>Element Number</b>	<b>Name</b>	<b>Description</b>	
1	3A+2T	Triple Axel+Double Toeloop	8	ChSq	Choreo Sequence	
2	3A	Triple Axel	9	3S	Triple Salchow	
3	3Lz	Triple Lutz	10	3T	Triple Toeloop	
4	StSq	Step Sequence	11	CSSp	Change Foot Sit Spin	
5	3Lo+2T	Triple Loop+Double Toeloop	12	2A	Double Axel	
6	3T+2Lo+2Lo	Triple Toeloop+Double Loop+Double Loop	13	CCoSp	Change Foot Combination Spin	
7	FCSp	Fly. Camel Spin				
<b>4 MONTOYA Felipe</b>			<b>ESP</b>		<b>Current Rank: 21</b>	
Coach: Jordi Lafarga			Music: Pagliacci			
<b>Element Number</b>	<b>Name</b>	<b>Description</b>	<b>Element Number</b>	<b>Name</b>	<b>Description</b>	
1	3T+3T	Triple Toeloop+Triple Toeloop	8	3Lz+2T	Triple Lutz+Double Toeloop	
2	3A	Triple Axel	9	CCoSp	Change Foot Combination Spin	
3	3Lz+2T+2Lo	Triple Lutz+Double Toeloop+Double Loop	10	ChSq	Choreo Sequence	
4	CSSp	Change Foot Sit Spin	11	3F	Triple Flip	
5	StSq	Step Sequence	12	2A	Double Axel	
6	3S	Triple Salchow	13	CCSp	Change Foot Camel Spin	
7	3Lo	Triple Loop				



## Planned Program Content

<b>5 IONIAN Mario-Rafael</b>			<b>AUT</b>		<b>Current Rank: 22</b>	
Coach: Elena Romanova						
Music: Vabank (soundtrack)						
Element Number	Name	Description	Element Number	Name	Description	
1	3Lz	Triple Lutz	8	3S+2T	Triple Salchow+Double Toeloop	
2	3Lo	Triple Loop	9	3T+2T	Triple Toeloop+Double Toeloop	
3	3T	Triple Toeloop	10	2A	Double Axel	
4	3S	Triple Salchow	11	FSSp	Fly. Sit Spin	
5	FCCoSp	Fly. Change Foot Comb. Spin	12	ChSq	Choreo Sequence	
6	StSq	Step Sequence	13	CCoSp	Change Foot Combination Spin	
7	2A+1Lo+2S	Double Axel+Single Loop+Double Salchow				
<b>6 RAKIMGALIEV Abzal</b>			<b>KAZ</b>		<b>Current Rank: 20</b>	
Coach: Nikolai Morozov						
Music: Once Upon a Time in America (soundtrack)						
Element Number	Name	Description	Element Number	Name	Description	
1	3S	Triple Salchow	8	3Lo	Triple Loop	
2	3F	Triple Flip	9	3T+2A	Triple Toeloop+Double Axel	
3	3A	Triple Axel	10	2A	Double Axel	
4	FCSp	Fly. Camel Spin	11	ChSq	Choreo Sequence	
5	StSq	Step Sequence	12	CCoSp	Change Foot Combination Spin	
6	3A+2T	Triple Axel+Double Toeloop	13	CSSp	Change Foot Sit Spin	
7	3S+1Lo+2S	Triple Salchow+Single Loop+Double Salchow				
<b>7 BJORK Marcus</b>			<b>SWE</b>		<b>Current Rank: 18</b>	
Coach: L. Vince, E. Magnusson						
Music: Puss in Boots (OST) by Henry Jackman						
Element Number	Name	Description	Element Number	Name	Description	
1	3Lz+3T	Triple Lutz+Triple Toeloop	8	StSq	Step Sequence	
2	3A	Triple Axel	9	3A	Triple Axel	
3	3T+2T+2Lo	Triple Toeloop+Double Toeloop+Double Loop	10	2A	Double Axel	
4	3Lo	Triple Loop	11	ChSq	Choreo Sequence	
5	CCoSp	Change Foot Combination Spin	12	FCSp	Fly. Camel Spin	
6	3Lz	Triple Lutz	13	CSSp	Change Foot Sit Spin	
7	3S+2T	Triple Salchow+Double Toeloop				
<b>8 KOLL Manuel</b>			<b>AUT</b>		<b>Current Rank: 15</b>	
Coach: Ursula Koll, Claudia Koll						
Music: Man With a Harmonica by E. Morricone						
Element Number	Name	Description	Element Number	Name	Description	
1	3Lz+3T	Triple Lutz+Triple Toeloop	8	3S	Triple Salchow	
2	3Lz+2T+2Lo	Triple Lutz+Double Toeloop+Double Loop	9	3Lo	Triple Loop	
3	3T	Triple Toeloop	10	2A+2T	Double Axel+Double Toeloop	
4	2A	Double Axel	11	FCSp	Fly. Camel Spin	
5	StSq	Step Sequence	12	ChSq	Choreo Sequence	
6	CCoSp	Change Foot Combination Spin	13	CCoSp	Change Foot Combination Spin	
7	3F	Triple Flip				



## Planned Program Content

<b>9 VIRTANEN Valtter</b>			<b>FIN</b>		<b>Current Rank:</b>	<b>13</b>
Coach: Karel Fajfr, Frank Dehne						
Music: Alexander (soundtrack) by Vangelis						
Element Number	Name	Description	Element Number	Name	Description	
1	3T+2T	Triple Toeloop+Double Toeloop	8	3S+2T	Triple Salchow+Double Toeloop	
2	2A	Double Axel	9	3S	Triple Salchow	
3	3Lz	Triple Lutz	10	CCoSp	Change Foot Combination Spin	
4	3Lo	Triple Loop	11	ChSq	Choreo Sequence	
5	FCSp	Fly. Camel Spin	12	2A	Double Axel	
6	StSq	Step Sequence	13	FCCoSp	Fly. Change Foot Comb. Spin	
7	3T+1Lo+2S	Triple Toeloop+Single Loop+Double Salchow				
<b>10 KVITELASHVILI Moris</b>			<b>RUS</b>		<b>Current Rank:</b>	<b>14</b>
Coach: E. Tutberidze, S. Dudakov						
Music: Blues Medley						
Element Number	Name	Description	Element Number	Name	Description	
1	3A	Triple Axel	8	3F	Triple Flip	
2	4T+3T	Quad Toeloop+Triple Toeloop	9	3Lo+1Lo+2S	Triple Loop+Single Loop+Double Salchow	
3	4S	Quad Salchow	10	3S	Triple Salchow	
4	CCoSp	Change Foot Combination Spin	11	FCSp	Fly. Camel Spin	
5	StSq	Step Sequence	12	ChSq	Choreo Sequence	
6	4T	Quad Toeloop	13	CSSp	Change Foot Sit Spin	
7	3F+2T	Triple Flip+Double Toeloop				
<b>11 SPIEGL Ondrej</b>			<b>SWE</b>		<b>Current Rank:</b>	<b>16</b>
Coach: Alan Spiegl						
Music: Craig Armstrong Medley, Grenade						
Element Number	Name	Description	Element Number	Name	Description	
1	3A	Triple Axel	8	2A	Double Axel	
2	3Lz+2T	Triple Lutz+Double Toeloop	9	StSq	Step Sequence	
3	3Lo	Triple Loop	10	FCSp	Fly. Camel Spin	
4	CCoSp	Change Foot Combination Spin	11	3T	Triple Toeloop	
5	3S+1Lo+2S	Triple Salchow+Single Loop+Double Salchow	12	ChSq	Choreo Sequence	
6	3Lz	Triple Lutz	13	CSSp	Change Foot Sit Spin	
7	3S+2T	Triple Salchow+Double Toeloop				
<b>12 ZANDRON Maurizio</b>			<b>ITA</b>		<b>Current Rank:</b>	<b>17</b>
Coach: Cristina Mauri						
Music: The Artist (OST) by Ludovic Bourque						
Element Number	Name	Description	Element Number	Name	Description	
1	3A	Triple Axel	8	3Lo	Triple Loop	
2	3S+3T	Triple Salchow+Triple Toeloop	9	2A	Double Axel	
3	3Lo+2T+2Lo	Triple Loop+Double Toeloop+Double Loop	10	ChSq	Choreo Sequence	
4	FSSp	Fly. Sit Spin	11	2A	Double Axel	
5	StSq	Step Sequence	12	3S	Triple Salchow	
6	FCCoSp	Fly. Change Foot Comb. Spin	13	CCoSp	Change Foot Combination Spin	
7	3Lz+2T	Triple Lutz+Double Toeloop				





## Planned Program Content

<b>13 PONSART Romain</b>			<b>FRA</b>		<b>Current Rank: 9</b>	
Coach: A. Dumont, C. Glaise						
Music: Inception (soundtrack) by Hans Zimmer						
Element Number	Name	Description	Element Number	Name	Description	
1	3A	Triple Axel	8	3Lo	Triple Loop	
2	3Lz	Triple Lutz	9	2A	Double Axel	
3	3Lz+2T	Triple Lutz+Double Toeloop	10	FCSp	Fly. Camel Spin	
4	CSSp	Change Foot Sit Spin	11	3S+2T+2Lo	Triple Salchow+Double Toeloop+Double Loop	
5	StSq	Step Sequence	12	CCoSp	Change Foot Combination Spin	
6	3S	Triple Salchow	13	ChSq	Choreo Sequence	
7	3F+3T	Triple Flip+Triple Toeloop				
<b>14 HINO Ryuju</b>			<b>JPN</b>		<b>Current Rank: 11</b>	
Coach: Hiroshi Nagakubo						
Music: King Arthur (soundtrack) by Hans Zimmer						
Element Number	Name	Description	Element Number	Name	Description	
1	4T	Quad Toeloop	8	3S	Triple Salchow	
2	3A+3T	Triple Axel+Triple Toeloop	9	3F	Triple Flip	
3	3Lz+2T	Triple Lutz+Double Toeloop	10	3Lz+2T+2Lo	Triple Lutz+Double Toeloop+Double Loop	
4	3Lo	Triple Loop	11	CSSp	Change Foot Sit Spin	
5	StSq	Step Sequence	12	ChSq	Choreo Sequence	
6	CCoSp	Change Foot Combination Spin	13	FCCoSp	Fly. Change Foot Comb. Spin	
7	3A	Triple Axel				
<b>15 LAM Ronald</b>			<b>HKG</b>		<b>Current Rank: 7</b>	
Coach: Bruno Delmaestro						
Music: The Phantom of the Opera (soundtrack)						
Element Number	Name	Description	Element Number	Name	Description	
1	4T	Quad Toeloop	8	3Lz+3T+2T	Triple Lutz+Triple Toeloop+Double Toeloop	
2	3A	Triple Axel	9	StSq	Step Sequence	
3	3F	Triple Flip	10	3S+2T	Triple Salchow+Double Toeloop	
4	FSSp	Fly. Sit Spin	11	2A	Double Axel	
5	FCCoSp	Fly. Change Foot Comb. Spin	12	ChSq	Choreo Sequence	
6	3Lz+3T	Triple Lutz+Triple Toeloop	13	CCoSp	Change Foot Combination Spin	
7	3Lo	Triple Loop				
<b>16 WALKER Stephane</b>			<b>SUI</b>		<b>Current Rank: 10</b>	
Coach: Myriam Loriol-Oberwiler						
Music: Piano Concerto No. 21, Andante by Mozart						
Element Number	Name	Description	Element Number	Name	Description	
1	3A	Triple Axel	8	3F	Triple Flip	
2	3Lo	Triple Loop	9	ChSq	Choreo Sequence	
3	3Lo+2T+2T	Triple Loop+Double Toeloop+Double Toeloop	10	3S	Triple Salchow	
4	FCSp	Fly. Camel Spin	11	3Lz	Triple Lutz	
5	3Lz+3T	Triple Lutz+Triple Toeloop	12	2A+2A+SEQ	Double Axel+Double Axel+SEQ	
6	CCoSp	Change Foot Combination Spin	13	FCCoSp	Fly. Combination Spin	
7	StSq	Step Sequence				



## Planned Program Content

<b>17 LIU Jiaying</b>			<b>CHN</b>		<b>Current Rank: 8</b>	
Coach: Lijie Yu						
Music: Terracotta Warrior by Shigeru Umebayashi						
Element Number	Name	Description	Element Number	Name	Description	
1	3Lz+2T	Triple Lutz+Double Toeloop	8	3S	Triple Salchow	
2	3F	Triple Flip	9	3F+2T+2Lo	Triple Flip+Double Toeloop+Double Loop	
3	3Lo	Triple Loop	10	2A	Double Axel	
4	FCSp	Fly. Camel Spin	11	ChSq	Choreo Sequence	
5	StSq	Step Sequence	12	2A	Double Axel	
6	CSSp	Change Foot Sit Spin	13	CCoSp	Change Foot Combination Spin	
7	3Lz+2T	Triple Lutz+Double Toeloop				
<b>18 KASKA Pavel</b>			<b>CZE</b>		<b>Current Rank: 12</b>	
Coach: Vlasta Koprivova						
Music: New World Concerto by Antonin Dvorak						
Element Number	Name	Description	Element Number	Name	Description	
1	2A	Double Axel	8	3T+3T+2T	Triple Toeloop+Triple Toeloop+Double Toeloop	
2	2Lz	Double Lutz	9	2A	Double Axel	
3	3F	Triple Flip	10	3S+2T	Triple Salchow+Double Toeloop	
4	3Lo+2T	Triple Loop+Double Toeloop	11	CCoSp	Change Foot Combination Spin	
5	StSq	Step Sequence	12	ChSq	Choreo Sequence	
6	FSSp	Fly. Sit Spin	13	CCSp	Change Foot Camel Spin	
7	3Lo	Triple Loop				
<b>19 SONG Nan</b>			<b>CHN</b>		<b>Current Rank: 3</b>	
Coach: Wei Li						
Music: Sarabande Suite by Yoav Goren						
Element Number	Name	Description	Element Number	Name	Description	
1	4T+3T	Quad Toeloop+Triple Toeloop	8	3Lo	Triple Loop	
2	4T	Quad Toeloop	9	3Lz+2Lo+2T	Triple Lutz+Double Loop+Double Toeloop	
3	2A	Double Axel	10	StSq	Step Sequence	
4	FCCoSp	Fly. Change Foot Comb. Spin	11	3S	Triple Salchow	
5	CSSp	Change Foot Sit Spin	12	ChSq	Choreo Sequence	
6	3A+2T	Triple Axel+Double Toeloop	13	CCoSp	Change Foot Combination Spin	
7	3A	Triple Axel				
<b>20 LIEBERS Peter</b>			<b>GER</b>		<b>Current Rank: 4</b>	
Coach: Viola Striegler						
Music: Who Wants to Live Forever by D. Garrett						
Element Number	Name	Description	Element Number	Name	Description	
1	4T	Quad Toeloop	8	3F	Triple Flip	
2	3A+3T	Triple Axel+Triple Toeloop	9	3Lo	Triple Loop	
3	3Lz	Triple Lutz	10	FCCoSp	Fly. Change Foot Comb. Spin	
4	StSq	Step Sequence	11	2A	Double Axel	
5	3A+2T	Triple Axel+Double Toeloop	12	ChSq	Choreo Sequence	
6	3Lz+1Lo+3S	Triple Lutz+Single Loop+Triple Salchow	13	CCoSp	Change Foot Combination Spin	
7	FSSp	Fly. Sit Spin				



## Planned Program Content

<b>21 KOZUKA Takahiko</b>			<b>JPN</b>			<b>Current Rank: 1</b>		
Coach: Nobuo Sato, Yuka Sato								
Music: Io Ci Saro by Andrea Boccelli								
Element Number	Name	Description	Element Number	Name	Description	Element Number	Name	Description
1	4T	Quad Toeloop	8	3F	Triple Flip			
2	3Lz+2T	Triple Lutz+Double Toeloop	9	3Lo	Triple Loop			
3	3A	Triple Axel	10	3S	Triple Salchow			
4	FSSp	Fly. Sit Spin	11	FCCoSp	Fly. Change Foot Comb. Spin			
5	StSq	Step Sequence	12	ChSq	Choreo Sequence			
6	3A+2T+2Lo	Triple Axel+Double Toeloop+Double Loop	13	CCoSp	Change Foot Combination Spin			
7	3Lz+3T	Triple Lutz+Triple Toeloop						
<b>22 GORSHKOV Gordei</b>			<b>RUS</b>			<b>Current Rank: 5</b>		
Coach: E. Rukavitsin, V. Molotov								
Music: Moonlight Sonata by Beethoven								
Element Number	Name	Description	Element Number	Name	Description	Element Number	Name	Description
1	3F	Triple Flip	8	3Lo	Triple Loop			
2	3A+2T	Triple Axel+Double Toeloop	9	3Lz	Triple Lutz			
3	3A	Triple Axel	10	ChSq	Choreo Sequence			
4	FCSp	Fly. Camel Spin	11	2A	Double Axel			
5	StSq	Step Sequence	12	CCoSp	Change Foot Combination Spin			
6	3Lz+3T	Triple Lutz+Triple Toeloop	13	FCCoSp	Fly. Change Foot Comb. Spin			
7	3S+2T+2Lo	Triple Salchow+Double Toeloop+Double Loop						
<b>23 GACHINSKI Artur</b>			<b>RUS</b>			<b>Current Rank: 2</b>		
Coach: T. Tarasova, A. Uspenski								
Music: Rhapsody on a Theme of Paganini								
Element Number	Name	Description	Element Number	Name	Description	Element Number	Name	Description
1	4S	Quad Salchow	8	3Lo	Triple Loop			
2	4T+3T	Quad Toeloop+Triple Toeloop	9	CCSp	Change Foot Camel Spin			
3	3A	Triple Axel	10	StSq	Step Sequence			
4	FCSp	Fly. Camel Spin	11	ChSq	Choreo Sequence			
5	3Lz	Triple Lutz	12	2A	Double Axel			
6	3A+2T	Triple Axel+Double Toeloop	13	CCoSp	Change Foot Combination Spin			
7	3F+2T	Triple Flip+Double Toeloop						
<b>24 RAYA Javier</b>			<b>ESP</b>			<b>Current Rank: 6</b>		
Coach: Jordi Lafarga								
Music: West Side Story by Leonard Bernstein								
Element Number	Name	Description	Element Number	Name	Description	Element Number	Name	Description
1	3A+2T	Triple Axel+Double Toeloop	8	ChSq	Choreo Sequence			
2	3F+3T	Triple Flip+Triple Toeloop	9	FCSp	Fly. Camel Spin			
3	3A	Triple Axel	10	3S	Triple Salchow			
4	3Lz	Triple Lutz	11	StSq	Step Sequence			
5	CSSp	Change Foot Sit Spin	12	2A	Double Axel			
6	3F	Triple Flip	13	CCoSp	Change Foot Combination Spin			
7	3Lz	Triple Lutz						



## Technical Panel and Panel of Judges

### Technical Panel

#### Function

#### Name

Technical Controller	TAUCHMANOVA Vera	ISU
Technical Specialist	ROSSOUKHI-SCHNEIDER Evelyn	ISU
Assistant Technical Specialist	KUZNETSOV Alexander	ISU

### Panel of Judges

#### Function

#### Name

Referee	BARBACCI LEVY Diana	ISU
Judge No.1	VIKARNE-HOMOLYA Zsuzsanna	HUN
Judge No.2	PLESNIKOVA Zuzana	CZE
Judge No.3	ORTEGA HERNANDEZ Adriana	ESP
Judge No.4	CHOW Edward Ka-Yin	HKG
Judge No.5	GUSKOV Yuri	KAZ
Judge No.6	YOSHIZAWA Akira	JPN
Judge No.7	BIGNARDI Elisabetta	ITA

### Data / Replay Operators

#### Function

#### Name

Data Operator	GRAGLIA Flavia	ISU
Replay Operator	WALDVOGEL Michael	ISU



## Segment Results

Rank	Name	CC	Total Segment Score
1	LIEBERS Peter	GER	150.51
2	GACHINSKI Artur	RUS	142.81
3	KOZUKA Takahiko	JPN	140.55
4	KVITELASHVILI Moris	RUS	138.27
5	GORSHKOV Gordei	RUS	136.85
6	SONG Nan	CHN	135.93
7	LAM Ronald	HKG	131.37
8	HINO Ryuju	JPN	127.38
9	PONSART Romain	FRA	123.58
10	LIU Jiaxing	CHN	120.80
11	KASKA Pavel	CZE	117.43
12	WALKER Stephane	SUI	114.65
13	RAYA Javier	ESP	114.37
14	SPIEGL Ondrej	SWE	112.56
15	RAKIMGALIEV Abzal	KAZ	110.61
16	VIRTANEN Valtter	FIN	110.18
17	BJORK Marcus	SWE	105.33
18	IONIAN Mario-Rafael	AUT	103.06
19	FORGO Kristof	HUN	101.87
20	ZANDRON Maurizio	ITA	100.09
21	MONTOYA Felipe	ESP	96.60
22	ARTAN Engin Ali	TUR	93.24
23	KOLL Manuel	AUT	82.28
24	LEUNG Kwun Hung	HKG	71.85

BARBACCI LEVY Diana, ISU  
Referee

TAUCHMANOVA Vera, ISU  
Technical Controller



## Results Details

Rk	Name	CC	Total Segment Score	Total Element Score	Factored Total Component Score	Unfactored Program Component Scores					Total Deductions
						Skating Skills	Transitions /Linking Footwork	Performance /Execution	Choreography /Composition	Interpretation	
1	LIEBERS Peter	GER	150.51	76.81	73.70	7.35	7.20	7.45	7.35	7.50	0.00
2	GACHINSKI Artur	RUS	142.81	66.81	77.00	7.80	7.40	7.75	7.75	7.80	-1.00
3	KOZUKA Takahiko	JPN	140.55	62.05	80.50	8.35	7.85	7.80	8.15	8.10	-2.00
4	KVITELASHVILI Moris	RUS	138.27	72.97	66.30	6.75	6.25	6.80	6.60	6.75	-1.00
5	GORSHKOV Gordei	RUS	136.85	69.95	66.90	6.75	6.50	6.90	6.65	6.65	0.00
6	SONG Nan	CHN	135.93	68.93	67.00	6.90	6.30	6.65	6.80	6.85	0.00
7	LAM Ronald	HKG	131.37	69.97	64.40	6.65	6.30	6.40	6.40	6.45	-3.00
8	HINO Ryuju	JPN	127.38	66.68	61.70	6.45	5.90	6.20	6.20	6.10	-1.00
9	PONSART Romain	FRA	123.58	59.48	65.10	6.60	6.10	6.55	6.55	6.75	-1.00
10	LIU Jiaying	CHN	120.80	57.10	63.70	6.65	5.95	6.25	6.60	6.40	0.00
11	KASKA Pavel	CZE	117.43	59.63	58.80	6.20	5.30	5.95	5.90	6.05	-1.00
12	WALKER Stephane	SUI	114.65	52.05	63.60	6.35	6.05	6.30	6.50	6.60	-1.00
13	RAYA Javier	ESP	114.37	52.77	63.60	6.45	6.10	6.40	6.40	6.45	-2.00
14	SPIEGL Ondrej	SWE	112.56	55.06	58.50	6.05	5.55	5.90	5.85	5.90	-1.00
15	RAKIMGALIEV Abzal	KAZ	110.61	56.31	56.30	5.85	5.25	5.60	5.65	5.80	-2.00
16	VIRTANEN Valtter	FIN	110.18	54.28	55.90	5.85	5.30	5.60	5.60	5.60	0.00
17	BJORK Marcus	SWE	105.33	52.83	54.50	5.65	5.20	5.45	5.45	5.50	-2.00
18	IONIAN Mario-Rafael	AUT	103.06	51.96	51.10	5.20	4.75	5.35	5.10	5.15	0.00
19	FORGO Kristof	HUN	101.87	51.27	50.60	5.25	4.85	5.05	5.15	5.00	0.00
20	ZANDRON Maurizio	ITA	100.09	47.79	54.30	5.40	5.30	5.30	5.55	5.60	-2.00
21	MONTOYA Felipe	ESP	96.60	46.00	51.60	5.25	5.00	5.05	5.25	5.25	-1.00
22	ARTAN Engin Ali	TUR	93.24	48.64	45.60	4.90	4.30	4.40	4.65	4.55	-1.00
23	KOLL Manuel	AUT	82.28	34.28	49.00	5.10	4.65	4.80	5.00	4.95	-1.00
24	LEUNG Kwun Hung	HKG	71.85	28.75	45.10	4.60	4.40	4.30	4.60	4.65	-2.00

### LEGEND

Rk Rank



### Judges Details Per Skater

Rank	Name	CC	Starting Number	Total Segment Score	Total Element Score	Program Component Score (factored)	Total Deductions							
1	LIEBERS Peter	GER	20	150.51	76.81	73.70	0.00							
#	Executed Elements	Info	Base Value	GOE	J1	J2	J3	J4	J5	J6	J7	J8	J9	Scores of Panel
1	3T		4.10	0.70	1	1	1	1	1	2	1	-	-	4.80
2	3A+1T		8.90	-1.00	-1	-1	-1	-1	0	-1	-1	-	-	7.90
3	3Lz		6.00	0.70	1	1	1	1	1	1	1	-	-	6.70
4	StSq4		3.90	0.84	2	1	1	1	1	1	2	-	-	4.74
5	3A		9.35 x	1.80	2	2	2	1	1	2	2	-	-	11.15
6	3Lz+1Lo+3S		11.77 x	0.70	1	1	1	1	1	1	1	-	-	12.47
7	FSSp4		3.00	0.40	1	0	0	2	1	1	1	-	-	3.40
8	3F		5.83 x	0.42	0	0	0	1	1	1	1	-	-	6.25
9	3Lo		5.61 x	0.56	1	0	0	1	1	1	1	-	-	6.17
10	FCCoSp3p3		3.00	0.10	0	0	0	1	1	0	0	-	-	3.10
11	2A		3.63 x	0.50	1	1	1	1	0	1	2	-	-	4.13
12	ChSq1		2.00	0.70	1	1	1	1	1	1	1	-	-	2.70
13	CCoSp3p3		3.00	0.30	0	0	1	1	1	1	0	-	-	3.30
<b>70.09</b>													<b>76.81</b>	
Program Components			Factor											
Skating Skills			2.00	7.25	7.50	7.25	7.00	7.50	7.25	7.50	-	-	-	7.35
Transitions / Linking Footwork / Movement			2.00	7.25	7.25	7.00	7.50	7.25	7.00	7.25	-	-	-	7.20
Performance / Execution			2.00	7.50	7.50	7.75	7.25	7.75	7.25	6.75	-	-	-	7.45
Choreography / Composition			2.00	7.50	7.50	7.25	7.25	7.50	7.25	7.00	-	-	-	7.35
Interpretation			2.00	7.75	7.50	7.75	7.00	7.50	7.25	7.50	-	-	-	7.50
<b>Judges Total Program Component Score (factored)</b>														<b>73.70</b>
<b>Deductions:</b>														<b>0.00</b>

Rank	Name	CC	Starting Number	Total Segment Score	Total Element Score	Program Component Score (factored)	Total Deductions							
2	GACHINSKI Artur	RUS	23	142.81	66.81	77.00	-1.00							
#	Executed Elements	Info	Base Value	GOE	J1	J2	J3	J4	J5	J6	J7	J8	J9	Scores of Panel
1	4S		10.50	-1.00	-1	-1	-1	0	-1	-1	-1	-	-	9.50
2	4T		10.30	-3.00	-3	-3	-3	-3	-3	-3	-3	-	-	7.30
3	3A+SEQ		6.80	-1.80	-2	-2	-2	-1	-1	-2	-2	-	-	5.00
4	FCSp4		3.20	0.50	2	1	1	1	1	1	1	-	-	3.70
5	3Lz+2T		8.03 x	0.28	1	0	0	-1	0	1	1	-	-	8.31
6	3A		9.35 x	1.60	2	2	1	2	0	1	2	-	-	10.95
7	3Fe	e	4.07 x	-0.98	-1	-1	-2	-2	-1	-1	-2	-	-	3.09
8	3Lo		5.61 x	0.70	2	1	0	1	1	1	1	-	-	6.31
9	CSSp1V1		1.30	0.50	1	1	1	1	1	1	1	-	-	1.80
10	StSq3		3.30	0.90	2	1	1	2	2	2	2	-	-	4.20
11	ChSq1		2.00	0.56	2	0	0	1	1	1	1	-	-	2.56
12	2A		3.63 x	-0.50	-1	-1	-1	-1	0	-1	-1	-	-	3.13
13	CCoSp2pB		1.20	-0.24	-1	-1	-1	-1	0	0	-1	-	-	0.96
<b>69.29</b>													<b>66.81</b>	
Program Components			Factor											
Skating Skills			2.00	8.25	8.00	7.00	7.50	8.25	7.50	7.75	-	-	-	7.80
Transitions / Linking Footwork / Movement			2.00	7.50	7.75	6.25	7.00	8.00	7.00	7.75	-	-	-	7.40
Performance / Execution			2.00	8.25	8.00	6.50	7.75	8.25	7.50	7.25	-	-	-	7.75
Choreography / Composition			2.00	8.25	8.00	7.00	7.75	8.25	7.50	7.25	-	-	-	7.75
Interpretation			2.00	8.50	8.25	7.25	7.50	8.00	7.75	7.50	-	-	-	7.80
<b>Judges Total Program Component Score (factored)</b>														<b>77.00</b>
<b>Deductions:</b>			Falls:	-1.00										<b>-1.00</b>



### Judges Details Per Skater

Rank	Name	CC	Starting Number	Total Segment Score	Total Element Score	Program Component Score (factored)	Total Deductions								
3	KOZUKA Takahiko	JPN	21	140.55	62.05	80.50	-2.00								
#	Executed Elements	Info	Base Value	GOE	J1	J2	J3	J4	J5	J6	J7	J8	J9	Scores of Panel	
1	4T<	<	7.20	-3.00	-3	-3	-3	-3	-3	-3	-3	-	-	4.20	
2	2T		1.30	0.12	0	0	1	1	1	2	0	-	-	1.42	
3	3A		8.50	0.60	1	0	0	1	0	1	1	-	-	9.10	
4	FSSp4		3.00	0.70	1	1	1	2	2	2	1	-	-	3.70	
5	StSq4		3.90	1.26	2	1	2	2	2	3	1	-	-	5.16	
6	3A<<+REP	<<	2.54 x	-1.50	-3	-3	-3	-3	-3	-3	-3	-	-	1.04	
7	3Lz+3T		11.11 x	0.42	1	0	0	1	0	1	1	-	-	11.53	
8	3F	!	5.83 x	0.00	0	-1	0	0	0	0	0	-	-	5.83	
9	3Lo		5.61 x	0.56	1	0	1	1	0	2	1	-	-	6.17	
10	3S		4.62 x	-1.40	-2	-2	-2	-1	-2	-2	-2	-	-	3.22	
11	FCCoSp3p3		3.00	0.30	0	0	1	1	1	1	0	-	-	3.30	
12	ChSq1		2.00	0.98	2	0	1	2	1	2	1	-	-	2.98	
13	CCoSp3p4		3.50	0.90	2	1	1	2	2	3	2	-	-	4.40	
<b>62.11</b>														<b>62.05</b>	
Program Components				Factor											
Skating Skills				2.00	8.50	8.00	8.50	8.50	8.50	8.25	7.75	-	-	8.35	
Transitions / Linking Footwork / Movement				2.00	7.75	7.75	7.75	8.00	8.00	8.00	7.00	-	-	7.85	
Performance / Execution				2.00	8.00	7.50	7.50	8.25	8.00	8.00	6.75	-	-	7.80	
Choreography / Composition				2.00	8.50	7.75	8.25	8.50	8.00	8.25	7.25	-	-	8.15	
Interpretation				2.00	8.50	7.75	8.25	8.25	8.00	8.25	7.50	-	-	8.10	
<b>Judges Total Program Component Score (factored)</b>														<b>80.50</b>	
<b>Deductions:</b>				Falls:	-2.00										<b>-2.00</b>

Rank	Name	CC	Starting Number	Total Segment Score	Total Element Score	Program Component Score (factored)	Total Deductions								
4	KVITELASHVILI Moris	RUS	10	138.27	72.97	66.30	-1.00								
#	Executed Elements	Info	Base Value	GOE	J1	J2	J3	J4	J5	J6	J7	J8	J9	Scores of Panel	
1	1A		1.10	0.00	0	0	0	0	0	1	-1	-	-	1.10	
2	4T+2T		11.60	0.40	0	0	1	0	1	1	0	-	-	12.00	
3	4S		10.50	0.60	1	0	0	-1	1	1	1	-	-	11.10	
4	CCoSp3p4		3.50	0.30	0	0	0	1	1	1	1	-	-	3.80	
5	StSq3		3.30	0.70	1	1	1	1	2	2	2	-	-	4.00	
6	4T		11.33 x	-3.00	-3	-3	-3	-3	-3	-3	-3	-	-	8.33	
7	3F+3T		10.34 x	0.70	1	1	1	1	0	1	1	-	-	11.04	
8	3F		5.83 x	0.14	1	0	0	0	0	0	1	-	-	5.97	
9	2Lo+1Lo<<+2S	<<	3.41 x	-0.66	-2	-2	-2	-3	-2	-3	-1	-	-	2.75	
10	3S		4.62 x	0.42	1	0	0	0	1	1	1	-	-	5.04	
11	FCSp4		3.20	0.00	0	0	0	0	1	0	0	-	-	3.20	
12	ChSq1		2.00	0.84	1	0	1	1	2	1	2	-	-	2.84	
13	CSSp2V1		1.60	0.20	0	0	0	1	0	1	1	-	-	1.80	
<b>72.33</b>														<b>72.97</b>	
Program Components				Factor											
Skating Skills				2.00	6.50	6.50	6.75	6.50	7.00	7.50	7.00	-	-	6.75	
Transitions / Linking Footwork / Movement				2.00	5.50	5.75	5.75	6.25	6.75	6.75	7.25	-	-	6.25	
Performance / Execution				2.00	7.00	6.50	6.75	6.00	7.00	7.50	6.75	-	-	6.80	
Choreography / Composition				2.00	6.00	6.25	6.25	6.25	7.25	7.25	7.00	-	-	6.60	
Interpretation				2.00	6.25	6.25	6.75	6.25	7.25	7.25	7.25	-	-	6.75	
<b>Judges Total Program Component Score (factored)</b>														<b>66.30</b>	
<b>Deductions:</b>				Falls:	-1.00										<b>-1.00</b>





### Judges Details Per Skater

Rank	Name	CC	Starting Number	Total Segment Score	Total Element Score	Program Component Score (factored)	Total Deductions							
5	GORSHKOV Gordei	RUS	22	136.85	69.95	66.90	0.00							
#	Executed Elements	Info	Base Value	GOE	J1	J2	J3	J4	J5	J6	J7	J8	J9	Scores of Panel
1	3Fe	e	3.70	-0.70	-1	-1	-1	0	-1	-1	-1	-	-	3.00
2	3A+2T		9.80	-1.00	0	-1	-1	-1	-1	-1	-1	-	-	8.80
3	3A		8.50	-0.20	0	0	0	0	0	-1	-1	-	-	8.30
4	StSq4		3.90	0.84	0	1	1	2	1	2	1	-	-	4.74
5	FCSp4		3.20	0.60	1	1	1	2	1	2	1	-	-	3.80
6	3Lz+3T		11.11 x	0.56	1	0	1	1	0	1	1	-	-	11.67
7	3S+2T+2Lo		8.03 x	0.00	0	0	0	0	0	1	0	-	-	8.03
8	3Lo		5.61 x	-0.14	0	0	0	-1	0	0	-1	-	-	5.47
9	2Lz		2.31 x	-0.12	0	0	0	-1	0	-1	-1	-	-	2.19
10	ChSq1		2.00	0.42	0	0	0	1	1	1	1	-	-	2.42
11	2A		3.63 x	-0.10	0	0	0	-1	0	0	-1	-	-	3.53
12	CCoSp3p4		3.50	0.60	0	1	1	2	1	2	1	-	-	4.10
13	FCCoSp3p4		3.50	0.40	0	0	1	1	2	1	1	-	-	3.90
<b>68.79</b>													<b>69.95</b>	
Program Components				Factor										
Skating Skills				2.00	6.50	6.75	6.50	7.25	7.75	6.75	6.50	-	-	6.75
Transitions / Linking Footwork / Movement				2.00	6.25	6.50	6.00	7.00	7.50	6.50	6.25	-	-	6.50
Performance / Execution				2.00	6.75	6.75	6.50	7.50	7.75	7.00	6.00	-	-	6.90
Choreography / Composition				2.00	6.25	6.75	6.25	7.25	7.50	6.75	6.25	-	-	6.65
Interpretation				2.00	6.25	6.50	6.50	7.00	7.75	6.75	6.50	-	-	6.65
<b>Judges Total Program Component Score (factored)</b>													<b>66.90</b>	
<b>Deductions:</b>													<b>0.00</b>	

Rank	Name	CC	Starting Number	Total Segment Score	Total Element Score	Program Component Score (factored)	Total Deductions							
6	SONG Nan	CHN	19	135.93	68.93	67.00	0.00							
#	Executed Elements	Info	Base Value	GOE	J1	J2	J3	J4	J5	J6	J7	J8	J9	Scores of Panel
1	4T		10.30	-2.00	-2	-2	-2	-2	-2	-2	-2	-	-	8.30
2	3A+1T+1Lo		9.40	0.20	0	1	1	0	0	0	0	-	-	9.60
3	3Lo		5.10	0.00	0	0	0	0	0	1	0	-	-	5.10
4	FCCoSp3p4		3.50	0.50	1	1	1	1	1	1	1	-	-	4.00
5	CSSp4		3.00	0.40	0	0	1	1	1	1	1	-	-	3.40
6	3A		9.35 x	-1.00	-1	-1	-1	0	-1	-1	-1	-	-	8.35
7	3Lz		6.60 x	0.00	0	0	0	-1	0	0	0	-	-	6.60
8	3S		4.62 x	0.56	1	1	0	1	0	1	1	-	-	5.18
9	2Lz+2T		3.74 x	0.00	0	0	0	0	0	0	0	-	-	3.74
10	StSq3		3.30	0.70	1	1	1	2	2	1	2	-	-	4.00
11	2A+2T		5.06 x	0.10	0	0	1	0	0	1	0	-	-	5.16
12	ChSq1		2.00	0.70	1	0	1	1	1	1	1	-	-	2.70
13	CCoSp3p2		2.50	0.30	0	0	0	1	1	1	1	-	-	2.80
<b>68.47</b>													<b>68.93</b>	
Program Components				Factor										
Skating Skills				2.00	6.75	6.75	6.75	6.00	7.25	7.00	7.25	-	-	6.90
Transitions / Linking Footwork / Movement				2.00	6.00	6.50	6.00	5.50	7.00	6.25	6.75	-	-	6.30
Performance / Execution				2.00	6.50	6.75	6.50	6.50	7.50	6.50	7.00	-	-	6.65
Choreography / Composition				2.00	6.75	6.75	7.25	6.25	7.50	6.50	6.75	-	-	6.80
Interpretation				2.00	6.75	6.75	7.00	6.25	7.50	6.75	7.00	-	-	6.85
<b>Judges Total Program Component Score (factored)</b>													<b>67.00</b>	
<b>Deductions:</b>													<b>0.00</b>	



### Judges Details Per Skater

Rank	Name	CC	Starting Number	Total Segment Score	Total Element Score	Program Component Score (factored)	Total Deductions							
7	LAM Ronald	HKG	15	131.37	69.97	64.40	-3.00							
#	Executed Elements	Info	Base Value	GOE	J1	J2	J3	J4	J5	J6	J7	J8	J9	Scores of Panel
1	4T<	<	7.20	-3.00	-3	-3	-3	-3	-3	-3	-3	-	-	4.20
2	3A		8.50	1.00	0	1	2	1	1	1	1	-	-	9.50
3	3F		5.30	0.84	1	1	1	1	1	2	2	-	-	6.14
4	FSSp4		3.00	0.50	1	1	1	2	1	1	1	-	-	3.50
5	FCCoSp3p3		3.00	-0.30	-1	0	-1	-1	-1	-1	-2	-	-	2.70
6	3Lz+3T		11.11 x	0.70	1	1	1	1	0	1	1	-	-	11.81
7	3Lo		5.61 x	0.70	1	1	0	1	1	1	1	-	-	6.31
8	3Lz		6.60 x	-2.10	-3	-3	-3	-3	-3	-3	-3	-	-	4.50
9	StSq3		3.30	0.50	0	1	1	1	1	2	1	-	-	3.80
10	3S+2T		6.05 x	-0.42	-1	-1	0	-1	0	0	-1	-	-	5.63
11	ChSq1		2.00	0.14	0	0	0	1	0	1	-1	-	-	2.14
12	2A+3T		8.14 x	-2.10	-3	-3	-3	-3	1	-3	-3	-	-	6.04
13	CCoSp3p4		3.50	0.20	0	0	0	1	1	1	0	-	-	3.70
<b>73.31</b>													<b>69.97</b>	
Program Components			Factor											
Skating Skills			2.00	5.75	6.75	6.75	6.50	6.75	6.75	6.50	-	-	-	6.65
Transitions / Linking Footwork / Movement			2.00	5.50	6.50	7.25	6.50	6.25	6.25	6.00	-	-	-	6.30
Performance / Execution			2.00	6.00	6.50	7.00	6.25	6.50	6.50	6.25	-	-	-	6.40
Choreography / Composition			2.00	6.00	6.75	7.00	6.75	6.25	6.25	6.00	-	-	-	6.40
Interpretation			2.00	6.00	6.75	6.50	6.75	6.25	6.50	6.25	-	-	-	6.45
<b>Judges Total Program Component Score (factored)</b>														<b>64.40</b>
<b>Deductions:</b>			Falls:	-3.00									<b>-3.00</b>	

Rank	Name	CC	Starting Number	Total Segment Score	Total Element Score	Program Component Score (factored)	Total Deductions							
8	HINO Ryuju	JPN	14	127.38	66.68	61.70	-1.00							
#	Executed Elements	Info	Base Value	GOE	J1	J2	J3	J4	J5	J6	J7	J8	J9	Scores of Panel
1	3Fe	e	3.70	-2.10	-3	-2	-3	-3	-3	-3	-3	-	-	1.60
2	2A		3.30	0.50	1	0	1	2	1	2	0	-	-	3.80
3	3Lz+3T		10.10	0.70	1	1	0	1	1	1	1	-	-	10.80
4	3Lo		5.10	0.14	0	0	1	0	1	0	0	-	-	5.24
5	StSq3		3.30	0.20	0	0	0	1	1	1	0	-	-	3.50
6	CCoSp3p3		3.00	0.20	0	0	0	1	1	1	0	-	-	3.20
7	2A		3.63 x	0.00	0	0	0	0	0	1	0	-	-	3.63
8	3A		9.35 x	1.00	1	0	1	1	1	1	1	-	-	10.35
9	3A+2T		10.78 x	0.00	0	0	0	0	0	0	0	-	-	10.78
10	3Lz		6.60 x	-2.10	-3	-3	-3	-3	-3	-3	-3	-	-	4.50
11	CSSp3		2.60	0.40	0	0	1	1	1	1	1	-	-	3.00
12	ChSq1		2.00	0.28	0	0	0	1	1	1	0	-	-	2.28
13	FCCoSp3p4		3.50	0.50	1	1	1	1	1	1	2	-	-	4.00
<b>66.96</b>													<b>66.68</b>	
Program Components			Factor											
Skating Skills			2.00	6.50	6.50	6.50	6.25	6.50	6.25	6.75	-	-	-	6.45
Transitions / Linking Footwork / Movement			2.00	6.00	6.25	5.50	5.50	5.75	6.00	6.25	-	-	-	5.90
Performance / Execution			2.00	6.25	6.25	5.75	6.25	6.25	6.25	6.00	-	-	-	6.20
Choreography / Composition			2.00	6.00	6.25	6.25	6.25	6.00	6.50	6.25	-	-	-	6.20
Interpretation			2.00	6.00	6.25	5.25	6.00	6.00	6.25	6.75	-	-	-	6.10
<b>Judges Total Program Component Score (factored)</b>														<b>61.70</b>
<b>Deductions:</b>			Falls:	-1.00									<b>-1.00</b>	



### Judges Details Per Skater

Rank	Name	CC	Starting Number	Total Segment Score	Total Element Score	Program Component Score (factored)	Total Deductions							
9	PONSART Romain	FRA	13	123.58	59.48	65.10	-1.00							
#	Executed Elements	Info	Base Value	GOE	J1	J2	J3	J4	J5	J6	J7	J8	J9	Scores of Panel
1	3A+2T		9.80	0.80	1	0	1	1	0	1	1	-	-	10.60
2	3A		8.50	-2.00	-2	-2	-2	-1	-2	-2	-2	-	-	6.50
3	3Lz		6.00	-2.10	-3	-3	-3	-3	-3	-3	-3	-	-	3.90
4	CSSp4		3.00	0.00	1	0	0	0	0	0	0	-	-	3.00
5	StSq3		3.30	0.50	1	1	0	1	1	1	1	-	-	3.80
6	2A		3.30	0.00	0	0	0	0	0	1	0	-	-	3.30
7	1Lz		0.66	x -0.02	0	0	0	-1	0	0	-1	-	-	0.64
8	3Lo		5.61	x 0.00	0	0	0	0	0	0	0	-	-	5.61
9	2A		3.63	x 0.10	1	0	0	0	0	1	0	-	-	3.73
10	FCSp4		3.20	0.30	1	0	0	0	1	1	1	-	-	3.50
11	3Fe+1Lo+3S	e	9.24	x -1.12	-1	-1	-2	-1	-2	-2	-2	-	-	8.12
12	CCoSp3p4		3.50	0.30	1	0	0	1	0	1	1	-	-	3.80
13	ChSq1		2.00	0.98	1	1	1	2	1	2	2	-	-	2.98
													<b>61.74</b>	
													<b>59.48</b>	
<b>Program Components</b>				<b>Factor</b>										
Skating Skills				2.00	6.75	6.50	6.50	6.50	6.75	6.50	7.50	-	-	6.60
Transitions / Linking Footwork / Movement				2.00	6.50	6.25	5.75	5.75	6.25	6.00	6.25	-	-	6.10
Performance / Execution				2.00	6.75	6.50	6.00	6.50	6.50	7.00	-	-	6.55	
Choreography / Composition				2.00	7.00	6.50	6.50	6.75	6.25	6.25	6.75	-	-	6.55
Interpretation				2.00	7.00	6.50	6.75	7.00	6.25	6.50	7.25	-	-	6.75
<b>Judges Total Program Component Score (factored)</b>														<b>65.10</b>
<b>Deductions:</b>				Falls:	-1.00									<b>-1.00</b>

Rank	Name	CC	Starting Number	Total Segment Score	Total Element Score	Program Component Score (factored)	Total Deductions							
10	LIU Jiaxing	CHN	17	120.80	57.10	63.70	0.00							
#	Executed Elements	Info	Base Value	GOE	J1	J2	J3	J4	J5	J6	J7	J8	J9	Scores of Panel
1	3Lz+3T		10.10	1.40	2	2	2	2	2	2	2	-	-	11.50
2	3F		5.30	0.56	1	1	1	0	0	1	1	-	-	5.86
3	3Lo		5.10	-1.12	-2	-2	-1	-2	-1	-2	-1	-	-	3.98
4	FCSp3		2.80	0.00	0	0	0	0	0	0	0	-	-	2.80
5	StSq3		3.30	0.80	2	1	1	2	2	2	1	-	-	4.10
6	CSSp4		3.00	0.10	0	0	1	1	-1	0	0	-	-	3.10
7	3Lz+2T+1Lo		8.58	x 0.56	1	1	1	1	0	1	0	-	-	9.14
8	3S		4.62	x -0.98	-1	-1	-1	-2	-2	-2	-1	-	-	3.64
9	3F+SEQ		4.66	x -1.26	-2	-2	-1	-2	-1	-2	-2	-	-	3.40
10	2A		3.63	x -0.60	-1	-1	0	-1	-2	-2	-1	-	-	3.03
11	ChSq1		2.00	0.28	1	0	0	0	1	0	1	-	-	2.28
12	2A		3.63	x -0.50	-1	-1	-1	-1	-1	-2	-1	-	-	3.13
13	CCoSp2p2		1.80	-0.66	-2	-2	-2	-3	-2	-2	-3	-	-	1.14
													<b>58.52</b>	
													<b>57.10</b>	
<b>Program Components</b>				<b>Factor</b>										
Skating Skills				2.00	7.00	6.75	6.75	6.50	6.50	6.25	6.75	-	-	6.65
Transitions / Linking Footwork / Movement				2.00	6.25	6.25	5.50	5.75	6.25	5.25	6.00	-	-	5.95
Performance / Execution				2.00	6.75	6.50	6.00	6.25	6.50	6.00	6.00	-	-	6.25
Choreography / Composition				2.00	6.75	6.75	6.75	6.50	6.50	6.00	6.50	-	-	6.60
Interpretation				2.00	6.75	6.50	6.00	6.50	6.50	6.25	6.25	-	-	6.40
<b>Judges Total Program Component Score (factored)</b>														<b>63.70</b>
<b>Deductions:</b>														<b>0.00</b>



### Judges Details Per Skater

Rank	Name	CC	Starting Number	Total Segment Score	Total Element Score	Program Component Score (factored)	Total Deductions							
11	KASKA Pavel	CZE	18	117.43	59.63	58.80	-1.00							
#	Executed Elements	Info	Base Value	GOE	J1	J2	J3	J4	J5	J6	J7	J8	J9	Scores of Panel
1	2A		3.30	0.50	1	1	1	2	0	1	1	-	-	3.80
2	3Lz		6.00	0.28	1	1	0	0	0	1	0	-	-	6.28
3	3F	!	5.30	-2.10	-3	-3	-3	-3	-3	-3	-3	-	-	3.20
4	3Lo+2T		6.40	0.14	0	0	0	1	0	1	0	-	-	6.54
5	StSq3		3.30	0.30	0	1	0	1	1	1	0	-	-	3.60
6	FSSp4		3.00	0.70	2	1	2	2	1	1	1	-	-	3.70
7	3Lo		5.61	x -0.70	-1	-1	-2	-1	-1	-1	-1	-	-	4.91
8	3T+3T		9.02	x 0.42	0	1	0	1	0	1	1	-	-	9.44
9	2A+2T		5.06	x 0.20	1	0	0	0	0	1	1	-	-	5.26
10	3S		4.62	x 0.00	0	0	0	0	0	1	0	-	-	4.62
11	CCoSp3p3		3.00	0.00	0	0	0	0	0	0	0	-	-	3.00
12	ChSq1		2.00	0.28	1	0	0	0	1	1	0	-	-	2.28
13	CCSp3		2.80	0.20	0	1	0	0	1	1	0	-	-	3.00
<b>59.41</b>														
<b>Program Components</b>														
<b>Factor</b>														
Skating Skills			2.00		6.25	6.50	6.50	6.25	6.25	5.75	5.75	-	-	6.20
Transitions / Linking Footwork / Movement			2.00		5.75	6.25	4.75	4.50	5.50	5.25	5.25	-	-	5.30
Performance / Execution			2.00		6.25	6.50	5.50	6.50	6.00	5.50	5.50	-	-	5.95
Choreography / Composition			2.00		6.00	6.50	6.00	6.00	6.00	5.50	5.50	-	-	5.90
Interpretation			2.00		6.50	6.50	5.50	6.25	6.00	5.75	5.75	-	-	6.05
<b>Judges Total Program Component Score (factored)</b>														
<b>58.80</b>														
<b>Deductions:</b>														
Falls: -1.00														

Rank	Name	CC	Starting Number	Total Segment Score	Total Element Score	Program Component Score (factored)	Total Deductions							
12	WALKER Stephane	SUI	16	114.65	52.05	63.60	-1.00							
#	Executed Elements	Info	Base Value	GOE	J1	J2	J3	J4	J5	J6	J7	J8	J9	Scores of Panel
1	1A		1.10	0.00	0	0	0	0	0	0	0	-	-	1.10
2	3Lo		5.10	0.42	1	0	1	1	0	1	0	-	-	5.52
3	3F		5.30	-2.10	-3	-3	-3	-3	-3	-3	-3	-	-	3.20
4	FCSp4		3.20	0.70	1	1	1	2	1	2	2	-	-	3.90
5	3Lz		6.00	-0.70	-1	-1	-1	-1	-2	-1	-1	-	-	5.30
6	CCoSp3p4		3.50	0.50	0	1	1	1	1	1	1	-	-	4.00
7	StSq3		3.30	0.50	1	1	1	2	0	1	1	-	-	3.80
8	3Lo+2T+2Lo		9.02	x -0.84	-1	-1	-1	1	-2	-2	-1	-	-	8.18
9	ChSq1		2.00	0.28	1	0	0	1	1	0	0	-	-	2.28
10	3S		4.62	x -1.40	-2	-2	-2	-2	-2	-2	-2	-	-	3.22
11	3Lz+REP		4.62	x -1.68	-3	-2	-2	-3	-2	-2	-3	-	-	2.94
12	3T+2A+SEQ		6.51	x -0.70	-1	-1	-1	-1	-1	-1	-1	-	-	5.81
13	FCoSp3p3		2.50	0.30	0	0	1	1	0	2	1	-	-	2.80
<b>56.77</b>														
<b>Program Components</b>														
<b>Factor</b>														
Skating Skills			2.00		5.75	6.00	6.50	6.50	6.75	6.25	6.50	-	-	6.35
Transitions / Linking Footwork / Movement			2.00		6.00	5.75	5.50	6.25	6.25	6.00	6.25	-	-	6.05
Performance / Execution			2.00		6.00	6.25	5.50	6.50	6.50	6.25	7.25	-	-	6.30
Choreography / Composition			2.00		6.50	6.50	6.25	6.75	6.50	6.50	6.50	-	-	6.50
Interpretation			2.00		6.75	6.50	6.50	7.00	6.25	6.50	6.75	-	-	6.60
<b>Judges Total Program Component Score (factored)</b>														
<b>63.60</b>														
<b>Deductions:</b>														
Falls: -1.00														



### Judges Details Per Skater

Rank	Name	CC	Starting Number	Total Segment Score	Total Element Score	Program Component Score (factored)	Total Deductions							
13	RAYA Javier	ESP	24	114.37	52.77	63.60	-2.00							
#	Executed Elements	Info	Base Value	GOE	J1	J2	J3	J4	J5	J6	J7	J8	J9	Scores of Panel
1	3A		8.50	-2.00	-2	-2	-2	-2	-2	-2	-2	-	-	6.50
2	3F+2T		6.60	0.42	0	1	1	0	1	1	0	-	-	7.02
3	3A<+REP	<	4.20	-2.80	-3	-2	-3	-3	-2	-3	-3	-	-	1.40
4	3Lz		6.00	-2.10	-3	-3	-3	-3	-3	-3	-3	-	-	3.90
5	CSSp3		2.60	0.50	0	0	2	1	1	2	1	-	-	3.10
6	3F		5.83 x	0.00	0	0	0	0	0	0	0	-	-	5.83
7	3T+2A+SEQ		6.51 x	-0.42	0	0	0	-1	-1	-1	-1	-	-	6.09
8	ChSq1		2.00	0.70	1	0	1	1	1	1	1	-	-	2.70
9	FCSp4		3.20	0.50	1	1	0	1	1	2	1	-	-	3.70
10	3S<	<	3.30 x	-2.10	-3	-3	-3	-3	-3	-3	-3	-	-	1.20
11	StSq3		3.30	0.60	2	1	1	1	1	2	1	-	-	3.90
12	2A		3.63 x	0.00	0	0	0	0	0	1	0	-	-	3.63
13	CCoSp3p4		3.50	0.30	0	1	0	1	1	2	0	-	-	3.80
<b>59.17</b>														<b>52.77</b>
Program Components				Factor										
Skating Skills				2.00	6.00	6.00	6.50	6.50	6.50	6.75	6.75	-	-	6.45
Transitions / Linking Footwork / Movement				2.00	5.75	5.75	6.00	6.50	6.00	6.50	6.25	-	-	6.10
Performance / Execution				2.00	6.00	6.25	6.00	6.75	6.50	6.75	6.50	-	-	6.40
Choreography / Composition				2.00	6.25	6.50	6.50	6.75	6.25	6.50	6.25	-	-	6.40
Interpretation				2.00	6.25	6.50	6.75	6.50	6.25	6.50	6.50	-	-	6.45
<b>Judges Total Program Component Score (factored)</b>														<b>63.60</b>
<b>Deductions:</b>				Falls:	-2.00									<b>-2.00</b>

Rank	Name	CC	Starting Number	Total Segment Score	Total Element Score	Program Component Score (factored)	Total Deductions							
14	SPIEGL Ondrej	SWE	11	112.56	55.06	58.50	-1.00							
#	Executed Elements	Info	Base Value	GOE	J1	J2	J3	J4	J5	J6	J7	J8	J9	Scores of Panel
1	3A		8.50	-2.80	-2	-3	-3	-3	-2	-3	-3	-	-	5.70
2	3Lz		6.00	-0.70	-1	-1	-1	-1	-2	-1	-1	-	-	5.30
3	3Lo		5.10	0.56	1	1	0	1	1	1	0	-	-	5.66
4	CCoSp2p3		2.10	0.00	0	0	-1	0	0	0	0	-	-	2.10
5	3S+2T		5.50	0.28	1	0	0	0	0	1	1	0	-	5.78
6	3S+1Lo+2S		6.00	0.14	0	0	0	0	0	1	1	-	-	6.14
7	3T+2T		5.94 x	0.00	0	0	0	0	0	0	0	-	-	5.94
8	2A		3.63 x	0.00	0	0	0	-1	0	0	0	-	-	3.63
9	StSq3		3.30	0.50	1	1	0	1	1	1	1	-	-	3.80
10	FCSp3		2.80	0.30	1	0	0	1	0	1	1	-	-	3.10
11	3T		4.51 x	-0.84	-1	-1	-2	-2	-1	-1	-1	-	-	3.67
12	ChSq1		2.00	0.84	1	1	1	2	1	2	0	-	-	2.84
13	CSSp1V1		1.30	0.10	0	0	1	-1	0	1	0	-	-	1.40
<b>56.68</b>														<b>55.06</b>
Program Components				Factor										
Skating Skills				2.00	6.25	6.00	6.25	6.25	6.00	5.50	5.75	-	-	6.05
Transitions / Linking Footwork / Movement				2.00	5.75	5.75	5.75	6.00	5.50	5.00	5.00	-	-	5.55
Performance / Execution				2.00	6.25	6.00	5.75	6.25	6.00	5.50	5.25	-	-	5.90
Choreography / Composition				2.00	6.00	6.00	6.25	6.25	5.75	5.25	5.00	-	-	5.85
Interpretation				2.00	6.00	6.00	6.00	6.50	6.00	5.50	5.25	-	-	5.90
<b>Judges Total Program Component Score (factored)</b>														<b>58.50</b>
<b>Deductions:</b>				Falls:	-1.00									<b>-1.00</b>



### Judges Details Per Skater

Rank	Name	CC	Starting Number	Total Segment Score	Total Element Score	Program Component Score (factored)	Total Deductions							
15	RAKIMGALIEV Abzal	KAZ	6	110.61	56.31	56.30	-2.00							
#	Executed Elements	Info	Base Value	GOE	J1	J2	J3	J4	J5	J6	J7	J8	J9	Scores of Panel
1	4S<	<	7.40	-3.00	-3	-3	-3	-3	-3	-3	-3	-	-	4.40
2	3F		5.30	0.70	1	1	1	1	1	1	1	-	-	6.00
3	1A		1.10	-0.12	-1	-1	0	-2	0	0	-1	-	-	0.98
4	FCSp3		2.80	0.40	0	0	1	1	1	1	1	-	-	3.20
5	StSq3		3.30	0.40	1	0	1	1	1	1	0	-	-	3.70
6	3A+2T		10.78 x	0.20	0	0	1	0	0	1	0	-	-	10.98
7	3A		9.35 x	-1.20	-1	-1	-1	-2	0	-1	-2	-	-	8.15
8	3Lo		5.61 x	-1.40	-2	-2	-2	-2	-2	-2	-2	-	-	4.21
9	3T		4.51 x	-2.10	-3	-3	-3	-3	-3	-3	-3	-	-	2.41
10	3S		4.62 x	0.00	0	0	0	0	0	0	0	-	-	4.62
11	ChSq1		2.00	0.98	2	1	1	2	1	2	1	-	-	2.98
12	CCoSp3p3		3.00	0.40	1	0	1	1	1	1	0	-	-	3.40
13	CSSp1V1		1.30	-0.02	0	-1	-1	0	2	1	-1	-	-	1.28
<b>61.07</b>													<b>56.31</b>	
Program Components			Factor											
Skating Skills			2.00	5.75	5.50	6.25	6.00	6.25	5.75	5.25	-	-	-	5.85
Transitions / Linking Footwork / Movement			2.00	5.25	5.25	5.25	5.25	6.00	5.25	4.75	-	-	-	5.25
Performance / Execution			2.00	5.50	5.25	5.50	6.25	5.75	5.75	5.50	-	-	-	5.60
Choreography / Composition			2.00	5.50	5.50	5.50	6.00	6.25	5.75	5.00	-	-	-	5.65
Interpretation			2.00	5.50	5.50	6.00	6.25	6.25	5.75	5.25	-	-	-	5.80
<b>Judges Total Program Component Score (factored)</b>														<b>56.30</b>
<b>Deductions:</b>			Falls:	-2.00									<b>-2.00</b>	

Rank	Name	CC	Starting Number	Total Segment Score	Total Element Score	Program Component Score (factored)	Total Deductions							
16	VIRTANEN Valtter	FIN	9	110.18	54.28	55.90	0.00							
#	Executed Elements	Info	Base Value	GOE	J1	J2	J3	J4	J5	J6	J7	J8	J9	Scores of Panel
1	3T+2T		5.40	0.84	1	1	1	2	1	2	1	-	-	6.24
2	2A		3.30	-0.70	-1	-2	-2	-2	-1	-1	-1	-	-	2.60
3	3Lz		6.00	0.00	0	0	1	0	0	0	0	-	-	6.00
4	3Lo		5.10	0.56	1	1	0	1	0	1	1	-	-	5.66
5	FCSp4		3.20	0.70	2	1	2	2	1	1	1	-	-	3.90
6	StSq3		3.30	0.60	2	1	1	1	1	2	1	-	-	3.90
7	3T+1Lo+2S		6.49 x	0.00	0	0	0	0	0	1	0	-	-	6.49
8	3S		4.62 x	-1.40	-2	-2	-2	-2	-2	-2	-2	-	-	3.22
9	2S+2T		2.86 x	0.00	0	0	0	-1	0	0	0	-	-	2.86
10	CCoSp3p4		3.50	0.00	0	0	0	0	0	1	0	-	-	3.50
11	ChSq1		2.00	0.28	1	0	0	0	1	1	0	-	-	2.28
12	2A		3.63 x	0.00	0	0	0	0	0	0	1	-	-	3.63
13	FCCoSp3p4		3.50	0.50	1	1	1	1	0	2	1	-	-	4.00
<b>52.90</b>													<b>54.28</b>	
Program Components			Factor											
Skating Skills			2.00	6.00	6.00	6.25	5.75	5.50	5.50	6.00	-	-	-	5.85
Transitions / Linking Footwork / Movement			2.00	5.50	5.75	5.50	5.50	5.00	5.00	5.00	-	-	-	5.30
Performance / Execution			2.00	6.00	5.75	5.50	5.75	5.50	5.50	5.25	-	-	-	5.60
Choreography / Composition			2.00	5.75	5.75	6.25	5.75	5.25	5.25	5.50	-	-	-	5.60
Interpretation			2.00	6.00	5.75	5.50	5.50	5.25	5.50	5.75	-	-	-	5.60
<b>Judges Total Program Component Score (factored)</b>														<b>55.90</b>
<b>Deductions:</b>													<b>0.00</b>	



### Judges Details Per Skater

Rank	Name	CC	Starting Number	Total Segment Score	Total Element Score	Program Component Score (factored)	Total Deductions								
17	BJORK Marcus	SWE	7	105.33	52.83	54.50	-2.00								
#	Executed Elements	Info	Base Value	GOE	J1	J2	J3	J4	J5	J6	J7	J8	J9	Scores of Panel	
1	3Lz+3T		10.10	0.42	0	0	0	1	1	1	1	-	-	10.52	
2	3A<	<	6.00	-3.00	-3	-3	-3	-3	-3	-3	-3	-	-	3.00	
3	3T+2T		5.40	0.14	0	0	0	1	0	1	0	-	-	5.54	
4	3Lo		5.10	0.28	1	0	0	0	0	1	1	-	-	5.38	
5	CCoSp2p2		1.80	0.00	1	0	0	0	0	0	0	-	-	1.80	
6	3Lz		6.00	0.70	1	1	1	1	1	1	1	-	-	6.70	
7	3S		4.62	x -2.10	-3	-3	-3	-3	-3	-3	-3	-	-	2.52	
8	StSq2		2.60	-0.30	0	-1	-1	-1	0	0	-1	-	-	2.30	
9	2A+2T		5.06	x 0.00	0	0	0	0	0	0	0	-	-	5.06	
10	2A		3.63	x -1.00	-2	-2	-2	-2	-2	-2	-2	-	-	2.63	
11	ChSq1		2.00	0.56	1	0	1	1	1	1	0	-	-	2.56	
12	FCSp2		2.30	0.10	0	0	0	0	0	1	1	-	-	2.40	
13	CSSp3		2.60	-0.18	0	0	-1	-1	0	-1	-1	-	-	2.42	
<b>57.21</b>														<b>52.83</b>	
Program Components				Factor											
Skating Skills				2.00	6.00	5.50	6.25	6.00	5.25	5.25	5.50	-	-		5.65
Transitions / Linking Footwork / Movement				2.00	5.25	5.25	5.50	5.50	5.00	5.00	5.00	-	-		5.20
Performance / Execution				2.00	5.75	5.50	5.25	5.75	5.25	5.50	5.25	-	-		5.45
Choreography / Composition				2.00	5.50	5.50	6.00	5.75	5.00	5.25	5.25	-	-		5.45
Interpretation				2.00	5.75	5.50	5.50	5.50	5.00	5.50	5.50	-	-		5.50
<b>Judges Total Program Component Score (factored)</b>														<b>54.50</b>	
<b>Deductions:</b>				Falls:	-2.00									<b>-2.00</b>	

Rank	Name	CC	Starting Number	Total Segment Score	Total Element Score	Program Component Score (factored)	Total Deductions								
18	IONIAN Mario-Rafael	AUT	5	103.06	51.96	51.10	0.00								
#	Executed Elements	Info	Base Value	GOE	J1	J2	J3	J4	J5	J6	J7	J8	J9	Scores of Panel	
1	2Lz		2.10	0.00	0	0	0	0	-1	0	0	-	-	2.10	
2	3Lo		5.10	0.00	0	0	0	0	0	1	0	-	-	5.10	
3	3T		4.10	0.56	1	0	0	1	1	1	1	-	-	4.66	
4	3S		4.20	0.00	0	0	0	0	0	0	0	-	-	4.20	
5	FCCoSp3p4		3.50	0.10	0	0	0	1	1	0	0	-	-	3.60	
6	StSq3		3.30	0.50	1	0	1	1	1	1	1	-	-	3.80	
7	2A+1Lo<+2S	<	5.50	x -0.50	-1	-1	-1	-1	-1	0	-1	-	-	5.00	
8	3S+2T		6.05	x 0.00	0	0	0	0	0	1	0	-	-	6.05	
9	3T+2T		5.94	x 0.00	0	0	0	0	0	1	0	-	-	5.94	
10	2A		3.63	x 0.00	0	0	1	0	0	0	0	-	-	3.63	
11	FCSSp3		2.60	0.00	0	0	0	0	0	0	0	-	-	2.60	
12	ChSq1		2.00	0.28	0	0	1	1	0	1	0	-	-	2.28	
13	CCoSp3p3		3.00	0.00	0	0	0	0	-1	0	0	-	-	3.00	
<b>51.02</b>														<b>51.96</b>	
Program Components				Factor											
Skating Skills				2.00	5.00	5.00	5.50	5.50	5.25	4.75	5.25	-	-		5.20
Transitions / Linking Footwork / Movement				2.00	4.75	4.75	5.00	4.50	5.00	4.50	4.75	-	-		4.75
Performance / Execution				2.00	5.50	5.25	5.50	5.50	5.50	5.00	5.00	-	-		5.35
Choreography / Composition				2.00	5.25	5.25	5.00	5.50	5.25	4.75	4.75	-	-		5.10
Interpretation				2.00	5.00	5.25	5.25	5.25	5.25	5.00	5.00	-	-		5.15
<b>Judges Total Program Component Score (factored)</b>														<b>51.10</b>	
<b>Deductions:</b>														<b>0.00</b>	



### Judges Details Per Skater

Rank	Name	CC	Starting Number	Total Segment Score	Total Element Score	Program Component Score (factored)	Total Deductions							
19	FORGO Kristof	HUN	1	101.87	51.27	50.60	0.00							
#	Executed Elements	Info	Base Value	GOE	J1	J2	J3	J4	J5	J6	J7	J8	J9	Scores of Panel
1	3F+2T		6.60	0.70	1	1	1	1	1	1	1	-	-	7.30
2	2F		1.90	0.00	0	0	0	0	0	0	-1	-	-	1.90
3	3Lo		5.10	0.00	0	0	0	0	0	0	0	-	-	5.10
4	FCSp4		3.20	0.50	1	0	1	1	1	1	1	-	-	3.70
5	StSq3		3.30	0.00	0	0	0	0	1	0	0	-	-	3.30
6	3T+2T		5.94 x	0.14	1	0	0	0	0	1	0	-	-	6.08
7	3T		4.51 x	0.28	0	1	1	0	0	0	1	-	-	4.79
8	2A		3.63 x	0.00	1	0	0	0	0	0	0	-	-	3.63
9	1Lz		0.66 x	-0.20	-2	-2	-2	-3	-2	-2	-1	-	-	0.46
10	2A+1Lo+2S		5.61 x	0.00	0	0	0	0	0	0	0	-	-	5.61
11	CCoSp3p4		3.50	0.50	1	1	0	1	1	1	1	-	-	4.00
12	ChSq1		2.00	0.00	1	0	0	0	0	0	0	-	-	2.00
13	CSSp4		3.00	0.40	1	0	1	1	0	1	1	-	-	3.40
			<b>48.95</b>										<b>51.27</b>	
<b>Program Components</b>				<b>Factor</b>										
Skating Skills				2.00	5.50	5.50	5.00	5.25	5.25	4.75	5.25	-	-	5.25
Transitions / Linking Footwork / Movement				2.00	5.00	5.00	4.75	5.00	4.75	4.25	4.75	-	-	4.85
Performance / Execution				2.00	5.50	5.25	4.50	5.25	5.25	4.75	4.75	-	-	5.05
Choreography / Composition				2.00	5.25	5.25	5.25	5.25	5.00	4.50	5.00	-	-	5.15
Interpretation				2.00	5.25	5.25	4.75	4.75	5.00	4.75	5.25	-	-	5.00
<b>Judges Total Program Component Score (factored)</b>													<b>50.60</b>	
<b>Deductions:</b>													<b>0.00</b>	

Rank	Name	CC	Starting Number	Total Segment Score	Total Element Score	Program Component Score (factored)	Total Deductions							
20	ZANDRON Maurizio	ITA	12	100.09	47.79	54.30	-2.00							
#	Executed Elements	Info	Base Value	GOE	J1	J2	J3	J4	J5	J6	J7	J8	J9	Scores of Panel
1	3A		8.50	-2.40	-2	-3	-2	-3	-2	-3	-2	-	-	6.10
2	3S+3T		8.30	-2.10	-3	-3	-3	-3	-3	-3	-3	-	-	6.20
3	3Lo		5.10	0.00	0	0	0	0	0	0	0	-	-	5.10
4	FSSp3		2.60	0.20	0	0	1	1	1	0	0	-	-	2.80
5	StSq3		3.30	0.50	1	0	0	2	1	1	2	-	-	3.80
6	FCCoSp3p4		3.50	0.00	0	0	0	0	0	1	0	-	-	3.50
7	3Lz		6.60 x	-1.82	-3	-3	-3	-3	-2	-2	-2	-	-	4.78
8	3Lo+REP		3.93 x	-2.10	-3	-3	-3	-3	-3	-3	-3	-	-	1.83
9	2A		3.63 x	-0.60	-1	-1	-2	-2	-1	-1	-1	-	-	3.03
10	ChSq1		2.00	0.28	0	0	0	1	1	0	2	-	-	2.28
11	2A		3.63 x	-0.20	-1	0	0	-1	0	-1	0	-	-	3.43
12	3S		4.62 x	-0.70	-1	-1	-1	-1	-1	-1	-1	-	-	3.92
13	CCoSp2pB		1.20	-0.18	-1	-1	0	0	-1	0	-1	-	-	1.02
			<b>56.91</b>										<b>47.79</b>	
<b>Program Components</b>				<b>Factor</b>										
Skating Skills				2.00	5.00	5.00	5.50	5.75	5.25	5.50	6.75	-	-	5.40
Transitions / Linking Footwork / Movement				2.00	5.00	5.00	5.75	5.50	5.00	5.25	6.25	-	-	5.30
Performance / Execution				2.00	4.75	5.00	5.00	6.25	5.00	5.25	6.50	-	-	5.30
Choreography / Composition				2.00	5.25	5.25	6.00	6.00	5.00	5.25	6.50	-	-	5.55
Interpretation				2.00	5.25	5.00	6.25	6.00	5.00	5.50	6.75	-	-	5.60
<b>Judges Total Program Component Score (factored)</b>													<b>54.30</b>	
<b>Deductions:</b>				Falls: -2.00									<b>-2.00</b>	





### Judges Details Per Skater

Rank	Name	CC	Starting Number	Total Segment Score	Total Element Score	Program Component Score (factored)	Total Deductions								
21	MONTOYA Felipe	ESP	4	96.60	46.00	51.60	-1.00								
#	Executed Elements	Info	Base Value	GOE	J1	J2	J3	J4	J5	J6	J7	J8	J9	Scores of Panel	
1	3T+3T<	<	7.10	-0.84	-1	-1	-1	-2	-1	-1	-2	-	-	6.26	
2	2A		3.30	-1.50	-3	-3	-3	-3	-3	-3	-3	-	-	1.80	
3	3Lz+2T		7.30	0.00	0	0	0	0	0	1	-1	-	-	7.30	
4	FCSp3		2.80	0.10	0	0	1	0	1	0	0	-	-	2.90	
5	StSq3		3.30	0.40	1	1	0	0	1	1	1	-	-	3.70	
6	3S		4.62	x 0.00	0	0	0	0	0	1	0	-	-	4.62	
7	3Lo<	<	3.96	x -0.70	-1	-1	-1	-1	-1	-1	-1	-	-	3.26	
8	3Lz+2T<	<	7.59	x -0.70	-1	0	-1	-1	-1	-1	-2	-	-	6.89	
9	CSSp3		2.60	0.00	0	0	0	0	0	0	0	-	-	2.60	
10	ChSq1		2.00	0.28	1	1	1	0	0	0	0	-	-	2.28	
11	1Fe	e	0.44	x -0.20	-2	-1	-2	-2	-2	-2	-2	-	-	0.24	
12	1A		1.21	x 0.00	0	0	0	0	0	0	0	-	-	1.21	
13	CCoSp3p3		3.00	-0.06	1	0	0	0	-1	0	-1	-	-	2.94	
				<b>49.22</b>										<b>46.00</b>	
Program Components				Factor											
Skating Skills				2.00	5.25	5.25	5.50	5.25	5.25	5.25	5.25	-	-	5.25	
Transitions / Linking Footwork / Movement				2.00	5.00	5.00	5.00	4.50	5.00	5.00	5.00	-	-	5.00	
Performance / Execution				2.00	5.00	5.50	5.00	5.00	5.00	5.25	5.00	-	-	5.05	
Choreography / Composition				2.00	5.50	5.50	5.25	5.25	5.00	5.25	5.00	-	-	5.25	
Interpretation				2.00	5.50	5.25	5.50	4.75	5.00	5.25	5.25	-	-	5.25	
Judges Total Program Component Score (factored)														<b>51.60</b>	
Deductions:				Falls:	-1.00										<b>-1.00</b>

Rank	Name	CC	Starting Number	Total Segment Score	Total Element Score	Program Component Score (factored)	Total Deductions								
22	ARTAN Engin Ali	TUR	3	93.24	48.64	45.60	-1.00								
#	Executed Elements	Info	Base Value	GOE	J1	J2	J3	J4	J5	J6	J7	J8	J9	Scores of Panel	
1	3A		8.50	-2.00	-2	-2	-2	-3	-2	-2	-2	-	-	6.50	
2	3Lz	!	6.00	-1.96	-3	-2	-3	-3	-2	-3	-3	-	-	4.04	
3	3Lo		5.10	-2.10	-3	-3	-3	-3	-3	-3	-3	-	-	3.00	
4	2A+1Lo		3.80	0.00	0	0	0	0	0	0	0	-	-	3.80	
5	StSq2		2.60	-0.10	0	0	-1	0	0	0	-1	-	-	2.50	
6	3Lo+2T		7.04	x 0.00	0	0	0	0	0	0	0	-	-	7.04	
7	3T+3T		9.02	x -1.40	-2	-2	-2	-2	-1	-2	-2	-	-	7.62	
8	FCSp2		2.30	-0.54	-2	-1	-3	-1	-2	-2	-2	-	-	1.76	
9	ChSq1		2.00	0.00	0	0	0	0	0	0	0	-	-	2.00	
10	3S		4.62	x 0.00	0	0	0	0	0	0	0	-	-	4.62	
11	2A*+2T*	*	0.00	x 0.00	-	-	-	-	-	-	-	-	-	0.00	
12	CCoSp3p4		3.50	0.20	0	0	1	1	0	1	0	-	-	3.70	
13	CSSp2		2.30	-0.24	0	-1	-1	-2	-1	0	-1	-	-	2.06	
				<b>56.78</b>										<b>48.64</b>	
Program Components				Factor											
Skating Skills				2.00	5.25	5.00	5.25	4.75	4.75	4.75	4.75	-	-	4.90	
Transitions / Linking Footwork / Movement				2.00	4.75	4.50	4.50	4.00	4.25	4.25	4.00	-	-	4.30	
Performance / Execution				2.00	4.75	4.50	4.25	4.25	4.50	4.50	4.25	-	-	4.40	
Choreography / Composition				2.00	5.00	5.00	4.75	4.50	4.50	4.50	4.00	-	-	4.65	
Interpretation				2.00	5.00	5.00	4.50	4.25	4.50	4.50	4.25	-	-	4.55	
Judges Total Program Component Score (factored)														<b>45.60</b>	
Deductions:				Falls:	-1.00										<b>-1.00</b>



### Judges Details Per Skater

Rank	Name	CC	Starting Number	Total Segment Score	Total Element Score	Program Component Score (factored)	Total Deductions							
23	KOLL Manuel	AUT	8	82.28	34.28	49.00	-1.00							
#	Executed Elements	Info	Base Value	GOE	J1	J2	J3	J4	J5	J6	J7	J8	J9	Scores of Panel
1	3Lz<<	<<	2.10	-0.90	-3	-3	-2	-3	-3	-3	-3	-	-	1.20
2	3Lz+2T<<	<<	6.40	-1.40	-2	-2	-1	-2	-3	-2	-2	-	-	5.00
3	2T+3T<	<	4.30	-2.10	-3	-3	-3	-3	-3	-3	-3	-	-	2.20
4	StSq3		3.30	0.20	0	0	0	1	1	1	0	-	-	3.50
5	CCoSp3p3		3.00	0.10	0	0	0	0	1	1	0	-	-	3.10
6	2T*	*	0.00	x 0.00	-	-	-	-	-	-	-	-	-	0.00
7	3S		4.62	x 0.00	0	0	0	-1	0	1	0	-	-	4.62
8	2A+1Lo+1F		4.73	x -0.80	-2	-1	-1	-2	-2	-2	-1	-	-	3.93
9	2A		3.63	x 0.00	0	0	0	-1	0	0	0	-	-	3.63
10	FCSp1		1.90	-0.12	-1	0	-1	0	0	-1	0	-	-	1.78
11	1Lz		0.66	x -0.02	0	0	0	-1	0	0	-1	-	-	0.64
12	ChSq1		2.00	0.14	0	0	0	0	1	1	-1	-	-	2.14
13	CSSp3		2.60	-0.06	-1	0	0	0	0	0	-1	-	-	2.54
<b>39.24</b>														<b>34.28</b>
Program Components				Factor										
Skating Skills				2.00	4.75	4.75	5.75	5.00	5.25	5.00	5.50	-	-	5.10
Transitions / Linking Footwork / Movement				2.00	4.25	4.50	4.75	4.75	4.75	4.50	4.75	-	-	4.65
Performance / Execution				2.00	4.50	4.75	5.00	5.00	4.75	5.00	4.50	-	-	4.80
Choreography / Composition				2.00	4.75	5.00	5.25	5.25	5.00	5.00	4.75	-	-	5.00
Interpretation				2.00	4.50	4.75	5.50	4.75	5.00	5.25	5.00	-	-	4.95
<b>Judges Total Program Component Score (factored)</b>														<b>49.00</b>
<b>Deductions:</b>				Falls:	-1.00									<b>-1.00</b>

Rank	Name	CC	Starting Number	Total Segment Score	Total Element Score	Program Component Score (factored)	Total Deductions							
24	LEUNG Kwun Hung	HKG	2	71.85	28.75	45.10	-2.00							
#	Executed Elements	Info	Base Value	GOE	J1	J2	J3	J4	J5	J6	J7	J8	J9	Scores of Panel
1	2A		3.30	0.00	0	0	0	0	0	0	0	-	-	3.30
2	3T		4.10	-2.10	-3	-3	-3	-3	-3	-3	-3	-	-	2.00
3	3S		4.20	-1.40	-2	-2	-2	-2	-2	-2	-2	-	-	2.80
4	StSq2		2.60	0.00	0	0	0	0	0	0	0	-	-	2.60
5	FSSp4		3.00	0.10	0	0	0	1	0	1	0	-	-	3.10
6	1Lo		0.55	x -0.08	-1	-1	0	-2	0	-1	-1	-	-	0.47
7	3Lo<<	<<	1.98	x -0.90	-3	-3	-3	-3	-3	-3	-3	-	-	1.08
8	FCCoSp3p2		2.50	-0.12	0	-1	-1	-1	0	0	0	-	-	2.38
9	1A+2T		2.64	x -0.08	0	0	0	-1	-1	0	-1	-	-	2.56
10	2F		2.09	x 0.00	0	0	0	0	0	1	0	-	-	2.09
11	2Lz		2.31	x 0.12	0	0	1	1	0	1	0	-	-	2.43
12	ChSq1		2.00	0.00	0	0	0	0	1	0	-1	-	-	2.00
13	CCoSp3p1		2.00	-0.06	0	0	0	-1	-1	0	0	-	-	1.94
<b>33.27</b>														<b>28.75</b>
Program Components				Factor										
Skating Skills				2.00	4.50	4.75	4.50	4.50	4.75	4.50	5.00	-	-	4.60
Transitions / Linking Footwork / Movement				2.00	4.50	4.50	5.00	4.00	4.50	4.25	4.25	-	-	4.40
Performance / Execution				2.00	4.00	4.50	4.00	4.50	4.50	4.25	4.25	-	-	4.30
Choreography / Composition				2.00	4.50	4.50	4.75	4.75	4.75	4.50	4.50	-	-	4.60
Interpretation				2.00	4.50	4.75	4.75	4.25	4.75	4.50	4.75	-	-	4.65
<b>Judges Total Program Component Score (factored)</b>														<b>45.10</b>
<b>Deductions:</b>				Falls:	-2.00									<b>-2.00</b>

#### LEGEND

GOE	Grade of Execution	x	Credit for highlight distribution, base value multiplied by 1.1	!	Not clear edge
*	Invalid element	e	Wrong edge		
<	Under-rotated jump	<<	Downgraded jump		



WINTER  
UNIVERSIADE  
GRANADA 2015



RESULT BOOK

# FIGURE SKATING

Pairs



## Protocol Head Page

	5 FEB 2015	15:20	Short Program
	6 FEB 2015	20:00	Free Skating

Size of Skating Area	:	30m*60m
Ice Conditions	:	very good
Number of Entries	:	6
Number of Participants	:	6

Entry Withdrawn	:	
-----------------	---	--

<b>Short Program</b>			
Duration	:	2:50	Max.
<b>Program Component Factors</b>	:	Skating Skills	0.80
		Transitions/Linking Footwork/Movement	0.80
		Performance/Execution	0.80
		Choreography/Composition	0.80
		Interpretation	0.80

<b>Free Skating</b>			
Duration	:	4:30	+/- 10 seconds
<b>Program Component Factors</b>	:	Skating Skills	1.60
		Transitions/Linking Footwork/Movement	1.60
		Performance/Execution	1.60
		Choreography/Composition	1.60
		Interpretation	1.60



## Entry List By Event


As of TUE 03 FEB 2015

Sequence	Name	Date of Birth	CC	ISU World Standings	
				Rank	Points
1	PALIAKOVA Maria / BOCHKOV Nikita	28 AUG 1992 / 16 MAY 1991	BLR	0	0
2	WANG Wenting / ZHANG Yan	03 FEB 1997 / 08 JUL 1988	CHN	0	0
3	YU Xiaoyu / JIN Yang	02 JAN 1996 / 16 MAY 1994	CHN	0	0
4	JAMES Vanessa / CIPRES Morgan	27 SEP 1987 / 24 APR 1991	FRA	0	0
5	ASTAKHOVA Kristina / ROGONOV Alexei	25 FEB 1997 / 06 JUN 1988	RUS	0	0
6	BAZAROVA Vera / DEPUTAT Andrei	28 JAN 1993 / 20 DEC 1992	RUS	0	0

### NOTE

Entry data may be updated until the start of competition.

For the complete list of ISU World Standings please refer to [www.isu.org](http://www.isu.org).

Timing and Results provided by  TISSOT



## Results

Rank	Name	CC	Total Score	SP	FS
1	YU Xiaoyu / JIN Yang	CHN	181.92	1	1
2	ASTAKHOVA Kristina / ROGONOV Alexei	RUS	174.87	2	2
3	JAMES Vanessa / CIPRES Morgan	FRA	168.19	4	3
4	BAZAROVA Vera / DEPUTAT Andrei	RUS	163.86	3	4
5	WANG Wenting / ZHANG Yan	CHN	137.40	5	5
6	PALIAKOVA Maria / BOCHKOV Nikita	BLR	131.19	6	6

DUBROWKO Danuta, ISU

Referee


TAUCHMANOVA Vera, ISU

Technical Controller

### LEGEND

FS Free Skating

SP Short Program

Timing and Results provided by  TISSOT



## Medallists

Medal	Name	Country
GOLD	YU Xiaoyu JIN Yang	CHN - China
SILVER	ASTAKHOVA Kristina ROGONOV Alexei	RUS - Russia
BRONZE	JAMES Vanessa CIPRES Morgan	FRA - France



## Start List With Times

Start Time	Finish Time	Starting Number	Name	CC
15:20:00	15:27:00		<b>Warm-Up Group 1</b>	
15:27:30	15:34:00	1	ASTAKHOVA Kristina / ROGONOV Alexei	RUS
15:34:00	15:40:30	2	BAZAROVA Vera / DEPUTAT Andrei	RUS
15:40:30	15:47:00	3	JAMES Vanessa / CIPRES Morgan	FRA
15:47:00	15:54:00		<b>Warm-Up Group 2</b>	
15:54:30	16:01:00	4	WANG Wenting / ZHANG Yan	CHN
16:01:00	16:07:30	5	PALIAKOVA Maria / BOCHKOV Nikita	BLR
16:07:30	16:14:00	6	YU Xiaoyu / JIN Yang	CHN

### NOTE

This time schedule is based on the timing intervals listed below, but is subject to change:


Resurfacing: 15:00

Warm-Up: 6:00

Duration of Skating: 2:50 maximum

Judging First: 3:10

Judging Last: 3:10

Timing and Results provided by  TISSOT





## Planned Program Content

<b>1 ASTAKHOVA Kristina / ROGONOV Alexei</b>			<b>RUS</b>		
Coach: Artur Dmitriev			Music: Be Italian (from Nine)		
Element Number	Name	Description	Element Number	Name	Description
1	3S	Triple Salchow	5	StSq	Step Sequence
2	3Tw	Triple Twist Lift	6	3Li	Group 3 Lift
3	3FTh	Throw Triple Flip	7	FCCoSp	Fly. Change Foot Comb. Spin
4	FiDs	Forward Inside Death Spiral			
<b>2 BAZAROVA Vera / DEPUTAT Andrei</b>			<b>RUS</b>		
Coach: Oleg Vasiliev			Music: My Way performed by Andre Rieu		
Element Number	Name	Description	Element Number	Name	Description
1	3T	Triple Toeloop	5	FCCoSp	Fly. Change Foot Comb. Spin
2	3Tw	Triple Twist Lift	6	StSq	Step Sequence
3	3LoTh	Throw Triple Loop	7	3Li	Group 3 Lift
4	FiDs	Forward Inside Death Spiral			
<b>3 JAMES Vanessa / CIPRES Morgan</b>			<b>FRA</b>		
Coach: Claude Thevenard			Music: Tango de Roxanne ("Moulin Rouge" OST)		
Element Number	Name	Description	Element Number	Name	Description
1	3Tw	Triple Twist Lift	5	FCCoSp	Fly. Change Foot Comb. Spin
2	3T	Triple Toeloop	6	StSq	Step Sequence
3	3FTh	Throw Triple Flip	7	BiDs	Backward Inside Death Spiral
4	3Li	Group 3 Lift			
<b>4 WANG Wenting / ZHANG Yan</b>			<b>CHN</b>		
Coach: B. Luan, W. Cai, C. Yang			Music: Turn Around by Enigma		
Element Number	Name	Description	Element Number	Name	Description
1	3Tw	Triple Twist Lift	5	CCoSp	Change Foot Combination Spin
2	3S	Triple Salchow	6	StSq	Step Sequence
3	3LoTh	Throw Triple Loop	7	FiDs	Forward Inside Death Spiral
4	3Li	Group 3 Lift			
<b>5 PALIAKOVA Maria / BOCHKOV Nikita</b>			<b>BLR</b>		
Coach: Inna Ytkina			Music: Corpse Bride (soundtrack)		
Element Number	Name	Description	Element Number	Name	Description
1	3LoTh	Throw Triple Loop	5	3Li	Group 3 Lift
2	3T	Triple Toeloop	6	FCCoSp	Fly. Change Foot Comb. Spin
3	3Tw	Triple Twist Lift	7	StSq	Step Sequence
4	FiDs	Forward Inside Death Spiral			



## Planned Program Content

6 YU Xiaoyu / JIN Yang			CHN		
Coach: H. Zhao, B. Yao, B. Han					
Music: Yulunga (Spirit Dance) by Dead Can Dance					
Element Number	Name	Description	Element Number	Name	Description
1	3T	Triple Toeloop	5	3Li	Group 3 Lift
2	3Tw	Triple Twist Lift	6	FiDs	Forward Inside Death Spiral
3	3LoTh	Throw Triple Loop	7	StSq	Step Sequence
4	FCCoSp	Fly. Change Foot Comb. Spin			



## Technical Panel and Panel of Judges

### Technical Panel

Function	Name	
Technical Controller	TAUCHMANOVA Vera	ISU
Technical Specialist	KUZNETSOV Alexander	ISU
Assistant Technical Specialist	ROSSOUKHI-SCHNEIDER Evelyn	ISU

### Panel of Judges

Function	Name	
Referee	DUBROWKO Danuta	ISU
Judge No.1	ABASOVA Maira	RUS
Judge No.2	JIANG Hailan	CHN
Judge No.3	BIGNARDI Elisabetta	ITA
Judge No.4	KANKAANRANTA Marjo	FIN
Judge No.5	WALDECK Andreas	GER

### Data / Replay Operators

Function	Name	
Data Operator	WALDVOGEL Michael	ISU
Replay Operator	GRAGLIA Flavia	ISU



## Segment Results

Rank	Name	CC	Total Segment Score
1	YU Xiaoyu / JIN Yang	CHN	64.75
2	ASTAKHOVA Kristina / ROGONOV Alexei	RUS	59.88
3	BAZAROVA Vera / DEPUTAT Andrei	RUS	59.07
4	JAMES Vanessa / CIPRES Morgan	FRA	57.28
5	WANG Wenting / ZHANG Yan	CHN	54.59
6	PALIAKOVA Maria / BOCHKOV Nikita	BLR	49.62

DUBROWKO Danuta, ISU  
Referee

TAUCHMANOVA Vera, ISU  
Technical Controller



## Results Details

Rk	Name	CC	Total Segment Score	Total Element Score	Factored Total Component Score	Unfactored Program Component Scores					Total Deductions
						Skating Skills	Transitions /Linking Footwork	Performance /Execution	Choreography /Composition	Interpretation	
1	YU Xiaoyu JIN Yang	CHN	64.75	35.33	29.42	7.42	7.17	7.42	7.42	7.33	0.00
2	ASTAKHOVA Kristina ROGONOV Alexei	RUS	59.88	32.40	27.48	6.58	6.75	6.92	6.92	7.17	0.00
3	BAZAROVA Vera DEPUTAT Andrei	RUS	59.07	31.13	27.94	7.25	6.67	7.00	7.08	6.92	0.00
4	JAMES Vanessa CIPRES Morgan	FRA	57.28	29.80	27.48	7.17	6.75	6.67	7.00	6.75	0.00
5	WANG Wenting ZHANG Yan	CHN	54.59	28.73	25.86	6.58	6.17	6.67	6.58	6.33	0.00
6	PALIAKOVA Maria BOCHKOV Nikita	BLR	49.62	26.94	22.68	5.42	5.33	5.67	6.00	5.92	0.00

### LEGEND

Rk Rank



### Judges Details Per Skater

Rank	Name	CC	Starting Number	Total Segment Score	Total Element Score	Program Score (factored)	Total Component Score (factored)	Total Deductions							
1	YU Xiaoyu / JIN Yang	CHN	6	64.75	35.33		29.42	0.00							
#	Executed Elements	Info	Base Value	GOE	J1	J2	J3	J4	J5	J6	J7	J8	J9	Scores of Panel	
1	3T		4.10	0.93	1	2	1	1	2	-	-	-	-	5.03	
2	3Tw3		5.80	1.17	2	2	3	1	1	-	-	-	-	6.97	
3	3LoTh		5.00	1.63	2	2	2	3	3	-	-	-	-	6.63	
4	FCCoSp3p4		3.50	0.83	2	1	1	2	2	-	-	-	-	4.33	
5	3Li4		4.00	0.50	1	1	0	1	2	-	-	-	-	4.50	
6	FiDs3		3.20	0.70	1	1	1	1	2	-	-	-	-	3.90	
7	StSq3		3.30	0.67	1	2	1	2	1	-	-	-	-	3.97	
<b>28.90</b>													<b>35.33</b>		
Program Components				Factor											
Skating Skills				0.80	7.00	7.25	7.25	7.75	7.75	-	-	-	-	-	7.42
Transitions / Linking Footwork / Movement				0.80	6.75	7.25	6.75	7.50	7.50	-	-	-	-	-	7.17
Performance / Execution				0.80	7.25	7.50	6.50	7.75	7.50	-	-	-	-	-	7.42
Choreography / Composition				0.80	7.00	7.50	7.25	7.50	7.75	-	-	-	-	-	7.42
Interpretation				0.80	7.25	7.50	7.50	7.25	7.25	-	-	-	-	-	7.33
<b>Judges Total Program Component Score (factored)</b>														<b>29.42</b>	
<b>Deductions:</b>														<b>0.00</b>	

Rank	Name	CC	Starting Number	Total Segment Score	Total Element Score	Program Score (factored)	Total Component Score (factored)	Total Deductions							
2	ASTAKHOVA Kristina / ROGOV Alexei	RUS	1	59.88	32.40		27.48	0.00							
#	Executed Elements	Info	Base Value	GOE	J1	J2	J3	J4	J5	J6	J7	J8	J9	Scores of Panel	
1	3S		4.20	0.70	1	1	1	1	0	-	-	-	-	4.90	
2	3Tw2		5.40	0.70	1	0	1	1	1	-	-	-	-	6.10	
3	3FTh		5.50	0.70	1	1	1	1	1	-	-	-	-	6.20	
4	FiDs4		3.50	0.70	1	1	1	2	1	-	-	-	-	4.20	
5	StSq2		2.60	0.50	0	1	1	2	1	-	-	-	-	3.10	
6	3Li4		4.00	0.50	1	0	1	1	1	-	-	-	-	4.50	
7	FCCoSp3p4		3.50	-0.10	0	-1	-1	1	0	-	-	-	-	3.40	
<b>28.70</b>													<b>32.40</b>		
Program Components				Factor											
Skating Skills				0.80	7.25	6.00	6.50	7.25	5.00	-	-	-	-	-	6.58
Transitions / Linking Footwork / Movement				0.80	7.00	6.25	7.00	7.00	4.75	-	-	-	-	-	6.75
Performance / Execution				0.80	7.25	6.25	7.25	7.75	4.75	-	-	-	-	-	6.92
Choreography / Composition				0.80	7.00	6.75	7.00	7.50	5.00	-	-	-	-	-	6.92
Interpretation				0.80	7.25	6.75	7.50	7.75	4.75	-	-	-	-	-	7.17
<b>Judges Total Program Component Score (factored)</b>														<b>27.48</b>	
<b>Deductions:</b>														<b>0.00</b>	



### Judges Details Per Skater

Rank	Name	CC	Starting Number	Total Segment Score	Total Element Score	Program Component Score (factored)	Total Deductions							
3	BAZAROVA Vera / DEPUTAT Andrei	RUS	2	59.07	31.13	27.94	0.00							
#	Executed Elements	Info	Base Value	GOE	J1	J2	J3	J4	J5	J6	J7	J8	J9	Scores of Panel
1	3T		4.10	-0.70	0	-1	-2	-1	-1	-	-	-	-	3.40
2	3Tw2		5.40	0.47	1	0	1	1	0	-	-	-	-	5.87
3	3LoTh		5.00	1.17	1	2	2	2	0	-	-	-	-	6.17
4	FiDs4		3.50	0.93	2	1	1	2	1	-	-	-	-	4.43
5	FCCoSp3p4		3.50	-0.20	0	-1	-1	0	-1	-	-	-	-	3.30
6	StSq3		3.30	0.33	1	0	1	2	0	-	-	-	-	3.63
7	3Li4		4.00	0.33	1	1	0	2	0	-	-	-	-	4.33
<b>28.80</b>													<b>31.13</b>	
Program Components				Factor										
Skating Skills				0.80	7.50	7.00	7.25	8.00	4.50	-	-	-	-	7.25
Transitions / Linking Footwork / Movement				0.80	7.00	6.25	6.75	7.50	4.50	-	-	-	-	6.67
Performance / Execution				0.80	7.50	7.00	6.50	7.75	4.75	-	-	-	-	7.00
Choreography / Composition				0.80	7.50	7.00	6.75	7.50	4.75	-	-	-	-	7.08
Interpretation				0.80	7.25	6.75	6.75	7.50	4.50	-	-	-	-	6.92
Judges Total Program Component Score (factored)														<b>27.94</b>
Deductions:														<b>0.00</b>

Rank	Name	CC	Starting Number	Total Segment Score	Total Element Score	Program Component Score (factored)	Total Deductions							
4	JAMES Vanessa / CIPRES Morgan	FRA	3	57.28	29.80	27.48	0.00							
#	Executed Elements	Info	Base Value	GOE	J1	J2	J3	J4	J5	J6	J7	J8	J9	Scores of Panel
1	3Tw2		5.40	0.70	2	0	2	1	0	-	-	-	-	6.10
2	3T		4.10	0.70	1	2	1	1	1	-	-	-	-	4.80
3	3FTh		5.50	-0.70	-1	-1	0	-1	-1	-	-	-	-	4.80
4	3Li4		4.00	0.50	1	1	2	1	0	-	-	-	-	4.50
5	FCCoSp3p3		3.00	0.33	1	1	0	0	1	-	-	-	-	3.33
6	StSq2		2.60	0.00	0	0	0	1	0	-	-	-	-	2.60
7	FiDs3		3.20	0.47	1	0	0	1	1	-	-	-	-	3.67
<b>27.80</b>													<b>29.80</b>	
Program Components				Factor										
Skating Skills				0.80	7.50	6.50	7.50	7.00	7.00	-	-	-	-	7.17
Transitions / Linking Footwork / Movement				0.80	7.00	6.00	7.00	6.75	6.50	-	-	-	-	6.75
Performance / Execution				0.80	7.50	6.75	6.75	6.50	6.50	-	-	-	-	6.67
Choreography / Composition				0.80	7.25	6.75	7.25	7.00	6.75	-	-	-	-	7.00
Interpretation				0.80	7.50	6.25	7.50	6.50	6.25	-	-	-	-	6.75
Judges Total Program Component Score (factored)														<b>27.48</b>
Deductions:														<b>0.00</b>



### Judges Details Per Skater

Rank	Name	CC	Starting Number	Total Segment Score	Total Element Score	Program Component Score (factored)	Total Deductions							
5	WANG Wenting / ZHANG Yan	CHN	4	54.59	28.73	25.86	0.00							
#	Executed Elements	Info	Base Value	GOE	J1	J2	J3	J4	J5	J6	J7	J8	J9	Scores of Panel
1	3Tw3		5.80	0.23	0	1	0	1	0	-	-	-	-	6.03
2	3S<	<	3.00	-0.70	-1	-1	-1	-1	-1	-	-	-	-	2.30
3	3LoTh		5.00	1.40	2	2	2	2	2	-	-	-	-	6.40
4	3Li3		3.50	0.50	1	1	2	1	1	-	-	-	-	4.00
5	FCCoSp3p3		3.00	-0.10	0	-1	-1	0	0	-	-	-	-	2.90
6	StSq4		3.90	0.23	0	1	-1	1	0	-	-	-	-	4.13
7	FiDs3		3.20	-0.23	0	0	-1	2	-1	-	-	-	-	2.97
<b>27.40</b>													<b>28.73</b>	
Program Components				Factor										
Skating Skills				0.80	6.75	6.50	4.75	7.00	6.50	-	-	-	-	6.58
Transitions / Linking Footwork / Movement				0.80	6.00	6.00	4.50	7.25	6.50	-	-	-	-	6.17
Performance / Execution				0.80	6.75	6.50	4.25	7.00	6.75	-	-	-	-	6.67
Choreography / Composition				0.80	6.50	6.75	4.25	7.50	6.50	-	-	-	-	6.58
Interpretation				0.80	6.25	6.25	4.50	6.75	6.50	-	-	-	-	6.33
<b>Judges Total Program Component Score (factored)</b>														<b>25.86</b>
<b>Deductions:</b>														<b>0.00</b>

Rank	Name	CC	Starting Number	Total Segment Score	Total Element Score	Program Component Score (factored)	Total Deductions							
6	PALIAKOVA Maria / BOCHKOV Nikita	BLR	5	49.62	26.94	22.68	0.00							
#	Executed Elements	Info	Base Value	GOE	J1	J2	J3	J4	J5	J6	J7	J8	J9	Scores of Panel
1	3LoTh		5.00	0.93	1	1	3	2	1	-	-	-	-	5.93
2	3T<	<	3.00	-0.70	-1	-1	-1	-1	-2	-	-	-	-	2.30
3	3TwB		4.60	-0.23	0	-2	-1	0	1	-	-	-	-	4.37
4	FiDs3		3.20	0.70	1	1	1	1	0	-	-	-	-	3.90
5	3Li4		4.00	0.17	1	0	1	0	0	-	-	-	-	4.17
6	FCCoSp3p4		3.50	0.00	0	0	-1	1	0	-	-	-	-	3.50
7	StSq2		2.60	0.17	0	0	0	1	1	-	-	-	-	2.77
<b>25.90</b>													<b>26.94</b>	
Program Components				Factor										
Skating Skills				0.80	5.00	6.00	5.25	6.25	4.75	-	-	-	-	5.42
Transitions / Linking Footwork / Movement				0.80	4.50	6.00	5.00	6.25	5.00	-	-	-	-	5.33
Performance / Execution				0.80	5.25	6.00	5.25	6.50	5.75	-	-	-	-	5.67
Choreography / Composition				0.80	4.75	6.75	5.25	6.75	6.00	-	-	-	-	6.00
Interpretation				0.80	5.00	6.75	5.50	7.00	5.50	-	-	-	-	5.92
<b>Judges Total Program Component Score (factored)</b>														<b>22.68</b>
<b>Deductions:</b>														<b>0.00</b>

#### LEGEND

GOE Grade of Execution

< Under-rotated jump





## Start List With Times

Start Time	Finish Time	Starting Number	Name	CC	Current Rank	Current Score
20:00:00	20:07:00		<b>Warm-Up Group 1</b>			
20:07:30	20:15:40	1	PALIAKOVA Maria / BOCHKOV Nikita	BLR	6	49.62
20:15:40	20:23:50	2	JAMES Vanessa / CIPRES Morgan	FRA	4	57.28
20:23:50	20:32:00	3	WANG Wenting / ZHANG Yan	CHN	5	54.59
20:32:00	20:39:00		<b>Warm-Up Group 2</b>			
20:39:30	20:47:40	4	ASTAKHOVA Kristina / ROGONOV Alexei	RUS	2	59.88
20:47:40	20:55:50	5	YU Xiaoyu / JIN Yang	CHN	1	64.75
20:55:50	21:04:00	6	BAZAROVA Vera / DEPUTAT Andrei	RUS	3	59.07

### NOTE

This time schedule is based on the timing intervals listed below, but is subject to change:


Resurfacing: 15:00

Warm-Up: 6:00

Duration of Skating: 4:30 +/- 10 seconds

Judging First: 3:10

Judging Last: 3:10

Timing and Results provided by  TISSOT



## Planned Program Content

<b>1 PALIAKOVA Maria / BOCHKOV Nikita</b>			<b>BLR</b>		<b>Current Rank:</b>	<b>6</b>
Coach: Inna Ytkina						
Music: Cell Block Tango (from Chicago OST)						
Element Number	Name	Description	Element Number	Name	Description	
1	3T+3T	Triple Toeloop+Triple Toeloop	8	PCoSp	Pair Combination Spin	
2	3Tw	Triple Twist Lift	9	5RLi	Group 5 Reverse Lasso Lift	
3	3S	Triple Salchow	10	FCCoSp	Fly. Change Foot Comb. Spin	
4	3STh	Throw Triple Salchow	11	ChSq	Choreo Sequence	
5	3Li	Group 3 Lift	12	5BLi	Group 5 Backward Lasso Lift	
6	BiDs	Backward Inside Death Spiral				
7	3LoTh	Throw Triple Loop				
<b>2 JAMES Vanessa / CIPRES Morgan</b>			<b>FRA</b>		<b>Current Rank:</b>	<b>4</b>
Coach: Claude Thevenard						
Music: Angels and Demons, Requiem for a Dream						
Element Number	Name	Description	Element Number	Name	Description	
1	3Tw	Triple Twist Lift	8	ChSq	Choreo Sequence	
2	3T+2T+2T	Triple Toeloop+Double Toeloop+Double Toeloop	9	FCCoSp	Fly. Change Foot Comb. Spin	
3	3S	Triple Salchow	10	3STh	Throw Triple Salchow	
4	BiDs	Backward Inside Death Spiral	11	5BLi	Group 5 Backward Lasso Lift	
5	PCoSp	Pair Combination Spin	12	3Li	Group 3 Lift	
6	5ALi	Group 5 Axel Lasso Lift				
7	3FTh	Throw Triple Flip				
<b>3 WANG Wenting / ZHANG Yan</b>			<b>CHN</b>		<b>Current Rank:</b>	<b>5</b>
Coach: B. Luan, W. Cai, C. Yang						
Music: Peer Gynt Suites by Edvard Grieg						
Element Number	Name	Description	Element Number	Name	Description	
1	3Tw	Triple Twist Lift	8	5SLi	Group 5 Step in Lasso Lift	
2	3S	Triple Salchow	9	BiDs	Backward Inside Death Spiral	
3	2A+1T	Double Axel+Single Toeloop	10	ChSq	Choreo Sequence	
4	5ALi	Group 5 Axel Lasso Lift	11	3Li	Group 3 Lift	
5	PCoSp	Pair Combination Spin	12	CCoSp	Change Foot Combination Spin	
6	3FTh	Throw Triple Flip				
7	3LoTh	Throw Triple Loop				
<b>4 ASTAKHOVA Kristina / ROGONOV Alexei</b>			<b>RUS</b>		<b>Current Rank:</b>	<b>2</b>
Coach: Artur Dmitriev						
Music: The Master and Margarita by I. Korneliuk						
Element Number	Name	Description	Element Number	Name	Description	
1	3T+2T+2T	Triple Toeloop+Double Toeloop+Double Toeloop	8	3LoTh	Throw Triple Loop	
2	3Tw	Triple Twist Lift	9	5RLi	Group 5 Reverse Lasso Lift	
3	3S	Triple Salchow	10	5ALi	Group 5 Axel Lasso Lift	
4	BoDs	Backward Outside Death Spiral	11	PCoSp	Pair Combination Spin	
5	3FTh	Throw Triple Flip	12	3Li	Group 3 Lift	
6	ChSq	Choreo Sequence				
7	FCCoSp	Fly. Change Foot Comb. Spin				



## Planned Program Content

5 YU Xiaoyu / JIN Yang			CHN			Current Rank: 1		
Coach: H. Zhao, B. Yao, B. Han								
Music: Humility and Love (Creation soundtrack)								
Element Number	Name	Description	Element Number	Name	Description	Element Number	Name	Description
1	3T	Triple Toeloop	8	ChSq	Choreo Sequence			
2	2A+2A+SEQ	Double Axel+Double Axel+SEQ	9	5RLi	Group 5 Reverse Lasso Lift			
3	3Tw	Triple Twist Lift	10	3FTh	Throw Triple Flip			
4	3LoTh	Throw Triple Loop	11	3Li	Group 3 Lift			
5	5ALi	Group 5 Axel Lasso Lift	12	PCoSp	Pair Combination Spin			
6	BoDs	Backward Outside Death Spiral						
7	FCCoSp	Fly. Change Foot Comb. Spin						
6 BAZAROVA Vera / DEPUTAT Andrei			RUS			Current Rank: 3		
Coach: Oleg Vasiliev								
Music: Adios Nonino by Astor Piazzolla								
Element Number	Name	Description	Element Number	Name	Description	Element Number	Name	Description
1	3T	Triple Toeloop	8	ChSq	Choreo Sequence			
2	3Tw	Triple Twist Lift	9	5TLi	Group 5 Toe Lasso Lift			
3	2A+1Lo+2S	Double Axel+Single Loop+Double Salchow	10	3Li	Group 3 Lift			
4	BoDs	Backward Outside Death Spiral	11	5RLi	Group 5 Reverse Lasso Lift			
5	FCCoSp	Fly. Change Foot Comb. Spin	12	PCoSp	Pair Combination Spin			
6	3FTh	Throw Triple Flip						
7	3LoTh	Throw Triple Loop						



## Technical Panel and Panel of Judges

### Technical Panel

Function	Name	
Technical Controller	TAUCHMANOVA Vera	ISU
Technical Specialist	KUZNETSOV Alexander	ISU
Assistant Technical Specialist	ROSSOUKHI-SCHNEIDER Evelyn	ISU

### Panel of Judges

Function	Name	
Referee	DUBROWKO Danuta	ISU
Judge No.1	BIGNARDI Elisabetta	ITA
Judge No.2	ABASOVA Maira	RUS
Judge No.3	KANKAANRANTA Marjo	FIN
Judge No.4	WALDECK Andreas	GER
Judge No.5	JIANG Hailan	CHN

### Data / Replay Operators

Function	Name	
Data Operator	WALDVOGEL Michael	ISU
Replay Operator	GRAGLIA Flavia	ISU



## Segment Results

Rank	Name	CC	Total Segment Score
1	YU Xiaoyu / JIN Yang	CHN	117.17
2	ASTAKHOVA Kristina / ROGONOV Alexei	RUS	114.99
3	JAMES Vanessa / CIPRES Morgan	FRA	110.91
4	BAZAROVA Vera / DEPUTAT Andrei	RUS	104.79
5	WANG Wenting / ZHANG Yan	CHN	82.81
6	PALIAKOVA Maria / BOCHKOV Nikita	BLR	81.57

DUBROWKO Danuta, ISU  
Referee

TAUCHMANOVA Vera, ISU  
Technical Controller



## Results Details

Rk	Name	CC	Total Segment Score	Total Element Score	Factored Total Component Score	Unfactored Program Component Scores					Total Deductions
						Skating Skills	Transitions /Linking Footwork	Performance /Execution	Choreography /Composition	Interpretation	
1	YU Xiaoyu JIN Yang	CHN	117.17	59.51	58.66	7.58	7.08	7.42	7.25	7.33	-1.00
2	ASTAKHOVA Kristina ROGONOV Alexei	RUS	114.99	58.98	56.01	7.00	7.17	6.92	7.00	6.92	0.00
3	JAMES Vanessa CIPRES Morgan	FRA	110.91	55.24	56.67	7.25	7.08	6.92	7.00	7.17	-1.00
4	BAZAROVA Vera DEPUTAT Andrei	RUS	104.79	47.32	57.47	7.33	6.92	7.00	7.42	7.25	0.00
5	WANG Wenting ZHANG Yan	CHN	82.81	41.53	42.28	5.67	5.17	5.00	5.42	5.17	-1.00
6	PALIAKOVA Maria BOCHKOV Nikita	BLR	81.57	41.57	42.00	5.42	5.00	5.00	5.50	5.33	-2.00

### LEGEND

Rk Rank



### Judges Details Per Skater

Rank	Name	CC	Starting Number	Total Segment Score	Total Element Score	Program Component Score (factored)	Total Deductions							
1	YU Xiaoyu / JIN Yang	CHN	5	117.17	59.51	58.66	-1.00							
#	Executed Elements	Info	Base Value	GOE	J1	J2	J3	J4	J5	J6	J7	J8	J9	Scores of Panel
1	3T		4.10	-2.10	-3	-3	-3	-3	-3	-	-	-	-	2.00
2	2A+2A+SEQ		5.28	0.50	1	1	1	1	1	-	-	-	-	5.78
3	3Tw3		5.80	1.40	3	2	2	2	2	-	-	-	-	7.20
4	3LoTh		5.00	-0.93	0	-2	-1	-1	-2	-	-	-	-	4.07
5	5ALi4		6.50	0.70	1	1	1	1	1	-	-	-	-	7.20
6	BoDs3		4.00	0.23	0	0	0	2	1	-	-	-	-	4.23
7	FCCoSp3p4		3.50	0.00	-1	0	0	0	0	-	-	-	-	3.50
8	ChSq1		2.00	0.70	1	1	1	1	1	-	-	-	-	2.70
9	5RLi4		7.00	1.40	1	2	2	2	2	-	-	-	-	8.40
10	3FTh		5.50	-0.47	0	-1	0	-1	-1	-	-	-	-	5.03
11	3Li4		4.00	0.83	0	2	2	2	1	-	-	-	-	4.83
12	PCoSp3p4		4.50	0.07	-1	-1	0	1	1	-	-	-	-	4.57
<b>57.18</b>													<b>59.51</b>	
Program Components			Factor											
Skating Skills			1.60	7.50	7.00	7.75	8.25	7.50	-	-	-	-	-	7.58
Transitions / Linking Footwork / Movement			1.60	7.25	6.75	7.00	8.00	7.00	-	-	-	-	-	7.08
Performance / Execution			1.60	7.00	7.25	7.75	8.00	7.25	-	-	-	-	-	7.42
Choreography / Composition			1.60	7.00	6.75	7.25	7.75	7.50	-	-	-	-	-	7.25
Interpretation			1.60	7.25	7.25	7.25	8.00	7.50	-	-	-	-	-	7.33
Judges Total Program Component Score (factored)														<b>58.66</b>
Deductions:			Falls:	-1.00										<b>-1.00</b>

Rank	Name	CC	Starting Number	Total Segment Score	Total Element Score	Program Component Score (factored)	Total Deductions							
2	ASTAKHOVA Kristina / ROGO NOV Alexei	RUS	4	114.99	58.98	56.01	0.00							
#	Executed Elements	Info	Base Value	GOE	J1	J2	J3	J4	J5	J6	J7	J8	J9	Scores of Panel
1	3T+2T+2T		6.70	0.47	1	1	0	1	0	-	-	-	-	7.17
2	3Tw3		5.80	0.47	1	1	1	0	-1	-	-	-	-	6.27
3	3S		4.20	0.70	1	1	1	1	1	-	-	-	-	4.90
4	BoDs3		4.00	0.47	1	1	0	1	0	-	-	-	-	4.47
5	3FTh		5.50	-1.40	-1	-2	-2	-2	-2	-	-	-	-	4.10
6	ChSq1		2.00	0.70	2	1	1	1	1	-	-	-	-	2.70
7	FCCoSp3p3		3.00	0.00	-1	0	1	0	0	-	-	-	-	3.00
8	3LoTh		5.00	-0.93	-1	-1	-1	-2	-2	-	-	-	-	4.07
9	5RLi4		7.00	0.00	0	1	0	0	0	-	-	-	-	7.00
10	PCoSp3p4		4.50	0.50	1	1	0	1	1	-	-	-	-	5.00
11	5ALi4		6.50	0.47	0	1	1	0	1	-	-	-	-	6.97
12	3Li3		3.50	-0.17	0	1	-1	-1	0	-	-	-	-	3.33
<b>57.70</b>													<b>58.98</b>	
Program Components			Factor											
Skating Skills			1.60	7.00	7.25	7.50	6.75	6.50	-	-	-	-	-	7.00
Transitions / Linking Footwork / Movement			1.60	7.25	7.00	7.25	7.25	6.25	-	-	-	-	-	7.17
Performance / Execution			1.60	6.50	7.25	7.25	7.00	6.50	-	-	-	-	-	6.92
Choreography / Composition			1.60	6.75	7.25	7.50	7.00	6.75	-	-	-	-	-	7.00
Interpretation			1.60	7.00	7.00	7.75	6.75	6.50	-	-	-	-	-	6.92
Judges Total Program Component Score (factored)														<b>56.01</b>
Deductions:														<b>0.00</b>



### Judges Details Per Skater

Rank	Name	CC	Starting Number	Total Segment Score	Total Element Score	Program Component Score (factored)	Total Deductions								
3	JAMES Vanessa / CIPRES Morgan	FRA	2	110.91	55.24	56.67	-1.00								
#	Executed Elements	Info	Base Value	GOE	J1	J2	J3	J4	J5	J6	J7	J8	J9	Scores of Panel	
1	3Tw3		5.80	0.93	2	1	1	2	1	-	-	-	-	6.73	
2	3T+2T+2T		6.70	1.17	2	1	1	2	2	-	-	-	-	7.87	
3	3S<	<	3.00	-1.40	-2	-2	-2	-2	-2	-	-	-	-	1.60	
4	BiDs1		2.80	0.70	1	1	1	1	0	-	-	-	-	3.50	
5	PCoSp3p3		4.00	0.17	1	0	0	0	1	-	-	-	-	4.17	
6	5ALi4		6.50	0.93	2	1	1	2	1	-	-	-	-	7.43	
7	3FTh		5.50	0.70	1	1	1	2	1	-	-	-	-	6.20	
8	ChSq1		2.00	0.00	0	0	0	1	0	-	-	-	-	2.00	
9	FCCoSp3p2		2.50	0.17	1	0	0	1	0	-	-	-	-	2.67	
10	3STh		4.50	-2.10	-3	-3	-3	-3	-3	-	-	-	-	2.40	
11	5BLi4		6.50	0.00	0	1	-1	0	0	-	-	-	-	6.50	
12	3Li4		4.00	0.17	1	0	1	0	-1	-	-	-	-	4.17	
<b>53.80</b>													<b>55.24</b>		
Program Components				Factor											
Skating Skills				1.60	7.25	7.25	7.25	7.75	6.50	-	-	-	-	7.25	
Transitions / Linking Footwork / Movement				1.60	7.50	6.75	7.00	7.75	5.75	-	-	-	-	7.08	
Performance / Execution				1.60	6.75	7.00	7.00	7.50	6.25	-	-	-	-	6.92	
Choreography / Composition				1.60	7.00	6.75	7.25	8.00	6.00	-	-	-	-	7.00	
Interpretation				1.60	7.50	7.25	6.75	7.50	6.00	-	-	-	-	7.17	
Judges Total Program Component Score (factored)														<b>56.67</b>	
Deductions:				Falls:	-1.00										<b>-1.00</b>

Rank	Name	CC	Starting Number	Total Segment Score	Total Element Score	Program Component Score (factored)	Total Deductions							
4	BAZAROVA Vera / DEPUTAT Andrei	RUS	6	104.79	47.32	57.47	0.00							
#	Executed Elements	Info	Base Value	GOE	J1	J2	J3	J4	J5	J6	J7	J8	J9	Scores of Panel
1	3T		4.10	-1.40	-3	-2	-2	-2	-2	-	-	-	-	2.70
2	3Tw3		5.80	0.93	2	2	1	1	1	-	-	-	-	6.73
3	2A+1Lo<+2S<	<	4.60	-1.00	-2	-2	-3	-2	-2	-	-	-	-	3.60
4	BoDs3		4.00	-0.47	-1	-1	0	1	-1	-	-	-	-	3.53
5	FCCoSp3p4		3.50	0.00	0	0	0	0	-1	-	-	-	-	3.50
6	3FTh		5.50	-1.40	-2	-2	-2	-2	-2	-	-	-	-	4.10
7	3LoTh		5.00	0.23	1	0	0	0	1	-	-	-	-	5.23
8	ChSq1		2.00	0.70	1	2	1	0	1	-	-	-	-	2.70
9	5ALi		0.00	0.00	-	-	-	-	-	-	-	-	-	0.00
10	3Li3		3.50	0.33	1	1	1	0	0	-	-	-	-	3.83
11	5RLi4		7.00	0.23	0	2	0	1	-1	-	-	-	-	7.23
12	PCoSp3p3		4.00	0.17	0	1	0	1	0	-	-	-	-	4.17
<b>49.00</b>													<b>47.32</b>	
Program Components				Factor										
Skating Skills				1.60	7.00	7.50	7.75	7.00	7.50	-	-	-	-	7.33
Transitions / Linking Footwork / Movement				1.60	6.75	7.00	7.00	7.25	6.75	-	-	-	-	6.92
Performance / Execution				1.60	6.50	7.00	7.00	7.25	7.00	-	-	-	-	7.00
Choreography / Composition				1.60	6.75	7.50	7.50	7.50	7.25	-	-	-	-	7.42
Interpretation				1.60	7.00	7.25	7.25	7.50	7.25	-	-	-	-	7.25
Judges Total Program Component Score (factored)														<b>57.47</b>
Deductions:														<b>0.00</b>





### Judges Details Per Skater

Rank	Name	CC	Starting Number	Total Segment Score	Total Element Score	Program Component Score (factored)	Total Deductions								
5	WANG Wenting / ZHANG Yan	CHN	3	82.81	41.53	42.28	-1.00								
#	Executed Elements	Info	Base Value	GOE	J1	J2	J3	J4	J5	J6	J7	J8	J9	Scores of Panel	
1	3Tw3		5.80	0.93	2	1	1	2	1	-	-	-	-	6.73	
2	2S		1.30	-0.60	-3	-3	-3	-3	-3	-	-	-	-	0.70	
3	1A+COMBO		1.10	-0.60	-3	-2	-3	-3	-3	-	-	-	-	0.50	
4	5ALi4		6.50	0.70	1	1	0	1	1	-	-	-	-	7.20	
5	PCoSp3p3		4.00	-0.20	-1	-1	-1	0	0	-	-	-	-	3.80	
7	3FTh		5.50	-1.40	-2	-2	-2	-2	-2	-	-	-	-	4.10	
8	3LoTh		5.00	0.93	3	2	2	0	0	-	-	-	-	5.93	
9	5SLi4		6.00	0.17	1	0	0	1	0	-	-	-	-	6.17	
10	BiDs2		3.00	-0.70	-1	-1	-1	-1	-1	-	-	-	-	2.30	
11	ChSq1		2.00	-0.50	-2	-1	0	-2	0	-	-	-	-	1.50	
12	3Li		0.00	0.00	-	-	-	-	-	-	-	-	-	0.00	
13	FCCoSp3p3		3.00	-0.40	-2	-1	-2	-1	0	-	-	-	-	2.60	
<b>43.20</b>													<b>41.53</b>		
Program Components				Factor											
Skating Skills				1.60	4.50	6.00	5.75	6.25	5.25	-	-	-	-	5.67	
Transitions / Linking Footwork / Movement				1.60	4.50	5.50	5.50	5.50	4.00	-	-	-	-	5.17	
Performance / Execution				1.60	4.75	5.75	4.75	5.50	4.50	-	-	-	-	5.00	
Choreography / Composition				1.60	4.50	6.00	5.75	6.00	4.50	-	-	-	-	5.42	
Interpretation				1.60	5.00	5.50	5.00	5.75	4.25	-	-	-	-	5.17	
<b>Judges Total Program Component Score (factored)</b>														<b>42.28</b>	
<b>Deductions:</b>				Falls:	-1.00										<b>-1.00</b>

Rank	Name	CC	Starting Number	Total Segment Score	Total Element Score	Program Component Score (factored)	Total Deductions								
6	PALIAKOVA Maria / BOCHKOV Nikita	BLR	1	81.57	41.57	42.00	-2.00								
#	Executed Elements	Info	Base Value	GOE	J1	J2	J3	J4	J5	J6	J7	J8	J9	Scores of Panel	
1	3T+SEQ		3.28	-1.17	-1	-1	-2	-2	-2	-	-	-	-	2.11	
2	3TwB		4.60	-0.47	-1	0	0	-2	-1	-	-	-	-	4.13	
3	3S<<	<<	1.30	-0.60	-3	-3	-3	-3	-3	-	-	-	-	0.70	
4	3STh		4.50	-1.40	-2	-2	-2	-2	-2	-	-	-	-	3.10	
5	3Li4		4.00	0.00	0	1	0	0	-1	-	-	-	-	4.00	
6	BiDs2		3.00	0.00	1	0	0	0	0	-	-	-	-	3.00	
7	3LoTh		5.00	-2.10	-3	-3	-3	-3	-3	-	-	-	-	2.90	
8	PCoSp3p3		4.00	0.07	1	-1	-1	0	1	-	-	-	-	4.07	
9	5BLi4		6.50	-0.47	1	0	-2	-1	-1	-	-	-	-	6.03	
10	FCCoSp3p4		3.50	0.00	0	0	0	0	-1	-	-	-	-	3.50	
11	ChSq1		2.00	0.00	-1	1	0	0	0	-	-	-	-	2.00	
12	5RLi3		6.50	-0.47	0	0	-1	-2	-1	-	-	-	-	6.03	
<b>48.18</b>													<b>41.57</b>		
Program Components				Factor											
Skating Skills				1.60	5.50	5.25	5.75	5.50	5.25	-	-	-	-	5.42	
Transitions / Linking Footwork / Movement				1.60	5.00	4.75	5.25	5.25	4.50	-	-	-	-	5.00	
Performance / Execution				1.60	5.25	5.00	5.00	5.00	4.50	-	-	-	-	5.00	
Choreography / Composition				1.60	5.25	5.50	6.00	5.75	5.00	-	-	-	-	5.50	
Interpretation				1.60	5.50	5.50	5.25	5.00	5.25	-	-	-	-	5.33	
<b>Judges Total Program Component Score (factored)</b>														<b>42.00</b>	
<b>Deductions:</b>				Falls:	-2.00										<b>-2.00</b>

#### LEGEND

GOE Grade of Execution

< Under-rotated jump

<< Downgraded jump



WINTER  
UNIVERSIADE  
GRANADA 2015



RESULT BOOK

# FIGURE SKATING

Ice Dance



## Protocol Head Page

6 FEB 2015	16:00	Short Dance
7 FEB 2015	19:00	Free Dance

Size of Skating Area	:	30m*60m
Ice Conditions	:	very good
Number of Entries	:	13
Number of Participants	:	13

Entry Withdrawn :

### Short Dance

Duration : 2:50 +/- 10 seconds

<b>Program Component Factors</b> :	Skating Skills	0.80
	Transitions/Linking Footwork/Movement	0.80
	Performance/Execution	0.80
	Composition/Choreography	0.80
	Interpretation/Timing	0.80

### Free Dance

Duration : 4:00 +/- 10 seconds

<b>Program Component Factors</b> :	Skating Skills	1.20
	Transitions/Linking Footwork/Movement	1.20
	Performance/Execution	1.20
	Composition/Choreography	1.20
	Interpretation/Timing	1.20



## Entry List By Event


As of TUE 03 FEB 2015

Sequence	Name	Date of Birth	CC	ISU World Standings	
				Rank	Points
1	CHEN Hong / ZHAO Yan	11 FEB 1994 / 23 JUL 1992	CHN	0	0
2	SONG Linshu / LIU Yu	09 JUL 1997 / 19 MAR 1997	CHN	0	0
3	SUN Wenqian / WANG Kuo	26 JUL 1995 / 24 OCT 1992	CHN	0	0
4	HURTADO Sara / DIAZ Adria	17 SEP 1990 / 03 NOV 1992	ESP	0	0
5	ROBLEDO Celia / FENERO Luis	07 APR 1994 / 23 JUL 1992	ESP	0	0
6	AUBRY Laureline / BELLINGARD Kevin	26 JUL 1994 / 03 SEP 1992	FRA	0	0
7	URBAN Jennifer / LERCHE Sevan	09 MAY 1993 / 23 AUG 1993	GER	0	0
8	GUIGNARD Charlene / FABBRI Marco	18 AUG 1989 / 02 FEB 1988	ITA	0	0
9	NISHIMURA Kei / SUZUKI Kentaro	12 FEB 1993 / 12 NOV 1992	JPN	0	0
10	UZUROVA Karina / ALI Ilias	25 JAN 1997 / 19 OCT 1994	KAZ	0	0
11	KOSIGINA Evgenia / MOROSHKIN Nikolai	20 MAR 1995 / 15 NOV 1993	RUS	0	0
12	TESTA Federica / CSOLLEY Lukas	27 AUG 1993 / 18 JUN 1990	SVK	0	0
13	YERMAK Lolita / SHUMSKI Alexei	22 MAR 1996 / 03 OCT 1990	UKR	0	0

### NOTE

Entry data may be updated until the start of competition.

For the complete list of ISU World Standings please refer to [www.isu.org](http://www.isu.org).

Timing and Results provided by  TISSOT



## Results

Rank	Name	CC	Total Score	SD	FD
1	GUIGNARD Charlene / FABBRI Marco	ITA	164.98	1	1
2	HURTADO Sara / DIAZ Adria	ESP	163.56	2	2
3	TESTA Federica / CSOLLEY Lukas	SVK	142.76	3	3
4	KOSIGINA Evgenia / MOROSHKIN Nikolai	RUS	138.62	4	4
5	CHEN Hong / ZHAO Yan	CHN	122.66	6	5
6	UZUROVA Karina / ALI Ilias	KAZ	119.02	5	8
7	ROBLEDO Celia / FENERO Luis	ESP	118.70	8	6
8	URBAN Jennifer / LERCHE Sevan	GER	118.36	7	7
9	YERMAK Lolita / SHUMSKI Alexei	UKR	111.00	9	9
10	AUBRY Laureline / BELLINGARD Kevin	FRA	110.30	10	10
11	SONG Linshu / LIU Yu	CHN	102.60	11	11
12	NISHIMURA Kei / SUZUKI Kentaro	JPN	94.84	12	12
13	SUN Wenqian / WANG Kuo	CHN	86.88	13	13

CESARO Michela, ISU

Referee


GORDON POLTORAK Halina, ISU

Technical Controller

### LEGEND

FD Free Dance

SD Short Dance

Timing and Results provided by  TISSOT



## Medallists

Medal	Name	Country
GOLD	GUIGNARD Charlene FABBRI Marco	ITA - Italy
SILVER	HURTADO Sara DIAZ Adria	ESP - Spain
BRONZE	TESTA Federica CSOLLEY Lukas	SVK - Slovak Republic



## Start List With Times

Start Time	Finish Time	Starting Number	Name	CC
16:00:00	16:06:00		<b>Warm-Up Group 1</b>	
16:06:30	16:13:00	1	SONG Linshu / LIU Yu	CHN
16:13:00	16:19:30	2	ROBLEDO Celia / FENERO Luis	ESP
16:19:30	16:26:00	3	NISHIMURA Kei / SUZUKI Kentaro	JPN
16:26:00	16:32:30	4	GUIGNARD Charlene / FABBRI Marco	ITA
16:32:30	16:38:30		<b>Warm-Up Group 2</b>	
16:39:00	16:45:30	5	URBAN Jennifer / LERCHE Sevan	GER
16:45:30	16:52:00	6	UZUROVA Karina / ALI Ilias	KAZ
16:52:00	16:58:30	7	HURTADO Sara / DIAZ Adria	ESP
16:58:30	17:05:00	8	YERMAK Lolita / SHUMSKI Alexei	UKR
17:05:00	17:20:00		<b>Resurfacing of the Ice</b>	
17:20:00	17:26:00		<b>Warm-Up Group 3</b>	
17:26:30	17:33:00	9	AUBRY Laureline / BELLINGARD Kevin	FRA
17:33:00	17:39:30	10	TESTA Federica / CSOLLEY Lukas	SVK
17:39:30	17:46:00	11	KOSIGINA E / MOROSHKIN N	RUS
17:46:00	17:52:30	12	SUN Wenqian / WANG Kuo	CHN
17:52:30	17:59:00	13	CHEN Hong / ZHAO Yan	CHN

### NOTE

This time schedule is based on the timing intervals listed below, but is subject to change:


Resurfacing: 15:00

Warm-Up: 5:00

Duration of Skating: 2:50 +/- 10 seconds

Judging First: 3:10

Judging Last: 3:10

Timing and Results provided by  TISSOT



## Planned Program Content

<b>1 SONG Linshu / LIU Yu</b>			<b>CHN</b>		
Coach: Guiyu Huang			Music: Paso Doble		
Element Number	Name	Description	Element Number	Name	Description
1	STw	Synchronized Twizzle	5	RoLi	Rotational Lift
2	1PD	Paso Doble			
3	PSt	Partial Step Sequence			
4	NtDiSt	Not Touching Diagonal Step Seq.			
<b>2 ROBLEDO Celia / FENERO Luis</b>			<b>ESP</b>		
Coach: Patrice Lauzon			Music: Flamenco, Paso Doble, Flamenco		
Element Number	Name	Description	Element Number	Name	Description
1	NtMiSt	Midl. Not Touch. Step Seq.	5	STw	Synchronized Twizzle
2	SILi	Straight Line Lift			
3	1PD	Paso Doble			
4	PSt	Partial Step Sequence			
<b>3 NISHIMURA Kei / SUZUKI Kentaro</b>			<b>JPN</b>		
Coach: H. Suzuki, T. Suzuki			Music: Paso Doble, Flamenco		
Element Number	Name	Description	Element Number	Name	Description
1	NtMiSt	Midl. Not Touch. Step Seq.	5	RoLi	Rotational Lift
2	1PD	Paso Doble			
3	PST	Partial Step Sequence			
4	STw	Synchronized Twizzle			
<b>4 GUIGNARD Charlene / FABBRI Marco</b>			<b>ITA</b>		
Coach: B Fusar Poli, I Shpilband			Music: Flamenco, Paso Doble		
Element Number	Name	Description	Element Number	Name	Description
1	STw	Synchronized Twizzle	5	RoLi	Rotational Lift
2	NtMiSt	Midl. Not Touch. Step Seq.			
3	1PD	Paso Doble			
4	PSt	Partial Step Sequence			
<b>5 URBAN Jennifer / LERCHE Sevan</b>			<b>GER</b>		
Coach: R. Sinicyn, M. Skotnický			Music: Paso Doble		
Element Number	Name	Description	Element Number	Name	Description
1	STw	Synchronized Twizzle	5	RoLi	Rotational Lift
2	1PD	Paso Doble			
3	PST	Partial Step Sequence			
4	NtMiSt	Midl. Not Touch. Step Seq.			





## Planned Program Content

<b>6 UZUROVA Karina / ALI Ilias</b>			<b>KAZ</b>		
Coach: A. Krylova, P. Camerlengo					
Music: Flamenco, Paso Doble					
Element Number	Name	Description	Element Number	Name	Description
1	NtMiSt	Midl. Not Touch. Step Seq.	5	pst	Partial Step Sequence
2	STw	Synchronized Twizzle			
3	SILi	Straight Line Lift			
4	1pd	Paso Doble			
<b>7 HURTADO Sara / DIAZ Adria</b>			<b>ESP</b>		
Coach: Patrice. Lauzon					
Music: Paso Doble, Flamenco					
Element Number	Name	Description	Element Number	Name	Description
1	SILi	Straight Line Lift	5	STw	Synchronized Twizzle
2	1PD	Paso Doble			
3	PSt	Partial Step Sequence			
4	NtMiSt	Midl. Not Touch. Step Seq.			
<b>8 YERMAK Lolita / SHUMSKI Alexei</b>			<b>UKR</b>		
Coach: Alexandr Tumanovskiy					
Music: Waltz, Paso Doble					
Element Number	Name	Description	Element Number	Name	Description
1	NtMiSt	Midl. Not Touch. Step Seq.	5	RoLi	Rotational Lift
2	STw	Synchronized Twizzle			
3	1PD	Paso Doble			
4	PSt	Partial Step Sequence			
<b>9 AUBRY Laureline / BELLINGARD Kevin</b>			<b>FRA</b>		
Coach: Catherine Papadakis					
Music: Flamenco, Paso Doble					
Element Number	Name	Description	Element Number	Name	Description
1	1pd	Paso Doble	5	NtMiSt	Midl. Not Touch. Step Seq.
2	pst	Partial Step Sequence			
3	STw	Synchronized Twizzle			
4	CuLi	Curve Lift			
<b>10 TESTA Federica / CSOLLEY Lukas</b>			<b>SVK</b>		
Coach: R. Pelizzola, P. Mezzadri					
Music: Flamenco, Paso Doble, Flamenco					
Element Number	Name	Description	Element Number	Name	Description
1	STw	Synchronized Twizzle	5	NtMiSt	Midl. Not Touch. Step Seq.
2	CuLi	Curve Lift			
3	1PD	Paso Doble			
4	PSt	Partial Step Sequence			



## Planned Program Content

<b>11 KOSIGINA E / MOROSHKIN N</b>			<b>RUS</b>		
Coach: Oleg Sudakov					
Music: Flamenco, Paso Doble					
Element Number	Name	Description	Element Number	Name	Description
1	NtMiSt	Midl. Not Touch. Step Seq.	5	pst	Partial Step Sequence
2	STw	Synchronized Twizzle			
3	RoLi	Rotational Lift			
4	1pd	Paso Doble			
<b>12 SUN Wenqian / WANG Kuo</b>			<b>CHN</b>		
Coach: Ge Gao					
Music: Paso Doble, Flamenco					
Element Number	Name	Description	Element Number	Name	Description
1	1PD	Paso Doble	5	NtMiSt	Midl. Not Touch. Step Seq.
2	PSt	Partial Step Sequence			
3	STw	Synchronized Twizzle			
4	SILi	Straight Line Lift			
<b>13 CHEN Hong / ZHAO Yan</b>			<b>CHN</b>		
Coach: Hongyan Xi					
Music: Paso Doble					
Element Number	Name	Description	Element Number	Name	Description
1	STw	Synchronized Twizzle	5	RoLi	Rotational Lift
2	1PD	Paso Doble			
3	PSt	Partial Step Sequence			
4	NtMiSt	Midl. Not Touch. Step Seq.			



## Technical Panel and Panel of Judges

### Technical Panel

Function	Name	
Technical Controller	GORDON POLTORAK Halina	ISU
Technical Specialist	TUMANOVSKAYA Maria	ISU
Assistant Technical Specialist	RAUER Thomas	ISU

### Panel of Judges

Function	Name	
Referee	CESARO Michela	ISU
Judge No.1	DUBROWKO Danuta	POL
Judge No.2	BAUMANN Christian	GER
Judge No.3	JIANG Hailan	CHN
Judge No.4	SPALLUTO Simonetta	ITA
Judge No.5	ABASOVA Maira	RUS
Judge No.6	PLESNIKOVA Zuzana	CZE
Judge No.7	KATO Mayumi	JPN

### Data / Replay Operators

Function	Name	
Data Operator	GRAGLIA Flavia	ISU
Replay Operator	WALDVOGEL Michael	ISU



## Segment Results

Rank	Name	CC	Total Segment Score
1	GUIGNARD Charlene / FABBRI Marco	ITA	64.44
2	HURTADO Sara / DIAZ Adria	ESP	63.12
3	TESTA Federica / CSOLLEY Lukas	SVK	53.04
4	KOSIGINA E / MOROSHKIN N	RUS	52.10
5	UZUROVA Karina / ALI Ilias	KAZ	46.86
6	CHEN Hong / ZHAO Yan	CHN	45.98
7	URBAN Jennifer / LERCHE Sevan	GER	44.76
8	ROBLEDO Celia / FENERO Luis	ESP	44.16
9	YERMAK Lolita / SHUMSKI Alexei	UKR	42.38
10	AUBRY Laureline / BELLINGARD Kevin	FRA	42.08
11	SONG Linshu / LIU Yu	CHN	40.04
12	NISHIMURA Kei / SUZUKI Kentaro	JPN	34.04
13	SUN Wenqian / WANG Kuo	CHN	34.02

CESARO Michela, ISU  
Referee

GORDON POLTORAK Halina, ISU  
Technical Controller



## Results Details

Rk	Name	CC	Total Segment Score	Total Element Score	Factored Total Component Score	Unfactored Program Component Scores					Total Deductions
						Skating Skills	Transitions /Linking Footwork /Movement	Performance /Execution	Choreography /Composition	Interpretation /Timing	
1	GUIGNARD Charlene FABBRI Marco	ITA	64.44	33.76	30.68	7.65	7.55	7.65	7.65	7.85	0.00
2	HURTADO Sara DIAZ Adria	ESP	63.12	32.76	30.36	7.35	7.35	7.75	7.65	7.85	0.00
3	TESTA Federica CSOLLEY Lukas	SVK	53.04	25.88	27.16	6.75	6.65	6.65	6.95	6.95	0.00
4	KOSIGINA Evgenia MOROSHKIN Nikolai	RUS	52.10	25.74	26.36	6.70	6.35	6.65	6.60	6.65	0.00
5	UZUROVA Karina ALI Ilias	KAZ	46.86	26.06	20.80	5.30	5.00	5.25	5.35	5.10	0.00
6	CHEN Hong ZHAO Yan	CHN	45.98	24.46	21.52	5.60	5.10	5.45	5.45	5.30	0.00
7	URBAN Jennifer LERCHE Sevan	GER	44.76	25.72	20.04	5.05	4.80	5.10	5.10	5.00	-1.00
8	ROBLEDO Celia FENERO Luis	ESP	44.16	25.16	19.00	4.65	4.50	4.90	4.85	4.85	0.00
9	YERMAK Lolita SHUMSKI Alexei	UKR	42.38	22.10	20.28	5.10	4.80	5.30	5.25	4.90	0.00
10	AUBRY Laureline BELLINGARD Kevin	FRA	42.08	23.80	18.28	4.60	4.45	4.60	4.80	4.40	0.00
11	SONG Linshu LIU Yu	CHN	40.04	22.96	18.08	4.70	4.35	4.75	4.60	4.20	-1.00
12	NISHIMURA Kei SUZUKI Kentaro	JPN	34.04	16.84	17.20	4.45	4.10	4.35	4.45	4.15	0.00
13	SUN Wenqian WANG Kuo	CHN	34.02	17.70	16.32	4.10	3.90	4.15	4.30	3.95	0.00

### LEGEND

Rk Rank



### Judges Details Per Skater

Rank	Name	CC	Starting Number	Total Segment Score	Total Element Score	Program Component Score (factored)	Total Deductions
1	GUIGNARD Charlene / FABBRI Marco	ITA	4	64.44	33.76	30.68	0.00

#	Executed Elements	Info	Base Value	GOE	J1	J2	J3	J4	J5	J6	J7	J8	J9	Scores of Panel
1	STw4		6.60	0.84	2	2	2	1	1	1	1	-	-	7.44
2	NtMiSt3		7.10	2.20	2	2	2	2	2	2	2	-	-	9.30
3	1PD3+kpYYN		5.00	0.60	1	1	1	1	1	1	1	-	-	5.60
4	PSt3+kpYYN		5.00	0.72	2	1	2	1	1	1	1	-	-	5.72
5	RoLi4		4.50	1.20	2	1	2	2	2	2	2	-	-	5.70
			<b>28.20</b>										<b>33.76</b>	

**Program Components**

**Factor**

Skating Skills	0.80	7.75	7.50	7.25	8.25	7.75	7.50	7.75	-	-	7.65
Transitions / Linking Footwork / Movement	0.80	7.50	7.75	7.50	8.25	7.50	7.50	7.50	-	-	7.55
Performance / Execution	0.80	7.75	7.75	7.25	8.00	7.75	7.50	7.50	-	-	7.65
Composition / Choreography	0.80	8.00	7.50	7.50	8.25	7.50	7.50	7.75	-	-	7.65
Interpretation / Timing	0.80	8.25	7.50	7.25	8.00	8.00	7.75	8.00	-	-	7.85
<b>Judges Total Program Component Score (factored)</b>											<b>30.68</b>

**Deductions:**

**0.00**

Rank	Name	CC	Starting Number	Total Segment Score	Total Element Score	Program Component Score (factored)	Total Deductions
2	HURTADO Sara / DIAZ Adria	ESP	7	63.12	32.76	30.36	0.00

#	Executed Elements	Info	Base Value	GOE	J1	J2	J3	J4	J5	J6	J7	J8	J9	Scores of Panel
1	SLi4		4.50	1.20	2	2	3	2	2	2	2	-	-	5.70
2	1PD4+kpYYY		6.00	0.60	1	1	1	1	1	1	1	-	-	6.60
3	PSt3+kpYNY		5.00	0.84	2	1	1	0	2	2	1	-	-	5.84
4	NtMiSt3		7.10	1.32	1	1	1	1	1	2	2	-	-	8.42
5	STw3		5.60	0.60	0	1	1	1	1	1	1	-	-	6.20
			<b>28.20</b>										<b>32.76</b>	

**Program Components**

**Factor**

Skating Skills	0.80	7.50	7.00	7.25	8.00	7.25	7.25	7.50	-	-	7.35
Transitions / Linking Footwork / Movement	0.80	7.25	7.00	7.25	8.00	7.50	7.25	7.50	-	-	7.35
Performance / Execution	0.80	7.75	7.25	7.50	8.00	8.00	7.75	7.75	-	-	7.75
Composition / Choreography	0.80	7.75	7.25	7.50	8.25	7.75	7.50	7.75	-	-	7.65
Interpretation / Timing	0.80	8.00	7.00	7.75	8.25	8.00	7.50	8.00	-	-	7.85
<b>Judges Total Program Component Score (factored)</b>											<b>30.36</b>

**Deductions:**

**0.00**

Rank	Name	CC	Starting Number	Total Segment Score	Total Element Score	Program Component Score (factored)	Total Deductions
3	TESTA Federica / CSOLLEY Lukas	SVK	10	53.04	25.88	27.16	0.00

#	Executed Elements	Info	Base Value	GOE	J1	J2	J3	J4	J5	J6	J7	J8	J9	Scores of Panel
1	STw1		3.10	-0.30	-1	-1	-2	0	-1	-1	-1	-	-	2.80
2	CuLi3		4.00	-0.18	1	-1	-2	-1	-1	0	1	-	-	3.82
3	1PD4+kpYYY		6.00	0.36	1	0	1	0	0	1	1	-	-	6.36
4	PSt3+kpYYN		5.00	-0.30	1	-1	-1	-1	0	0	-1	-	-	4.70
5	NtMiSt3		7.10	1.10	2	1	1	1	0	1	1	-	-	8.20
			<b>25.20</b>										<b>25.88</b>	

**Program Components**

**Factor**

Skating Skills	0.80	7.25	5.00	6.25	7.25	7.00	7.00	6.25	-	-	6.75
Transitions / Linking Footwork / Movement	0.80	7.00	5.75	6.50	7.25	6.75	7.00	6.00	-	-	6.65
Performance / Execution	0.80	7.00	6.00	6.50	7.00	6.75	7.25	6.00	-	-	6.65
Composition / Choreography	0.80	7.50	6.50	6.50	7.50	7.25	7.00	6.50	-	-	6.95
Interpretation / Timing	0.80	7.75	5.50	6.75	7.25	6.75	7.25	6.75	-	-	6.95
<b>Judges Total Program Component Score (factored)</b>											<b>27.16</b>

**Deductions:**

**0.00**



### Judges Details Per Skater

Rank	Name	CC	Starting Number	Total Segment Score	Total Element Score	Program Component Score (factored)	Total Deductions
4	KOSIGINA E / MOROSHKIN N	RUS	11	52.10	25.74	26.36	0.00

#	Executed Elements	Info	Base Value	GOE	J1	J2	J3	J4	J5	J6	J7	J8	J9	Scores of Panel
1	NtMiSt2		5.60	1.10	1	1	1	-1	1	1	2	-	-	6.70
2	STw3		5.60	-0.50	-1	-1	1	-1	-1	-1	-1	-	-	5.10
3	RoLi4		4.50	0.96	1	2	2	1	2	1	2	-	-	5.46
4	1PD2+kpNYN		4.00	0.48	1	1	0	-1	1	1	1	-	-	4.48
5	PSt2+kpNYN		4.00	0.00	0	0	0	-1	0	0	1	-	-	4.00
<b>23.70</b>														

**Program Components**

**Factor**

Skating Skills	0.80	6.75	6.25	6.50	6.25	7.25	6.75	7.25	-	-	-	-	-	6.70
Transitions / Linking Footwork / Movement	0.80	6.50	6.00	6.00	6.00	6.75	6.50	7.00	-	-	-	-	-	6.35
Performance / Execution	0.80	7.00	6.25	6.50	6.25	7.25	6.50	7.00	-	-	-	-	-	6.65
Composition / Choreography	0.80	6.75	6.25	6.25	6.25	7.00	6.75	7.25	-	-	-	-	-	6.60
Interpretation / Timing	0.80	7.00	6.00	6.50	5.75	7.00	6.75	7.50	-	-	-	-	-	6.65
<b>Judges Total Program Component Score (factored)</b>														<b>26.36</b>

**Deductions:**

**0.00**

Rank	Name	CC	Starting Number	Total Segment Score	Total Element Score	Program Component Score (factored)	Total Deductions
5	UZUROVA Karina / ALI Ilias	KAZ	6	46.86	26.06	20.80	0.00

#	Executed Elements	Info	Base Value	GOE	J1	J2	J3	J4	J5	J6	J7	J8	J9	Scores of Panel
1	NtMiSt2		5.60	0.44	0	0	0	1	1	1	0	-	-	6.04
2	STw4		6.60	0.48	1	0	1	1	1	1	0	-	-	7.08
3	SILi4		4.50	0.24	1	0	0	0	1	1	0	-	-	4.74
4	1PD2+kpTNY		4.00	-0.50	-1	-2	0	-1	-1	-1	-1	-	-	3.50
5	PSt3+kpYTY		5.00	-0.30	0	-1	-1	-1	0	0	-1	-	-	4.70
<b>25.70</b>														

**Program Components**

**Factor**

Skating Skills	0.80	5.50	4.00	5.00	5.25	5.50	5.50	5.25	-	-	-	-	-	5.30
Transitions / Linking Footwork / Movement	0.80	5.25	3.75	4.75	5.00	5.25	5.00	5.00	-	-	-	-	-	5.00
Performance / Execution	0.80	5.50	4.25	5.00	5.25	5.75	5.25	5.25	-	-	-	-	-	5.25
Composition / Choreography	0.80	5.50	4.50	5.25	5.25	5.75	5.25	5.50	-	-	-	-	-	5.35
Interpretation / Timing	0.80	5.75	4.00	4.75	4.75	5.50	5.00	5.50	-	-	-	-	-	5.10
<b>Judges Total Program Component Score (factored)</b>														<b>20.80</b>

**Deductions:**

**0.00**

Rank	Name	CC	Starting Number	Total Segment Score	Total Element Score	Program Component Score (factored)	Total Deductions
6	CHEN Hong / ZHAO Yan	CHN	13	45.98	24.46	21.52	0.00

#	Executed Elements	Info	Base Value	GOE	J1	J2	J3	J4	J5	J6	J7	J8	J9	Scores of Panel
1	STw3		5.60	0.72	1	2	2	0	1	1	1	-	-	6.32
2	1PD2+kpYNN		4.00	-0.30	-1	-1	-1	-1	0	0	0	-	-	3.70
3	PSt2+kpNNY		4.00	0.00	0	0	0	-1	1	0	0	-	-	4.00
4	NtMiSt2		5.60	0.22	0	0	0	0	1	1	0	-	-	5.82
5	RoLi4		4.50	0.12	1	0	1	0	0	0	0	-	-	4.62
<b>23.70</b>														

**Program Components**

**Factor**

Skating Skills	0.80	5.50	4.75	5.75	5.50	5.75	5.75	5.50	-	-	-	-	-	5.60
Transitions / Linking Footwork / Movement	0.80	5.00	4.50	5.00	4.75	5.50	5.50	5.25	-	-	-	-	-	5.10
Performance / Execution	0.80	5.50	4.50	5.25	5.25	6.00	5.75	5.50	-	-	-	-	-	5.45
Composition / Choreography	0.80	5.50	4.50	5.50	5.25	5.50	5.50	5.75	-	-	-	-	-	5.45
Interpretation / Timing	0.80	5.25	4.50	5.25	4.75	6.00	5.75	5.50	-	-	-	-	-	5.30
<b>Judges Total Program Component Score (factored)</b>														<b>21.52</b>

**Deductions:**

**0.00**



### Judges Details Per Skater

Rank	Name	CC	Starting Number	Total Segment Score	Total Element Score	Program Component Score (factored)	Total Deductions
7	URBAN Jennifer / LERCHE Sevan	GER	5	44.76	25.72	20.04	-1.00

#	Executed Elements	Info	Base Value	GOE	J1	J2	J3	J4	J5	J6	J7	J8	J9	Scores of Panel
1	STw4		6.60	0.00	0	1	0	0	-1	0	0	-	-	6.60
2	1PD2+kpYNN		4.00	0.00	0	1	-1	0	0	0	0	-	-	4.00
3	PSt3+kpYYN		5.00	-0.10	0	0	-1	-1	0	0	0	-	-	4.90
4	NtMiSt2		5.60	0.22	1	1	0	-1	0	0	0	-	-	5.82
5	RoLi4		4.50	-0.10	0	0	0	-1	-1	0	0	-	-	4.40
			<b>25.70</b>										<b>25.72</b>	

**Program Components**

**Factor**

Skating Skills	0.80	5.25	5.50	4.75	4.25	4.75	5.00	5.50	-	-				5.05
Transitions / Linking Footwork / Movement	0.80	5.00	5.25	5.00	4.25	4.50	4.50	5.00	-	-				4.80
Performance / Execution	0.80	5.50	5.50	5.50	4.50	4.50	4.75	5.25	-	-				5.10
Composition / Choreography	0.80	5.25	5.75	5.25	4.50	4.75	5.00	5.25	-	-				5.10
Interpretation / Timing	0.80	5.25	5.25	5.00	4.00	4.50	5.00	5.50	-	-				5.00
<b>Judges Total Program Component Score (factored)</b>														<b>20.04</b>

**Deductions:** Extended lifts: -1.00 **-1.00**

Rank	Name	CC	Starting Number	Total Segment Score	Total Element Score	Program Component Score (factored)	Total Deductions
8	ROBLEDO Celia / FENERO Luis	ESP	2	44.16	25.16	19.00	0.00

#	Executed Elements	Info	Base Value	GOE	J1	J2	J3	J4	J5	J6	J7	J8	J9	Scores of Panel
1	NtMiSt2		5.60	0.00	0	0	1	0	0	0	0	-	-	5.60
2	SiLi4		4.50	0.96	2	2	2	2	1	1	1	-	-	5.46
3	1PD3+kpYNY		5.00	0.00	0	0	0	-1	0	0	0	-	-	5.00
4	PSt3+kpYYN		5.00	-0.50	0	-1	-1	-1	-1	-1	-1	-	-	4.50
5	STw3		5.60	-1.00	-2	-2	-2	-2	-2	-2	-2	-	-	4.60
			<b>25.70</b>										<b>25.16</b>	

**Program Components**

**Factor**

Skating Skills	0.80	4.75	4.50	5.50	4.50	4.50	5.00	4.50	-	-				4.65
Transitions / Linking Footwork / Movement	0.80	4.50	4.50	5.25	4.50	4.25	4.75	4.25	-	-				4.50
Performance / Execution	0.80	4.75	5.25	5.75	4.75	4.75	5.00	4.75	-	-				4.90
Composition / Choreography	0.80	5.00	5.00	5.50	4.50	4.50	5.25	4.50	-	-				4.85
Interpretation / Timing	0.80	4.75	4.75	5.00	4.00	5.00	5.00	4.75	-	-				4.85
<b>Judges Total Program Component Score (factored)</b>														<b>19.00</b>

**Deductions:** **0.00**

Rank	Name	CC	Starting Number	Total Segment Score	Total Element Score	Program Component Score (factored)	Total Deductions
9	YERMAK Lolita / SHUMSKI Alexei	UKR	8	42.38	22.10	20.28	0.00

#	Executed Elements	Info	Base Value	GOE	J1	J2	J3	J4	J5	J6	J7	J8	J9	Scores of Panel
1	NtMiSt2		5.60	-1.00	-1	-1	-1	-1	-1	-1	0	-	-	4.60
2	STw4		6.60	-0.10	0	0	-1	-1	0	0	1	-	-	6.50
3	1PD2+kpYNN		4.00	-0.20	-1	-2	0	-1	0	0	0	-	-	3.80
4	PSt1+kpNNN		3.00	-0.30	-1	0	-2	-2	0	0	0	-	-	2.70
5	RoLi4		4.50	0.00	0	0	0	-1	0	1	0	-	-	4.50
			<b>23.70</b>										<b>22.10</b>	

**Program Components**

**Factor**

Skating Skills	0.80	5.25	4.25	5.25	4.75	5.25	5.00	6.25	-	-				5.10
Transitions / Linking Footwork / Movement	0.80	5.00	4.00	5.00	4.25	5.00	4.75	6.00	-	-				4.80
Performance / Execution	0.80	5.25	5.25	5.50	4.50	5.50	5.00	6.25	-	-				5.30
Composition / Choreography	0.80	5.25	5.25	5.00	4.50	5.50	5.25	6.25	-	-				5.25
Interpretation / Timing	0.80	4.75	4.75	4.75	4.00	5.25	5.00	6.00	-	-				4.90
<b>Judges Total Program Component Score (factored)</b>														<b>20.28</b>

**Deductions:** **0.00**





## Judges Details Per Skater

Rank	Name	CC	Starting Number	Total Segment Score	Total Element Score	Program Component Score (factored)	Total Deductions
10	AUBRY Laureline / BELLINGARD Kevin	FRA	9	42.08	23.80	18.28	0.00

#	Executed Elements	Info	Base Value	GOE	J1	J2	J3	J4	J5	J6	J7	J8	J9	Scores of Panel
1	1PD3+kpYNY		5.00	-0.10	-1	-1	0	0	0	0	0	-	-	4.90
2	PSt1+kpNNN		3.00	-0.40	-1	0	-1	-1	-1	-1	0	-	-	2.60
3	STw4		6.60	0.12	0	1	0	0	0	0	1	-	-	6.72
4	CuLi4		4.50	0.48	1	2	1	1	0	0	1	-	-	4.98
5	NtMiSt2		5.60	-1.00	-1	-1	-1	-1	-1	-1	-2	-	-	4.60
<b>24.70</b>														<b>23.80</b>

### Program Components

### Factor

Skating Skills	0.80	4.50	3.75	5.25	4.25	4.50	4.75	5.00	-	-				4.60
Transitions / Linking Footwork / Movement	0.80	4.00	4.25	5.00	4.25	4.25	4.50	5.00	-	-				4.45
Performance / Execution	0.80	4.25	4.25	5.50	4.25	4.50	4.75	5.25	-	-				4.60
Composition / Choreography	0.80	4.50	4.50	5.50	4.25	4.75	4.75	5.50	-	-				4.80
Interpretation / Timing	0.80	4.00	4.00	5.00	3.75	4.50	4.50	5.50	-	-				4.40
<b>Judges Total Program Component Score (factored)</b>														<b>18.28</b>

### Deductions:

0.00

Rank	Name	CC	Starting Number	Total Segment Score	Total Element Score	Program Component Score (factored)	Total Deductions
11	SONG Linshu / LIU Yu	CHN	1	40.04	22.96	18.08	-1.00

#	Executed Elements	Info	Base Value	GOE	J1	J2	J3	J4	J5	J6	J7	J8	J9	Scores of Panel
1	STw4		6.60	0.00	0	0	1	0	0	0	0	-	-	6.60
2	1PD2+kpNNY		4.00	-0.30	-1	-1	-1	-1	0	0	0	-	-	3.70
3	PSt2+kpNNY		4.00	-0.10	0	0	0	-1	0	0	-1	-	-	3.90
4	NtDiSt1		4.10	-0.20	0	0	-1	-1	-1	0	0	-	-	3.90
5	RoLi4		4.50	0.36	1	1	0	0	1	1	0	-	-	4.86
<b>23.20</b>														<b>22.96</b>

### Program Components

### Factor

Skating Skills	0.80	4.50	4.75	4.75	4.00	4.75	4.75	5.25	-	-				4.70
Transitions / Linking Footwork / Movement	0.80	4.00	4.50	4.00	3.75	4.50	4.75	5.00	-	-				4.35
Performance / Execution	0.80	4.50	5.00	4.25	4.25	5.00	5.00	5.25	-	-				4.75
Composition / Choreography	0.80	4.25	5.25	4.00	4.00	4.75	5.00	5.00	-	-				4.60
Interpretation / Timing	0.80	4.00	3.00	4.00	3.75	4.50	4.75	5.25	-	-				4.20
<b>Judges Total Program Component Score (factored)</b>														<b>18.08</b>

### Deductions:

Extended lifts: -1.00

-1.00

Rank	Name	CC	Starting Number	Total Segment Score	Total Element Score	Program Component Score (factored)	Total Deductions
12	NISHIMURA Kei / SUZUKI Kentaro	JPN	3	34.04	16.84	17.20	0.00

#	Executed Elements	Info	Base Value	GOE	J1	J2	J3	J4	J5	J6	J7	J8	J9	Scores of Panel
1	NtMiSt1		4.10	0.00	-1	1	0	0	0	0	0	-	-	4.10
2	1PD1+kpNNN		3.00	-0.30	-1	-1	-1	-1	0	0	0	-	-	2.70
3	PSt1+kpNNN		3.00	-0.30	-1	-1	-1	-1	0	0	0	-	-	2.70
4	STw2		4.60	-0.50	-1	-1	-1	-1	-1	-1	-1	-	-	4.10
5	RoLi2		3.00	0.24	0	0	1	0	1	0	1	-	-	3.24
<b>17.70</b>														<b>16.84</b>

### Program Components

### Factor

Skating Skills	0.80	4.25	3.75	5.00	3.75	4.50	4.75	5.00	-	-				4.45
Transitions / Linking Footwork / Movement	0.80	4.00	3.75	4.25	3.75	4.00	4.50	4.75	-	-				4.10
Performance / Execution	0.80	4.25	4.25	4.25	4.00	4.50	4.50	5.00	-	-				4.35
Composition / Choreography	0.80	4.25	4.25	4.00	4.25	4.75	4.75	5.00	-	-				4.45
Interpretation / Timing	0.80	3.50	3.75	4.00	3.75	4.50	4.75	5.25	-	-				4.15
<b>Judges Total Program Component Score (factored)</b>														<b>17.20</b>

### Deductions:

0.00



## Judges Details Per Skater

Rank	Name	CC	Starting Number	Total Segment Score	Total Element Score	Program Component Score (factored)	Total Deductions							
13	SUN Wenqian / WANG Kuo	CHN	12	34.02	17.70	16.32	0.00							
#	Executed Elements	Info	Base Value	GOE	J1	J2	J3	J4	J5	J6	J7	J8	J9	Scores of Panel
1	1PD1+kpNNN		3.00	-0.60	-1	-2	-1	-2	-1	-1	0	-	-	2.40
2	PSt1+kpNNN		3.00	-0.60	-1	1	-2	-2	-1	-1	-1	-	-	2.40
3	STw3		5.60	-0.40	-2	0	-1	0	-1	-1	-1	-	-	5.20
4	SILi3		4.00	0.00	0	1	0	0	0	0	0	-	-	4.00
5	NtMiSt1		4.10	-0.40	-1	0	-1	-1	-1	-1	0	-	-	3.70
			<b>19.70</b>										<b>17.70</b>	
Program Components			Factor											
Skating Skills			0.80		4.00	4.00	4.00	3.50	4.00	4.50	4.50	-	-	4.10
Transitions / Linking Footwork / Movement			0.80		3.75	4.00	3.75	3.75	3.75	4.25	4.25	-	-	3.90
Performance / Execution			0.80		4.00	4.50	3.75	4.00	4.00	4.50	4.25	-	-	4.15
Composition / Choreography			0.80		4.25	4.50	4.00	4.00	4.25	4.50	4.50	-	-	4.30
Interpretation / Timing			0.80		3.75	4.50	3.75	3.50	3.75	4.25	4.25	-	-	3.95
<b>Judges Total Program Component Score (factored)</b>													<b>16.32</b>	
<b>Deductions:</b>													<b>0.00</b>	

### LEGEND

GOE Grade of Execution



## Start List With Times

Start Time	Finish Time	Starting Number	Name	CC	Current Rank	Current Score
19:00:00	19:06:00		<b>Warm-Up Group 1</b>			
19:06:30	19:14:10	1	SUN Wenqian / WANG Kuo	CHN	13	34.02
19:14:10	19:21:50	2	SONG Linshu / LIU Yu	CHN	11	40.04
19:21:50	19:29:30	3	AUBRY Laureline / BELLINGARD Kevin	FRA	10	42.08
19:29:30	19:37:10	4	NISHIMURA Kei / SUZUKI Kentaro	JPN	12	34.04
19:37:10	19:43:10		<b>Warm-Up Group 2</b>			
19:43:40	19:51:20	5	YERMAK Lolita / SHUMSKI Alexei	UKR	9	42.38
19:51:20	19:59:00	6	ROBLEDO Celia / FENERO Luis	ESP	8	44.16
19:59:00	20:06:40	7	URBAN Jennifer / LERCHE Sevan	GER	7	44.76
20:06:40	20:14:20	8	CHEN Hong / ZHAO Yan	CHN	6	45.98
20:14:20	20:29:20		<b>Resurfacing of the Ice</b>			
20:29:20	20:35:20		<b>Warm-Up Group 3</b>			
20:35:50	20:43:30	9	GUIGNARD Charlene / FABBRI Marco	ITA	1	64.44
20:43:30	20:51:10	10	KOSIGINA Evgenia / MOROSHKIN Nikolai	RUS	4	52.10
20:51:10	20:58:50	11	TESTA Federica / CSOLLEY Lukas	SVK	3	53.04
20:58:50	21:06:30	12	UZUROVA Karina / ALI Ilias	KAZ	5	46.86
21:06:30	21:14:10	13	HURTADO Sara / DIAZ Adria	ESP	2	63.12

### NOTE

This time schedule is based on the timing intervals listed below, but is subject to change:


Resurfacing: 15:00

Warm-Up: 5:00

Duration of Skating: 4:00 +/- 10 seconds

Judging First: 3:10

Judging Last: 3:10

Timing and Results provided by  TISSOT



## Planned Program Content

<b>1 SUN Wenqian / WANG Kuo</b>			<b>CHN</b>		<b>Current Rank:</b>	<b>13</b>
Coach: Ge Gao						
Music: The Worlds Meet, Mutation						
Element Number	Name	Description	Element Number	Name	Description	
1	SILi	Straight Line Lift	8	ChSp	Choreographic Spinning Movement	
2	STw	Synchronized Twizzle				
3	CiSt	Circular Step Seq.				
4	CoSp	Comb. Spin				
5	RoLi	Rotational Lift				
6	CuLi	Curve Lift				
7	DiSt	Diagonal Step Sequence				
<b>2 SONG Linshu / LIU Yu</b>			<b>CHN</b>		<b>Current Rank:</b>	<b>11</b>
Coach: Guiyu Huang						
Music: Love Runs Out, J'y Suis Jamais Alle						
Element Number	Name	Description	Element Number	Name	Description	
1	SILi	Straight Line Lift	8	ChLi	Choreographic Dance Lift	
2	Sp	Spin				
3	DiSt	Diagonal Step Sequence				
4	STw	Synchronized Twizzle				
5	CuLi	Curve Lift				
6	CiSt	Circular Step Seq.				
7	RoLi	Rotational Lift				
<b>3 AUBRY Laureline / BELLINGARD Kevin</b>			<b>FRA</b>		<b>Current Rank:</b>	<b>10</b>
Coach: Catherine Papadakis						
Music: The Heart Asks Pleasure, Good bye, Lenin						
Element Number	Name	Description	Element Number	Name	Description	
1	CiSt	Circular Step Seq.	8	ChLi	Choreographic Dance Lift	
2	STw	Synchronized Twizzle				
3	RoLi	Rotational Lift				
4	CoSp	Comb. Spin				
5	CuLi	Curve Lift				
6	SILi	Straight Line Lift				
7	MiSt	Midline Step Sequence				
<b>4 NISHIMURA Kei / SUZUKI Kentaro</b>			<b>JPN</b>		<b>Current Rank:</b>	<b>12</b>
Coach: H. Suzuki, T. Suzuki						
Music: The Phantom of the Opera (soundtrack)						
Element Number	Name	Description	Element Number	Name	Description	
1	CiSt	Circular Step Seq.	8	ChSp	Choreographic Spinning Movement	
2	CuLi	Curve Lift				
3	STw	Synchronized Twizzle				
4	CoSp	Comb. Spin				
5	SILi	Straight Line Lift				
6	RoLi	Rotational Lift				
7	DiSt	Diagonal Step Sequence				



## Planned Program Content

<b>5 YERMAK Lolita / SHUMSKI Alexei</b>			<b>UKR</b>		<b>Current Rank:</b>	<b>9</b>
Coach: Alexandr Tumanovskiy						
Music: Primavera Portena by Astor Piazzolla						
Element Number	Name	Description	Element Number	Name	Description	
1	STw	Synchronized Twizzle	8	ChLi	Choreographic Dance Lift	
2	SILi	Straight Line Lift				
3	CoSp	Comb. Spin				
4	CiSt	Circular Step Seq.				
5	CuLi	Curve Lift				
6	DiSt	Diagonal Step Sequence				
7	RoLi	Rotational Lift				
<b>6 ROBLEDO Celia / FENERO Luis</b>			<b>ESP</b>		<b>Current Rank:</b>	<b>8</b>
Coach: Patrice Lauzon						
Music: Man on a Ledge (OST), La Terre Du Ciel						
Element Number	Name	Description	Element Number	Name	Description	
1	SILi	Straight Line Lift				
2	STw	Synchronized Twizzle				
3	CiSt	Circular Step Seq.				
4	CoSp	Comb. Spin				
5	CoLi	Combo Lift				
6	DiSt	Diagonal Step Sequence				
7	ChSp	Choreographic Spinning Movement				
<b>7 URBAN Jennifer / LERCHE Sevan</b>			<b>GER</b>		<b>Current Rank:</b>	<b>7</b>
Coach: R. Sinicyn, M. Skotnicky						
Music: Spirit of Persia						
Element Number	Name	Description	Element Number	Name	Description	
1	STw	Synchronized Twizzle				
2	MiSt	Midline Step Sequence				
3	RoLi	Rotational Lift				
4	CoSp	Comb. Spin				
5	CiSt	Circular Step Seq.				
6	CuLi+CuLi	Curve Lift+Curve Lift				
7	ChSp	Choreographic Spinning Movement				
<b>8 CHEN Hong / ZHAO Yan</b>			<b>CHN</b>		<b>Current Rank:</b>	<b>6</b>
Coach: Hongyan Xi						
Music: Ghost (soundtrack)						
Element Number	Name	Description	Element Number	Name	Description	
1	STw	Synchronized Twizzle	8	ChSp	Choreographic Spinning Movement	
2	SILi	Straight Line Lift				
3	CoSp	Comb. Spin				
4	CiSt	Circular Step Seq.				
5	CuLi	Curve Lift				
6	RoLi	Rotational Lift				
7	DiSt	Diagonal Step Sequence				



## Planned Program Content

<b>9 GUIGNARD Charlene / FABBRI Marco</b>			<b>ITA</b>		<b>Current Rank:</b>	<b>1</b>
Coach: B Fusar Poli, I Shpilband						
Music: Lord of the Dance, Reel Around the Sun						
Element Number	Name	Description	Element Number	Name	Description	
1	CuLi	Curve Lift	8	RoLi	Rotational Lift	
2	STw	Synchronized Twizzle				
3	MiSt	Midline Step Sequence				
4	CoSp	Comb. Spin				
5	CiSt	Circular Step Seq.				
6	SILi	Straight Line Lift				
7	ChSp	Choreographic Spinning Movement				
<b>10 KOSIGINA Evgenia / MOROSHKIN Nikolai</b>			<b>RUS</b>		<b>Current Rank:</b>	<b>4</b>
Coach: Oleg Sudakov						
Music: Cirque du Soleil Medley						
Element Number	Name	Description	Element Number	Name	Description	
1	STw	Synchronized Twizzle	8	ChSp	Choreographic Spinning Movement	
2	SILi	Straight Line Lift				
3	CiSt	Circular Step Seq.				
4	CuLi	Curve Lift				
5	DiSt	Diagonal Step Sequence				
6	CoSp	Comb. Spin				
7	RoLi	Rotational Lift				
<b>11 TESTA Federica / CSOLLEY Lukas</b>			<b>SVK</b>		<b>Current Rank:</b>	<b>3</b>
Coach: R. Pelizzola, P. Mezzadri						
Music: Welcome to the Circus						
Element Number	Name	Description	Element Number	Name	Description	
1	MiSt	Midline Step Sequence	8	RoLi	Rotational Lift	
2	CuLi	Curve Lift				
3	STw	Synchronized Twizzle				
4	CoSp	Comb. Spin				
5	CiSt	Circular Step Seq.				
6	SILi	Straight Line Lift				
7	ChSp	Choreographic Spinning Movement				
<b>12 UZUROVA Karina / ALI Ilias</b>			<b>KAZ</b>		<b>Current Rank:</b>	<b>5</b>
Coach: A. Krylova, P. Camerlengo						
Music: It's a Man's World, Swing, I Feel Good						
Element Number	Name	Description	Element Number	Name	Description	
1	CiSt	Circular Step Seq.	8	ChSp	Choreographic Spinning Movement	
2	STw	Synchronized Twizzle				
3	SILi	Straight Line Lift				
4	RoLi	Rotational Lift				
5	CoSp	Comb. Spin				
6	CuLi	Curve Lift				
7	DiSt	Diagonal Step Sequence				



## Planned Program Content

<b>13 HURTADO Sara / DIAZ Adria</b>			<b>ESP</b>	<b>Current Rank: 2</b>	
Coach: Patrice Lauzon					
Music: Meditation, Atonement (OST)					
Element Number	Name	Description	Element Number	Name	Description
1	RoLi	Rotational Lift	8	ChSp	Choreographic Spinning Movement
2	CiSt	Circular Step Seq.			
3	SILi	Straight Line Lift			
4	STw	Synchronized Twizzle			
5	MiSt	Midline Step Sequence			
6	CoSp	Comb. Spin			
7	CuLi	Curve Lift			



## Technical Panel and Panel of Judges

### Technical Panel

Function	Name	
Technical Controller	GORDON POLTORAK Halina	ISU
Technical Specialist	TUMANOVSKAYA Maria	ISU
Assistant Technical Specialist	RAUER Thomas	ISU

### Panel of Judges

Function	Name	
Referee	CESARO Michela	ISU
Judge No.1	BAUMANN Christian	GER
Judge No.2	JIANG Hailan	CHN
Judge No.3	KATO Mayumi	JPN
Judge No.4	DUBROWKO Danuta	POL
Judge No.5	PLESNIKOVA Zuzana	CZE
Judge No.6	ABASOVA Maira	RUS
Judge No.7	SPALLUTO Simonetta	ITA

### Data / Replay Operators

Function	Name	
Data Operator	GRAGLIA Flavia	ISU
Replay Operator	WALDVOGEL Michael	ISU





## Segment Results

Rank	Name	CC	Total Segment Score
1	GUIGNARD Charlene / FABBRI Marco	ITA	100.54
2	HURTADO Sara / DIAZ Adria	ESP	100.44
3	TESTA Federica / CSOLLEY Lukas	SVK	89.72
4	KOSIGINA Evgenia / MOROSHKIN Nikolai	RUS	86.52
5	CHEN Hong / ZHAO Yan	CHN	76.68
6	ROBLEDO Celia / FENERO Luis	ESP	74.54
7	URBAN Jennifer / LERCHE Sevan	GER	73.60
8	UZUROVA Karina / ALI Ilias	KAZ	72.16
9	YERMAK Lolita / SHUMSKI Alexei	UKR	68.62
10	AUBRY Laureline / BELLINGARD Kevin	FRA	68.22
11	SONG Linshu / LIU Yu	CHN	62.56
12	NISHIMURA Kei / SUZUKI Kentaro	JPN	60.80
13	SUN Wenqian / WANG Kuo	CHN	52.86

CESARO Michela, ISU  
Referee

GORDON POLTORAK Halina, ISU  
Technical Controller



## Results Details

Rk	Name	CC	Total Segment Score	Total Element Score	Factored Total Component Score	Unfactored Program Component Scores					Total Deductions
						Skating Skills	Transitions /Linking Footwork /Movement	Performance /Execution	Choreography /Composition	Interpretation /Timing	
1	GUIGNARD Charlene FABBRI Marco	ITA	100.54	52.00	48.54	8.05	7.85	8.20	8.15	8.20	0.00
2	HURTADO Sara DIAZ Adria	ESP	100.44	51.90	48.54	7.90	7.80	8.15	8.30	8.30	0.00
3	TESTA Federica CSOLLEY Lukas	SVK	89.72	46.82	42.90	7.00	6.95	7.25	7.30	7.25	0.00
4	KOSIGINA Evgenia MOROSHKIN Nikolai	RUS	86.52	44.82	41.70	6.95	6.70	6.95	7.15	7.00	0.00
5	CHEN Hong ZHAO Yan	CHN	76.68	43.08	33.60	5.80	5.45	5.60	5.50	5.65	0.00
6	ROBLEDO Celia FENERO Luis	ESP	74.54	42.48	33.06	5.40	5.25	5.65	5.70	5.55	-1.00
7	URBAN Jennifer LERCHE Sevan	GER	73.60	41.20	32.40	5.40	5.20	5.55	5.50	5.35	0.00
8	UZUROVA Karina ALI Ilias	KAZ	72.16	37.90	34.26	5.80	5.55	5.75	5.75	5.70	0.00
9	YERMAK Lolita SHUMSKI Alexei	UKR	68.62	37.46	32.16	5.20	5.10	5.30	5.65	5.55	-1.00
10	AUBRY Laureline BELLINGARD Kevin	FRA	68.22	39.58	29.64	4.85	4.70	5.00	5.20	4.95	-1.00
11	SONG Linshu LIU Yu	CHN	62.56	36.68	26.88	4.55	4.15	4.65	4.60	4.45	-1.00
12	NISHIMURA Kei SUZUKI Kentaro	JPN	60.80	33.42	28.38	4.60	4.50	4.85	4.95	4.75	-1.00
13	SUN Wenqian WANG Kuo	CHN	52.86	28.92	23.94	4.05	3.70	4.10	4.25	3.85	0.00

### LEGEND

Rk Rank



### Judges Details Per Skater

Rank	Name	CC	Starting Number	Total Segment Score	Total Element Score	Program Component Score (factored)	Total Deductions								
1	GUIGNARD Charlene / FABBRI Marco	ITA	9	100.54	52.00	48.54	0.00								
#	Executed Elements	Info	Base Value	GOE	J1	J2	J3	J4	J5	J6	J7	J8	J9	Scores of Panel	
1	CuLi4		4.50	1.20	2	2	2	2	2	2	2	-	-	5.70	
2	STw4		6.60	1.20	2	2	2	2	2	2	2	-	-	7.80	
3	MiSt4		8.60	1.76	2	1	2	2	1	1	2	-	-	10.36	
4	CoSp4		5.60	0.96	2	2	2	1	1	1	2	-	-	6.56	
5	CiSt3		7.10	1.76	2	1	2	1	2	1	2	-	-	8.86	
6	SILi4		4.50	1.20	3	2	2	2	2	2	2	-	-	5.70	
7	ChSp1		0.60	0.60	1	1	0	1	1	1	1	-	-	1.20	
8	RoLi4		4.50	1.32	3	2	2	3	2	2	2	-	-	5.82	
<b>42.00</b>													<b>52.00</b>		
Program Components			Factor												
Skating Skills			1.20	8.25	8.00	8.00	8.00	7.75	8.00	8.25	-	-	-	-	8.05
Transitions / Linking Footwork / Movement			1.20	8.25	7.50	8.00	7.75	7.75	7.50	8.25	-	-	-	-	7.85
Performance / Execution			1.20	8.25	8.25	8.25	8.00	8.00	8.25	8.50	-	-	-	-	8.20
Composition / Choreography			1.20	8.00	8.25	8.25	8.25	8.00	7.50	8.50	-	-	-	-	8.15
Interpretation / Timing			1.20	8.00	8.25	8.00	8.50	8.25	8.00	8.50	-	-	-	-	8.20
Judges Total Program Component Score (factored)														<b>48.54</b>	
Deductions:														<b>0.00</b>	

Rank	Name	CC	Starting Number	Total Segment Score	Total Element Score	Program Component Score (factored)	Total Deductions								
2	HURTADO Sara / DIAZ Adria	ESP	13	100.44	51.90	48.54	0.00								
#	Executed Elements	Info	Base Value	GOE	J1	J2	J3	J4	J5	J6	J7	J8	J9	Scores of Panel	
1	RoLi4		4.50	0.84	2	1	2	1	1	1	2	-	-	5.34	
2	CiSt3		7.10	1.54	2	1	2	1	1	1	2	-	-	8.64	
3	SILi4		4.50	1.20	2	2	2	2	2	2	2	-	-	5.70	
4	STw4		6.60	1.20	3	2	1	2	2	2	2	-	-	7.80	
5	MiSt4		8.60	1.76	2	2	2	1	1	1	2	-	-	10.36	
6	Sp4		5.60	1.20	3	2	2	2	2	2	2	-	-	6.80	
7	CuLi4		4.50	1.20	3	2	2	2	2	2	2	-	-	5.70	
8	ChSp1		0.60	0.96	3	2	2	1	1	2	1	-	-	1.56	
<b>42.00</b>													<b>51.90</b>		
Program Components			Factor												
Skating Skills			1.20	8.50	8.00	7.75	8.00	7.75	7.50	8.00	-	-	-	-	7.90
Transitions / Linking Footwork / Movement			1.20	8.00	7.75	7.75	7.50	7.75	7.75	8.25	-	-	-	-	7.80
Performance / Execution			1.20	9.00	8.25	8.00	7.75	8.00	8.25	8.25	-	-	-	-	8.15
Composition / Choreography			1.20	8.75	8.25	8.50	8.00	7.75	8.25	8.50	-	-	-	-	8.30
Interpretation / Timing			1.20	9.00	8.50	8.25	8.25	7.75	8.00	8.50	-	-	-	-	8.30
Judges Total Program Component Score (factored)														<b>48.54</b>	
Deductions:														<b>0.00</b>	



### Judges Details Per Skater

Rank	Name	CC	Starting Number	Total Segment Score	Total Element Score	Program Component Score (factored)	Total Deductions							
3	TESTA Federica / CSOLLEY Lukas	SVK	11	89.72	46.82	42.90	0.00							
#	Executed Elements	Info	Base Value	GOE	J1	J2	J3	J4	J5	J6	J7	J8	J9	Scores of Panel
1	MiSt3		7.10	1.10	1	1	1	1	1	0	1	-	-	8.20
2	CuLi4		4.50	0.84	1	2	2	1	1	1	2	-	-	5.34
3	STw4		6.60	0.72	1	3	1	1	1	1	2	-	-	7.32
4	CoSp4		5.60	0.84	2	2	1	1	1	1	2	-	-	6.44
5	CiSt3		7.10	0.66	1	0	1	1	1	0	-1	-	-	7.76
6	SILi4		4.50	0.84	2	2	1	1	1	1	2	-	-	5.34
7	ChSp1		0.60	0.72	2	2	1	1	1	1	1	-	-	1.32
8	RoLi4		4.50	0.60	2	1	1	1	1	1	1	-	-	5.10
<b>40.50</b>													<b>46.82</b>	
Program Components			Factor											
Skating Skills			1.20	6.25	7.25	6.75	7.00	7.00	7.00	7.00	7.50	-	-	7.00
Transitions / Linking Footwork / Movement			1.20	6.50	7.00	6.75	7.00	7.00	7.00	7.50	-	-	-	6.95
Performance / Execution			1.20	7.00	7.50	7.00	7.25	7.25	7.50	7.25	-	-	-	7.25
Composition / Choreography			1.20	7.25	7.75	7.25	7.25	7.25	7.00	7.50	-	-	-	7.30
Interpretation / Timing			1.20	7.00	7.50	7.00	7.25	7.25	7.25	7.50	-	-	-	7.25
Judges Total Program Component Score (factored)													<b>42.90</b>	
Deductions:													<b>0.00</b>	

Rank	Name	CC	Starting Number	Total Segment Score	Total Element Score	Program Component Score (factored)	Total Deductions							
4	KOSIGINA Evgenia / MOROSHKIN Nikolai	RUS	10	86.52	44.82	41.70	0.00							
#	Executed Elements	Info	Base Value	GOE	J1	J2	J3	J4	J5	J6	J7	J8	J9	Scores of Panel
1	STw4		6.60	0.48	1	1	1	0	0	1	1	-	-	7.08
2	SILi4		4.50	0.72	3	1	1	1	1	1	2	-	-	5.22
3	CiSt3		7.10	1.10	1	1	1	1	1	1	1	-	-	8.20
4	CuLi4		4.50	0.60	1	0	2	1	1	0	2	-	-	5.10
5	DiSt3		7.10	0.22	0	0	1	0	0	0	1	-	-	7.32
6	CoSp4		5.60	0.24	1	1	1	0	0	0	-1	-	-	5.84
7	RoLi4		4.50	0.84	2	2	2	1	1	1	1	-	-	5.34
8	ChSp1		0.60	0.12	0	0	0	0	0	1	1	-	-	0.72
<b>40.50</b>													<b>44.82</b>	
Program Components			Factor											
Skating Skills			1.20	6.00	6.50	6.75	7.25	7.00	7.25	7.25	-	-	-	6.95
Transitions / Linking Footwork / Movement			1.20	5.75	6.25	6.75	6.75	6.75	7.00	7.25	-	-	-	6.70
Performance / Execution			1.20	6.00	6.25	7.00	7.00	7.00	7.50	7.50	-	-	-	6.95
Composition / Choreography			1.20	6.00	7.00	7.25	7.00	7.00	7.50	7.50	-	-	-	7.15
Interpretation / Timing			1.20	5.75	6.25	7.25	7.25	7.00	7.25	7.50	-	-	-	7.00
Judges Total Program Component Score (factored)													<b>41.70</b>	
Deductions:													<b>0.00</b>	



### Judges Details Per Skater

Rank	Name	CC	Starting Number	Total Segment Score	Total Element Score	Program Component Score (factored)	Total Deductions								
5	CHEN Hong / ZHAO Yan	CHN	8	76.68	43.08	33.60	0.00								
#	Executed Elements	Info	Base Value	GOE	J1	J2	J3	J4	J5	J6	J7	J8	J9	Scores of Panel	
1	STw4		6.60	0.96	2	2	1	2	1	1	2	-	-	7.56	
2	SILi4		4.50	0.36	2	1	0	1	0	0	1	-	-	4.86	
3	CoSp4		5.60	0.60	1	2	0	1	1	0	2	-	-	6.20	
4	CISt2		5.60	1.10	1	0	1	1	1	1	1	-	-	6.70	
5	CuLi4		4.50	0.60	2	1	1	1	1	1	1	-	-	5.10	
6	RoLi4		4.50	0.00	1	0	0	0	0	0	0	-	-	4.50	
7	DiSt3		7.10	0.22	1	0	1	0	0	0	0	-	-	7.32	
8	ChSp1		0.60	0.24	1	0	0	1	0	1	0	-	-	0.84	
<b>39.00</b>														<b>43.08</b>	
Program Components				Factor											
Skating Skills				1.20	5.75	6.00	6.00	5.50	5.50	5.75	6.00	-	-	-	5.80
Transitions / Linking Footwork / Movement				1.20	5.75	5.50	5.75	5.25	5.25	5.00	5.50	-	-	-	5.45
Performance / Execution				1.20	5.25	5.75	5.75	5.50	5.50	5.50	6.00	-	-	-	5.60
Composition / Choreography				1.20	5.50	5.50	6.00	5.50	5.25	5.25	5.75	-	-	-	5.50
Interpretation / Timing				1.20	5.00	5.25	6.25	5.75	5.50	5.50	6.25	-	-	-	5.65
Judges Total Program Component Score (factored)															<b>33.60</b>
Deductions:															<b>0.00</b>

Rank	Name	CC	Starting Number	Total Segment Score	Total Element Score	Program Component Score (factored)	Total Deductions									
6	ROBLEDO Celia / FENERO Luis	ESP	6	74.54	42.48	33.06	-1.00									
#	Executed Elements	Info	Base Value	GOE	J1	J2	J3	J4	J5	J6	J7	J8	J9	Scores of Panel		
1	SILi4		4.50	0.96	3	2	2	1	1	1	2	-	-	5.46		
2	STw4		6.60	0.48	1	2	1	1	1	-1	0	-	-	7.08		
3	CISt2		5.60	0.44	2	1	1	0	0	0	-1	-	-	6.04		
4	CoSp4		5.60	0.72	2	1	2	1	0	1	1	-	-	6.32		
5	CuLi4+RoLi4		9.00	1.68	3	2	2	1	1	1	1	-	-	10.68		
6	DiSt2		5.60	0.22	1	0	1	0	0	-1	0	-	-	5.82		
7	ChSp1		0.60	0.48	2	0	1	1	1	1	0	-	-	1.08		
<b>37.50</b>														<b>42.48</b>		
Program Components				Factor												
Skating Skills				1.20	6.00	6.50	5.75	5.00	5.00	4.75	5.25	-	-	-	5.40	
Transitions / Linking Footwork / Movement				1.20	6.00	6.00	5.50	4.50	4.75	5.00	5.00	-	-	-	5.25	
Performance / Execution				1.20	7.00	6.50	5.75	5.00	5.00	5.50	5.50	-	-	-	5.65	
Composition / Choreography				1.20	6.75	6.50	6.00	5.25	5.25	5.50	5.25	-	-	-	5.70	
Interpretation / Timing				1.20	6.50	6.25	6.00	5.25	5.00	5.00	5.25	-	-	-	5.55	
Judges Total Program Component Score (factored)															<b>33.06</b>	
Deductions:				Extended lifts:	-1.00											<b>-1.00</b>



### Judges Details Per Skater

Rank	Name	CC	Starting Number	Total Segment Score	Total Element Score	Program Component Score (factored)	Total Deductions								
7	URBAN Jennifer / LERCHE Sevan	GER	7	73.60	41.20	32.40	0.00								
#	Executed Elements	Info	Base Value	GOE	J1	J2	J3	J4	J5	J6	J7	J8	J9	Scores of Panel	
1	STw4		6.60	0.00	1	0	0	0	0	-1	0	-	-	6.60	
2	MiSt2		5.60	-0.20	0	-1	0	0	0	0	-1	-	-	5.40	
3	RoLi4		4.50	0.60	1	1	1	1	1	1	1	-	-	5.10	
4	CoSp4		5.60	0.00	0	1	0	0	0	0	-1	-	-	5.60	
5	CiSt3		7.10	0.00	1	0	0	0	0	0	0	-	-	7.10	
6	CuLi4+CuLi4		9.00	1.20	2	1	1	1	1	1	1	-	-	10.20	
7	ChSp1		0.60	0.60	1	1	1	1	1	1	1	-	-	1.20	
<b>39.00</b>													<b>41.20</b>		
Program Components				Factor											
Skating Skills				1.20	5.50	5.50	5.75	5.25	5.25	5.50	5.00	-	-		5.40
Transitions / Linking Footwork / Movement				1.20	5.75	5.25	5.75	5.00	5.00	5.00	4.75	-	-		5.20
Performance / Execution				1.20	5.75	5.50	6.00	5.50	5.50	5.50	5.00	-	-		5.55
Composition / Choreography				1.20	5.75	5.75	6.00	5.25	5.25	5.50	5.25	-	-		5.50
Interpretation / Timing				1.20	5.75	5.25	5.75	5.25	5.25	5.25	4.75	-	-		5.35
Judges Total Program Component Score (factored)														<b>32.40</b>	
Deductions:														<b>0.00</b>	

Rank	Name	CC	Starting Number	Total Segment Score	Total Element Score	Program Component Score (factored)	Total Deductions								
8	UZUROVA Karina / ALI Ilias	KAZ	12	72.16	37.90	34.26	0.00								
#	Executed Elements	Info	Base Value	GOE	J1	J2	J3	J4	J5	J6	J7	J8	J9	Scores of Panel	
1	CiSt1		4.10	0.12	1	0	0	0	0	0	1	-	-	4.22	
2	STw4		6.60	0.60	1	1	1	1	1	1	1	-	-	7.20	
3	SILi4		4.50	0.60	1	1	1	1	1	1	1	-	-	5.10	
4	RoLi4		4.50	0.36	2	0	0	0	1	1	1	-	-	4.86	
5	CoSp4		5.60	0.60	1	1	0	1	1	1	2	-	-	6.20	
6	CuLi3		4.00	0.00	0	0	1	0	0	0	0	-	-	4.00	
7	DiSt2		5.60	0.00	0	-1	0	0	0	0	1	-	-	5.60	
8	ChSp1		0.60	0.12	0	0	0	1	0	1	0	-	-	0.72	
<b>35.50</b>													<b>37.90</b>		
Program Components				Factor											
Skating Skills				1.20	5.75	6.00	5.75	5.75	5.75	5.75	6.25	-	-		5.80
Transitions / Linking Footwork / Movement				1.20	5.75	5.50	5.50	5.25	5.50	5.50	6.00	-	-		5.55
Performance / Execution				1.20	5.75	5.50	5.75	5.75	5.75	5.75	6.25	-	-		5.75
Composition / Choreography				1.20	5.75	5.75	6.00	5.50	5.50	5.75	6.00	-	-		5.75
Interpretation / Timing				1.20	5.75	5.25	5.75	5.75	5.75	5.50	6.25	-	-		5.70
Judges Total Program Component Score (factored)														<b>34.26</b>	
Deductions:														<b>0.00</b>	



### Judges Details Per Skater

Rank	Name	CC	Starting Number	Total Segment Score	Total Element Score	Program Component Score (factored)	Total Deductions								
9	YERMAK Lolita / SHUMSKI Alexei	UKR	5	68.62	37.46	32.16	-1.00								
#	Executed Elements	Info	Base Value	GOE	J1	J2	J3	J4	J5	J6	J7	J8	J9	Scores of Panel	
1	STw4		6.60	0.72	2	2	1	1	1	0	1	-	-	7.32	
2	SILi2		3.00	0.48	2	1	1	0	0	1	1	-	-	3.48	
3	CoSp4		5.60	0.60	0	1	1	1	1	1	2	-	-	6.20	
4	CISt1		4.10	-1.00	-3	-2	-2	-2	-2	-2	-2	-	-	3.10	
5	CuLi4		4.50	0.48	2	0	1	1	0	1	1	-	-	4.98	
6	DiSt3		7.10	0.00	1	0	0	0	0	0	0	-	-	7.10	
7	RoLi4		4.50	0.00	0	0	1	0	0	-1	0	-	-	4.50	
8	ChLi1		0.30	0.48	2	1	1	1	1	0	0	-	-	0.78	
<b>35.70</b>													<b>37.46</b>		
Program Components				Factor											
Skating Skills				1.20	5.25	5.25	5.50	5.00	5.00	5.00	6.00	-	-	5.20	
Transitions / Linking Footwork / Movement				1.20	5.50	5.00	5.25	4.75	5.00	4.75	6.00	-	-	5.10	
Performance / Execution				1.20	6.25	5.00	5.50	5.00	5.25	4.75	5.75	-	-	5.30	
Composition / Choreography				1.20	6.25	5.75	5.75	5.25	5.25	5.00	6.25	-	-	5.65	
Interpretation / Timing				1.20	6.25	5.50	5.50	5.25	5.25	5.00	6.25	-	-	5.55	
<b>Judges Total Program Component Score (factored)</b>														<b>32.16</b>	
<b>Deductions:</b>				Falls:	-1.00										<b>-1.00</b>

Rank	Name	CC	Starting Number	Total Segment Score	Total Element Score	Program Component Score (factored)	Total Deductions								
10	AUBRY Laureline / BELLINGARD Kevin	FRA	3	68.22	39.58	29.64	-1.00								
#	Executed Elements	Info	Base Value	GOE	J1	J2	J3	J4	J5	J6	J7	J8	J9	Scores of Panel	
1	CISt3		7.10	0.00	1	0	0	0	0	0	0	-	-	7.10	
2	STw3		5.60	0.48	2	2	1	0	0	0	1	-	-	6.08	
3	RoLi4		4.50	0.00	1	0	0	0	0	0	0	-	-	4.50	
4	CoSp4		5.60	0.00	0	1	0	0	0	-1	0	-	-	5.60	
5	CuLi4		4.50	0.60	3	1	1	1	1	1	1	-	-	5.10	
6	SILi3		4.00	0.72	2	1	1	1	1	0	2	-	-	4.72	
7	MiSt2		5.60	0.22	1	0	0	-1	0	0	1	-	-	5.82	
8	ChLi1		0.30	0.36	2	1	0	0	1	0	1	-	-	0.66	
<b>37.20</b>													<b>39.58</b>		
Program Components				Factor											
Skating Skills				1.20	4.25	5.50	5.50	4.50	4.75	4.50	5.00	-	-	4.85	
Transitions / Linking Footwork / Movement				1.20	4.50	5.00	5.25	4.25	4.50	4.00	5.50	-	-	4.70	
Performance / Execution				1.20	5.75	5.25	5.50	4.50	4.50	4.25	5.25	-	-	5.00	
Composition / Choreography				1.20	6.00	5.50	5.75	4.75	4.75	4.50	5.25	-	-	5.20	
Interpretation / Timing				1.20	5.75	5.00	5.50	4.50	4.50	4.25	5.25	-	-	4.95	
<b>Judges Total Program Component Score (factored)</b>														<b>29.64</b>	
<b>Deductions:</b>				Extended lifts:	-1.00										<b>-1.00</b>



### Judges Details Per Skater

Rank	Name	CC	Starting Number	Total Segment Score	Total Element Score	Program Component Score (factored)	Total Deductions							
11	SONG Linshu / LIU Yu	CHN	2	62.56	36.68	26.88	-1.00							
#	Executed Elements	Info	Base Value	GOE	J1	J2	J3	J4	J5	J6	J7	J8	J9	Scores of Panel
1	SiLi2		3.00	0.24	2	1	0	0	0	0	1	-	-	3.24
2	Sp4		5.60	0.00	0	0	0	1	0	-1	0	-	-	5.60
3	DiSt3		7.10	0.00	1	0	0	0	0	0	0	-	-	7.10
4	STw4		6.60	-0.40	-1	1	0	-1	-1	-1	-1	-	-	6.20
5	CuLi3		4.00	-0.10	0	0	0	0	0	-1	-1	-	-	3.90
6	CISt2		5.60	-0.60	1	-1	-1	-1	0	-1	0	-	-	5.00
7	RoLi4		4.50	0.60	2	1	1	1	1	1	1	-	-	5.10
8	ChLi1		0.30	0.24	2	0	0	1	1	-1	0	-	-	0.54
<b>36.70</b>													<b>36.68</b>	
Program Components				Factor										
Skating Skills				1.20	4.50	4.50	5.00	4.50	4.50	4.50	4.75	-	-	4.55
Transitions / Linking Footwork / Movement				1.20	4.25	4.00	4.75	4.00	4.00	4.25	4.25	-	-	4.15
Performance / Execution				1.20	5.00	4.50	4.75	4.50	4.50	4.75	4.75	-	-	4.65
Composition / Choreography				1.20	5.00	4.50	5.00	4.25	4.50	4.50	4.50	-	-	4.60
Interpretation / Timing				1.20	4.50	4.00	5.00	4.00	4.50	4.25	5.00	-	-	4.45
<b>Judges Total Program Component Score (factored)</b>														<b>26.88</b>
<b>Deductions:</b>				Extended lifts: -1.00										<b>-1.00</b>

Rank	Name	CC	Starting Number	Total Segment Score	Total Element Score	Program Component Score (factored)	Total Deductions							
12	NISHIMURA Kei / SUZUKI Kentaro	JPN	4	60.80	33.42	28.38	-1.00							
#	Executed Elements	Info	Base Value	GOE	J1	J2	J3	J4	J5	J6	J7	J8	J9	Scores of Panel
1	CISt1		4.10	0.00	1	0	0	0	0	0	0	-	-	4.10
2	CuLi4		4.50	0.60	3	1	1	1	1	1	0	-	-	5.10
3	STw3		5.60	0.12	0	1	1	0	0	-1	0	-	-	5.72
4	CoSp2		3.60	0.36	1	0	0	1	1	0	1	-	-	3.96
5	SiLi4		4.50	0.36	1	1	1	0	1	0	0	-	-	4.86
6	RoLi2		3.00	0.36	0	1	1	1	0	1	0	-	-	3.36
7	DiSt2		5.60	0.00	1	0	0	0	0	0	0	-	-	5.60
8	ChSp1		0.60	0.12	2	0	0	0	0	1	0	-	-	0.72
<b>31.50</b>													<b>33.42</b>	
Program Components				Factor										
Skating Skills				1.20	4.50	5.00	5.25	4.50	4.50	4.50	4.50	-	-	4.60
Transitions / Linking Footwork / Movement				1.20	4.50	4.75	5.00	4.00	4.25	4.25	4.75	-	-	4.50
Performance / Execution				1.20	5.50	4.75	5.25	4.50	4.75	4.75	4.75	-	-	4.85
Composition / Choreography				1.20	6.00	5.00	5.50	4.50	4.75	4.75	4.75	-	-	4.95
Interpretation / Timing				1.20	5.75	4.50	5.25	4.75	4.75	4.50	4.50	-	-	4.75
<b>Judges Total Program Component Score (factored)</b>														<b>28.38</b>
<b>Deductions:</b>				Extended lifts: -1.00										<b>-1.00</b>





### Judges Details Per Skater

Rank	Name	CC	Starting Number	Total Segment Score	Total Element Score	Program Component Score (factored)	Total Deductions							
13	SUN Wenqian / WANG Kuo	CHN	1	52.86	28.92	23.94	0.00							
#	Executed Elements	Info	Base Value	GOE	J1	J2	J3	J4	J5	J6	J7	J8	J9	Scores of Panel
1	SiLi4		4.50	0.48	2	1	0	1	1	0	1	-	-	4.98
2	STw4		6.60	-0.50	-2	0	-1	-1	-1	-1	-1	-	-	6.10
3	CiSt1		4.10	-0.40	-1	-1	-1	-1	0	-1	0	-	-	3.70
4	CoSp3		4.60	-0.10	-1	0	0	0	0	-1	0	-	-	4.50
5	RoLi2		3.00	-0.10	1	0	-1	0	0	-1	0	-	-	2.90
6	CuLi2		3.00	-0.30	1	-1	0	-1	0	-1	-1	-	-	2.70
7	DiSt1		4.10	-0.60	0	-2	-1	-1	-1	-1	-2	-	-	3.50
8	ChSp1		0.60	-0.06	1	0	-1	-1	0	-1	-1	-	-	0.54
<b>30.50</b>													<b>28.92</b>	
Program Components			Factor											
Skating Skills			1.20	3.50	4.00	4.50	4.00	4.50	4.00	3.75	-	-	-	4.05
Transitions / Linking Footwork / Movement			1.20	3.50	3.75	4.25	3.50	3.75	3.50	4.00	-	-	-	3.70
Performance / Execution			1.20	4.25	4.00	4.50	4.00	4.00	3.75	4.25	-	-	-	4.10
Composition / Choreography			1.20	4.50	4.00	4.50	4.25	4.25	4.00	4.25	-	-	-	4.25
Interpretation / Timing			1.20	4.25	3.50	4.25	3.75	4.00	3.50	3.75	-	-	-	3.85
<b>Judges Total Program Component Score (factored)</b>														<b>23.94</b>
<b>Deductions:</b>														<b>0.00</b>

#### LEGEND

GOE Grade of Execution



## Official Communication

### Substitute Skater in Ladies Free Skating

Item: 1

#### Summary:

FISU CTI-UH Member, FISU Technical Delegate for Figure Skating and International Skating Union Technical Delegate had decided to accept a substitute skater, ZAKHARANKA Kristina, BLR (placed 25th after Short Program), into the Ladies Free Skating due to a withdrawal of a skater, WEINZIERL Nathalie, GER (placed 16th after Short Program) from medical reasons.

According to FISU Regulation 12.5.5, twenty four (24) Ladies skaters will qualify for the final Free Skating segment.

Issued by: FISU Technical Delegate  
Time: 21:54  
Date: 7 Feb 2015

This decision affects: Results   
Schedule   
Other