

WINTER
UNIVERSIADE
GRANADA 2015



WINTER
UNIVERSIADE
ŠTRBSKÉ PLESO/OSRBLIE
NORDIC SKIING & BIATHLON
2015



RESULT BOOK



	2015 - 27th Winter Universiade	1
1	Table of Contents	2
2	Alpine Skiing	3
3	Biathlon	190
4	Cross Country Skiing	309
5	Curling	378
6	Figure Skating	505
7	Freestyle Skiing	675
8	Ice Hockey	754
9	Nordic Combined	1335
10	Short Track	1373
11	Ski Jumping	1457
12	Snowboard	1512



WINTER
UNIVERSIADE
GRANADA 2015



RESULT BOOK
ALPINE SKIING



2	Alpine Skiing	3
2.1	Table of Contents	4
2.2	Competition Schedule	7
2.3	Number of Entries by Country	8
2.4	Medallists by Event	9
2.5	Medal Standings	10
2.6	Ladies' Super-G	11
2.6.1	Entry List by Event	12
2.6.2	Medallists	14
2.6.3	Super-G	15
2.6.3.1	Start List	15
2.6.3.2	Official Results	17
2.6.3.3	Penalty Calculation	19
2.6.3.4	Performance Analysis By Rank	20
2.7	Ladies' Alpine Combined	23
2.7.1	Entry List by Event	24
2.7.2	Medallists	26
2.7.3	Combined	27
2.7.3.1	Penalty Calculation	27
2.7.3.2	Ladies' Alpine Combined Super-G	28
2.7.3.2.1	Start List	28
2.7.3.2.2	Official Results	30
2.7.3.2.3	Performance Analysis By Rank	32
2.7.3.3	Ladies' Alpine Combined Slalom	35
2.7.3.3.1	Start List	35
2.7.3.3.2	Official Results	37
2.7.3.3.3	Performance Analysis By Rank	40
2.8	Ladies' Giant Slalom	43
2.8.1	Entry List by Event	44
2.8.2	Medallists	47
2.8.3	Giant Slalom	48
2.8.3.1	Penalty Calculation	48
2.8.3.2	Ladies' Giant Slalom Run 1	49
2.8.3.2.1	Start List	49
2.8.3.2.2	Official Results	52
2.8.3.2.3	Performance Analysis By Rank	55
2.8.3.3	Ladies' Giant Slalom Run 2	57
2.8.3.3.1	Start List	57
2.8.3.3.2	Official Results	59
2.8.3.3.3	Performance Analysis By Rank	62



2.9	Ladies' Slalom	66
2.9.1	Entry List by Event	67
2.9.2	Medallists	70
2.9.3	Slalom	71
2.9.3.1	Penalty Calculation	71
2.9.3.2	Ladies' Slalom Run 1	72
2.9.3.2.1	Start List	72
2.9.3.2.2	Official Results	75
2.9.3.2.3	Performance Analysis By Rank	78
2.9.3.3	Ladies' Slalom Run 2	85
2.9.3.3.1	Start List	85
2.9.3.3.2	Official Results	87
2.9.3.3.3	Performance Analysis By Rank	90
2.10	Ladies' Combined Classification	96
2.10.1	Medallists	97
2.10.2	Classification	98
2.10.2.1	Official Results	98
2.11	Men's Super-G	99
2.11.1	Entry List by Event	100
2.11.2	Medallists	102
2.11.3	Super-G	103
2.11.3.1	Start List	103
2.11.3.2	Official Results	105
2.11.3.3	Penalty Calculation	108
2.11.3.4	Performance Analysis By Rank	109
2.12	Men's Alpine Combined	111
2.12.1	Entry List by Event	112
2.12.2	Medallists	114
2.12.3	Combined	115
2.12.3.1	Penalty Calculation	115
2.12.3.2	Men's Alpine Combined Super-G	116
2.12.3.2.1	Start List	116
2.12.3.2.2	Official Results	118
2.12.3.2.3	Performance Analysis By Rank	120
2.12.3.3	Men's Alpine Combined Slalom	122
2.12.3.3.1	Start List	122
2.12.3.3.2	Official Results	124
2.12.3.3.3	Performance Analysis By Rank	127
2.13	Men's Giant Slalom	130
2.13.1	Entry List by Event	131

2.13.2	Medallists	134
2.13.3	Giant Slalom	135
2.13.3.1	Penalty Calculation	135
2.13.3.2	Men's Giant Slalom Run 1	136
2.13.3.2.1	Start List	136
2.13.3.2.2	Official Results	139
2.13.3.2.3	Performance Analysis By Rank	142
2.13.3.3	Men's Giant Slalom Run 2	146
2.13.3.3.1	Start List	146
2.13.3.3.2	Official Results	149
2.13.3.3.3	Performance Analysis By Rank	153
2.14	Men's Slalom	161
2.14.1	Entry List by Event	162
2.14.2	Medallists	165
2.14.3	Slalom	166
2.14.3.1	Penalty Calculation	166
2.14.3.2	Men's Slalom Run 1	167
2.14.3.2.1	Start List	167
2.14.3.2.2	Official Results	170
2.14.3.2.3	Performance Analysis By Rank	173
2.14.3.3	Men's Slalom Run 2	175
2.14.3.3.1	Start List	175
2.14.3.3.2	Official Results	177
2.14.3.3.3	Performance Analysis By Rank	181
2.15	Men's Combined Classification	185
2.15.1	Medallists	186
2.15.2	Classification	187
2.15.2.1	Official Results	187
2.16	Official Communications	188
2.16.1	Schedule Change 1	188
2.16.2	Schedule Change 2	189



Competition Schedule

As of THU 12 FEB 2015

Date	Start Time	Event
FRI 6 FEB	10:30	Men's Super-G
	15:00	Ladies' Super-G
SAT 7 FEB	10:30	Ladies' Alpine Combined Super-G
	15:00	Ladies' Alpine Combined Slalom
SUN 8 FEB	10:30	Men's Alpine Combined Super-G
	15:00	Men's Alpine Combined Slalom
WED 11 FEB	10:30	Ladies' Giant Slalom Run 1
	14:00	Ladies' Giant Slalom Run 2
THU 12 FEB	11:30	Men's Giant Slalom Run 1
	15:00	Men's Giant Slalom Run 2
FRI 13 FEB	10:00	Ladies' Slalom Run 1
	13:00	Ladies' Slalom Run 2
	14:30	Ladies' Combined Classification
SAT 14 FEB	10:00	Men's Slalom Run 1
	14:00	Men's Slalom Run 2
	15:30	Men's Combined Classification

NOTE

Schedule subject to change. Please check INFO for any updates made during the day.



Number of Entries by Countries

As of THU 5 FEB 2015

Country	Men	Ladies	Total
AND - Andorra	6	3	9
AUT - Austria	5	2	7
BEL - Belgium	1	-	1
BLR - Belarus	2	1	3
BUL - Bulgaria	1	-	1
CAN - Canada	5	6	11
CHN - People's Republic of China	2	2	4
CRO - Croatia	-	1	1
CZE - Czech Republic	4	4	8
ESP - Spain	4	4	8
FIN - Finland	5	8	13
FRA - France	8	3	11
GBR - United Kingdom	1	1	2
GEO - Georgia	1	-	1
GER - Germany	-	1	1
ITA - Italy	10	6	16
JPN - Japan	2	2	4
KOR - Republic of Korea	6	6	12
LTU - Lithuania	1	-	1
NOR - Norway	4	3	7
POL - Poland	5	4	9
RUS - Russian Federation	6	8	14
SLO - Slovenia	5	1	6
SUI - Switzerland	8	4	12
SVK - Slovakia	4	3	7
SWE - Sweden	6	3	9
TUR - Turkey	3	3	6
UKR - Ukraine	3	1	4
USA - United States of America	1	1	2
Total: 29	109	81	190



Medallist By Event

As of SAT 14 FEB 2015 at 15:56

AFTER 10 OF 10 EVENTS

Event	Date	Medal	Name	Country Code
Men's Super G	FRI 6 FEB	GOLD	TENTORI Michelangelo	ITA
		SILVER	OLIVERAS Marc	AND
		BRONZE	BONER Sandro	SUI
Ladies' Super G	FRI 6 FEB	GOLD	AASBERG Kristine Fausa	NOR
		SILVER	CHRAPEK Karolina	POL
		BRONZE	RAPAPORT Helena	SWE
Ladies' Alpine Combined	SAT 7 FEB	GOLD	OVCHINIKOVA Daria	RUS
		SILVER	KLICNAROVA Pavla	CZE
		BRONZE	BYRKJELAND Maren Nessen	NOR
Men's Alpine Combined	SUN 8 FEB	GOLD	BONER Sandro	SUI
		SILVER	BOSCA Giulio	ITA
		BRONZE	FALAT Matej	SVK
Ladies' Giant Slalom	WED 11 FEB	GOLD	AASBERG Kristine Fausa	NOR
		SILVER	MAJERCZYK Sabina	POL
		BRONZE	PALLAS Carmina	AND
Men's Giant Slalom	THU 12 FEB	GOLD	TENTORI Michelangelo	ITA
		SILVER	DELSANTE Rocco	ITA
		BRONZE	FABRE Jonas	FRA
Ladies' Slalom	FRI 13 FEB	GOLD	GROSVOLD Thea	NOR
		SILVER	HUEBNER Monica	GER
		BRONZE	ROUTHIER Eve	CAN
Men's Slalom	SAT 14 FEB	GOLD	ZENHAEUSERN Ramon	SUI
		SILVER	FALAT Matej	SVK
		BRONZE	MLINSEK Filip	SLO
Ladies' Combined Classification	FRI 13 FEB	GOLD	BYRKJELAND Maren Nessen	NOR
		SILVER	PALLAS Carmina	AND
		BRONZE	GANTNEROVA Jana	SVK
Men's Combined Classification	SAT 14 FEB	GOLD	BONER Sandro	SUI
		SILVER	ZIKA Adam	CZE
		BRONZE	TENTORI Michelangelo	ITA



Medal Standings

As of SAT 14 FEB 2015 at 15:56

AFTER 10 OF 10 EVENTS

Rank	Country	Men				Ladies				Total				Rank by Total
		G	S	B	Tot	G	S	B	Tot	G	S	B	Tot	
1	NOR - Norway					4		1	5	4		1	5	=1
2	SUI - Switzerland	3		1	4					3		1	4	3
3	ITA - Italy	2	2	1	5					2	2	1	5	=1
4	RUS - Russian Federation					1			1	1			1	=8
5	AND - Andorra		1		1		1	1	2		2	1	3	=4
6	CZE - Czech Republic		1		1		1		1		2		2	=6
6	POL - Poland						2		2		2		2	=6
8	SVK - Slovakia		1	1	2			1	1		1	2	3	=4
9	GER - Germany						1		1		1		1	=8
10	CAN - Canada							1	1			1	1	=8
10	FRA - France			1	1							1	1	=8
10	SLO - Slovenia			1	1							1	1	=8
10	SWE - Sweden							1	1			1	1	=8
Total:		5	5	5	15	5	5	5	15	10	10	10	30	

LEGEND

= Equal sign indicates that two or more Countries share the same rank by total **B** Bronze **G** Gold **S** Silver **Tot** Total



WINTER
UNIVERSIADE
GRANADA 2015



RESULT BOOK

ALPINE SKIING

Ladies' Super-G



Entry List by Event

As of THU 5 FEB 2015

Number of Competitors: 48, Number of Countries: 17

Country	FIS Code	Name	Date of Birth	FIS Points
AND - Andorra (2)	25194	PALLAS Carmina	3 JUN 1996	50.41 (305)
	25188	RAMENTOL Sara	27 SEP 1996	47.82 (283)
BLR - Belarus (1)	665009	SHKANOVA Maria	18 OCT 1989	53.27 (328)
CAN - Canada (2)	107447	GOULD Stephanie	18 JUL 1994	36.40 (181)
	106988	STEVENS Victoria	15 FEB 1990	45.40 (258)
CZE - Czech Republic (4)	155503	KLICNAROVA Pavla	2 JAN 1988	38.86 (192)
	155586	KMOCHOVA Tereza	26 SEP 1990	72.91 (513)
	155698	RUDOLFOVA Veronika	12 SEP 1993	147.50 (1200)
	155740	STRAKOVA Bara	30 SEP 1994	57.74 (369)
ESP - Spain (4)	496138	BARGALLO Julia	13 JUN 1995	63.21 (419)
	496176	BOIX Mariona	7 APR 1995	113.03 (911)
	495930	GARIN Inda	1 JUN 1992	87.23 (679)
	496055	PAU Nuria	24 FEB 1994	79.25 (589)
FIN - Finland (5)	185383	AHONEN Saana	3 MAY 1994	151.88 (1228)
	185281	HALME Nina	25 JAN 1990	40.86 (211)
	185337	HOLM Sandra	20 NOV 1992	145.00 (1180)
	185267	HONKONEN Jessica	16 APR 1989	156.62 (1267)
	185357	VIRKKULA Sohvi	30 SEP 1993	75.95 (552)
FRA - France (3)	197808	BOEUF Johanna	11 APR 1997	44.20 (240)
	197521	NICOLETTA Romane	18 APR 1995	56.45 (358)
	197538	PICCARD Lucie	21 DEC 1994	55.24 (347)
ITA - Italy (2)	299072	MARTINELLI Gaia	5 JAN 1995	79.32 (591)
	298453	PFEIFER Lisa	4 MAY 1993	51.57 (321)
JPN - Japan (2)	307120	ARAI Makiko	12 JUN 1993	64.07 (428)
	306977	MUKOGAWA Sakurako	20 JAN 1992	69.46 (481)
KOR - Republic of Korea (6)	325115	CHOE Jeong-Hyeon	16 APR 1996	122.48 (1008)
	325091	KIM Seo-Hyun	8 JUL 1991	147.30 (1197)
	325113	KO Un-Sori	9 MAR 1995	249.26 (1698)
	325098	LEE Ga-Ram	26 APR 1992	231.14 (1646)
	325106	LEE Hyun-Ji	3 OCT 1994	105.93 (846)
	325118	NOH Jin-Soul	15 APR 1996	133.44 (1089)
NOR - Norway (3)	426047	AASBERG Kristine Fausa	24 FEB 1994	55.70 (350)
	426051	BYRKJELAND Maren Nessen	14 SEP 1994	59.74 (387)
	425803	GROSVOLD Thea	31 JAN 1990	71.82 (500)
POL - Poland (2)	435245	CHRAPEK Karolina	18 JAN 1990	29.81 (149)
	435347	KLUSAK Magdalena	6 NOV 1995	145.60 (1184)



Entry List by Event

As of THU 5 FEB 2015

Number of Competitors: 48, Number of Countries: 17

Country	FIS Code	Name	Date of Birth	FIS Points
RUS - Russian Federation (6)	485799	ALEXEEVA Nadezda	26 APR 1995	46.80 (273)
	485632	BEDAREVA Maria	3 MAR 1992	27.18 (133)
	485807	OVCHINIKOVA Daria	11 OCT 1995	42.67 (230)
	485868	POGREBITSKAYA Olga	7 MAR 1996	50.92 (310)
	485713	POPOVA Ekaterina	5 JUL 1993	77.96 (574)
	485749	PROKOPEVA Aleksandra	24 JUL 1994	32.22 (165)
SUI - Switzerland (1)	516002	GEBERT Martina	7 JAN 1989	81.15 (616)
SVK - Slovakia (3)	705349	GANTNEROVA Jana	15 JUL 1989	51.02 (311)
	705436	KAMENICKA Daniela	11 MAY 1996	75.91 (550)
	705377	SAALOVA Kristina	20 MAY 1991	61.81 (400)
SWE - Sweden (1)	506584	RAPAPORT Helena	26 AUG 1994	39.34 (196)
UKR - Ukraine (1)	695076	TYMCHENKO Roksana	15 JUN 1991	252.53 (1707)

NOTE

Output includes skiers who are eligible to start.
After the team captains' meeting this output will be updated to show those skiers who actually start in an event.

6 FEB 2015 / Sierra Nevada (SPA) / 6344



Medallists

Medal	Name	Country
GOLD	AASBERG Kristine Fausa	NOR - Norway
SILVER	CHRAPEK Karolina	POL - Poland
BRONZE	RAPAPORT Helena	SWE - Sweden



Start List

Jury			Technical Data	
TD FIS	COZZI Marco	FIS	Course Name	Universiada
Referee	KRANJC Matjaz	FISU	Start Altitude	2825 m
Assistant Referee	FREHSNER Karl	SUI	Finish Altitude	2270 m
Chief of Race	FRIAS Jose	ESP	Vertical Drop	555 m
Start Referee	ORTIZ Isabel	ESP	Course Length	1829 m
Finish Referee	OSUNA Jose Miguel	ESP	Homologation Number	10991/09/13

Race Information

Course Setter	BAXTER Noel	GBR		
Number of Gates	44			
Turning Gates	40			
Start Time	15:00			
Forerunners	A - I. LINACISORO	ESP	E - A. ROMANOVA	RUS
	B - E. PARELLADA	ESP	F - A. OLLER	ESP
	C - H. GUERRERO	CHI	G - A. VALERO	ESP
	D - F. CARRERO	ESP		

Number of Competitors: 48, Number of Countries: 17

Bib	FIS Code	Name	YB	Country Code	Time
1	485799	ALEXEEVA Nadezda	1995	RUS	_____
2	106988	MARTEL-STEVENS Victoria	1990	CAN	_____
3	435245	CHRAPEK Karolina	1990	POL	_____
4	485632	BEDAREVA Maria	1992	RUS	_____
5	155503	KLICNAROVA Pavla	1988	CZE	_____
6	197808	BOEUF Johanna	1997	FRA	_____
7	485868	POGREBITSKAYA Olga	1996	RUS	_____
8	506584	RAPAPORT Helena	1994	SWE	_____
9	485749	PROKOPYEVA Aleksandra	1994	RUS	_____
10	485807	OVCHNIKOVA Daria	1995	RUS	_____
11	185281	HALME Nina	1990	FIN	_____
12	705349	GANTNEROVA Jana	1989	SVK	_____
13	25194	PALLAS Carmina	1996	AND	_____
14	25188	RAMENTOL Sara	1996	AND	_____
15	107447	GOULD Stephanie	1994	CAN	_____
16	298453	PFEIFER Lisa	1993	ITA	_____
17	665009	SHKANOVA Maria	1989	BLR	_____
18	197538	PICCARD Lucie	1994	FRA	_____
19	426047	AASBERG Kristine Fausa	1994	NOR	_____
20	197521	NICOLETTA Romane	1995	FRA	_____
21	155740	STRAKOVA Bara	1994	CZE	_____
22	426051	BYRKJELAND Maren Nessen	1994	NOR	_____
23	705377	SAALOVA Kristina	1991	SVK	_____
24	496138	BARGALLO Julia	1995	ESP	_____

6 FEB 2015 / Sierra Nevada (SPA) / 6344

ASW040101_51A 2.0

Report Created THU 5 FEB 2015 21:11

Page 1/2



Start List

Number of Competitors: 48, Number of Countries: 17

Bib	FIS Code	Name	YB	Country Code	Time
25	307120	ARAI Makiko	1993	JPN	_____
26	306977	MUKOGAWA Sakurako	1992	JPN	_____
27	425803	GROSVOLD Thea	1990	NOR	_____
28	155586	KMOCHOVA Tereza	1990	CZE	_____
29	705436	KAMENICKA Daniela	1996	SVK	_____
30	185357	VIRKKULA Sohvi	1993	FIN	_____
31	485713	POPOVA Ekaterina	1993	RUS	_____
32	496055	PAU Nuria	1994	ESP	_____
33	299072	MARTINELLI Gaia	1995	ITA	_____
34	516002	GEBERT Martina	1989	SUI	_____
35	495930	GARIN Inda	1992	ESP	_____
36	325106	LEE Hyun-Ji	1994	KOR	_____
37	496176	BOIX Mariona	1995	ESP	_____
38	325115	CHOE Jeong-Hyeon	1996	KOR	_____
39	325118	NOH Jin-Soul	1996	KOR	_____
40	185337	HOLM Sandra	1992	FIN	_____
41	435347	KLUSAK Magdalena	1995	POL	_____
42	325091	KIM Seo-Hyun	1991	KOR	_____
43	155698	RUDOLFOVA Veronika	1993	CZE	_____
44	185383	AHONEN Saana	1994	FIN	_____
45	185267	HONKONEN Jessica	1989	FIN	_____
46	325098	LEE Ga-Ram	1992	KOR	_____
47	325113	KO Un-Sori	1995	KOR	_____
48	695076	TYMCHENKO Roksana	1991	UKR	_____

LEGEND

YB Year of Birth

6 FEB 2015 / Sierra Nevada (SPA) / 6344

ASW040101_51A 2.0

Report Created THU 5 FEB 2015 21:11

Page 2/2



Official Result

Jury			Technical Data	
TD FIS	COZZI Marco	ITA	Course Name	Universiada
Referee	KRANJC Matjaz	FISU	Start Altitude	2825 m
Assistant Referee	FINANCE Lionel	RUS	Finish Altitude	2270 m
Chief of Race	FRIAS Jose	ESP	Vertical Drop	555 m
Start Referee	ORTIZ Isabel	ESP	Course Length	1829 m
Finish Referee	OSUNA Jose Miguel	ESP	Homologation Number	10991/09/13

Race Information

Course Setter	BAXTER Noel	GBR		
Number of Gates	45			
Turning Gates	41			
Start Time	15:00			
Forerunners	A - I. LINACISORO	ESP	E - A. ROMANOVA	RUS
	B - E. PARELLADA	ESP	F - A. OLLER	ESP
	C - H. GUERRERO	CHI	G - A. VALERO	ESP
	D - F. CARRERO	ESP		

Weather: SUNNY Snow: HARD Temperature - Start: -12.6 °C / 9.3 °F Finish: -10.0 °C / 14.0 °F F-factor: 1080

Number of Competitors: 48, Number of Countries: 17

Rank	Bib	FIS Code	Name	YB	Country Code	Time	Difference	Distance (m)	Race Points
1	19	426047	AASBERG Kristine Fausa	1994	NOR	1:26.61			0.00
2	3	435245	CHRAPEK Karolina	1990	POL	1:27.25	0.64	13.42	7.98
3	8	506584	RAPAPORT Helena	1994	SWE	1:27.43	0.82	17.15	10.23
4	9	485749	PROKOPYEVA Aleksandra	1994	RUS	1:27.50	0.89	18.60	11.10
5	4	485632	BEDAREVA Maria	1992	RUS	1:27.90	1.29	26.84	16.09
6	13	25194	PALLAS Carmina	1996	AND	1:28.03	1.42	29.50	17.71
7	10	485807	OVCHINIKOVA Daria	1995	RUS	1:28.29	1.68	34.80	20.95
8	22	426051	BYRKJELAND Maren Nessen	1994	NOR	1:28.61	2.00	41.28	24.94
9	25	307120	ARAI Makiko	1993	JPN	1:28.81	2.20	45.31	27.43
10	11	185281	HALME Nina	1990	FIN	1:28.83	2.22	45.71	27.68
11	1	485799	ALEXEEVA Nadezda	1995	RUS	1:28.89	2.28	46.91	28.43
12	16	298453	PFEIFER Lisa	1993	ITA	1:29.00	2.39	49.12	29.80
13	5	155503	KLICNAROVA Pavla	1988	CZE	1:29.24	2.63	53.90	32.80
14	18	197538	PICCARD Lucie	1994	FRA	1:29.34	2.73	55.89	34.04
15	6	197808	BOEUF Johanna	1997	FRA	1:29.38	2.77	56.68	34.54
16	2	106988	STEVENS Victoria	1990	CAN	1:29.68	3.07	62.61	38.28
17	20	197521	NICOLETTA Romane	1995	FRA	1:29.88	3.27	66.54	40.78
18	14	25188	RAMENTOL Sara	1996	AND	1:29.98	3.37	68.50	42.02
19	32	496055	PAU Nuria	1994	ESP	1:30.16	3.55	72.02	44.27
20	28	155586	KMOCHOVA Tereza	1990	CZE	1:30.27	3.66	74.16	45.64

#826



Official Result

Number of Competitors: 48, Number of Countries: 17

Rank	Bib	FIS Code	Name	YB	Country Code	Time	Difference	Distance (m)	Race Points
21	12	705349	GANTNEROVA Jana	1989	SVK	1:30.39	3.78	76.49	47.14
22	24	496138	BARGALLO Julia	1995	ESP	1:30.70	4.09	82.48	51.00
23	17	665009	SHKANOVA Maria	1989	BLR	1:30.72	4.11	82.86	51.25
24	23	705377	SAALOVA Kristina	1991	SVK	1:30.80	4.19	84.40	52.25
25	34	516002	GEBERT Martina	1989	SUI	1:30.85	4.24	85.36	52.87
26	21	155740	STRAKOVA Bara	1994	CZE	1:30.91	4.30	86.51	53.62
27	7	485868	POGREBITSKAYA Olga	1996	RUS	1:30.99	4.38	88.04	54.62
28	33	299072	MARTINELLI Gaia	1995	ITA	1:31.59	4.98	99.45	62.10
29	35	495930	GARIN Inda	1992	ESP	1:31.75	5.14	102.46	64.09
30	30	185357	VIRKKULA Sohvi	1993	FIN	1:31.82	5.21	103.78	64.97
31	37	496176	BOIX Mariona	1995	ESP	1:32.28	5.67	112.38	70.70
32	45	185267	HONKONEN Jessica	1989	FIN	1:32.83	6.22	122.55	77.56
33	29	705436	KAMENICKA Daniela	1996	SVK	1:33.27	6.66	130.60	83.05
34	43	155698	RUDOLFOVA Veronika	1993	CZE	1:33.84	7.23	140.92	90.16
35	40	185337	HOLM Sandra	1992	FIN	1:34.35	7.74	150.04	96.52
36	27	425803	GROSVOLD Thea	1990	NOR	1:35.13	8.52	163.81	106.24
37	41	435347	KLUSAK Magdalena	1995	POL	1:36.53	9.92	187.96	123.70
38	42	325091	KIM Seo-Hyun	1991	KOR	1:38.77	12.16	225.18	151.63
39	36	325106	LEE Hyun-Ji	1994	KOR	1:39.41	12.80	235.50	159.61
40	39	325118	NOH Jin-Soul	1996	KOR	1:41.07	14.46	261.67	180.31
41	38	325115	CHOE Jeong-Hyeon	1996	KOR	1:43.26	16.65	294.91	207.62
42	46	325098	LEE Ga-Ram	1992	KOR	1:46.88	20.27	346.87	252.76
43	48	695076	TYMCHENKO Roksana	1991	UKR	1:47.29	20.68	352.54	257.87

DID NOT FINISH: 4 competitors

15	107447	GOULD Stephanie	1994	CAN
26	306977	MUKOGAWA Sakurako	1992	JPN
31	485713	POPOVA Ekaterina	1993	RUS
47	325113	KO Un-Sori	1995	KOR

DISQUALIFIED: 1 competitor

44	185383	AHONEN Saana	1994	FIN	Rule B2.1.2
----	--------	--------------	------	-----	-------------

Reason for disqualification:

B2.1.2 Equipments

Technical Delegate:
COZZI Marco (ITA) #826

LEGEND
YB Year of Birth

6 FEB 2015 / Sierra Nevada (SPA) / 6344



Penalty Calculation

Best 10 at Finish

Rank	Bib	FIS Code	Name	Country Code	FIS Points	Best 5	Race Points
1	19	426047	AASBERG Kristine Fausa	NOR	55.70		
2	3	435245	CHRAPEK Karolina	POL	29.81	29.81	7.98
3	8	506584	RAPAPORT Helena	SWE	39.34	39.34	10.23
4	9	485749	PROKOPYEVA Aleksandra	RUS	32.22	32.22	11.10
5	4	485632	BEDAREVA Maria	RUS	27.18	27.18	16.09
6	13	25194	PALLAS Carmina	AND	50.41		
7	10	485807	OVCHINIKOVA Daria	RUS	42.67		
8	22	426051	BYRKJELAND Maren Nessen	NOR	59.74		
9	25	307120	ARAI Makiko	JPN	64.07		
10	11	185281	HALME Nina	FIN	40.86	40.86	27.68

Best 5 FIS Points at Start

Rank	Bib	FIS Code	Name	Country Code	FIS Points
5	4	485632	BEDAREVA Maria	RUS	27.18
2	3	435245	CHRAPEK Karolina	POL	29.81
4	9	485749	PROKOPYEVA Aleksandra	RUS	32.22
DNF	15	107447	GOULD Stephanie	CAN	36.40
13	5	155503	KLICNAROVA Pavla	CZE	38.86

TOTALS:

FIS Points of Best 5 at Start (B)	164.47	
FIS Points of Best at Finish in Top 10 (A)		169.41
Race Points of Corresponding Competitors (C)		73.08
Calculated Penalty (A+B-C) : 10 =>	26.080	
Rounded	26.08	
Category Adder	0.00	
Correction Value (Z)	0.00	
Calculated Penalty	26.08	
Penalty Applied	26.08	

Technical Delegate:
COZZI Marco (ITA) #826

LEGEND

DNF Did Not Finish

6 FEB 2015 / Sierra Nevada (SPA) / 6344

ASW040100_73G 2.0

Report Created FRI 6 FEB 2015 16:44

Page 1/1



Performance Analysis by Rank

Number of Competitors: 43, Number of Countries: 17

Rank	Bib	Name	Country Code	Positions			Partials			Difference		Speed	
				Pos	Time	Rank	Pos	Time	Rank	Time	Dist (m)	Pos	(km/h)
1	19	AASBERG Kristine Fausa	NOR	Int1: 50.64 Fin: 1:26.61	(5) (1)	I1-Fin: 35.97	(1)	0.24 0.00	0.00		Avg: 76.02		
2	3	CHRAPEK Karolina	POL	Int1: 50.40 Fin: 1:27.25	(1) (2)	I1-Fin: 36.85	(3)	0.00 0.64	13.42		Avg: 75.47		
3	8	RAPAPORT Helena	SWE	Int1: 50.94 Fin: 1:27.43	(7) (3)	I1-Fin: 36.49	(2)	0.54 0.82	17.15		Avg: 75.31		
4	9	PROKOPYEVA Aleksandra	RUS	Int1: 50.59 Fin: 1:27.50	(4) (4)	I1-Fin: 36.91	(4)	0.19 0.89	18.60		Avg: 75.25		
5	4	BEDAREVA Maria	RUS	Int1: 50.49 Fin: 1:27.90	(2) (5)	I1-Fin: 37.41	(11)	0.09 1.29	26.84		Avg: 74.91		
6	13	PALLAS Carmina	AND	Int1: 50.92 Fin: 1:28.03	(6) (6)	I1-Fin: 37.11	(6)	0.52 1.42	29.50		Avg: 74.80		
7	10	OVCHINIKOVA Daria	RUS	Int1: 50.57 Fin: 1:28.29	(3) (7)	I1-Fin: 37.72	(17)	0.17 1.68	34.80		Avg: 74.58		
8	22	BYRKJELAND Maren Nessen	NOR	Int1: 51.26 Fin: 1:28.61	(8) (8)	I1-Fin: 37.35	(10)	0.86 2.00	41.28		Avg: 74.31		
9	25	ARAI Makiko	JPN	Int1: 51.58 Fin: 1:28.81	(12) (9)	I1-Fin: 37.23	(8)	1.18 2.20	45.31		Avg: 74.14		
10	11	HALME Nina	FIN	Int1: 51.30 Fin: 1:28.83	(9) (10)	I1-Fin: 37.53	(14)	0.90 2.22	45.71		Avg: 74.12		
11	1	ALEXEEVA Nadezda	RUS	Int1: 51.94 Fin: 1:28.89	(18) (11)	I1-Fin: 36.95	(5)	1.54 2.28	46.91		Avg: 74.07		
12	16	PFEIFER Lisa	ITA	Int1: 51.49 Fin: 1:29.00	(11) (12)	I1-Fin: 37.51	(12)	1.09 2.39	49.12		Avg: 73.98		
13	5	KLICNAROVA Pavla	CZE	Int1: 51.91 Fin: 1:29.24	(17) (13)	I1-Fin: 37.33	(9)	1.51 2.63	53.90		Avg: 73.78		
14	18	PICCARD Lucie	FRA	Int1: 52.12 Fin: 1:29.34	(19) (14)	I1-Fin: 37.22	(7)	1.72 2.73	55.89		Avg: 73.70		
15	6	BOEUF Johanna	FRA	Int1: 51.80 Fin: 1:29.38	(16) (15)	I1-Fin: 37.58	(15)	1.40 2.77	56.68		Avg: 73.67		
16	2	STEVENS Victoria	CAN	Int1: 51.67 Fin: 1:29.68	(13) (16)	I1-Fin: 38.01	(19)	1.27 3.07	62.61		Avg: 73.42		
17	20	NICOLETTA Romane	FRA	Int1: 52.27 Fin: 1:29.88	(22) (17)	I1-Fin: 37.61	(16)	1.87 3.27	66.54		Avg: 73.26		
18	14	RAMENTOL Sara	AND	Int1: 51.67 Fin: 1:29.98	(13) (18)	I1-Fin: 38.31	(24)	1.27 3.37	68.50		Avg: 73.18		
19	32	PAU Nuria	ESP	Int1: 52.64 Fin: 1:30.16	(26) (19)	I1-Fin: 37.52	(13)	2.24 3.55	72.02		Avg: 73.03		
20	28	KMOCHOVA Tereza	CZE	Int1: 52.13 Fin: 1:30.27	(20) (20)	I1-Fin: 38.14	(20)	1.73 3.66	74.16		Avg: 72.94		
21	12	GANTNEROVA Jana	SVK	Int1: 51.71 Fin: 1:30.39	(15) (21)	I1-Fin: 38.68	(27)	1.31 3.78	76.49		Avg: 72.84		
22	24	BARGALLO Julia	ESP	Int1: 52.52 Fin: 1:30.70	(24) (22)	I1-Fin: 38.18	(21)	2.12 4.09	82.48		Avg: 72.60		



Performance Analysis by Rank

Number of Competitors: 43, Number of Countries: 17

Rank	Bib	Name	Country Code	Positions			Partials			Difference		Speed	
				Pos	Time	Rank	Pos	Time	Rank	Time	Dist (m)	Pos	(km/h)
23	17	SHKANOVA Maria	BLR	Int1: 52.48 (23) Fin: 1:30.72 (23)			I1-Fin: 38.24 (23)			2.08 4.11	82.86	Avg: 72.58	
24	23	SAALOVA Kristina	SVK	Int1: 52.58 (25) Fin: 1:30.80 (24)			I1-Fin: 38.22 (22)			2.18 4.19	84.40	Avg: 72.52	
25	34	GEBERT Martina	SUI	Int1: 52.90 (28) Fin: 1:30.85 (25)			I1-Fin: 37.95 (18)			2.50 4.24	85.36	Avg: 72.48	
26	21	STRAKOVA Bara	CZE	Int1: 52.18 (21) Fin: 1:30.91 (26)			I1-Fin: 38.73 (28)			1.78 4.30	86.51	Avg: 72.43	
27	7	POGREBITSKAYA Olga	RUS	Int1: 51.41 (10) Fin: 1:30.99 (27)			I1-Fin: 39.58 (33)			1.01 4.38	88.04	Avg: 72.36	
28	33	MARTINELLI Gaia	ITA	Int1: 53.02 (29) Fin: 1:31.59 (28)			I1-Fin: 38.57 (26)			2.62 4.98	99.45	Avg: 71.89	
29	35	GARIN Inda	ESP	Int1: 53.32 (30) Fin: 1:31.75 (29)			I1-Fin: 38.43 (25)			2.92 5.14	102.46	Avg: 71.76	
30	30	VIRKKULA Sohvi	FIN	Int1: 52.65 (27) Fin: 1:31.82 (30)			I1-Fin: 39.17 (30)			2.25 5.21	103.78	Avg: 71.71	
31	37	BOIX Mariona	ESP	Int1: 53.41 (31) Fin: 1:32.28 (31)			I1-Fin: 38.87 (29)			3.01 5.67	112.38	Avg: 71.35	
32	45	HONKONEN Jessica	FIN	Int1: 53.47 (32) Fin: 1:32.83 (32)			I1-Fin: 39.36 (32)			3.07 6.22	122.55	Avg: 70.93	
33	29	KAMENICKA Daniela	SVK	Int1: 54.08 (34) Fin: 1:33.27 (33)			I1-Fin: 39.19 (31)			3.68 6.66	130.60	Avg: 70.60	
34	43	RUDOLFOVA Veronika	CZE	Int1: 54.02 (33) Fin: 1:33.84 (34)			I1-Fin: 39.82 (34)			3.62 7.23	140.92	Avg: 70.17	
35	40	HOLM Sandra	FIN	Int1: 54.13 (35) Fin: 1:34.35 (35)			I1-Fin: 40.22 (36)			3.73 7.74	150.04	Avg: 69.79	
36	27	GROSVOLD Thea	NOR	Int1: 54.98 (36) Fin: 1:35.13 (36)			I1-Fin: 40.15 (35)			4.58 8.52	163.81	Avg: 69.21	
37	41	KLUSAK Magdalena	POL	Int1: 55.89 (37) Fin: 1:36.53 (37)			I1-Fin: 40.64 (37)			5.49 9.92	187.96	Avg: 68.21	
38	42	KIM Seo-Hyun	KOR	Int1: 56.91 (38) Fin: 1:38.77 (38)			I1-Fin: 41.86 (38)			6.51 12.16	225.18	Avg: 66.66	
39	36	LEE Hyun-Ji	KOR	Int1: 57.11 (39) Fin: 1:39.41 (39)			I1-Fin: 42.30 (39)			6.71 12.80	235.50	Avg: 66.23	
40	39	NOH Jin-Soul	KOR	Int1: 57.47 (40) Fin: 1:41.07 (40)			I1-Fin: 43.60 (41)			7.07 14.46	261.67	Avg: 65.15	
41	38	CHOE Jeong-Hyeon	KOR	Int1: 59.71 (41) Fin: 1:43.26 (41)			I1-Fin: 43.55 (40)			9.31 16.65	294.91	Avg: 63.77	
42	46	LEE Ga-Ram	KOR	Int1: 1:02.14 (43) Fin: 1:46.88 (42)			I1-Fin: 44.74 (42)			11.74 20.27	346.87	Avg: 61.61	
43	48	TYMCHENKO Roksana	UKR	Int1: 1:00.22 (42) Fin: 1:47.29 (43)			I1-Fin: 47.07 (43)			9.82 20.68	352.54	Avg: 61.37	



Performance Analysis by Rank

LEGEND

Avg	Average	Dist (m)	Distance in metres	Fin	Finish
Int1	Intermediate 1				
Pos	Intermediate position	Int	Intermediate		

6 FEB 2015 / Sierra Nevada (SPA) / 6344

ASW040101_77A 1.0

Report Created FRI 6 FEB 2015 16:21

Page 3/3



WINTER
UNIVERSIADE
GRANADA 2015



RESULT BOOK

ALPINE SKIING

Ladies' Alpine Combined



Entry List by Event

As of SAT 7 FEB 2015

Number of Competitors: 48, Number of Countries: 17

Country	FIS Code	Name	Date of Birth	FIS Points
AND - Andorra (2)	25194	PALLAS Carmina	3 JUN 1996	57.34 (172)
	25188	RAMENTOL Sara	27 SEP 1996	116.38 (402)
BLR - Belarus (1)	665009	SHKANOVA Maria	18 OCT 1989	68.47 (213)
CAN - Canada (2)	107447	GOULD Stephanie	18 JUL 1994	85.22 (276)
	106988	STEVENS Victoria	15 FEB 1990	146.67 (538)
CZE - Czech Republic (4)	155503	KLICNAROVA Pavla	2 JAN 1988	68.32 (212)
	155586	KMOCHOVA Tereza	26 SEP 1990	88.31 (282)
	155698	RUDOLFOVA Veronika	12 SEP 1993	223.29 (763)
	155740	STRAKOVA Bara	30 SEP 1994	90.35 (293)
ESP - Spain (4)	496138	BARGALLO Julia	13 JUN 1995	669.51 (1225)
	496176	BOIX Mariona	7 APR 1995	258.42 (825)
	495930	GARIN Inda	1 JUN 1992	230.34 (777)
	496055	PAU Nuria	24 FEB 1994	206.34 (716)
FIN - Finland (5)	185383	AHONEN Saana	3 MAY 1994	246.38 (809)
	185281	HALME Nina	25 JAN 1990	102.82 (345)
	185337	HOLM Sandra	20 NOV 1992	248.55 (814)
	185267	HONKONEN Jessica	16 APR 1989	-
	185357	VIRKKULA Sohvi	30 SEP 1993	298.94 (915)
FRA - France (3)	197808	BOEUF Johanna	11 APR 1997	77.29 (248)
	197521	NICOLETTA Romane	18 APR 1995	119.80 (430)
	197538	PICCARD Lucie	21 DEC 1994	45.49 (120)
ITA - Italy (2)	299072	MARTINELLI Gaia	5 JAN 1995	129.37 (486)
	298453	PFEIFER Lisa	4 MAY 1993	69.01 (215)
JPN - Japan (2)	307120	ARAI Makiko	12 JUN 1993	118.30 (417)
	306977	MUKOGAWA Sakurako	20 JAN 1992	117.17 (405)
KOR - Republic of Korea (6)	325115	CHOE Jeong-Hyeon	16 APR 1996	181.58 (656)
	325091	KIM Seo-Hyun	8 JUL 1991	197.10 (699)
	325113	KO Un-Sori	9 MAR 1995	353.27 (1015)
	325098	LEE Ga-Ram	26 APR 1992	639.18 (1214)
	325106	LEE Hyun-Ji	3 OCT 1994	179.06 (650)
	325118	NOH Jin-Soul	15 APR 1996	168.85 (617)
NOR - Norway (3)	426047	AASBERG Kristine Fausa	24 FEB 1994	372.65 (1036)
	426051	BYRKJELAND Maren Nessen	14 SEP 1994	175.68 (637)
	425803	GROSVOLD Thea	31 JAN 1990	139.80 (514)
POL - Poland (2)	435245	CHRAPEK Karolina	18 JAN 1990	44.95 (117)
	435347	KLUSAK Magdalena	6 NOV 1995	182.34 (659)



Entry List by Event

As of SAT 7 FEB 2015

Number of Competitors: 48, Number of Countries: 17

Country	FIS Code	Name	Date of Birth	FIS Points
RUS - Russian Federation (6)	485799	ALEXEEVA Nadezda	26 APR 1995	111.37 (380)
	485632	BEDAREVA Maria	3 MAR 1992	41.24 (104)
	485807	OVCHINIKOVA Daria	11 OCT 1995	84.20 (270)
	485868	POGREBITSKAYA Olga	7 MAR 1996	119.15 (424)
	485713	POPOVA Ekaterina	5 JUL 1993	-
	485749	PROKOPEVA Aleksandra	24 JUL 1994	42.70 (109)
SUI - Switzerland (1)	516002	GEBERT Martina	7 JAN 1989	235.76 (787)
SVK - Slovakia (3)	705349	GANTNEROVA Jana	15 JUL 1989	62.45 (191)
	705436	KAMENICKA Daniela	11 MAY 1996	96.23 (318)
	705377	SAALOVA Kristina	20 MAY 1991	66.68 (206)
SWE - Sweden (1)	506584	RAPAPORT Helena	26 AUG 1994	121.73 (441)
UKR - Ukraine (1)	695076	TYMCHENKO Roksana	15 JUN 1991	-

NOTE

Output includes skiers who are eligible to start.
After the team captains' meeting this output will be updated to show those skiers who actually start in an event.

7 FEB 2015 / Sierra Nevada (ESP) / 6345



Medallists

Medal	Name	Country
GOLD	OVCHINIKOVA Daria	RUS - Russian Federation
SILVER	KLICNAROVA Pavla	CZE - Czech Republic
BRONZE	BYRKJELAND Maren Nessen	NOR - Norway



Penalty Calculation

Best 10 at Finish

Rank	Bib	FIS Code	Name	Country Code	FIS Points	Best 5	Race Points
1	12	485807	OVCHINIKOVA Daria	RUS	84.20	84.20	0.00
2	13	155503	KLICNAROVA Pavla	CZE	68.32	68.32	2.72
3	29	426051	BYRKJELAND Maren Nessen	NOR	175.68		
4	43	426047	AASBERG Kristine Fausa	NOR	372.65		
5	4	705349	GANTNEROVA Jana	SVK	62.45	62.45	8.17
6	45	496138	BARGALLO Julia	ESP	669.51		
7	20	306977	MUKOGAWA Sakurako	JPN	117.17		
8	27	106988	MARTEL-STEVENS Victoria	CAN	146.67		
9	25	299072	MARTINELLI Gaia	ITA	129.37		
9	15	485632	BEDAREVA Maria	RUS	41.24	41.24	15.92
9	8	155586	KMOCHOVA Tereza	CZE	88.31	88.31	15.92

Best 5 FIS Points at Start

Rank	Bib	FIS Code	Name	Country Code	FIS Points
9	15	485632	BEDAREVA Maria	RUS	41.24
DNF	10	485749	PROKOPYEVA Aleksandra	RUS	42.70
DNF	14	435245	CHRAPEK Karolina	POL	44.95
DNF	7	197538	PICCARD Lucie	FRA	45.49
12	5	25194	PALLAS Carmina	AND	57.34

TOTALS:		
FIS Points of Best 5 at Start (B)	231.72	
FIS Points of Best at Finish in Top 10 (A)		344.52
Race Points of Corresponding Competitors (C)		42.73
Calculated Penalty (A+B-C) : 10 =>	53.351	
Rounded	53.35	
Category Adder	0.00	
Correction Value (Z)	0.00	
Calculated Penalty	53.35	
Penalty Applied	53.35	

Technical Delegate:
COZZI Marco (ITA) #826

LEGEND
DNF Did Not Finish

7 FEB 2015 / Sierra Nevada (ESP) / 6345

ASW105000_73G 1.0

Report Created SAT 7 FEB 2015 16:33

Page 1/1



Start List

Jury		
TD FIS	COZZI Marco	ITA
Referee	KRANJC Matjaz	FISU
Assistant Referee	FINANCE Lionel	RUS
Chief of Race	FRIAS Jose	ESP
Start Referee	ORTIZ Isabel	ESP
Finish Referee	OSUNA Jose Miguel	ESP

Race Information Slalom		
Course Setter	BAXTER Noel	ESP
Number of Gates	30	
Turning Gates	28	
Start Time	10:30	
Forerunners	A - I. LINACISORO	ESP
	B - E. PARELLADA	ESP
	C - H. GUERRERO	CHI
	D - F. CARRERO	ESP
	E - A. ROMANOVA	RUS
	F - A. OLLER	ESP
	G - A. VALERO	ESP

Technical Data		
Course Name	Universiada	Universiada
Start Altitude	2675 m	2530 m
Finish Altitude	2270 m	2320 m
Vertical Drop	405 m	200 m
Course Length	1700 m	
Homologation Number	10991/09/13	10994/09/13

Race Information Slalom		
Course Setter	PEYTHIEU Fabien	RUS
Number of Gates		
Turning Gates		
Start Time	15:00	
Forerunners	A - I. LINACISORO	ESP
	B - E. PARELLADA	ESP
	C - H. GUERRERO	CHI
	D - F. CARRERO	ESP
	E - A. ROMANOVA	RUS
	F - A. OLLER	ESP
	G - A. VALERO	ESP

Number of Competitors: 48, Number of Countries: 17

Bib	FIS Code	Name	YB	Country Code	Slalom
1	107447	GOULD Stephanie	1994	CAN	_____
2	705377	SAALOVA Kristina	1991	SVK	_____
3	197808	BOEUF Johanna	1997	FRA	_____
4	705349	GANTNEROVA Jana	1989	SVK	_____
5	25194	PALLAS Carmina	1996	AND	_____
6	298453	PFEIFER Lisa	1993	ITA	_____
7	197538	PICCARD Lucie	1994	FRA	_____
8	155586	KMOCHOVA Tereza	1990	CZE	_____
9	155740	STRAKOVA Bara	1994	CZE	_____
10	485749	PROKOPYEVA Aleksandra	1994	RUS	_____
11	665009	SHKANOVA Maria	1989	BLR	_____
12	485807	OVCHNIKOVA Daria	1995	RUS	_____
13	155503	KLICNAROVA Pavla	1988	CZE	_____
14	435245	CHRAPEK Karolina	1990	POL	_____
15	485632	BEDAREVA Maria	1992	RUS	_____
16	705436	KAMENICKA Daniela	1996	SVK	_____
17	185281	HALME Nina	1990	FIN	_____
18	485799	ALEXEEVA Nadezda	1995	RUS	_____
19	25188	RAMENTOL Sara	1996	AND	_____
20	306977	MUKOGAWA Sakurako	1992	JPN	_____
21	307120	ARAI Makiko	1993	JPN	_____

7 FEB 2015 / Sierra Nevada (ESP) / 6345



Start List

Number of Competitors: 48, Number of Countries: 17

Bib	FIS Code	Name	YB	Country Code	Slalom
22	485868	POGREBITSKAYA Olga	1996	RUS	_____
23	197521	NICOLETTA Romane	1995	FRA	_____
24	506584	RAPAPORT Helena	1994	SWE	_____
25	299072	MARTINELLI Gaia	1995	ITA	_____
26	425803	GROSVOLD Thea	1990	NOR	_____
27	106988	STEVENS Victoria	1990	CAN	_____
28	325118	NOH Jin-Soul	1996	KOR	_____
29	426051	BYRKJELAND Maren Nessen	1994	NOR	_____
30	325106	LEE Hyun-Ji	1994	KOR	_____
31	325115	CHOE Jeong-Hyeon	1996	KOR	_____
32	435347	KLUSAK Magdalena	1995	POL	_____
33	325091	KIM Seo-Hyun	1991	KOR	_____
34	496055	PAU Nuria	1994	ESP	_____
35	155698	RUDOLFOVA Veronika	1993	CZE	_____
36	495930	GARIN Inda	1992	ESP	_____
37	516002	GEBERT Martina	1989	SUI	_____
38	185383	AHONEN Saana	1994	FIN	_____
39	185337	HOLM Sandra	1992	FIN	_____
40	496176	BOIX Mariona	1995	ESP	_____
41	185357	VIRKKULA Sohvi	1993	FIN	_____
42	325113	KO Un-Sori	1995	KOR	_____
43	426047	AASBERG Kristine Fausa	1994	NOR	_____
44	325098	LEE Ga-Ram	1992	KOR	_____
45	496138	BARGALLO Julia	1995	ESP	_____
46	485713	POPOVA Ekaterina	1993	RUS	_____
47	695076	TYMCHENKO Roksana	1991	UKR	_____
48	185267	HONKONEN Jessica	1989	FIN	_____

LEGEND

YB Year of Birth

7 FEB 2015 / Sierra Nevada (ESP) / 6345

ASW105B01_51C 3.0

Report Created SAT 7 FEB 2015 9:34

Page 2/2



Official Result List

Jury			Technical Data			Super-G			Slalom		
TD FIS	COZZI Marco	ITA	Course Name	Universiada		Universiada		Universiada			
Referee	KRANJC Matjaz	FISU	Start Altitude	2675 m		2530 m					
Assistant Referee	FINANCE Lionel	RUS	Finish Altitude	2270 m		2350 m					
Chief of Race	FRIAS Jose	ESP	Vertical Drop	405 m		180 m					
Start Referee	ORTIZ Isabel	ESP	Course Length	1700 m							
Finish Referee	OSUNA Jose Miguel	ESP	Homologation Number	10991/09/13		10994/09/13					
Race Information Slalom			Race Information Slalom								
Course Setter	BAXTER Noel	ESP	Course Setter	PEYTHIEU Fabien		RUS					
Number of Gates	30		Number of Gates								
Turning Gates	28		Turning Gates								
Start Time	10:30		Start Time	15:00							
Forerunners	A - I. LINACISORO	ESP	Forerunners	A - I. LINACISORO	ESP						
	B - E. PARELLADA	ESP		B - E. PARELLADA	ESP						
	C - H. GUERRERO	CHI		C - H. GUERRERO	CHI						
	D - F. CARRERO	ESP		D - F. CARRERO	ESP						
	E - A. ROMANOVA	RUS		E - A. ROMANOVA	RUS						
	F - A. OLLER	ESP		F - A. OLLER	ESP						
	G - A. VALERO	ESP		G - A. VALERO	ESP						

Weather: SUNNY Snow: COMPACT Temperature - Start: -12.0 °C / 10.4 °F Finish: -12.0 °C / 10.4 °F

Number of Competitors: 48, Number of Countries: 17

Rank	Bib	FIS Code	Name	YB	Country Code	Time	Difference
1	14	435245	CHRAPEK Karolina	1990	POL	1:02.04	
2	15	485632	BEDAREVA Maria	1992	RUS	1:02.38	0.34
3	12	485807	OVCHINIKOVA Daria	1995	RUS	1:02.49	0.45
4	10	485749	PROKOPYEVA Aleksandra	1994	RUS	1:02.56	0.52
5	13	155503	KLICNAROVA Pavla	1988	CZE	1:02.79	0.75
6	17	185281	HALME Nina	1990	FIN	1:02.90	0.86
7	5	25194	PALLAS Carmina	1996	AND	1:03.06	1.02
8	8	155586	KMOCHOVA Tereza	1990	CZE	1:03.08	1.04
9	6	298453	PFEIFER Lisa	1993	ITA	1:03.19	1.15
10	22	485868	POGREBITSKAYA Olga	1996	RUS	1:03.25	1.21
11	1	107447	GOULD Stephanie	1994	CAN	1:03.51	1.47
12	43	426047	AASBERG Kristine Fausa	1994	NOR	1:03.60	1.56
13	25	299072	MARTINELLI Gaia	1995	ITA	1:03.68	1.64
13	18	485799	ALEXEEVA Nadezda	1995	RUS	1:03.68	1.64
15	27	106988	MARTEL-STEVENS Victoria	1990	CAN	1:03.80	1.76
16	29	426051	BYRKJELAND Maren Nessen	1994	NOR	1:03.86	1.82
17	21	307120	ARAI Makiko	1993	JPN	1:04.00	1.96
17	9	155740	STRAKOVA Bara	1994	CZE	1:04.00	1.96
19	7	197538	PICCARD Lucie	1994	FRA	1:04.01	1.97

7 FEB 2015 / Sierra Nevada (ESP) / 6345



Official Result List

Number of Competitors: 48, Number of Countries: 17

Rank	Bib	FIS Code	Name	YB	Country Code	Time	Difference
20	45	496138	BARGALLO Julia	1995	ESP	1:04.15	2.11
21	34	496055	PAU Nuria	1994	ESP	1:04.16	2.12
22	4	705349	GANTNEROVA Jana	1989	SVK	1:04.22	2.18
23	37	516002	GEBERT Martina	1989	SUI	1:04.42	2.38
24	2	705377	SAALOVA Kristina	1991	SVK	1:04.51	2.47
25	11	665009	SHKANOVA Maria	1989	BLR	1:04.55	2.51
26	20	306977	MUKOGAWA Sakurako	1992	JPN	1:04.69	2.65
27	41	185357	VIRKKULA Sohvi	1993	FIN	1:05.32	3.28
28	36	495930	GARIN Inda	1992	ESP	1:05.39	3.35
29	40	496176	BOIX Mariona	1995	ESP	1:05.42	3.38
30	16	705436	KAMENICKA Daniela	1996	SVK	1:05.60	3.56
31	48	185267	HONKONEN Jessica	1989	FIN	1:05.62	3.58
32	35	155698	RUDOLFOVA Veronika	1993	CZE	1:05.73	3.69
33	38	185383	AHONEN Saana	1994	FIN	1:05.95	3.91
34	39	185337	HOLM Sandra	1992	FIN	1:05.98	3.94
35	46	485713	POPOVA Ekaterina	1993	RUS	1:06.23	4.19
36	26	425803	GROSVOLD Thea	1990	NOR	1:06.65	4.61
37	32	435347	KLUSAK Magdalena	1995	POL	1:07.64	5.60
38	30	325106	LEE Hyun-Ji	1994	KOR	1:08.87	6.83
39	31	325115	CHOE Jeong-Hyeon	1996	KOR	1:08.99	6.95
40	28	325118	NOH Jin-Soul	1996	KOR	1:09.01	6.97
41	33	325091	KIM Seo-Hyun	1991	KOR	1:09.80	7.76
42	44	325098	LEE Ga-Ram	1992	KOR	1:12.97	10.93
43	47	695076	TYMCHENKO Roksana	1991	UKR	1:13.91	11.87
44	42	325113	KO Un-Sori	1995	KOR	1:14.24	12.20

DID NOT FINISH SUPER-G: 4 competitors

3	197808	BOEUF Johanna	1997	FRA
19	25188	RAMENTOL Sara	1996	AND
23	197521	NICOLETTA Romane	1995	FRA
24	506584	RAPAPORT Helena	1994	SWE

LEGEND

YB Year of Birth

7 FEB 2015 / Sierra Nevada (ESP) / 6345



Performance Analysis by Rank

Number of Competitors: 44, Number of Countries: 16

Rank	Bib	Name	Country Code	Positions			Partials			Difference Time
				Run 1: Pos	Int1: Time	Rank	I1-Fin: Pos	Time	Rank	
1	14	CHRAPEK Karolina	POL	Run 1: 1	Int1: 25.14 Fin: 1:02.04	(3) (1)	I1-Fin: 36.90	(1)	0.10 0.00	
2	15	BEDAREVA Maria	RUS	Run 1: 2	Int1: 25.04 Fin: 1:02.38	(1) (2)	I1-Fin: 37.34	(5)	0.00 0.34	
3	12	OVCHINIKOVA Daria	RUS	Run 1: 3	Int1: 25.10 Fin: 1:02.49	(2) (3)	I1-Fin: 37.39	(7)	0.06 0.45	
4	10	PROKOPYEVA A.	RUS	Run 1: 4	Int1: 25.37 Fin: 1:02.56	(4) (4)	I1-Fin: 37.19	(2)	0.33 0.52	
5	13	KLICNAROVA Pavla	CZE	Run 1: 5	Int1: 25.59 Fin: 1:02.79	(7) (5)	I1-Fin: 37.20	(3)	0.55 0.75	
6	17	HALME Nina	FIN	Run 1: 6	Int1: 25.49 Fin: 1:02.90	(6) (6)	I1-Fin: 37.41	(8)	0.45 0.86	
7	5	PALLAS Carmina	AND	Run 1: 7	Int1: 25.74 Fin: 1:03.06	(11) (7)	I1-Fin: 37.32	(4)	0.70 1.02	
8	8	KMOCHOVA Tereza	CZE	Run 1: 8	Int1: 25.44 Fin: 1:03.08	(5) (8)	I1-Fin: 37.64	(10)	0.40 1.04	
9	6	PFEIFER Lisa	ITA	Run 1: 9	Int1: 25.83 Fin: 1:03.19	(13) (9)	I1-Fin: 37.36	(6)	0.79 1.15	
10	22	POGREBITSKAYA Olga	RUS	Run 1: 10	Int1: 25.64 Fin: 1:03.25	(8) (10)	I1-Fin: 37.61	(9)	0.60 1.21	
11	1	GOULD Stephanie	CAN	Run 1: 11	Int1: 25.79 Fin: 1:03.51	(12) (11)	I1-Fin: 37.72	(13)	0.75 1.47	
12	43	AASBERG Kristine Fausa	NOR	Run 1: 12	Int1: 25.87 Fin: 1:03.60	(15) (12)	I1-Fin: 37.73	(14)	0.83 1.56	
13	25	MARTINELLI Gaia	ITA	Run 1: 13	Int1: 25.64 Fin: 1:03.68	(8) (13)	I1-Fin: 38.04	(18)	0.60 1.64	
13	18	ALEXEEVA Nadezda	RUS	Run 1: 14	Int1: 26.02 Fin: 1:03.68	(17) (13)	I1-Fin: 37.66	(11)	0.98 1.64	
15	27	MARTEL-STEVENS V.	CAN	Run 1: 15	Int1: 26.10 Fin: 1:03.80	(19) (15)	I1-Fin: 37.70	(12)	1.06 1.76	
16	29	BYRKJELAND Maren	NOR	Run 1: 16	Int1: 26.03 Fin: 1:03.86	(18) (16)	I1-Fin: 37.83	(16)	0.99 1.82	
17	21	ARAI Makiko	JPN	Run 1: 17	Int1: 25.86 Fin: 1:04.00	(14) (17)	I1-Fin: 38.14	(21)	0.82 1.96	
17	9	STRAKOVA Bara	CZE	Run 1: 18	Int1: 25.65 Fin: 1:04.00	(10) (17)	I1-Fin: 38.35	(24)	0.61 1.96	
19	7	PICCARD Lucie	FRA	Run 1: 19	Int1: 26.11 Fin: 1:04.01	(20) (19)	I1-Fin: 37.90	(17)	1.07 1.97	
20	45	BARGALLO Julia	ESP	Run 1: 20	Int1: 26.33 Fin: 1:04.15	(26) (20)	I1-Fin: 37.82	(15)	1.29 2.11	
21	34	PAU Nuria	ESP	Run 1: 21	Int1: 26.11 Fin: 1:04.16	(20) (21)	I1-Fin: 38.05	(20)	1.07 2.12	
22	4	GANTNEROVA Jana	SVK	Run 1: 22	Int1: 25.91 Fin: 1:04.22	(16) (22)	I1-Fin: 38.31	(23)	0.87 2.18	



Performance Analysis by Rank

Number of Competitors: 44, Number of Countries: 16

Rank	Bib	Name	Country Code	Positions			Partials			Difference Time
				Run 1: Pos	Int1: Time	Rank	I1-Fin: Pos	Time	Rank	
23	37	GEBERT Martina	SUI	Run 1: 26.22 (24)	Int1: 1:04.42 (23)		I1-Fin: 38.20 (22)		1.18 2.38	
24	2	SAALOVA Kristina	SVK	Run 1: 26.47 (29)	Int1: 1:04.51 (24)		I1-Fin: 38.04 (18)		1.43 2.47	
25	11	SHKANOVA Maria	BLR	Run 1: 26.17 (23)	Int1: 1:04.55 (25)		I1-Fin: 38.38 (25)		1.13 2.51	
26	20	MUKOGAWA Sakurako	JPN	Run 1: 26.12 (22)	Int1: 1:04.69 (26)		I1-Fin: 38.57 (27)		1.08 2.65	
27	41	VIRKKULA Sohvi	FIN	Run 1: 26.35 (27)	Int1: 1:05.32 (27)		I1-Fin: 38.97 (29)		1.31 3.28	
28	36	GARIN Inda	ESP	Run 1: 26.38 (28)	Int1: 1:05.39 (28)		I1-Fin: 39.01 (31)		1.34 3.35	
29	40	BOIX Mariona	ESP	Run 1: 27.01 (35)	Int1: 1:05.42 (29)		I1-Fin: 38.41 (26)		1.97 3.38	
30	16	KAMENICKA Daniela	SVK	Run 1: 26.31 (25)	Int1: 1:05.60 (30)		I1-Fin: 39.29 (34)		1.27 3.56	
31	48	HONKONEN Jessica	FIN	Run 1: 26.55 (30)	Int1: 1:05.62 (31)		I1-Fin: 39.07 (32)		1.51 3.58	
32	35	RUDOLFOVA Veronika	CZE	Run 1: 26.98 (33)	Int1: 1:05.73 (32)		I1-Fin: 38.75 (28)		1.94 3.69	
33	38	AHONEN Saana	FIN	Run 1: 26.61 (31)	Int1: 1:05.95 (33)		I1-Fin: 39.34 (35)		1.57 3.91	
34	39	HOLM Sandra	FIN	Run 1: 27.00 (34)	Int1: 1:05.98 (34)		I1-Fin: 38.98 (30)		1.96 3.94	
35	46	POPOVA Ekaterina	RUS	Run 1: 27.04 (36)	Int1: 1:06.23 (35)		I1-Fin: 39.19 (33)		2.00 4.19	
36	26	GROSVOLD Thea	NOR	Run 1: 26.96 (32)	Int1: 1:06.65 (36)		I1-Fin: 39.69 (36)		1.92 4.61	
37	32	KLUSAK Magdalena	POL	Run 1: 27.25 (37)	Int1: 1:07.64 (37)		I1-Fin: 40.39 (37)		2.21 5.60	
38	30	LEE Hyun-Ji	KOR	Run 1: 28.18 (39)	Int1: 1:08.87 (38)		I1-Fin: 40.69 (39)		3.14 6.83	
39	31	CHOE Jeong-Hyeon	KOR	Run 1: 28.39 (40)	Int1: 1:08.99 (39)		I1-Fin: 40.60 (38)		3.35 6.95	
40	28	NOH Jin-Soul	KOR	Run 1: 27.82 (38)	Int1: 1:09.01 (40)		I1-Fin: 41.19 (40)		2.78 6.97	
41	33	KIM Seo-Hyun	KOR	Run 1: 28.49 (41)	Int1: 1:09.80 (41)		I1-Fin: 41.31 (41)		3.45 7.76	
42	44	LEE Ga-Ram	KOR	Run 1: 29.63 (43)	Int1: 1:12.97 (42)		I1-Fin: 43.34 (42)		4.59 10.93	
43	47	TYMCHENKO Roksana	UKR	Run 1: 29.21 (42)	Int1: 1:13.91 (43)		I1-Fin: 44.70 (44)		4.17 11.87	
44	42	KO Un-Sori	KOR	Run 1: 30.36 (44)	Int1: 1:14.24 (44)		I1-Fin: 43.88 (43)		5.32 12.20	



Performance Analysis by Rank

LEGEND

Avg	Average	Dist (m)	Distance in metres	Fin	Finish
Int1	Intermediate 1				
Pos	Intermediate position	Int	Intermediate		

7 FEB 2015 / Sierra Nevada (ESP) / 6345

ASW105000_77A 2.0

Report Created SAT 7 FEB 2015 12:19

Page 3/3



Start List

Jury		
TD FIS	COZZI Marco	ITA
Referee	KRANJC Matjaz	FISU
Assistant Referee	FINANCE Lionel	RUS
Chief of Race	FRIAS Jose	ESP
Start Referee	ORTIZ Isabel	ESP
Finish Referee	OSUNA Jose Miguel	ESP

Technical Data	Super-G	Slalom
Course Name	Universiada	Universiada
Start Altitude	2675 m	2525 m
Finish Altitude	2270 m	2350 m
Vertical Drop	405 m	175 m
Course Length	1700 m	
Homologation Number	10991/09/13	10994/09/13

Race Information Slalom		
Course Setter	BAXTER Noel	ESP
Number of Gates	30	
Turning Gates	28	
Start Time	10:30	
Forerunners	A - I. LINACISORO	ESP
	B - E. PARELLADA	ESP
	C - H. GUERRERO	CHI
	D - F. CARRERO	ESP
	E - A. ROMANOVA	RUS
	F - A. OLLER	ESP
	G - A. VALERO	ESP

Race Information Slalom		
Course Setter	PEYTHIEU Fabien	RUS
Number of Gates	52	
Turning Gates	51	
Start Time	15:00	
Forerunners	A - I. LINACISORO	ESP
	B - E. PARELLADA	ESP
	C - H. GUERRERO	CHI
	D - F. CARRERO	ESP
	E - A. ROMANOVA	RUS
	F - A. OLLER	ESP
	G - A. VALERO	ESP

Number of Competitors: 44, Number of Countries: 16

Start Order	Bib	FIS Code	Name	YB	Country Code	Super-G	Diff.	Rank	Slalom	Total
1	16	705436	KAMENICKA Daniela	1996	SVK	1:05.60	3.56	30		
2	40	496176	BOIX Mariona	1995	ESP	1:05.42	3.38	29		
3	36	495930	GARIN Inda	1992	ESP	1:05.39	3.35	28		
4	41	185357	VIRKKULA Sohvi	1993	FIN	1:05.32	3.28	27		
5	20	306977	MUKOGAWA Sakurako	1992	JPN	1:04.69	2.65	26		
6	11	665009	SHKANOVA Maria	1989	BLR	1:04.55	2.51	25		
7	2	705377	SAALOVA Kristina	1991	SVK	1:04.51	2.47	24		
8	37	516002	GEBERT Martina	1989	SUI	1:04.42	2.38	23		
9	4	705349	GANTNEROVA Jana	1989	SVK	1:04.22	2.18	22		
10	34	496055	PAU Nuria	1994	ESP	1:04.16	2.12	21		
11	45	496138	BARGALLO Julia	1995	ESP	1:04.15	2.11	20		
12	7	197538	PICCARD Lucie	1994	FRA	1:04.01	1.97	19		
13	9	155740	STRAKOVA Bara	1994	CZE	1:04.00	1.96	17		
14	21	307120	ARAI Makiko	1993	JPN	1:04.00	1.96	17		
15	29	426051	BYRKJELAND Maren Nessen	1994	NOR	1:03.86	1.82	16		
16	27	106988	MARTEL-STEVENS Victoria	1990	CAN	1:03.80	1.76	15		
17	18	485799	ALEXEEVA Nadezda	1995	RUS	1:03.68	1.64	13		
18	25	299072	MARTINELLI Gaia	1995	ITA	1:03.68	1.64	13		
19	43	426047	AASBERG Kristine Fausa	1994	NOR	1:03.60	1.56	12		
20	1	107447	GOULD Stephanie	1994	CAN	1:03.51	1.47	11		
21	22	485868	POGREBITSKAYA Olga	1996	RUS	1:03.25	1.21	10		

7 FEB 2015 / Sierra Nevada (ESP) / 6345



Start List

Number of Competitors: 44, Number of Countries: 16

Start Order	Bib	FIS Code	Name	YB	Country Code	Super-G	Diff.	Rank	Slalom	Total
22	6	298453	PFEIFER Lisa	1993	ITA	1:03.19	1.15	9		
23	8	155586	KMOCHOVA Tereza	1990	CZE	1:03.08	1.04	8		
24	5	25194	PALLAS Carmina	1996	AND	1:03.06	1.02	7		
25	17	185281	HALME Nina	1990	FIN	1:02.90	0.86	6		
26	13	155503	KLICNAROVA Pavla	1988	CZE	1:02.79	0.75	5		
27	10	485749	PROKOPYEVA Aleksandra	1994	RUS	1:02.56	0.52	4		
28	12	485807	OVCHINIKOVA Daria	1995	RUS	1:02.49	0.45	3		
29	15	485632	BEDAREVA Maria	1992	RUS	1:02.38	0.34	2		
30	14	435245	CHRAPEK Karolina	1990	POL	1:02.04	0.00	1		
31	48	185267	HONKONEN Jessica	1989	FIN	1:05.62	3.58	31		
32	35	155698	RUDOLFOVA Veronika	1993	CZE	1:05.73	3.69	32		
33	38	185383	AHONEN Saana	1994	FIN	1:05.95	3.91	33		
34	39	185337	HOLM Sandra	1992	FIN	1:05.98	3.94	34		
35	46	485713	POPOVA Ekaterina	1993	RUS	1:06.23	4.19	35		
36	26	425803	GROSVOLD Thea	1990	NOR	1:06.65	4.61	36		
37	32	435347	KLUSAK Magdalena	1995	POL	1:07.64	5.60	37		
38	30	325106	LEE Hyun-Ji	1994	KOR	1:08.87	6.83	38		
39	31	325115	CHOE Jeong-Hyeon	1996	KOR	1:08.99	6.95	39		
40	28	325118	NOH Jin-Soul	1996	KOR	1:09.01	6.97	40		
41	33	325091	KIM Seo-Hyun	1991	KOR	1:09.80	7.76	41		
42	44	325098	LEE Ga-Ram	1992	KOR	1:12.97	10.93	42		
43	47	695076	TYMCHENKO Roksana	1991	UKR	1:13.91	11.87	43		
44	42	325113	KO Un-Sori	1995	KOR	1:14.24	12.20	44		

LEGEND

YB Year of Birth

7 FEB 2015 / Sierra Nevada (ESP) / 6345



Official Result List

Jury		
TD FIS	COZZI Marco	ITA
Referee	KRANJC Matjaz	FISU
Assistant Referee	FINANCE Lionel	RUS
Chief of Race	FRIAS Jose	ESP
Start Referee	ORTIZ Isabel	ESP
Finish Referee	OSUNA Jose Miguel	ESP

Technical Data	Super-G	Slalom
Course Name	Universiada	Universiada
Start Altitude	2675 m	2525 m
Finish Altitude	2270 m	2350 m
Vertical Drop	405 m	175 m
Course Length	1700 m	
Homologation Number	10991/09/13	10994/09/13

Race Information Super-G		
Course Setter	BAXTER Noel	ESP
Number of Gates	30	
Turning Gates	28	
Start Time	10:30	
Forerunners	A - I. LINACISORO	ESP
	B - E. PARELLADA	ESP
	C - H. GUERRERO	CHI
	D - F. CARRERO	ESP
	E - A. ROMANOVA	RUS
	F - A. OLLER	ESP
	G - A. VALERO	ESP

Race Information Slalom		
Course Setter	PEYTHIEU Fabien	RUS
Number of Gates	52	
Turning Gates	51	
Start Time	15:00	
Forerunners	A - I. LINACISORO	ESP
	B - E. PARELLADA	ESP
	C - H. GUERRERO	CHI
	D - F. CARRERO	ESP
	E - A. ROMANOVA	RUS
	F - A. OLLER	ESP
	G - A. VALERO	ESP

Weather: CLOUDY Snow: COMPACT Temperature - Start: -10.0 °C / 14.0 °F Finish: -10.0 °C / 14.0 °F F-factor: 1150

Number of Competitors: 48, Number of Countries: 17

Rank	Bib	FIS Code	Name	YB	Country Code	Super-G		Slalom		Total	Diff.	Race Points
						Time	Rank	Time	Rank			
1	12	485807	OVCHNIKOVA Daria	1995	RUS	1:02.49	(3)	47.31	(10)	1:49.80		0.00
2	13	155503	KLICNAROVA Pavla	1988	CZE	1:02.79	(5)	47.27	(9)	1:50.06	0.26	2.72
3	29	426051	BYRKJELAND Maren	1994	NOR	1:03.86	(16)	46.35	(2)	1:50.21	0.41	4.29
4	43	426047	AASBERG Kristine Fausa	1994	NOR	1:03.60	(12)	46.62	(6)	1:50.22	0.42	4.40
5	4	705349	GANTNEROVA Jana	1989	SVK	1:04.22	(22)	46.36	(3)	1:50.58	0.78	8.17
6	45	496138	BARGALLO Julia	1995	ESP	1:04.15	(20)	46.64	(7)	1:50.79	0.99	10.37
7	20	306977	MUKOGAWA Sakurako	1992	JPN	1:04.69	(26)	46.18	(1)	1:50.87	1.07	11.21
8	27	106988	MARTEL-STEVENS Victoria	1990	CAN	1:03.80	(15)	47.50	(12)	1:51.30	1.50	15.71
9	25	299072	MARTINELLI Gaia	1995	ITA	1:03.68	(13)	47.64	(14)	1:51.32	1.52	15.92
9	15	485632	BEDAREVA Maria	1992	RUS	1:02.38	(2)	48.94	(17)	1:51.32	1.52	15.92
9	8	155586	KMOCHOVA Tereza	1990	CZE	1:03.08	(8)	48.24	(15)	1:51.32	1.52	15.92
12	5	25194	PALLAS Carmina	1996	AND	1:03.06	(7)	48.31	(16)	1:51.37	1.57	16.44
13	11	665009	SHKANOVA Maria	1989	BLR	1:04.55	(25)	46.97	(8)	1:51.52	1.72	18.01
14	41	185357	VIRKKULA Sohvi	1993	FIN	1:05.32	(27)	46.49	(4)	1:51.81	2.01	21.05
15	16	705436	KAMENICKA Daniela	1996	SVK	1:05.60	(30)	46.60	(5)	1:52.20	2.40	25.14
16	17	185281	HALME Nina	1990	FIN	1:02.90	(6)	49.42	(18)	1:52.32	2.52	26.39

#826



Official Result List

Number of Competitors: 48, Number of Countries: 17

Rank	Bib	FIS Code	Name	YB	Country Code	Super-G		Slalom		Total	Diff.	Race Points
						Time	Rank	Time	Rank			
17	36	495930	GARIN Inda	1992	ESP	1:05.39	(28)	47.31	(10)	1:52.70	2.90	30.37
18	35	155698	RUDOLFOVA Veronika	1993	CZE	1:05.73	(32)	47.62	(13)	1:53.35	3.55	37.18
19	22	485868	POGREBITSKAYA Olga	1996	RUS	1:03.25	(10)	50.69	(19)	1:53.94	4.14	43.36
20	48	185267	HONKONEN Jessica	1989	FIN	1:05.62	(31)	52.39	(23)	1:58.01	8.21	85.99
21	30	325106	LEE Hyun-Ji	1994	KOR	1:08.87	(38)	51.07	(20)	1:59.94	10.14	106.20
22	33	325091	KIM Seo-Hyun	1991	KOR	1:09.80	(41)	51.85	(21)	2:01.65	11.85	124.11
23	47	695076	TYMCHENKO Roksana	1991	UKR	1:13.91	(43)	52.06	(22)	2:05.97	16.17	169.36
24	44	325098	LEE Ga-Ram	1992	KOR	1:12.97	(42)	57.90	(24)	2:10.87	21.07	220.68
25	37	516002	GEBERT Martina	1989	SUI	1:04.42	(23)	1:12.93	(25)	2:17.35	27.55	288.55
26	6	298453	PFEIFER Lisa	1993	ITA	1:03.19	(9)	1:33.89	(26)	2:37.08	47.28	495.19

DID NOT FINISH SUPER-G: 4 competitors

3	197808	BOEUF Johanna	1997	FRA
19	25188	RAMENTOL Sara	1996	AND
23	197521	NICOLETTA Romane	1995	FRA
24	506584	RAPAPORT Helena	1994	SWE

DID NOT FINISH SLALOM: 15 competitors

1	107447	GOULD Stephanie	1994	CAN
2	705377	SAALOVA Kristina	1991	SVK
7	197538	PICCARD Lucie	1994	FRA
9	155740	STRAKOVA Bara	1994	CZE
10	485749	PROKOPYEVA Aleksandra	1994	RUS
14	435245	CHRAPEK Karolina	1990	POL
18	485799	ALEXEEVA Nadezda	1995	RUS
31	325115	CHOE Jeong-Hyeon	1996	KOR
32	435347	KLUSAK Magdalena	1995	POL
34	496055	PAU Nuria	1994	ESP
38	185383	AHONEN Saana	1994	FIN
39	185337	HOLM Sandra	1992	FIN
40	496176	BOIX Marionna	1995	ESP
42	325113	KO Un-Sori	1995	KOR
46	485713	POPOVA Ekaterina	1993	RUS

DISQUALIFIED SLALOM: 3 competitors

21	307120	ARAI Makiko	1993	JPN	Gate 52	Rule 629.3
26	425803	GROSVOLD Thea	1990	NOR	Gate 38 52	Rule 629.3
28	325118	NOH Jin-Soul	1996	KOR	Gate 52	Rule 629.3

#826



Official Result List

Reason for disqualification:

629.3 Does not pass through the gate correctly

Technical Delegate:
COZZI Marco (ITA) #826

LEGEND

YB Year of Birth

7 FEB 2015 / Sierra Nevada (ESP) / 6345

ASW105000_73E 2.0

Report Created SAT 7 FEB 2015 17:08

Page 3/3



Performance Analysis by Rank

Number of Competitors: 26, Number of Countries: 14

Rank	Bib	Name	Country Code	Positions			Partials			Difference		Speed	
				Pos	Time	Rank	Pos	Time	Rank	Time	Dist (m)	Pos	(km/h) Rank
1	12	OVCHNIKOVA Daria	RUS	Run 1:	Int1: 25.10 (0)	(7)	I1-Fin:	37.39	(7)	0.06	0.45	1.13	0.00
				Fin: 1:02.49 (0)									
				Run 2:	Fin: 47.31 (10)								
				Total:	Fin: 1:49.80 (1)								
2	13	KLICNAROVA Pavla	CZE	Run 1:	Int1: 25.59 (0)	(3)	I1-Fin:	37.20	(3)	0.55	0.75	1.09	0.26
				Fin: 1:02.79 (0)									
				Run 2:	Fin: 47.27 (9)								
				Total:	Fin: 1:50.06 (2)								
3	29	BYRKJELAND Maren	NOR	Run 1:	Int1: 26.03 (0)	(16)	I1-Fin:	37.83	(16)	0.99	1.82	0.17	0.41
				Fin: 1:03.86 (0)									
				Run 2:	Fin: 46.35 (2)								
				Total:	Fin: 1:50.21 (3)								
4	43	AASBERG Kristine Fausa	NOR	Run 1:	Int1: 25.87 (0)	(14)	I1-Fin:	37.73	(14)	0.83	1.56	0.44	0.42
				Fin: 1:03.60 (0)									
				Run 2:	Fin: 46.62 (6)								
				Total:	Fin: 1:50.22 (4)								
5	4	GANTNEROVA Jana	SVK	Run 1:	Int1: 25.91 (0)	(23)	I1-Fin:	38.31	(23)	0.87	2.18	0.18	0.78
				Fin: 1:04.22 (0)									
				Run 2:	Fin: 46.36 (3)								
				Total:	Fin: 1:50.58 (5)								
6	45	BARGALLO Julia	ESP	Run 1:	Int1: 26.33 (0)	(15)	I1-Fin:	37.82	(15)	1.29	2.11	0.46	0.99
				Fin: 1:04.15 (0)									
				Run 2:	Fin: 46.64 (7)								
				Total:	Fin: 1:50.79 (6)								
7	20	MUKOGAWA Sakurako	JPN	Run 1:	Int1: 26.12 (0)	(27)	I1-Fin:	38.57	(27)	1.08	2.65	0.00	1.07
				Fin: 1:04.69 (0)									
				Run 2:	Fin: 46.18 (1)								
				Total:	Fin: 1:50.87 (7)								
8	27	MARTEL-STEVENSON V.	CAN	Run 1:	Int1: 26.10 (0)	(12)	I1-Fin:	37.70	(12)	1.06	1.76	1.32	1.50
				Fin: 1:03.80 (0)									
				Run 2:	Fin: 47.50 (12)								
				Total:	Fin: 1:51.30 (8)								
9	25	MARTINELLI Gaia	ITA	Run 1:	Int1: 25.64 (0)	(18)	I1-Fin:	38.04	(18)	0.60	1.64	1.46	1.52
				Fin: 1:03.68 (0)									
				Run 2:	Fin: 47.64 (14)								
				Total:	Fin: 1:51.32 (9)								
9	15	BEDAREVA Maria	RUS	Run 1:	Int1: 25.04 (0)	(5)	I1-Fin:	37.34	(5)	0.00	0.34	2.76	1.52
				Fin: 1:02.38 (0)									
				Run 2:	Fin: 48.94 (17)								
				Total:	Fin: 1:51.32 (9)								



Performance Analysis by Rank

Number of Competitors: 26, Number of Countries: 14

Rank	Bib	Name	Country Code	Positions			Partials			Difference		Speed	
				Pos	Time	Rank	Pos	Time	Rank	Time	Dist (m)	Pos	(km/h) Rank
9	8	KMOCHOVA Tereza	CZE	Run 1:	Int1: 25.44 (0) Fin: 1:03.08 (0)		I1-Fin:	37.64 (10)	0.40 1.04				
				Run 2:	Fin: 48.24 (15)				2.06				
				Total:	Fin: 1:51.32 (9)				1.52				
12	5	PALLAS Carmina	AND	Run 1:	Int1: 25.74 (0) Fin: 1:03.06 (0)		I1-Fin:	37.32 (4)	0.70 1.02				
				Run 2:	Fin: 48.31 (16)				2.13				
				Total:	Fin: 1:51.37 (12)				1.57				
13	11	SHKANOVA Maria	BLR	Run 1:	Int1: 26.17 (0) Fin: 1:04.55 (0)		I1-Fin:	38.38 (25)	1.13 2.51				
				Run 2:	Fin: 46.97 (8)				0.79				
				Total:	Fin: 1:51.52 (13)				1.72				
14	41	VIRKKULA Sohvi	FIN	Run 1:	Int1: 26.35 (0) Fin: 1:05.32 (0)		I1-Fin:	38.97 (29)	1.31 3.28				
				Run 2:	Fin: 46.49 (4)				0.31				
				Total:	Fin: 1:51.81 (14)				2.01				
15	16	KAMENICKA Daniela	SVK	Run 1:	Int1: 26.31 (1) Fin: 1:05.60 (1)		I1-Fin:	39.29 (1)	1.27 3.56				
				Run 2:	Fin: 46.60 (5)				0.42				
				Total:	Fin: 1:52.20 (15)				2.40				
16	17	HALME Nina	FIN	Run 1:	Int1: 25.49 (0) Fin: 1:02.90 (0)		I1-Fin:	37.41 (8)	0.45 0.86				
				Run 2:	Fin: 49.42 (18)				3.24				
				Total:	Fin: 1:52.32 (16)				2.52				
17	36	GARIN Inda	ESP	Run 1:	Int1: 26.38 (0) Fin: 1:05.39 (0)		I1-Fin:	39.01 (31)	1.34 3.35				
				Run 2:	Fin: 47.31 (10)				1.13				
				Total:	Fin: 1:52.70 (17)				2.90				
18	35	RUDOLFOVA Veronika	CZE	Run 1:	Int1: 26.98 (0) Fin: 1:05.73 (0)		I1-Fin:	38.75 (28)	1.94 3.69				
				Run 2:	Fin: 47.62 (13)				1.44				
				Total:	Fin: 1:53.35 (18)				3.55				
19	22	POGREBITSKAYA Olga	RUS	Run 1:	Int1: 25.64 (0) Fin: 1:03.25 (0)		I1-Fin:	37.61 (9)	0.60 1.21				
				Run 2:	Fin: 50.69 (19)				4.51				
				Total:	Fin: 1:53.94 (19)				4.14				
20	48	HONKONEN Jessica	FIN	Run 1:	Int1: 26.55 (0) Fin: 1:05.62 (0)		I1-Fin:	39.07 (32)	1.51 3.58				
				Run 2:	Fin: 52.39 (23)				6.21				
				Total:	Fin: 1:58.01 (20)				8.21				



Performance Analysis by Rank

Number of Competitors: 26, Number of Countries: 14

Rank	Bib	Name	Country Code	Positions			Partials			Difference		Speed		
				Pos	Time	Rank	Pos	Time	Rank	Time	Dist (m)	Pos	(km/h) Rank	
21	30	LEE Hyun-Ji	KOR	Run 1:	Int1:	28.18	(0)	I1-Fin:	40.69	(39)	3.14	6.83		
					Fin:	1:08.87	(0)							
				Run 2:	Fin:	51.07	(20)							4.89
				Total:	Fin:	1:59.94	(21)							
22	33	KIM Seo-Hyun	KOR	Run 1:	Int1:	28.49	(0)	I1-Fin:	41.31	(41)	3.45	7.76		
					Fin:	1:09.80	(0)							
				Run 2:	Fin:	51.85	(21)							5.67
				Total:	Fin:	2:01.65	(22)							
23	47	TYMCHENKO Roksana	UKR	Run 1:	Int1:	29.21	(0)	I1-Fin:	44.70	(44)	4.17	11.87		
					Fin:	1:13.91	(0)							
				Run 2:	Fin:	52.06	(22)							5.88
				Total:	Fin:	2:05.97	(23)							
24	44	LEE Ga-Ram	KOR	Run 1:	Int1:	29.63	(0)	I1-Fin:	43.34	(42)	4.59	10.93		
					Fin:	1:12.97	(0)							
				Run 2:	Fin:	57.90	(24)							11.72
				Total:	Fin:	2:10.87	(24)							
25	37	GEBERT Martina	SUI	Run 1:	Int1:	26.22	(0)	I1-Fin:	38.20	(22)	1.18	2.38		
					Fin:	1:04.42	(0)							
				Run 2:	Fin:	1:12.93	(25)							26.75
				Total:	Fin:	2:17.35	(25)							
26	6	PFEIFER Lisa	ITA	Run 1:	Int1:	25.83	(0)	I1-Fin:	37.36	(6)	0.79	1.15		
					Fin:	1:03.19	(0)							
				Run 2:	Fin:	1:33.89	(26)							47.71
				Total:	Fin:	2:37.08	(26)							

LEGEND

Avg Average **Dist (m)** Distance in metres **Fin** Finish
Int1 Intermediate 1
Pos Intermediate position **Int** Intermediate

7 FEB 2015 / Sierra Nevada (ESP) / 6345

ASW105000_77A 3.0

Report Created SAT 7 FEB 2015 17:47

Page 3/3



WINTER
UNIVERSIADE
GRANADA 2015



RESULT BOOK

ALPINE SKIING

Ladies' Giant Slalom



Entry List by Event

REVISED
12 FEB 18:51

As of THU 12 FEB 2015

Number of Competitors: 75, Number of Countries: 25

Country	FIS Code	Name	Date of Birth	FIS Points
AND - Andorra (2)	25194	PALLAS Carmina	3 JUN 1996	28.48 (350)
	25188	RAMENTOL Sara	27 SEP 1996	34.03 (466)
AUT - Austria (2)	56171	AUER Kathrin	4 MAY 1993	26.59 (309)
	56277	DYGRUBER Michaela	14 FEB 1995	28.07 (334)
BLR - Belarus (1)	665009	SHKANOVA Maria	18 OCT 1989	25.90 (295)
CAN - Canada (6)	107447	GOULD Stephanie	18 JUL 1994	26.80 (314)
	107217	KNOWLES Natalie	10 FEB 1992	29.86 (379)
	106988	MARTEL-STEVENS Victoria	15 FEB 1990	20.96 (210)
	107337	PAQUIN-RICARD Claudia	25 NOV 1993	33.70 (455)
	105615	ROUTHIER Eve	1 SEP 1988	13.83 (102)
	107185	VALLERAND Laurence	25 SEP 1992	39.02 (569)
CHN - China (2)	125039	NI Yueming	1 MAY 1995	81.95 (1591)
	125035	SUN Meng	29 JUL 1993	167.02 (2811)
CRO - Croatia (1)	385057	MARENIC Edita	22 DEC 1992	407.75 (3458)
CZE - Czech Republic (4)	155503	KLICNAROVA Pavla	2 JAN 1988	22.19 (229)
	155586	KMOCHOVA Tereza	26 SEP 1990	40.35 (601)
	155698	RUDOLFOVA Veronika	12 SEP 1993	59.23 (1066)
	155740	STRAKOVA Bara	30 SEP 1994	36.79 (527)
ESP - Spain (4)	496138	BARGALLO Julia	13 JUN 1995	34.58 (479)
	496176	BOIX Mariona	7 APR 1995	45.85 (735)
	495930	GARIN Inda	1 JUN 1992	44.61 (696)
	496055	PAU Nuria	24 FEB 1994	43.86 (674)
FIN - Finland (5)	185383	AHONEN Saana	3 MAY 1994	36.43 (522)
	185281	HALME Nina	25 JAN 1990	17.03 (146)
	185337	HOLM Sandra	20 NOV 1992	37.28 (535)
	185267	HONKONEN Jessica	16 APR 1989	22.26 (232)
	185357	VIRKKULA Sohvi	30 SEP 1993	34.07 (467)
FRA - France (3)	197808	BOEUF Johanna	11 APR 1997	36.91 (528)
	197521	NICOLETTA Romane	4 OCT 1994	25.61 (290)
	197538	PICCARD Lucie	21 DEC 1994	25.21 (276)
GBR - United Kingdom (1)	225590	MACAULAY Alice	23 JAN 1995	41.15 (616)
GER - Germany (1)	206290	HUEBNER Monica	10 APR 1990	9.98 (60)
ITA - Italy (4)	298270	GEYR Carmen	30 NOV 1992	30.45 (393)
	299072	MARTINELLI Gaia	5 JAN 1995	75.45 (1427)
	298605	NAIRZ Maria	23 JUL 1993	18.58 (180)
	298453	PFEIFER Lisa	4 MAY 1993	21.77 (224)



Entry List by Event

REVISED
12 FEB 18:51

As of THU 12 FEB 2015

Number of Competitors: 75, Number of Countries: 25

Country	FIS Code	Name	Date of Birth	FIS Points
JPN - Japan (2)	307120	ARAI Makiko	12 JUN 1993	13.03 (88)
	306977	MUKOGAWA Sakurako	20 JAN 1992	12.75 (84)
KOR - Republic of Korea (6)	325115	CHOE Jeong-Hyeon	16 APR 1996	49.56 (827)
	325091	KIM Seo-Hyun	8 JUL 1991	62.53 (1130)
	325113	KO Un-Sori	9 MAR 1995	61.99 (1121)
	325098	LEE Ga-Ram	26 APR 1992	56.90 (1017)
	325106	LEE Hyun-Ji	3 OCT 1994	51.62 (876)
325118	NOH Jin-Soul	15 APR 1996	56.63 (1010)	
NOR - Norway (3)	426047	AASBERG Kristine Fausa	24 FEB 1994	16.50 (138)
	426051	BYRKJELAND Maren Nessen	14 SEP 1994	25.42 (284)
	425803	GROSVOLD Thea	31 JAN 1990	32.36 (432)
POL - Poland (3)	435245	CHRAPEK Karolina	18 JAN 1990	42.84 (653)
	435347	KLUSAK Magdalena	6 NOV 1995	66.66 (1221)
	435313	MAJERCZYK Sabina	4 APR 1993	15.62 (126)
RUS - Russian Federation (6)	485799	ALEXEEVA Nadezda	26 APR 1995	34.83 (488)
	485632	BEDAREVA Maria	3 MAR 1992	13.47 (97)
	485807	OVCHINIKOVA Daria	11 OCT 1995	22.76 (242)
	485713	POPOVA Ekaterina	5 JUL 1993	40.28 (600)
	485749	PROKOPYEVA Aleksandra	24 JUL 1994	40.62 (607)
485802	TKACHENKO Ekaterina	7 MAR 1995	25.33 (281)	
SLO - Slovenia (1)	565438	ZIMSEK Ana	22 MAY 1995	72.92 (1365)
SUI - Switzerland (2)	516260	CHAPERON Audrey	14 FEB 1993	64.82 (1176)
	516002	GEBERT Martina	7 JAN 1989	56.12 (994)
SVK - Slovakia (3)	705349	GANTNEROVA Jana	15 JUL 1989	17.37 (153)
	705436	KAMENICKA Daniela	11 MAY 1996	59.88 (1083)
	705377	SAALOVA Kristina	20 MAY 1991	43.04 (657)
SWE - Sweden (3)	506483	CARLSSON Sofie	25 APR 1993	33.63 (453)
	506584	RAPAPORT Helena	26 AUG 1994	34.37 (474)
	506560	SJOESTROEM Alexandra	29 MAR 1994	38.14 (555)
TUR - Turkey (3)	525094	AYYILDIZ Alara	27 SEP 1996	431.58 (3475)
	525085	CARIKCIOGLU Ozlem	1 JAN 1994	152.35 (2668)
	525092	GULTEKIN Helin	11 AUG 1996	327.86 (3399)
UKR - Ukraine (1)	695076	TYMCHENKO Roksana	15 JUN 1991	127.22 (2394)
USA - United States (6)	539848	ALTRINGER Courtney	2 AUG 1993	28.01 (333)
	6535634	BROWNELL-PATTY Danielle	16 JAN 1996	29.18 (362)
	539109	DELANEY Devin	24 FEB 1991	33.11 (443)
	539390	MCLEAN Shane	20 JUN 1992	24.89 (271)
	539673	NAATZ Emma	17 NOV 1993	37.10 (531)
	539451	WISE Clare	14 OCT 1992	37.23 (534)



Entry List by Event

REVISED
12 FEB 18:51

As of THU 12 FEB 2015

Number of Competitors: 75, Number of Countries: 25

Country	FIS Code	Name	Date of Birth	FIS Points
---------	----------	------	---------------	------------

NOTE

Output includes skiers who are eligible to start.
After the team captains' meeting this output will be updated to show those skiers who actually start in an event.

11 FEB 2015 / Sierra Nevada (ESP) / 6346



Medallists

Medal	Name	Country
GOLD	AASBERG Kristine Fausa	NOR - Norway
SILVER	MAJERCZYK Sabina	POL - Poland
BRONZE	PALLAS Carmina	AND - Andorra



Penalty Calculation

Best 10 at Finish

Rank	Bib	FIS Code	Name	Country Code	FIS Points	Best 5	Race Points
1	12	426047	AASBERG Kristine Fausa	NOR	16.50	16.50	0.00
2	1	435313	MAJERCZYK Sabina	POL	15.62	15.62	19.14
3	26	25194	PALLAS Carmina	AND	28.48		
4	17	197538	PICCARD Lucie	FRA	25.21	25.21	25.94
5	7	705349	GANTNEROVA Jana	SVK	17.37	17.37	26.55
6	6	298453	PFEIFER Lisa	ITA	21.77	21.77	28.21
7	19	426051	BYRKJELAND Maren Nessen	NOR	25.42		
8	23	107447	GOULD Stephanie	CAN	26.80		
9	51	435245	CHRAPEK Karolina	POL	42.84		
10	49	485749	PROKOPYEVA Aleksandra	RUS	40.62		

Best 5 FIS Points at Start

Rank	Bib	FIS Code	Name	Country Code	FIS Points
DNF	4	206290	HUEBNER Monica	GER	9.98
DNF	10	306977	MUKOGAWA Sakurako	JPN	12.75
DNF	8	307120	ARAI Makiko	JPN	13.03
DNF	11	485632	BEDAREVA Maria	RUS	13.47
DNF	15	105615	ROUTHIER Eve	CAN	13.83

TOTALS:			
	FIS Points of Best 5 at Start (B)	63.06	
	FIS Points of Best at Finish in Top 10 (A)		96.47
	Race Points of Corresponding Competitors (C)		99.84
	Calculated Penalty (A+B-C) : 10 =>	5.969	
	Rounded	5.97	
	Category Adder	0.00	
	Correction Value (Z)	0.00	
	Calculated Penalty	5.97	
	Penalty Applied	6.00	

Technical Delegate:
COZZI Marco (ITA) #826

LEGEND
DNF Did Not Finish

11 FEB 2015 / Sierra Nevada (ESP) / 6346

ASW030100_73G 1.0

Report Created WED 11 FEB 2015 14:52

Page 1/1



Start List

REVISED
12 FEB 18:34

Jury		
TD FIS	COZZI Marco	ITA
Referee	KRANJC Matjaz	FISU
Chief of Race	FRIAS Jose	ESP
Start Referee	ORTIZ Isabel	ESP
Finish Referee	OSUNA Jose Miguel	ESP

Technical Data	
Course Name	Universiada
Start Altitude	2615 m
Finish Altitude	2270 m
Vertical Drop	345 m
Homologation Number	10993/09/13

Race Information Run 1		
Course Setter	ROKOS Richard	USA
Number of Gates	45	
Turning Gates	43	
Start Time	10:30	
Forerunners	A - I. LINACISORO	ESP
	B - H. GUERRERO	CHI
	C - F. CARRERO	ESP
	D - A. OLLER	ESP
	E - A. VALERO	ESP

Race Information Run 2		
Course Setter	MICHEL Sebastien	CAN
Number of Gates	41	
Turning Gates	40	
Start Time	14:00	
Forerunners	A - I. LINACISORO	ESP
	B - H. GUERRERO	CHI
	C - F. CARRERO	ESP
	D - A. OLLER	ESP
	E - A. VALERO	ESP

Number of Competitors: 75, Number of Countries: 25

Bib	FIS Code	Name	YB	Country Code	Time
1	435313	MAJERCZYK Sabina	1993	POL	_____
2	155503	KLICNAROVA Pavla	1988	CZE	_____
3	185281	HALME Nina	1990	FIN	_____
4	206290	HUEBNER Monica	1990	GER	_____
5	298605	NAIRZ Maria	1993	ITA	_____
6	298453	PFEIFER Lisa	1993	ITA	_____
7	705349	GANTNEROVA Jana	1989	SVK	_____
8	307120	ARAI Makiko	1993	JPN	_____
9	106988	MARTEL-STEVENS Victoria	1990	CAN	_____
10	306977	MUKOGAWA Sakurako	1992	JPN	_____
11	485632	BEDAREVA Maria	1992	RUS	_____
12	426047	AASBERG Kristine Fausa	1994	NOR	_____
13	485807	OVCHNIKOVA Daria	1995	RUS	_____
14	185267	HONKONEN Jessica	1989	FIN	_____
15	105615	ROUTHIER Eve	1988	CAN	_____
16	539390	MCLEAN Shane	1992	USA	_____
17	197538	PICCARD Lucie	1994	FRA	_____
18	485802	TKACHENKO Ekaterina	1995	RUS	_____
19	426051	BYRKJELAND Maren Nessen	1994	NOR	_____
20	197521	NICOLETTA Romane	1994	FRA	_____
21	665009	SHKANOVA Maria	1989	BLR	_____
22	56171	AUER Kathrin	1993	AUT	_____
23	107447	GOULD Stephanie	1994	CAN	_____
24	539848	ALTRINGER Courtney	1993	USA	_____

11 FEB 2015 / Sierra Nevada (ESP) / 6346

ASW030101_51A 1.1

Report Created THU 12 FEB 2015 18:34

Page 1/3



Start List

REVISED
12 FEB 18:34

Number of Competitors: 75, Number of Countries: 25

Bib	FIS Code	Name	YB	Country Code	Time
25	56277	DYGRUBER Michaela	1995	AUT	_____
26	25194	PALLAS Carmina	1996	AND	_____
27	6535634	BROWNELL-PATTY Danielle	1996	USA	_____
28	107217	KNOWLES Natalie	1992	CAN	_____
29	298270	GEYR Carmen	1992	ITA	_____
30	425803	GROSVOLD Thea	1990	NOR	_____
31	539673	DELANEY Devin	1991	USA	_____
32	506483	CARLSSON Sofie	1993	SWE	_____
33	107337	PAQUIN-RICARD Claudia	1993	CAN	_____
34	25188	RAMENTOL Sara	1996	AND	_____
35	185357	VIRKKULA Sohvi	1993	FIN	_____
36	506584	RAPAPORT Helena	1994	SWE	_____
37	496138	BARGALLO Julia	1995	ESP	_____
38	485799	ALEXEEVA Nadezda	1995	RUS	_____
39	185383	AHONEN Saana	1994	FIN	_____
40	155740	STRAKOVA Bara	1994	CZE	_____
41	197808	BOEUF Johanna	1997	FRA	_____
42	539451	NAATZ Emma	1993	USA	_____
43	539109	WISE Clare	1992	USA	_____
44	185337	HOLM Sandra	1992	FIN	_____
45	506560	SJOESTROEM Alexandra	1994	SWE	_____
46	107185	VALLERAND Laurence	1992	CAN	_____
47	485713	POPOVA Ekaterina	1993	RUS	_____
48	155586	KMOCHOVA Tereza	1990	CZE	_____
49	485749	PROKOPYEVA Aleksandra	1994	RUS	_____
50	225590	MACAULAY Alice	1995	GBR	_____
51	435245	CHRAPEK Karolina	1990	POL	_____
52	705377	SAALOVA Kristina	1991	SVK	_____
53	496055	PAU Nuria	1994	ESP	_____
54	495930	GARIN Inda	1992	ESP	_____
55	496176	BOIX Mariona	1995	ESP	_____
56	325115	CHOE Jeong-Hyeon	1996	KOR	_____
57	325106	LEE Hyun-Ji	1994	KOR	_____
58	516002	GEBERT Martina	1989	SUI	_____
59	325118	NOH Jin-Soul	1996	KOR	_____
60	325098	LEE Ga-Ram	1992	KOR	_____
61	155698	RUDOLFOVA Veronika	1993	CZE	_____
62	705436	KAMENICKA Daniela	1996	SVK	_____
63	325113	KO Un-Sori	1995	KOR	_____
64	325091	KIM Seo-Hyun	1991	KOR	_____
65	516260	CHAPERON Audrey	1993	SUI	_____
66	435347	KLUSAK Magdalena	1995	POL	_____
67	565438	ZIMSEK Ana	1995	SLO	_____
68	299072	MARTINELLI Gaia	1995	ITA	_____

11 FEB 2015 / Sierra Nevada (ESP) / 6346



Start List

REVISED
12 FEB 18:34

Number of Competitors: 75, Number of Countries: 25

Bib	FIS Code	Name	YB	Country Code	Time
69	125039	NI Yueming	1995	CHN	_____
70	695076	TYMCHENKO Roksana	1991	UKR	_____
71	525085	CARIKCIOGLU Ozlem	1994	TUR	_____
72	125035	SUN Meng	1993	CHN	_____
73	525092	GULTEKIN Helin	1996	TUR	_____
74	385057	MARENIC Edita	1992	CRO	_____
75	525094	AYYILDIZ Alara	1996	TUR	_____

LEGEND

YB Year of Birth

11 FEB 2015 / Sierra Nevada (ESP) / 6346



Official Result List

REVISED
12 FEB 18:34

Jury		
TD FIS	COZZI Marco	ITA
Referee	KRANJC Matjaz	FISU
Chief of Race	FRIAS Jose	ESP
Start Referee	ORTIZ Isabel	ESP
Finish Referee	OSUNA Jose Miguel	ESP

Technical Data	
Course Name	Universiada
Start Altitude	2615 m
Finish Altitude	2270 m
Vertical Drop	345 m
Homologation Number	10993/09/13

Race Information Run 1		
Course Setter	ROKOS Richard	USA
Number of Gates	45	
Turning Gates	43	
Start Time	10:30	
Forerunners	A - I. LINACISORO	ESP
	B - H. GUERRERO	CHI
	C - F. CARRERO	ESP
	D - A. OLLER	ESP
	E - A. VALERO	ESP

Race Information Run 2		
Course Setter	MICHEL Sebastien	CAN
Number of Gates	41	
Turning Gates	40	
Start Time	14:00	
Forerunners	A - I. LINACISORO	ESP
	B - H. GUERRERO	CHI
	C - F. CARRERO	ESP
	D - A. OLLER	ESP
	E - A. VALERO	ESP

Weather: SUNNY Snow: COMPACT Temperature - Start: -8.0 °C / 17.6 °F Finish: -8.0 °C / 17.6 °F

Number of Competitors: 75, Number of Countries: 25

Rank	Bib	FIS Code	Name	YB	Country Code	Time	Difference
1	12	426047	AASBERG Kristine Fausa	1994	NOR	1:04.18	
2	7	705349	GANTNEROVA Jana	1989	SVK	1:06.26	2.08
3	6	298453	PFEIFER Lisa	1993	ITA	1:06.32	2.14
4	1	435313	MAJERCZYK Sabina	1993	POL	1:06.43	2.25
5	15	105615	ROUTHIER Eve	1988	CAN	1:06.44	2.26
6	23	107447	GOULD Stephanie	1994	CAN	1:06.70	2.52
7	19	426051	BYRKJELAND Maren Nessen	1994	NOR	1:06.80	2.62
8	26	25194	PALLAS Carmina	1996	AND	1:06.91	2.73
9	16	539390	MCLEAN Shane	1992	USA	1:06.98	2.80
10	17	197538	PICCARD Lucie	1994	FRA	1:07.08	2.90
11	51	435245	CHRAPEK Karolina	1990	POL	1:07.52	3.34
12	10	306977	MUKOGAWA Sakurako	1992	JPN	1:07.63	3.45
13	49	485749	PROKOPYEVA Aleksandra	1994	RUS	1:07.90	3.72
14	41	197808	BOEUF Johanna	1997	FRA	1:08.92	4.74
15	48	155586	KMOCHOVA Tereza	1990	CZE	1:09.41	5.23
16	57	325106	LEE Hyun-Ji	1994	KOR	1:09.66	5.48
17	47	485713	POPOVA Ekaterina	1993	RUS	1:09.68	5.50
18	61	155698	RUDOLFOVA Veronika	1993	CZE	1:09.76	5.58
19	66	435347	KLUSAK Magdalena	1995	POL	1:10.19	6.01
20	40	155740	STRAKOVA Bara	1994	CZE	1:10.31	6.13
21	50	225590	MACAULAY Alice	1995	GBR	1:10.32	6.14
22	45	506560	SJOESTROEM Alexandra	1994	SWE	1:10.35	6.17

11 FEB 2015 / Sierra Nevada (ESP) / 6346



Official Result List

REVISED
12 FEB 18:34

Number of Competitors: 75, Number of Countries: 25

Rank	Bib	FIS Code	Name	YB	Country Code	Time	Difference
23	46	107185	VALLERAND Laurence	1992	CAN	1:10.66	6.48
24	43	539109	WISE Clare	1992	USA	1:10.79	6.61
25	42	539451	NAATZ Emma	1993	USA	1:10.82	6.64
26	13	485807	OVCHINIKOVA Daria	1995	RUS	1:12.54	8.36
27	64	325091	KIM Seo-Hyun	1991	KOR	1:13.01	8.83
28	59	325118	NOH Jin-Soul	1996	KOR	1:13.08	8.90
29	69	125039	NI Yueming	1995	CHN	1:14.50	10.32
30	67	565438	ZIMSEK Ana	1995	SLO	1:14.87	10.69
31	70	695076	TYMCHENKO Roksana	1991	UKR	1:16.91	12.73
32	71	525085	CARIKCIOGLU Ozlem	1994	TUR	1:21.37	17.19

DID NOT START RUN 1: 2 competitors

25	56277	DYGRUBER Michaela	1995	AUT
74	385057	MARENIC Edita	1992	CRO

DID NOT FINISH RUN 1: 41 competitors

2	155503	KLICNAROVA Pavla	1988	CZE
3	185281	HALME Nina	1990	FIN
4	206290	HUEBNER Monica	1990	GER
5	298605	NAIRZ Maria	1993	ITA
8	307120	ARAI Makiko	1993	JPN
9	106988	MARTEL-STEVENS Victoria	1990	CAN
11	485632	BEDAREVA Maria	1992	RUS
14	185267	HONKONEN Jessica	1989	FIN
18	485802	TKACHENKO Ekaterina	1995	RUS
20	197521	NICOLETTA Romane	1994	FRA
21	665009	SHKANOVA Maria	1989	BLR
22	56171	AUER Kathrin	1993	AUT
24	539848	ALTRINGER Courtney	1993	USA
27	6535634	BROWNELL-PATTY Danielle	1996	USA
28	107217	KNOWLES Natalie	1992	CAN
29	298270	GEYR Carmen	1992	ITA
30	425803	GROSVOLD Thea	1990	NOR
31	539673	DELANEY Devin	1991	USA
32	506483	CARLSSON Sofie	1993	SWE
33	107337	PAQUIN-RICARD Claudia	1993	CAN
34	25188	RAMENTOL Sara	1996	AND
35	185357	VIRKKULA Sohvi	1993	FIN
36	506584	RAPAPORT Helena	1994	SWE
37	496138	BARGALLO Julia	1995	ESP
38	485799	ALEXEEVA Nadezda	1995	RUS
39	185383	AHONEN Saana	1994	FIN
44	185337	HOLM Sandra	1992	FIN
52	705377	SAALOVA Kristina	1991	SVK



Official Result List

REVISED
12 FEB 18:34

Number of Competitors: 75, Number of Countries: 25

Rank	Bib	FIS Code	Name	YB	Country Code	Time	Difference
	53	496055	PAU Nuria	1994	ESP		
	54	495930	GARIN Inda	1992	ESP		
	55	496176	BOIX Mariona	1995	ESP		
	56	325115	CHOE Jeong-Hyeon	1996	KOR		
	58	516002	GEBERT Martina	1989	SUI		
	60	325098	LEE Ga-Ram	1992	KOR		
	62	705436	KAMENICKA Daniela	1996	SVK		
	63	325113	KO Un-Sori	1995	KOR		
	65	516260	CHAPERON Audrey	1993	SUI		
	68	299072	MARTINELLI Gaia	1995	ITA		
	72	125035	SUN Meng	1993	CHN		
	73	525092	GULTEKIN Helin	1996	TUR		
	75	525094	AYYILDIZ Alara	1996	TUR		

LEGEND

YB Year of Birth

11 FEB 2015 / Sierra Nevada (ESP) / 6346

ASW030101_73B 1.1

Report Created THU 12 FEB 2015 18:34

Page 3/3



Performance Analysis by Rank

Number of Competitors: 32, Number of Countries: 18

Rank	Bib	Name	Country Code	Positions			Partials			Difference Time
				Pos	Time	Rank	Pos	Time	Rank	
1	12	AASBERG Kristine Fausa	NOR	Run 1: Int1: 27.80 (1) Fin: 1:04.18 (1)	I1-Fin: 36.38 (1)	0.00 0.00				
2	7	GANTNEROVA Jana	SVK	Run 1: Int1: 28.20 (5) Fin: 1:06.26 (2)	I1-Fin: 38.06 (5)	0.40 2.08				
3	6	PFEIFER Lisa	ITA	Run 1: Int1: 28.99 (12) Fin: 1:06.32 (3)	I1-Fin: 37.33 (2)	1.19 2.14				
4	1	MAJERCZYK Sabina	POL	Run 1: Int1: 28.07 (2) Fin: 1:06.43 (4)	I1-Fin: 38.36 (10)	0.27 2.25				
5	15	ROUTHIER Eve	CAN	Run 1: Int1: 28.12 (4) Fin: 1:06.44 (5)	I1-Fin: 38.32 (8)	0.32 2.26				
6	23	GOULD Stephanie	CAN	Run 1: Int1: 28.95 (10) Fin: 1:06.70 (6)	I1-Fin: 37.75 (3)	1.15 2.52				
7	19	BYRKJELAND Maren	NOR	Run 1: Int1: 28.54 (6) Fin: 1:06.80 (7)	I1-Fin: 38.26 (7)	0.74 2.62				
8	26	PALLAS Carmina	AND	Run 1: Int1: 28.74 (7) Fin: 1:06.91 (8)	I1-Fin: 38.17 (6)	0.94 2.73				
9	16	MCLEAN Shane	USA	Run 1: Int1: 28.96 (11) Fin: 1:06.98 (9)	I1-Fin: 38.02 (4)	1.16 2.80				
10	17	PICCARD Lucie	FRA	Run 1: Int1: 28.76 (9) Fin: 1:07.08 (10)	I1-Fin: 38.32 (8)	0.96 2.90				
11	51	CHRAPEK Karolina	POL	Run 1: Int1: 29.08 (13) Fin: 1:07.52 (11)	I1-Fin: 38.44 (11)	1.28 3.34				
12	10	MUKOGAWA Sakurako	JPN	Run 1: Int1: 28.75 (8) Fin: 1:07.63 (12)	I1-Fin: 38.88 (13)	0.95 3.45				
13	49	PROKOPYEVA A.	RUS	Run 1: Int1: 29.24 (15) Fin: 1:07.90 (13)	I1-Fin: 38.66 (12)	1.44 3.72				
14	41	BOEUF Johanna	FRA	Run 1: Int1: 29.88 (20) Fin: 1:08.92 (14)	I1-Fin: 39.04 (14)	2.08 4.74				
15	48	KMOCHOVA Tereza	CZE	Run 1: Int1: 29.23 (14) Fin: 1:09.41 (15)	I1-Fin: 40.18 (20)	1.43 5.23				
16	57	LEE Hyun-Ji	KOR	Run 1: Int1: 30.22 (24) Fin: 1:09.66 (16)	I1-Fin: 39.44 (15)	2.42 5.48				
17	47	POPOVA Ekaterina	RUS	Run 1: Int1: 29.85 (19) Fin: 1:09.68 (17)	I1-Fin: 39.83 (18)	2.05 5.50				
18	61	RUDOLFOVA Veronika	CZE	Run 1: Int1: 30.20 (23) Fin: 1:09.76 (18)	I1-Fin: 39.56 (16)	2.40 5.58				
19	66	KLUSAK Magdalena	POL	Run 1: Int1: 30.17 (22) Fin: 1:10.19 (19)	I1-Fin: 40.02 (19)	2.37 6.01				
20	40	STRAKOVA Bara	CZE	Run 1: Int1: 29.56 (17) Fin: 1:10.31 (20)	I1-Fin: 40.75 (24)	1.76 6.13				
21	50	MACAULAY Alice	GBR	Run 1: Int1: 29.84 (18) Fin: 1:10.32 (21)	I1-Fin: 40.48 (23)	2.04 6.14				
22	45	SJOESTROEM Alexandra	SWE	Run 1: Int1: 30.07 (21) Fin: 1:10.35 (22)	I1-Fin: 40.28 (21)	2.27 6.17				



Performance Analysis by Rank

Number of Competitors: 32, Number of Countries: 18

Rank	Bib	Name	Country Code	Positions			Partials			Difference
				Pos	Time	Rank	Pos	Time	Rank	Time
23	46	VALLERAND Laurence	CAN	Run 1: Int1: 29.24 (15) Fin: 1:10.66 (23)			I1-Fin: 41.42 (25)		1.44 6.48	
24	43	WISE Clare	USA	Run 1: Int1: 31.11 (27) Fin: 1:10.79 (24)			I1-Fin: 39.68 (17)		3.31 6.61	
25	42	NAATZ Emma	USA	Run 1: Int1: 30.51 (26) Fin: 1:10.82 (25)			I1-Fin: 40.31 (22)		2.71 6.64	
26	13	OVCHINIKOVA Daria	RUS	Run 1: Int1: 28.10 (3) Fin: 1:12.54 (26)			I1-Fin: 44.44 (29)		0.30 8.36	
27	64	KIM Seo-Hyun	KOR	Run 1: Int1: 31.33 (29) Fin: 1:13.01 (27)			I1-Fin: 41.68 (26)		3.53 8.83	
28	59	NOH Jin-Soul	KOR	Run 1: Int1: 31.30 (28) Fin: 1:13.08 (28)			I1-Fin: 41.78 (27)		3.50 8.90	
29	69	NI Yueming	CHN	Run 1: Int1: 32.26 (30) Fin: 1:14.50 (29)			I1-Fin: 42.24 (28)		4.46 10.32	
30	67	ZIMSEK Ana	SLO	Run 1: Int1: 30.26 (25) Fin: 1:14.87 (30)			I1-Fin: 44.61 (30)		2.46 10.69	
31	70	TYMCHENKO Roksana	UKR	Run 1: Int1: 32.30 (31) Fin: 1:16.91 (31)			I1-Fin: 44.61 (30)		4.50 12.73	
32	71	CARIKCIOGLU Ozlem	TUR	Run 1: Int1: 33.64 (32) Fin: 1:21.37 (32)			I1-Fin: 47.73 (32)		5.84 17.19	

LEGEND

Fin Finish

Int1 Intermediate 1

Pos Intermediate position **Int** Intermediate

11 FEB 2015 / Sierra Nevada (ESP) / 6346

ASW030101_77A 1.0

Report Created WED 11 FEB 2015 12:21

Page 2/2



Start List

REVISED
12 FEB 18:30

Jury

TD FIS	COZZI Marco	ITA
Referee	KRANJC Matjaz	FISU
Chief of Race	FRIAS Jose	ESP
Start Referee	ORTIZ Isabel	ESP
Finish Referee	OSUNA Jose Miguel	ESP

Technical Data

Course Name	Universiada
Start Altitude	2615 m
Finish Altitude	2270 m
Vertical Drop	345 m
Homologation Number	10993/09/13

Race Information Run 1

Course Setter	ROKOS Richard	USA
Number of Gates	45	
Turning Gates	43	
Start Time	10:30	
Forerunners	A - I. LINACISORO	ESP
	B - H. GUERRERO	CHI
	C - F. CARRERO	ESP
	D - A. OLLER	ESP
	E - A. VALERO	ESP

Race Information Run 2

Course Setter	MICHEL Sebastien	CAN
Number of Gates	41	
Turning Gates	40	
Start Time	14:00	
Forerunners	A - I. LINACISORO	ESP
	B - H. GUERRERO	CHI
	C - F. CARRERO	ESP
	D - A. OLLER	ESP
	E - A. VALERO	ESP

Number of Competitors: 32, Number of Countries: 18

Start Order	Bib	FIS Code	Name	YB	Country Code	Run 1	Diff.	Rank	Run 2	Total
1	67	565438	ZIMSEK Ana	1995	SLO	1:14.87	10.69	30		
2	69	125039	NI Yueming	1995	CHN	1:14.50	10.32	29		
3	59	325118	NOH Jin-Soul	1996	KOR	1:13.08	8.90	28		
4	64	325091	KIM Seo-Hyun	1991	KOR	1:13.01	8.83	27		
5	13	485807	OVCHINIKOVA Daria	1995	RUS	1:12.54	8.36	26		
6	42	539451	NAATZ Emma	1993	USA	1:10.82	6.64	25		
7	43	539109	WISE Clare	1992	USA	1:10.79	6.61	24		
8	46	107185	VALLERAND Laurence	1992	CAN	1:10.66	6.48	23		
9	45	506560	SJOESTROEM Alexandra	1994	SWE	1:10.35	6.17	22		
10	50	225590	MACAULAY Alice	1995	GBR	1:10.32	6.14	21		
11	40	155740	STRAKOVA Bara	1994	CZE	1:10.31	6.13	20		
12	66	435347	KLUSAK Magdalena	1995	POL	1:10.19	6.01	19		
13	61	155698	RUDOLFOVA Veronika	1993	CZE	1:09.76	5.58	18		
14	47	485713	POPOVA Ekaterina	1993	RUS	1:09.68	5.50	17		
15	57	325106	LEE Hyun-Ji	1994	KOR	1:09.66	5.48	16		
16	48	155586	KMOCHOVA Tereza	1990	CZE	1:09.41	5.23	15		
17	41	197808	BOEUF Johanna	1997	FRA	1:08.92	4.74	14		
18	49	485749	PROKOPYEVA Aleksandra	1994	RUS	1:07.90	3.72	13		
19	10	306977	MUKOGAWA Sakurako	1992	JPN	1:07.63	3.45	12		
20	51	435245	CHRAPEK Karolina	1990	POL	1:07.52	3.34	11		
21	17	197538	PICCARD Lucie	1994	FRA	1:07.08	2.90	10		
22	16	539390	MCLEAN Shane	1992	USA	1:06.98	2.80	9		
23	26	25194	PALLAS Carmina	1996	AND	1:06.91	2.73	8		
24	19	426051	BYRKJELAND Maren Nessen	1994	NOR	1:06.80	2.62	7		

11 FEB 2015 / Sierra Nevada (ESP) / 6346



Start List

REVISED
12 FEB 18:30

Number of Competitors: 32, Number of Countries: 18

Start Order	Bib	FIS Code	Name	YB	Country Code	Run 1	Diff.	Rank	Run 2	Total
25	23	107447	GOULD Stephanie	1994	CAN	1:06.70	2.52	6	_____	_____
26	15	105615	ROUTHIER Eve	1988	CAN	1:06.44	2.26	5	_____	_____
27	1	435313	MAJERCZYK Sabina	1993	POL	1:06.43	2.25	4	_____	_____
28	6	298453	PFEIFER Lisa	1993	ITA	1:06.32	2.14	3	_____	_____
29	7	705349	GANTNEROVA Jana	1989	SVK	1:06.26	2.08	2	_____	_____
30	12	426047	AASBERG Kristine Fausa	1994	NOR	1:04.18	0.00	1	_____	_____
31	70	695076	TYMCHENKO Roksana	1991	UKR	1:16.91	12.73	31	_____	_____
32	71	525085	CARIKCIOGLU Ozlem	1994	TUR	1:21.37	17.19	32	_____	_____

LEGEND

YB Year of Birth

11 FEB 2015 / Sierra Nevada (ESP) / 6346



Official Result List

REVISED
12 FEB 18:30

Jury		
TD FIS	COZZI Marco	ITA
Referee	KRANJC Matjaz	FISU
Chief of Race	FRIAS Jose	ESP
Start Referee	ORTIZ Isabel	ESP
Finish Referee	OSUNA Jose Miguel	ESP

Technical Data	
Course Name	Universiada
Start Altitude	2615 m
Finish Altitude	2270 m
Vertical Drop	345 m
Homologation Number	10993/09/13

Race Information Run 1		
Course Setter	ROKOS Richard	USA
Number of Gates	45	
Turning Gates	43	
Start Time	10:30	
Forerunners	A - I. LINACISORO	ESP
	B - H. GUERRERO	CHI
	C - F. CARRERO	ESP
	D - A. OLLER	ESP
	E - A. VALERO	ESP

Race Information Run 2		
Course Setter	MICHEL Sebastien	CAN
Number of Gates	41	
Turning Gates	40	
Start Time	14:00	
Forerunners	A - I. LINACISORO	ESP
	B - H. GUERRERO	CHI
	C - F. CARRERO	ESP
	D - A. OLLER	ESP
	E - A. VALERO	ESP

Weather: SUNNY Snow: COMPACT Temperature - Start: -6.0 °C / 21.2 °F Finish: -6.0 °C / 21.2 °F F-factor: 980

Number of Competitors: 75, Number of Countries: 25

Rank	Bib	FIS Code	Name	YB	Country Code	Run 1		Run 2		Total	Diff.	Race Points
						Time	Rank	Time	Rank			
1	12	426047	AASBERG Kristine Fausa	1994	NOR	1:04.18	(1)	1:05.38	(1)	2:09.56		0.00
2	1	435313	MAJERCZYK Sabina	1993	POL	1:06.43	(4)	1:05.66	(3)	2:12.09	2.53	19.14
3	26	25194	PALLAS Carmina	1996	AND	1:06.91	(8)	1:05.86	(5)	2:12.77	3.21	24.28
4	17	197538	PICCARD Lucie	1994	FRA	1:07.08	(10)	1:05.91	(7)	2:12.99	3.43	25.94
5	7	705349	GANTNEROVA Jana	1989	SVK	1:06.26	(2)	1:06.81	(12)	2:13.07	3.51	26.55
6	6	298453	PFEIFER Lisa	1993	ITA	1:06.32	(3)	1:06.97	(14)	2:13.29	3.73	28.21
7	19	426051	BYRKJELAND Maren	1994	NOR	1:06.80	(7)	1:06.50	(9)	2:13.30	3.74	28.29
8	23	107447	GOULD Stephanie	1994	CAN	1:06.70	(6)	1:06.88	(13)	2:13.58	4.02	30.41
9	51	435245	CHRAPEK Karolina	1990	POL	1:07.52	(11)	1:06.23	(8)	2:13.75	4.19	31.69
10	49	485749	PROKOPYEVA Aleksandra	1994	RUS	1:07.90	(13)	1:05.86	(5)	2:13.76	4.20	31.77
11	16	539390	MCLEAN Shane	1992	USA	1:06.98	(9)	1:07.27	(16)	2:14.25	4.69	35.48
12	48	155586	KMOCHOVA Tereza	1990	CZE	1:09.41	(15)	1:05.56	(2)	2:14.97	5.41	40.92
13	41	197808	BOEUF Johanna	1997	FRA	1:08.92	(14)	1:06.50	(9)	2:15.42	5.86	44.33
14	50	225590	MACAULAY Alice	1995	GBR	1:10.32	(21)	1:05.77	(4)	2:16.09	6.53	49.39
15	40	155740	STRAKOVA Bara	1994	CZE	1:10.31	(20)	1:06.61	(11)	2:16.92	7.36	55.67
16	47	485713	POPOVA Ekaterina	1993	RUS	1:09.68	(17)	1:07.60	(19)	2:17.28	7.72	58.39
17	66	435347	KLUSAK Magdalena	1995	POL	1:10.19	(19)	1:07.48	(18)	2:17.67	8.11	61.34
18	42	539451	NAATZ Emma	1993	USA	1:10.82	(25)	1:07.17	(15)	2:17.99	8.43	63.77
19	61	155698	RUDOLFOVA Veronika	1993	CZE	1:09.76	(18)	1:08.30	(21)	2:18.06	8.50	64.29

#826



Official Result List

REVISED
12 FEB 18:30

Number of Competitors: 75, Number of Countries: 25

Rank	Bib	FIS Code	Name	YB	Country Code	Run 1		Run 2		Total	Diff.	Race Points
						Time	Rank	Time	Rank			
20	43	539109	WISE Clare	1992	USA	1:10.79	(24)	1:07.29	(17)	2:18.08	8.52	64.45
21	45	506560	SJOESTROEM Alexandra	1994	SWE	1:10.35	(22)	1:07.84	(20)	2:18.19	8.63	65.28
22	57	325106	LEE Hyun-Ji	1994	KOR	1:09.66	(16)	1:08.63	(22)	2:18.29	8.73	66.03
23	64	325091	KIM Seo-Hyun	1991	KOR	1:13.01	(27)	1:09.38	(24)	2:22.39	12.83	97.05
24	59	325118	NOH Jin-Soul	1996	KOR	1:13.08	(28)	1:09.55	(25)	2:22.63	13.07	98.86
25	67	565438	ZIMSEK Ana	1995	SLO	1:14.87	(30)	1:09.03	(23)	2:23.90	14.34	108.47
26	69	125039	NI Yueming	1995	CHN	1:14.50	(29)	1:13.62	(26)	2:28.12	18.56	140.39
27	70	695076	TYMCHENKO Roksana	1991	UKR	1:16.91	(31)	1:13.93	(27)	2:30.84	21.28	160.96
28	71	525085	CARIKCIOGLU Ozlem	1994	TUR	1:21.37	(32)	1:16.22	(28)	2:37.59	28.03	212.02

DID NOT START RUN 1: 2 competitors

25	56277	DYGRUBER Michaela	1995	AUT
74	385057	MARENIC Edita	1992	CRO

DID NOT FINISH RUN 1: 41 competitors

2	155503	KLICNAROVA Pavla	1988	CZE
3	185281	HALME Nina	1990	FIN
4	206290	HUEBNER Monica	1990	GER
5	298605	NAIRZ Maria	1993	ITA
8	307120	ARAI Makiko	1993	JPN
9	106988	MARTEL-STEVENS Victoria	1990	CAN
11	485632	BEDAREVA Maria	1992	RUS
14	185267	HONKONEN Jessica	1989	FIN
18	485802	TKACHENKO Ekaterina	1995	RUS
20	197521	NICOLETTA Romane	1994	FRA
21	665009	SHKANOVA Maria	1989	BLR
22	56171	AUER Kathrin	1993	AUT
24	539848	ALTRINGER Courtney	1993	USA
27	6535634	BROWNELL-PATTY D.	1996	USA
28	107217	KNOWLES Natalie	1992	CAN
29	298270	GEYR Carmen	1992	ITA
30	425803	GROSVOLD Thea	1990	NOR
31	539673	DELANEY Devin	1991	USA
32	506483	CARLSSON Sofie	1993	SWE
33	107337	PAQUIN-RICARD Claudia	1993	CAN
34	25188	RAMENTOL Sara	1996	AND
35	185357	VIRKKULA Sohvi	1993	FIN
36	506584	RAPAPORT Helena	1994	SWE
37	496138	BARGALLO Julia	1995	ESP
38	485799	ALEXEEVA Nadezda	1995	RUS
39	185383	AHONEN Saana	1994	FIN
44	185337	HOLM Sandra	1992	FIN

#826



Official Result List

REVISED
12 FEB 18:30

Number of Competitors: 75, Number of Countries: 25

Rank	Bib	FIS Code	Name	YB	Country Code	Run 1	Run 2	Total	Diff.	Race Points
						Time Rank	Time Rank			
	52	705377	SAALOVA Kristina	1991	SVK					
	53	496055	PAU Nuria	1994	ESP					
	54	495930	GARIN Inda	1992	ESP					
	55	496176	BOIX Mariona	1995	ESP					
	56	325115	CHOE Jeong-Hyeon	1996	KOR					
	58	516002	GEBERT Martina	1989	SUI					
	60	325098	LEE Ga-Ram	1992	KOR					
	62	705436	KAMENICKA Daniela	1996	SVK					
	63	325113	KO Un-Sori	1995	KOR					
	65	516260	CHAPERON Audrey	1993	SUI					
	68	299072	MARTINELLI Gaia	1995	ITA					
	72	125035	SUN Meng	1993	CHN					
	73	525092	GULTEKIN Helin	1996	TUR					
	75	525094	AYYILDIZ Alara	1996	TUR					

DID NOT FINISH RUN 2: 4 competitors

10	306977	MUKOGAWA Sakurako	1992	JPN
13	485807	OVCHINIKOVA Daria	1995	RUS
15	105615	ROUTHIER Eve	1988	CAN
46	107185	VALLERAND Laurence	1992	CAN

Technical Delegate:
COZZI Marco (ITA) #826

LEGEND
YB Year of Birth

11 FEB 2015 / Sierra Nevada (ESP) / 6346

ASW030102_73C 1.1

Report Created THU 12 FEB 2015 18:30

Page 3/3



Performance Analysis by Rank

Number of Competitors: 28, Number of Countries: 17

Rank	Bib	Name	Country Code	Positions			Partials			Difference
				Pos	Time	Rank	Pos	Time	Rank	Time
1	12	AASBERG Kristine Fausa	NOR	Run 1:	Int1: 27.80 (1)		I1-Fin: 36.38 (1)		0.00	
					Fin: 1:04.18 (1)				0.00	
				Run 2:	Int1: 28.74 (1)		I1-Fin: 36.64 (3)		0.00	
					Fin: 1:05.38 (1)				0.00	
		Total:	Int1: 1:32.92 (1)				0.00			
				Fin: 2:09.56 (1)				0.00		
2	1	MAJERCZYK Sabina	POL	Run 1:	Int1: 28.07 (2)		I1-Fin: 38.36 (9)		0.27	
					Fin: 1:06.43 (4)				2.25	
				Run 2:	Int1: 29.21 (7)		I1-Fin: 36.45 (1)		0.47	
					Fin: 1:05.66 (3)				0.28	
		Total:	Int1: 1:35.64 (3)				2.72			
				Fin: 2:12.09 (2)				2.53		
3	26	PALLAS Carmina	AND	Run 1:	Int1: 28.74 (5)		I1-Fin: 38.17 (6)		0.94	
					Fin: 1:06.91 (7)				2.73	
				Run 2:	Int1: 28.92 (3)		I1-Fin: 36.94 (8)		0.18	
					Fin: 1:05.86 (5)				0.48	
		Total:	Int1: 1:35.83 (5)				2.91			
				Fin: 2:12.77 (3)				3.21		
4	17	PICCARD Lucie	FRA	Run 1:	Int1: 28.76 (6)		I1-Fin: 38.32 (8)		0.96	
					Fin: 1:07.08 (9)				2.90	
				Run 2:	Int1: 29.12 (6)		I1-Fin: 36.79 (6)		0.38	
					Fin: 1:05.91 (7)				0.53	
		Total:	Int1: 1:36.20 (8)				3.28			
				Fin: 2:12.99 (4)				3.43		
5	7	GANTNEROVA Jana	SVK	Run 1:	Int1: 28.20 (3)		I1-Fin: 38.06 (5)		0.40	
					Fin: 1:06.26 (2)				2.08	
				Run 2:	Int1: 29.21 (7)		I1-Fin: 37.60 (16)		0.47	
					Fin: 1:06.81 (12)				1.43	
		Total:	Int1: 1:35.47 (2)				2.55			
				Fin: 2:13.07 (5)				3.51		
6	6	PFEIFER Lisa	ITA	Run 1:	Int1: 28.99 (9)		I1-Fin: 37.33 (2)		1.19	
					Fin: 1:06.32 (3)				2.14	
				Run 2:	Int1: 29.60 (17)		I1-Fin: 37.37 (12)		0.86	
					Fin: 1:06.97 (14)				1.59	
		Total:	Int1: 1:35.92 (6)				3.00			
				Fin: 2:13.29 (6)				3.73		
7	19	BYRKJELAND Maren	NOR	Run 1:	Int1: 28.54 (4)		I1-Fin: 38.26 (7)		0.74	
					Fin: 1:06.80 (6)				2.62	
				Run 2:	Int1: 29.00 (4)		I1-Fin: 37.50 (13)		0.26	
					Fin: 1:06.50 (9)				1.12	
		Total:	Int1: 1:35.80 (4)				2.88			
				Fin: 2:13.30 (7)				3.74		



Performance Analysis by Rank

Number of Competitors: 28, Number of Countries: 17

Rank	Bib	Name	Country Code	Positions			Partials			Difference
				Pos	Time	Rank	Pos	Time	Rank	Time
8	23	GOULD Stephanie	CAN	Run 1:	Int1: 28.95 (7)		I1-Fin:	37.75 (3)	1.15	
					Fin: 1:06.70 (5)				2.52	
				Run 2:	Int1: 29.35 (11)		I1-Fin:	37.53 (15)	0.61	
					Fin: 1:06.88 (13)				1.50	
		Total:	Int1: 1:36.05 (7)					3.13		
				Fin: 2:13.58 (8)				4.02		
9	51	CHRAPEK Karolina	POL	Run 1:	Int1: 29.08 (10)		I1-Fin:	38.44 (10)	1.28	
					Fin: 1:07.52 (10)				3.34	
				Run 2:	Int1: 29.43 (12)		I1-Fin:	36.80 (7)	0.69	
					Fin: 1:06.23 (8)				0.85	
		Total:	Int1: 1:36.95 (10)					4.03		
				Fin: 2:13.75 (9)				4.19		
10	49	PROKOPEVA A.	RUS	Run 1:	Int1: 29.24 (12)		I1-Fin:	38.66 (11)	1.44	
					Fin: 1:07.90 (11)				3.72	
				Run 2:	Int1: 29.29 (10)		I1-Fin:	36.57 (2)	0.55	
					Fin: 1:05.86 (5)				0.48	
		Total:	Int1: 1:37.19 (11)					4.27		
				Fin: 2:13.76 (10)				4.20		
11	16	MCLEAN Shane	USA	Run 1:	Int1: 28.96 (8)		I1-Fin:	38.02 (4)	1.16	
					Fin: 1:06.98 (8)				2.80	
				Run 2:	Int1: 29.59 (16)		I1-Fin:	37.68 (19)	0.85	
					Fin: 1:07.27 (16)				1.89	
		Total:	Int1: 1:36.57 (9)					3.65		
				Fin: 2:14.25 (11)				4.69		
12	48	KMOCHOVA Tereza	CZE	Run 1:	Int1: 29.23 (11)		I1-Fin:	40.18 (18)	1.43	
					Fin: 1:09.41 (13)				5.23	
				Run 2:	Int1: 28.89 (2)		I1-Fin:	36.67 (4)	0.15	
					Fin: 1:05.56 (2)				0.18	
		Total:	Int1: 1:38.30 (12)					5.38		
				Fin: 2:14.97 (12)				5.41		
13	41	BOEUF Johanna	FRA	Run 1:	Int1: 29.88 (16)		I1-Fin:	39.04 (12)	2.08	
					Fin: 1:08.92 (12)				4.74	
				Run 2:	Int1: 29.49 (14)		I1-Fin:	37.01 (9)	0.75	
					Fin: 1:06.50 (9)				1.12	
		Total:	Int1: 1:38.41 (13)					5.49		
				Fin: 2:15.42 (13)				5.86		
14	50	MACAULAY Alice	GBR	Run 1:	Int1: 29.84 (14)		I1-Fin:	40.48 (21)	2.04	
					Fin: 1:10.32 (19)				6.14	
				Run 2:	Int1: 29.06 (5)		I1-Fin:	36.71 (5)	0.32	
					Fin: 1:05.77 (4)				0.39	
		Total:	Int1: 1:39.38 (14)					6.46		
				Fin: 2:16.09 (14)				6.53		



Performance Analysis by Rank

Number of Competitors: 28, Number of Countries: 17

Rank	Bib	Name	Country Code	Positions			Partials			Difference
				Pos	Time	Rank	Pos	Time	Rank	Time
15	40	STRAKOVA Bara	CZE	Run 1:	Int1:	29.56 (13)	11-Fin:	40.75 (22)	1.76	
					Fin:	1:10.31 (18)			6.13	
				Run 2:	Int1:	29.47 (13)	11-Fin:	37.14 (10)	0.73	
					Fin:	1:06.61 (11)			1.23	
		Total:	Int1:	1:39.78 (16)			6.86			
			Fin:	2:16.92 (15)			7.36			
16	47	POPOVA Ekaterina	RUS	Run 1:	Int1:	29.85 (15)	11-Fin:	39.83 (16)	2.05	
					Fin:	1:09.68 (15)			5.50	
				Run 2:	Int1:	30.29 (22)	11-Fin:	37.31 (11)	1.55	
					Fin:	1:07.60 (19)			2.22	
		Total:	Int1:	1:39.97 (18)			7.05			
			Fin:	2:17.28 (16)			7.72			
17	66	KLUSAK Magdalena	POL	Run 1:	Int1:	30.17 (18)	11-Fin:	40.02 (17)	2.37	
					Fin:	1:10.19 (17)			6.01	
				Run 2:	Int1:	29.97 (19)	11-Fin:	37.51 (14)	1.23	
					Fin:	1:07.48 (18)			2.10	
		Total:	Int1:	1:40.16 (20)			7.24			
			Fin:	2:17.67 (17)			8.11			
18	42	NAATZ Emma	USA	Run 1:	Int1:	30.51 (22)	11-Fin:	40.31 (20)	2.71	
					Fin:	1:10.82 (22)			6.64	
				Run 2:	Int1:	29.53 (15)	11-Fin:	37.64 (18)	0.79	
					Fin:	1:07.17 (15)			1.79	
		Total:	Int1:	1:40.35 (21)			7.43			
			Fin:	2:17.99 (18)			8.43			
19	61	RUDOLFOVA Veronika	CZE	Run 1:	Int1:	30.20 (19)	11-Fin:	39.56 (14)	2.40	
					Fin:	1:09.76 (16)			5.58	
				Run 2:	Int1:	30.13 (20)	11-Fin:	38.17 (20)	1.39	
					Fin:	1:08.30 (21)			2.92	
		Total:	Int1:	1:39.89 (17)			6.97			
			Fin:	2:18.06 (19)			8.50			
20	43	WISE Clare	USA	Run 1:	Int1:	31.11 (23)	11-Fin:	39.68 (15)	3.31	
					Fin:	1:10.79 (21)			6.61	
				Run 2:	Int1:	29.68 (18)	11-Fin:	37.61 (17)	0.94	
					Fin:	1:07.29 (17)			1.91	
		Total:	Int1:	1:40.47 (22)			7.55			
			Fin:	2:18.08 (20)			8.52			
21	45	SJOESTROEM Alexandra	SWE	Run 1:	Int1:	30.07 (17)	11-Fin:	40.28 (19)	2.27	
					Fin:	1:10.35 (20)			6.17	
				Run 2:	Int1:	29.24 (9)	11-Fin:	38.60 (22)	0.50	
					Fin:	1:07.84 (20)			2.46	
		Total:	Int1:	1:39.59 (15)			6.67			
			Fin:	2:18.19 (21)			8.63			



Performance Analysis by Rank

Number of Competitors: 28, Number of Countries: 17

Rank	Bib	Name	Country Code	Positions			Partials			Difference
				Pos	Time	Rank	Pos	Time	Rank	Time
22	57	LEE Hyun-Ji	KOR	Run 1:	Int1:	30.22 (20)	11-Fin:	39.44 (13)	2.42	
					Fin:	1:09.66 (14)			5.48	
				Run 2:	Int1:	30.38 (23)	11-Fin:	38.25 (21)	1.64	
					Fin:	1:08.63 (22)			3.25	
		Total:	Int1:	1:40.04 (19)			7.12			
			Fin:	2:18.29 (22)			8.73			
23	64	KIM Seo-Hyun	KOR	Run 1:	Int1:	31.33 (25)	11-Fin:	41.68 (23)	3.53	
					Fin:	1:13.01 (23)			8.83	
				Run 2:	Int1:	30.45 (24)	11-Fin:	38.93 (25)	1.71	
					Fin:	1:09.38 (24)			4.00	
		Total:	Int1:	1:43.46 (23)			10.54			
			Fin:	2:22.39 (23)			12.83			
24	59	NOH Jin-Soul	KOR	Run 1:	Int1:	31.30 (24)	11-Fin:	41.78 (24)	3.50	
					Fin:	1:13.08 (24)			8.90	
				Run 2:	Int1:	30.63 (25)	11-Fin:	38.92 (24)	1.89	
					Fin:	1:09.55 (25)			4.17	
		Total:	Int1:	1:43.71 (24)			10.79			
			Fin:	2:22.63 (24)			13.07			
25	67	ZIMSEK Ana	SLO	Run 1:	Int1:	30.26 (21)	11-Fin:	44.61 (26)	2.46	
					Fin:	1:14.87 (26)			10.69	
				Run 2:	Int1:	30.27 (21)	11-Fin:	38.76 (23)	1.53	
					Fin:	1:09.03 (23)			3.65	
		Total:	Int1:	1:45.14 (25)			12.22			
			Fin:	2:23.90 (25)			14.34			
26	69	NI Yueming	CHN	Run 1:	Int1:	32.26 (26)	11-Fin:	42.24 (25)	4.46	
					Fin:	1:14.50 (25)			10.32	
				Run 2:	Int1:	31.72 (26)	11-Fin:	41.90 (26)	2.98	
					Fin:	1:13.62 (26)			8.24	
		Total:	Int1:	1:46.22 (26)			13.30			
			Fin:	2:28.12 (26)			18.56			
27	70	TYMCHENKO Roksana	UKR	Run 1:	Int1:	32.30 (27)	11-Fin:	44.61 (26)	4.50	
					Fin:	1:16.91 (27)			12.73	
				Run 2:	Int1:	32.03 (27)	11-Fin:	41.90 (26)	3.29	
					Fin:	1:13.93 (27)			8.55	
		Total:	Int1:	1:48.94 (27)			16.02			
			Fin:	2:30.84 (27)			21.28			
28	71	CARIKCIOGLU Ozlem	TUR	Run 1:	Int1:	33.64 (28)	11-Fin:	47.73 (28)	5.84	
					Fin:	1:21.37 (28)			17.19	
				Run 2:	Int1:	32.52 (28)	11-Fin:	43.70 (28)	3.78	
					Fin:	1:16.22 (28)			10.84	
		Total:	Int1:	1:53.89 (28)			20.97			
			Fin:	2:37.59 (28)			28.03			

LEGEND

Fin Finish

Int1 Intermediate 1

Pos Intermediate position Int Intermediate

11 FEB 2015 / Sierra Nevada (ESP) / 6346



WINTER
UNIVERSIADE
GRANADA 2015



RESULT BOOK

ALPINE SKIING

Ladies' Slalom



Entry List by Event

As of THU 12 FEB 2015

Number of Competitors: 75, Number of Countries: 25

Country	FIS Code	Name	Date of Birth	FIS Points
AND - Andorra (2)	25194	PALLAS Carmina	3 JUN 1996	46.25 (622)
	25188	RAMENTOL Sara	27 SEP 1996	43.32 (546)
AUT - Austria (1)	56171	AUER Kathrin	4 MAY 1993	25.51 (223)
BLR - Belarus (1)	665009	SHKANOVA Maria	18 OCT 1989	22.09 (178)
CAN - Canada (6)	107447	GOULD Stephanie	18 JUL 1994	38.64 (457)
	107217	KNOWLES Natalie	10 FEB 1992	30.96 (309)
	107337	PAQUIN-RICARD Claudia	25 NOV 1993	26.26 (233)
	105615	ROUTHIER Eve	1 SEP 1988	14.22 (89)
	106988	STEVENS Victoria	15 FEB 1990	28.08 (260)
	107185	VALLERAND Laurence	25 SEP 1992	28.40 (271)
CHN - China (2)	125039	NI Yueming	1 MAY 1995	91.45 (1700)
	125035	SUN Meng	29 JUL 1993	203.70 (2988)
CRO - Croatia (1)	385057	MARENIC Edita	22 DEC 1992	79.24 (1424)
CZE - Czech Republic (4)	155503	KLICNAROVA Pavla	2 JAN 1988	36.82 (424)
	155586	KMOCHOVA Tereza	26 SEP 1990	29.87 (294)
	155698	RUDOLFOVA Veronika	12 SEP 1993	33.15 (353)
	155740	STRAKOVA Bara	30 SEP 1994	35.75 (400)
ESP - Spain (4)	496138	BARGALLO Julia	13 JUN 1995	48.48 (670)
	496176	BOIX Mariona	7 APR 1995	56.56 (875)
	495930	GARIN Inda	1 JUN 1992	44.36 (573)
	496055	PAU Nuria	24 FEB 1994	36.25 (406)
FIN - Finland (5)	185383	AHONEN Saana	3 MAY 1994	36.46 (410)
	185281	HALME Nina	25 JAN 1990	61.98 (1010)
	185337	HOLM Sandra	20 NOV 1992	36.51 (412)
	185267	HONKONEN Jessica	16 APR 1989	18.90 (135)
	185357	VIRKKULA Sohvi	30 SEP 1993	32.95 (349)
FRA - France (3)	197808	BOEUF Johanna	11 APR 1997	32.69 (343)
	197521	NICOLETTA Romane	4 OCT 1994	28.31 (267)
	197538	PICCARD Lucie	21 DEC 1994	20.78 (160)
GBR - United Kingdom (1)	225590	MACAULAY Alice	23 JAN 1995	40.30 (481)
GER - Germany (1)	206290	HUEBNER Monica	10 APR 1990	10.32 (57)
ITA - Italy (4)	298270	GEYR Carmen	30 NOV 1992	17.00 (118)
	299072	MARTINELLI Gaia	5 JAN 1995	57.83 (910)
	298605	NAIRZ Maria	23 JUL 1993	31.34 (315)
	298453	PFEIFER Lisa	4 MAY 1993	58.62 (931)

13 FEB 2015 / Sierra Nevada (ESP) / 6347

ASW020000_32C 1.0

Report Created THU 12 FEB 2015 19:21

Page 1/3



Entry List by Event

As of THU 12 FEB 2015

Number of Competitors: 75, Number of Countries: 25

Country	FIS Code	Name	Date of Birth	FIS Points
JPN - Japan (2)	307120	ARAI Makiko	12 JUN 1993	9.32 (48)
	306977	MUKOGAWA Sakurako	20 JAN 1992	12.86 (74)
KOR - Republic of Korea (5)	325115	CHOE Jeong-Hyeon	16 APR 1996	50.27 (706)
	325091	KIM Seo-Hyun	8 JUL 1991	67.19 (1134)
	325113	KO Un-Sori	9 MAR 1995	63.46 (1046)
	325106	LEE Hyun-Ji	3 OCT 1994	65.99 (1104)
NOR - Norway (3)	325118	NOH Jin-Soul	15 APR 1996	57.77 (909)
	426047	AASBERG Kristine Fausa	24 FEB 1994	30.99 (310)
	426051	BYRKJELAND Maren Nessen	14 SEP 1994	34.32 (375)
POL - Poland (3)	425803	GROSVOLD Thea	31 JAN 1990	17.87 (124)
	435245	CHRAPEK Karolina	18 JAN 1990	29.52 (289)
	435347	KLUSAK Magdalena	6 NOV 1995	59.99 (965)
RUS - Russian Federation (7)	435313	MAJERCZYK Sabina	4 APR 1993	31.16 (311)
	485799	ALEXEEVA Nadezda	26 APR 1995	32.37 (334)
	485632	BEDAREVA Maria	3 MAR 1992	28.85 (279)
SLO - Slovenia (1)	485807	OVCHINIKOVA Daria	11 OCT 1995	24.65 (213)
	485868	POGREBITSKAYA Olga	7 MAR 1996	68.34 (1166)
	485713	POPOVA Ekaterina	5 JUL 1993	65.79 (1099)
	485749	PROKOPYEVA Aleksandra	24 JUL 1994	40.13 (478)
	485802	TKACHENKO Ekaterina	7 MAR 1995	41.64 (515)
SUI - Switzerland (3)	565438	ZIMSEK Ana	22 MAY 1995	83.59 (1528)
	516260	CHAPERON Audrey	14 FEB 1993	44.26 (569)
	516002	GEBERT Martina	7 JAN 1989	51.32 (743)
SVK - Slovakia (3)	516193	KIENER Manuela	7 DEC 1992	44.44 (577)
	705349	GANTNEROVA Jana	15 JUL 1989	17.24 (120)
	705436	KAMENICKA Daniela	11 MAY 1996	43.06 (538)
SWE - Sweden (3)	705377	SAALOVA Kristina	20 MAY 1991	26.49 (239)
	506483	CARLSSON Sofie	25 APR 1993	53.54 (808)
	506584	RAPAPORT Helena	26 AUG 1994	40.99 (497)
TUR - Turkey (3)	506560	SJOESTROEM Alexandra	29 MAR 1994	30.84 (307)
	525094	AYYILDIZ Alara	27 SEP 1996	359.57 (3416)
	525085	CARIKCIOGLU Ozlem	1 JAN 1994	120.47 (2216)
UKR - Ukraine (1)	525092	GULTEKIN Helin	11 AUG 1996	525.06 (3491)
	695076	TYMCHENKO Roksana	15 JUN 1991	121.64 (2232)



Entry List by Event

As of THU 12 FEB 2015

Number of Competitors: 75, Number of Countries: 25

Country	FIS Code	Name	Date of Birth	FIS Points
USA - United States (6)	539848	ALTRINGER Courtney	2 AUG 1993	32.39 (336)
	6535634	BROWNELL-PATTY Danielle	16 JAN 1996	41.17 (502)
	539109	DELANEY Devin	24 FEB 1991	27.11 (247)
	539390	MCLEAN Shane	20 JUN 1992	27.26 (249)
	539673	NAATZ Emma	17 NOV 1993	35.23 (392)
	539451	WISE Clare	14 OCT 1992	39.69 (476)

NOTE

Output includes skiers who are eligible to start.
After the team captains' meeting this output will be updated to show those skiers who actually start in an event.

13 FEB 2015 / Sierra Nevada (ESP) / 6347



Medallists

Medal	Name	Country
GOLD	GROSVOLD Thea	NOR - Norway
SILVER	HUEBNER Monica	GER - Germany
BRONZE	ROUTHIER Eve	CAN - Canada



Penalty Calculation

Best 10 at Finish

Rank	Bib	FIS Code	Name	Country Code	FIS Points	Best 5	Race Points
1	2	425803	GROSVOLD Thea	NOR	17.87	17.87	0.00
2	8	206290	HUEBNER Monica	GER	10.32	10.32	3.43
3	5	105615	ROUTHIER Eve	CAN	14.22	14.22	4.45
4	46	485802	TKACHENKO Ekaterina	RUS	41.64		
5	14	197538	PICCARD Lucie	FRA	20.78	20.78	8.17
6	3	185267	HONKONEN Jessica	FIN	18.90	18.90	9.12
7	15	665009	SHKANOVA Maria	BLR	22.09		
8	21	435245	CHRAPEK Karolina	POL	29.52		
9	17	106988	STEVENS Victoria	CAN	28.08		
10	30	197808	BOEUF Johanna	FRA	32.69		

Best 5 FIS Points at Start

Rank	Bib	FIS Code	Name	Country Code	FIS Points
DNF	11	307120	ARAI Makiko	JPN	9.32
2	8	206290	HUEBNER Monica	GER	10.32
DNF	7	306977	MUKOGAWA Sakurako	JPN	12.86
3	5	105615	ROUTHIER Eve	CAN	14.22
DNF	10	298270	GEYR Carmen	ITA	17.00

TOTALS:

FIS Points of Best 5 at Start (B)	63.72	
FIS Points of Best at Finish in Top 10 (A)		82.09
Race Points of Corresponding Competitors (C)		25.17
Calculated Penalty (A+B-C) : 10 =>	12.064	
Rounded	12.06	
Category Adder	0.00	
Correction Value (Z)	0.00	
Calculated Penalty	12.06	
Penalty Applied	12.06	

Technical Delegate:
COZZI Marco (ITA) #826

LEGEND

DNF Did Not Finish

13 FEB 2015 / Sierra Nevada (ESP) / 6347

ASW020100_73G 1.0

Report Created FRI 13 FEB 2015 13:58

Page 1/1



Start List

Jury			Technical Data		
TD FIS	COZZI Marco	ITA	Course Name	Universiada	
Referee	KRANJC Matjaz	FISU	Start Altitude	2525 m	
Chief of Race	FINANCE Lionel	RUS	Finish Altitude	2350 m	
Start Referee	ORTIZ Isabel	ESP	Vertical Drop	175 m	
Finish Referee	OSUNA Jose Miguel	ESP	Homologation Number	10994/09/13	

Race Information Run 1			Race Information Run 2		
Course Setter	DALMASSO Gilles	FRA	Course Setter	OHAGEN Johan	SWE
Number of Gates	53		Number of Gates		
Turning Gates	52		Turning Gates		
Start Time	10:00		Start Time	13:00	
Forerunners	A - I. LINACISORO	ESP	Forerunners	A - I. LINACISORO	ESP
	B - H. GUERRERO	CHI		B - H. GUERRERO	CHI
	C - F. CARRERO	ESP		C - F. CARRERO	ESP
	D - A. OLLER	ESP		D - A. OLLER	ESP
	E - A. VALERO	ESP		E - A. VALERO	ESP

Number of Competitors: 75, Number of Countries: 25

Bib	FIS Code	Name	YB	Country Code	Time
1	107337	PAQUIN-RICARD Claudia	1993	CAN	_____
2	425803	GROSVOLD Thea	1990	NOR	_____
3	185267	HONKONEN Jessica	1989	FIN	_____
4	705377	SAALOVA Kristina	1991	SVK	_____
5	105615	ROUTHIER Eve	1988	CAN	_____
6	705349	GANTNEROVA Jana	1989	SVK	_____
7	306977	MUKOGAWA Sakurako	1992	JPN	_____
8	206290	HUEBNER Monica	1990	GER	_____
9	56171	AUER Kathrin	1993	AUT	_____
10	298270	GEYR Carmen	1992	ITA	_____
11	307120	ARAI Makiko	1993	JPN	_____
12	485807	OVCHNIKOVA Daria	1995	RUS	_____
13	539109	DELANEY Devin	1991	USA	_____
14	197538	PICCARD Lucie	1994	FRA	_____
15	665009	SHKANOVA Maria	1989	BLR	_____
16	539390	MCLEAN Shane	1992	USA	_____
17	106988	STEVENS Victoria	1990	CAN	_____
18	197521	NICOLETTA Romane	1994	FRA	_____
19	107185	VALLERAND Laurence	1992	CAN	_____
20	485632	BEDAREVA Maria	1992	RUS	_____
21	435245	CHRAPEK Karolina	1990	POL	_____
22	155586	KMOCHOVA Tereza	1990	CZE	_____
23	506560	SJOESTROEM Alexandra	1994	SWE	_____
24	107217	KNOWLES Natalie	1992	CAN	_____

13 FEB 2015 / Sierra Nevada (ESP) / 6347



Start List

Number of Competitors: 75, Number of Countries: 25

Bib	FIS Code	Name	YB	Country Code	Time
25	426047	AASBERG Kristine Fausa	1994	NOR	_____
26	435313	MAJERCZYK Sabina	1993	POL	_____
27	298605	NAIRZ Maria	1993	ITA	_____
28	485799	ALEXEEVA Nadezda	1995	RUS	_____
29	539848	ALTRINGER Courtney	1993	USA	_____
30	197808	BOEUF Johanna	1997	FRA	_____
31	185357	VIRKKULA Sohvi	1993	FIN	_____
32	155698	RUDOLFOVA Veronika	1993	CZE	_____
33	426051	BYRKJELAND Maren Nessen	1994	NOR	_____
34	539673	NAATZ Emma	1993	USA	_____
35	155740	STRAKOVA Bara	1994	CZE	_____
36	496055	PAU Nuria	1994	ESP	_____
37	185383	AHONEN Saana	1994	FIN	_____
38	185337	HOLM Sandra	1992	FIN	_____
39	155503	KLICNAROVA Pavla	1988	CZE	_____
40	107447	GOULD Stephanie	1994	CAN	_____
41	539451	WISE Clare	1992	USA	_____
42	485749	PROKOPYEVA Aleksandra	1994	RUS	_____
43	225590	MACAULAY Alice	1995	GBR	_____
44	506584	RAPAPORT Helena	1994	SWE	_____
45	6535634	BROWNELL-PATTY Danielle	1996	USA	_____
46	485802	TKACHENKO Ekaterina	1995	RUS	_____
47	705436	KAMENICKA Daniela	1996	SVK	_____
48	25188	RAMENTOL Sara	1996	AND	_____
49	516260	CHAPERON Audrey	1993	SUI	_____
50	495930	GARIN Inda	1992	ESP	_____
51	516193	KIENER Manuela	1992	SUI	_____
52	25194	PALLAS Carmina	1996	AND	_____
53	496138	BARGALLO Julia	1995	ESP	_____
54	325115	CHOE Jeong-Hyeon	1996	KOR	_____
55	516002	GEBERT Martina	1989	SUI	_____
56	506483	CARLSSON Sofie	1993	SWE	_____
57	496176	BOIX Mariona	1995	ESP	_____
58	325118	NOH Jin-Soul	1996	KOR	_____
59	299072	MARTINELLI Gaia	1995	ITA	_____
60	298453	PFEIFER Lisa	1993	ITA	_____
61	435347	KLUSAK Magdalena	1995	POL	_____
62	185281	HALME Nina	1990	FIN	_____
63	325113	KO Un-Sori	1995	KOR	_____
64	485713	POPOVA Ekaterina	1993	RUS	_____
65	325106	LEE Hyun-Ji	1994	KOR	_____
66	325091	KIM Seo-Hyun	1991	KOR	_____
67	485868	POGREBITSKAYA Olga	1996	RUS	_____
68	385057	MARENIC Edita	1992	CRO	_____

13 FEB 2015 / Sierra Nevada (ESP) / 6347



Start List

Number of Competitors: 75, Number of Countries: 25

Bib	FIS Code	Name	YB	Country Code	Time
69	565438	ZIMSEK Ana	1995	SLO	_____
70	125039	NI Yueming	1995	CHN	_____
71	525085	CARIKCIOGLU Ozlem	1994	TUR	_____
72	695076	TYMCHENKO Roksana	1991	UKR	_____
73	125035	SUN Meng	1993	CHN	_____
74	525094	AYYILDIZ Alara	1996	TUR	_____
75	525092	GULTEKIN Helin	1996	TUR	_____

LEGEND

YB Year of Birth

13 FEB 2015 / Sierra Nevada (ESP) / 6347



Official Result List

Jury		
TD FIS	COZZI Marco	ITA
Referee	KRANJC Matjaz	FISU
Chief of Race	FINANCE Lionel	RUS
Start Referee	ORTIZ Isabel	ESP
Finish Referee	OSUNA Jose Miguel	ESP

Technical Data	
Course Name	Universiada
Start Altitude	2525 m
Finish Altitude	2350 m
Vertical Drop	175 m
Homologation Number	10994/09/13

Race Information Run 1		
Course Setter	DALMASSO Gilles	FRA
Number of Gates	53	
Turning Gates	52	
Start Time	10:00	
Forerunners	A - I. LINACISORO	ESP
	B - H. GUERRERO	CHI
	C - F. CARRERO	ESP
	D - A. OLLER	ESP
	E - A. VALERO	ESP

Race Information Run 2		
Course Setter	OHAGEN Johan	SWE
Number of Gates		
Turning Gates		
Start Time	13:00	
Forerunners	A - I. LINACISORO	ESP
	B - H. GUERRERO	CHI
	C - F. CARRERO	ESP
	D - A. OLLER	ESP
	E - A. VALERO	ESP

Weather: SUNNY Snow: HARD Temperature - Start: -10.0 °C / 14.0 °F Finish: -10.0 °C / 14.0 °F

Number of Competitors: 75, Number of Countries: 25

Rank	Bib	FIS Code	Name	YB	Country Code	Time	Difference
1	9	56171	AUER Kathrin	1993	AUT	48.50	
2	2	425803	GROSVOLD Thea	1990	NOR	48.77	0.27
3	5	105615	ROUTHIER Eve	1988	CAN	48.81	0.31
4	8	206290	HUEBNER Monica	1990	GER	49.12	0.62
5	13	539109	DELANEY Devin	1991	USA	49.42	0.92
6	17	106988	STEVENS Victoria	1990	CAN	49.48	0.98
7	30	197808	BOEUF Johanna	1997	FRA	49.88	1.38
8	15	665009	SHKANOVA Maria	1989	BLR	49.95	1.45
9	3	185267	HONKONEN Jessica	1989	FIN	50.04	1.54
10	14	197538	PICCARD Lucie	1994	FRA	50.06	1.56
10	12	485807	OVCHINIKOVA Daria	1995	RUS	50.06	1.56
12	21	435245	CHRAPEK Karolina	1990	POL	50.13	1.63
13	46	485802	TKACHENKO Ekaterina	1995	RUS	50.50	2.00
14	24	107217	KNOWLES Natalie	1992	CAN	50.54	2.04
15	6	705349	GANTNEROVA Jana	1989	SVK	50.73	2.23
16	16	539390	MCLEAN Shane	1992	USA	51.20	2.70
17	33	426051	BYRKJELAND Maren Nessen	1994	NOR	51.22	2.72
18	38	185337	HOLM Sandra	1992	FIN	51.24	2.74
19	22	155586	KMOCHOVA Tereza	1990	CZE	51.25	2.75
20	32	155698	RUDOLFOVA Veronika	1993	CZE	51.26	2.76
21	52	25194	PALLAS Carmina	1996	AND	51.69	3.19
22	19	107185	VALLERAND Laurence	1992	CAN	51.73	3.23

13 FEB 2015 / Sierra Nevada (ESP) / 6347



Official Result List

Number of Competitors: 75, Number of Countries: 25

Rank	Bib	FIS Code	Name	YB	Country Code	Time	Difference
23	23	506560	SJOESTROEM Alexandra	1994	SWE	51.81	3.31
24	56	506483	CARLSSON Sofie	1993	SWE	52.14	3.64
25	28	485799	ALEXEEVA Nadezda	1995	RUS	52.48	3.98
26	39	155503	KLICNAROVA Pavla	1988	CZE	52.70	4.20
27	59	299072	MARTINELLI Gaia	1995	ITA	52.78	4.28
28	18	197521	NICOLETTA Romane	1994	FRA	52.89	4.39
29	43	225590	MACAULAY Alice	1995	GBR	53.24	4.74
30	47	705436	KAMENICKA Daniela	1996	SVK	53.33	4.83
31	40	107447	GOULD Stephanie	1994	CAN	53.54	5.04
32	51	516193	KIENER Manuela	1992	SUI	53.71	5.21
33	49	516260	CHAPERON Audrey	1993	SUI	53.86	5.36
34	37	185383	AHONEN Saana	1994	FIN	54.03	5.53
35	34	539673	NAATZ Emma	1993	USA	54.09	5.59
36	62	185281	HALME Nina	1990	FIN	54.30	5.80
37	61	435347	KLUSAK Magdalena	1995	POL	54.42	5.92
38	65	325106	LEE Hyun-Ji	1994	KOR	55.28	6.78
39	69	565438	ZIMSEK Ana	1995	SLO	55.89	7.39
40	1	107337	PAQUIN-RICARD Claudia	1993	CAN	56.00	7.50
41	72	695076	TYMCHENKO Roksana	1991	UKR	57.52	9.02
42	35	155740	STRAKOVA Bara	1994	CZE	57.70	9.20
43	58	325118	NOH Jin-Soul	1996	KOR	57.86	9.36
44	66	325091	KIM Seo-Hyun	1991	KOR	58.62	10.12
45	71	525085	CARIKCIOGLU Ozlem	1994	TUR	1:02.09	13.59
46	68	385057	MARENIC Edita	1992	CRO	1:06.06	17.56
47	41	539451	WISE Clare	1992	USA	1:12.91	24.41
48	74	525094	AYYILDIZ Alara	1996	TUR	1:14.28	25.78
49	75	525092	GULTEKIN Helin	1996	TUR	1:15.30	26.80

DID NOT START RUN 1: 1 competitor

20	485632	BEDAREVA Maria	1992	RUS
----	--------	----------------	------	-----

DID NOT FINISH RUN 1: 23 competitors

4	705377	SAALOVA Kristina	1991	SVK
7	306977	MUKOGAWA Sakurako	1992	JPN
10	298270	GEYR Carmen	1992	ITA
11	307120	ARAI Makiko	1993	JPN
25	426047	AASBERG Kristine Fausa	1994	NOR
26	435313	MAJERCZYK Sabina	1993	POL
27	298605	NAIRZ Maria	1993	ITA
31	185357	VIRKKULA Sohvi	1993	FIN
36	496055	PAU Nuria	1994	ESP
42	485749	PROKOPYEVA Aleksandra	1994	RUS
44	506584	RAPAPORT Helena	1994	SWE
48	25188	RAMENTOL Sara	1996	AND



Official Result List

Number of Competitors: 75, Number of Countries: 25

Rank	Bib	FIS Code	Name	YB	Country Code	Time	Difference
	50	495930	GARIN Inda	1992	ESP		
	53	496138	BARGALLO Julia	1995	ESP		
	54	325115	CHOE Jeong-Hyeon	1996	KOR		
	55	516002	GEBERT Martina	1989	SUI		
	57	496176	BOIX Mariona	1995	ESP		
	60	298453	PFEIFER Lisa	1993	ITA		
	63	325113	KO Un-Sori	1995	KOR		
	64	485713	POPOVA Ekaterina	1993	RUS		
	67	485868	POGREBITSKAYA Olga	1996	RUS		
	70	125039	NI Yueming	1995	CHN		
	73	125035	SUN Meng	1993	CHN		

DISQUALIFIED RUN 1: 2 competitors

	29	539848	ALTRINGER Courtney	1993	USA	Gate 36	Rule 629.3
	45	6535634	BROWNELL-PATTY Danielle	1996	USA	Gate 7	Rule 629.3

Reason for disqualification:

629.3 Does not pass through the gate correctly

LEGEND

YB Year of Birth

13 FEB 2015 / Sierra Nevada (ESP) / 6347



Performance Analysis by Rank

Number of Competitors: 49, Number of Countries: 22

Rank	Bib	Name	Country Code	Positions			Partials			Difference	
				Pos	Time	Rank	Pos	Time	Rank	Time	
1	9	AUER Kathrin	AUT	Run 1:	Int1:	19.84	(0)	I1-Fin:	28.66	(1)	0.14
					Fin:	48.50	(0)				
				Run 2:	Int1:		(0)	I1-Fin:		0.00	
					Fin:	0.00	(0)				
Total:	Int1:		(1)			0.00					
				Fin:	48.50	(1)					
2	2	GROSVOLD Thea	NOR	Run 1:	Int1:	19.76	(0)	I1-Fin:	29.01	(2)	0.06
					Fin:	48.77	(0)				
				Run 2:	Int1:		(0)	I1-Fin:		0.00	
					Fin:	0.00	(0)				
Total:	Int1:		(2)			0.27					
				Fin:	48.77	(2)					
3	5	ROUTHIER Eve	CAN	Run 1:	Int1:	19.70	(0)	I1-Fin:	29.11	(4)	0.00
					Fin:	48.81	(0)				
				Run 2:	Int1:		(0)	I1-Fin:		0.00	
					Fin:	0.00	(0)				
Total:	Int1:		(3)			0.31					
				Fin:	48.81	(3)					
4	8	HUEBNER Monica	GER	Run 1:	Int1:	19.91	(0)	I1-Fin:	29.21	(7)	0.21
					Fin:	49.12	(0)				
				Run 2:	Int1:		(0)	I1-Fin:		0.00	
					Fin:	0.00	(0)				
Total:	Int1:		(4)			0.62					
				Fin:	49.12	(4)					
5	13	DELANEY Devin	USA	Run 1:	Int1:	20.26	(0)	I1-Fin:	29.16	(5)	0.56
					Fin:	49.42	(0)				
				Run 2:	Int1:		(0)	I1-Fin:		0.00	
					Fin:	0.00	(0)				
Total:	Int1:		(5)			0.92					
				Fin:	49.42	(5)					
6	17	STEVENS Victoria	CAN	Run 1:	Int1:	20.32	(0)	I1-Fin:	29.16	(5)	0.62
					Fin:	49.48	(0)				
				Run 2:	Int1:		(0)	I1-Fin:		0.00	
					Fin:	0.00	(0)				
Total:	Int1:		(6)			0.98					
				Fin:	49.48	(6)					
7	30	BOEUF Johanna	FRA	Run 1:	Int1:	20.54	(0)	I1-Fin:	29.34	(9)	0.84
					Fin:	49.88	(0)				
				Run 2:	Int1:		(0)	I1-Fin:		0.00	
					Fin:	0.00	(0)				
Total:	Int1:		(7)			1.38					
				Fin:	49.88	(7)					



Performance Analysis by Rank

Number of Competitors: 49, Number of Countries: 22

Rank	Bib	Name	Country Code	Positions			Partials			Difference	
				Pos	Time	Rank	Pos	Time	Rank	Time	
8	15	SHKANOVA Maria	BLR	Run 1:	Int1:	20.30	(0)	I1-Fin:	29.65	(10)	0.60
					Fin:	49.95	(0)				1.45
				Run 2:	Int1:		(0)	I1-Fin:			0.00
					Fin:	0.00	(0)				
		Total:	Int1:								
				Fin:	49.95	(8)				1.45	
9	3	HONKONEN Jessica	FIN	Run 1:	Int1:	20.37	(0)	I1-Fin:	29.67	(12)	0.67
					Fin:	50.04	(0)				1.54
				Run 2:	Int1:		(0)	I1-Fin:			0.00
					Fin:	0.00	(0)				
		Total:	Int1:								
				Fin:	50.04	(9)				1.54	
10	14	PICCARD Lucie	FRA	Run 1:	Int1:	20.40	(0)	I1-Fin:	29.66	(11)	0.70
					Fin:	50.06	(0)				1.56
				Run 2:	Int1:		(0)	I1-Fin:			0.00
					Fin:	0.00	(0)				
		Total:	Int1:								
				Fin:	50.06	(10)				1.56	
10	12	OVCHNIKOVA Daria	RUS	Run 1:	Int1:	20.38	(0)	I1-Fin:	29.68	(13)	0.68
					Fin:	50.06	(0)				1.56
				Run 2:	Int1:		(0)	I1-Fin:			0.00
					Fin:	0.00	(0)				
		Total:	Int1:								
				Fin:	50.06	(10)				1.56	
12	21	CHRAPEK Karolina	POL	Run 1:	Int1:	20.80	(0)	I1-Fin:	29.33	(8)	1.10
					Fin:	50.13	(0)				1.63
				Run 2:	Int1:		(0)	I1-Fin:			0.00
					Fin:	0.00	(0)				
		Total:	Int1:								
				Fin:	50.13	(12)				1.63	
13	46	TKACHENKO Ekaterina	RUS	Run 1:	Int1:	19.98	(0)	I1-Fin:	30.52	(20)	0.28
					Fin:	50.50	(0)				2.00
				Run 2:	Int1:		(0)	I1-Fin:			0.00
					Fin:	0.00	(0)				
		Total:	Int1:								
				Fin:	50.50	(13)				2.00	
14	24	KNOWLES Natalie	CAN	Run 1:	Int1:	20.71	(0)	I1-Fin:	29.83	(15)	1.01
					Fin:	50.54	(0)				2.04
				Run 2:	Int1:		(0)	I1-Fin:			0.00
					Fin:	0.00	(0)				
		Total:	Int1:								
				Fin:	50.54	(14)				2.04	



Performance Analysis by Rank

Number of Competitors: 49, Number of Countries: 22

Rank	Bib	Name	Country Code	Positions			Partials			Difference	
				Pos	Time	Rank	Pos	Time	Rank	Time	
15	6	GANTNEROVA Jana	SVK	Run 1:	Int1:	20.32	(0)	11-Fin:	30.41	(18)	0.62
					Fin:	50.73	(0)				2.23
				Run 2:	Int1:			11-Fin:			0.00
					Fin:	0.00	(0)				
		Total:	Int1:								
				Fin:	50.73	(15)				2.23	
16	16	MCLEAN Shane	USA	Run 1:	Int1:	20.60	(0)	11-Fin:	30.60	(21)	0.90
					Fin:	51.20	(0)				2.70
				Run 2:	Int1:			11-Fin:			0.00
					Fin:	0.00	(0)				
		Total:	Int1:								
				Fin:	51.20	(16)				2.70	
17	33	BYRKJELAND Maren	NOR	Run 1:	Int1:	20.92	(0)	11-Fin:	30.30	(17)	1.22
					Fin:	51.22	(0)				2.72
				Run 2:	Int1:			11-Fin:			0.00
					Fin:	0.00	(0)				
		Total:	Int1:								
				Fin:	51.22	(17)				2.72	
18	38	HOLM Sandra	FIN	Run 1:	Int1:	21.43	(0)	11-Fin:	29.81	(14)	1.73
					Fin:	51.24	(0)				2.74
				Run 2:	Int1:			11-Fin:			0.00
					Fin:	0.00	(0)				
		Total:	Int1:								
				Fin:	51.24	(18)				2.74	
19	22	KMOCHOVA Tereza	CZE	Run 1:	Int1:	20.83	(0)	11-Fin:	30.42	(19)	1.13
					Fin:	51.25	(0)				2.75
				Run 2:	Int1:			11-Fin:			0.00
					Fin:	0.00	(0)				
		Total:	Int1:								
				Fin:	51.25	(19)				2.75	
20	32	RUDOLFOVA Veronika	CZE	Run 1:	Int1:	20.47	(0)	11-Fin:	30.79	(22)	0.77
					Fin:	51.26	(0)				2.76
				Run 2:	Int1:			11-Fin:			0.00
					Fin:	0.00	(0)				
		Total:	Int1:								
				Fin:	51.26	(20)				2.76	
21	52	PALLAS Carmina	AND	Run 1:	Int1:	20.67	(0)	11-Fin:	31.02	(24)	0.97
					Fin:	51.69	(0)				3.19
				Run 2:	Int1:			11-Fin:			0.00
					Fin:	0.00	(0)				
		Total:	Int1:								
				Fin:	51.69	(21)				3.19	



Performance Analysis by Rank

Number of Competitors: 49, Number of Countries: 22

Rank	Bib	Name	Country Code	Positions			Partials			Difference	
				Pos	Time	Rank	Pos	Time	Rank	Time	
22	19	VALLERAND Laurence	CAN	Run 1:	Int1:	21.46	(0)	I1-Fin:	30.27	(16)	1.76
					Fin:	51.73	(0)				3.23
				Run 2:	Int1:		(0)	I1-Fin:			0.00
					Fin:	0.00	(0)				
		Total:	Int1:		(22)				3.23		
			Fin:	51.73	(22)						
23	23	SJOESTROEM Alexandra	SWE	Run 1:	Int1:	20.52	(0)	I1-Fin:	31.29	(28)	0.82
					Fin:	51.81	(0)				3.31
				Run 2:	Int1:		(0)	I1-Fin:			0.00
					Fin:	0.00	(0)				
		Total:	Int1:		(23)				3.31		
			Fin:	51.81	(23)						
24	56	CARLSSON Sofie	SWE	Run 1:	Int1:	21.06	(0)	I1-Fin:	31.08	(25)	1.36
					Fin:	52.14	(0)				3.64
				Run 2:	Int1:		(0)	I1-Fin:			0.00
					Fin:	0.00	(0)				
		Total:	Int1:		(24)				3.64		
			Fin:	52.14	(24)						
25	28	ALEXEEVA Nadezda	RUS	Run 1:	Int1:	21.31	(0)	I1-Fin:	31.17	(27)	1.61
					Fin:	52.48	(0)				3.98
				Run 2:	Int1:		(0)	I1-Fin:			0.00
					Fin:	0.00	(0)				
		Total:	Int1:		(25)				3.98		
			Fin:	52.48	(25)						
26	39	KLICNAROVA Pavla	CZE	Run 1:	Int1:	21.78	(0)	I1-Fin:	30.92	(23)	2.08
					Fin:	52.70	(0)				4.20
				Run 2:	Int1:		(0)	I1-Fin:			0.00
					Fin:	0.00	(0)				
		Total:	Int1:		(26)				4.20		
			Fin:	52.70	(26)						
27	59	MARTINELLI Gaia	ITA	Run 1:	Int1:	21.70	(0)	I1-Fin:	31.08	(25)	2.00
					Fin:	52.78	(0)				4.28
				Run 2:	Int1:		(0)	I1-Fin:			0.00
					Fin:	0.00	(0)				
		Total:	Int1:		(27)				4.28		
			Fin:	52.78	(27)						
28	18	NICOLETTA Romane	FRA	Run 1:	Int1:	20.68	(0)	I1-Fin:	32.21	(36)	0.98
					Fin:	52.89	(0)				4.39
				Run 2:	Int1:		(0)	I1-Fin:			0.00
					Fin:	0.00	(0)				
		Total:	Int1:		(28)				4.39		
			Fin:	52.89	(28)						



Performance Analysis by Rank

Number of Competitors: 49, Number of Countries: 22

Rank	Bib	Name	Country Code	Positions			Partials			Difference	
				Pos	Time	Rank	Pos	Time	Rank	Time	
29	43	MACAULAY Alice	GBR	Run 1:	Int1:	21.28	(0)	I1-Fin:	31.96	(34)	1.58
					Fin:	53.24	(0)				4.74
				Run 2:	Int1:		(0)	I1-Fin:			0.00
					Fin:	0.00	(0)				
		Total:	Int1:				I1-Fin:				
				Fin:	53.24	(29)				4.74	
30	47	KAMENICKA Daniela	SVK	Run 1:	Int1:	21.63	(0)	I1-Fin:	31.70	(31)	1.93
					Fin:	53.33	(0)				4.83
				Run 2:	Int1:		(0)	I1-Fin:			0.00
					Fin:	0.00	(0)				
		Total:	Int1:				I1-Fin:				
				Fin:	53.33	(30)				4.83	
31	40	GOULD Stephanie	CAN	Run 1:	Int1:	22.09	(0)	I1-Fin:	31.45	(29)	2.39
					Fin:	53.54	(0)				5.04
				Run 2:	Int1:		(0)	I1-Fin:			0.00
					Fin:	0.00	(0)				
		Total:	Int1:				I1-Fin:				
				Fin:	53.54	(31)				5.04	
32	51	KIENER Manuela	SUI	Run 1:	Int1:	22.13	(0)	I1-Fin:	31.58	(30)	2.43
					Fin:	53.71	(0)				5.21
				Run 2:	Int1:		(0)	I1-Fin:			0.00
					Fin:	0.00	(0)				
		Total:	Int1:				I1-Fin:				
				Fin:	53.71	(32)				5.21	
33	49	CHAPERON Audrey	SUI	Run 1:	Int1:	21.82	(0)	I1-Fin:	32.04	(35)	2.12
					Fin:	53.86	(0)				5.36
				Run 2:	Int1:		(0)	I1-Fin:			0.00
					Fin:	0.00	(0)				
		Total:	Int1:				I1-Fin:				
				Fin:	53.86	(33)				5.36	
34	37	AHONEN Saana	FIN	Run 1:	Int1:	20.69	(0)	I1-Fin:	33.34	(40)	0.99
					Fin:	54.03	(0)				5.53
				Run 2:	Int1:		(0)	I1-Fin:			0.00
					Fin:	0.00	(0)				
		Total:	Int1:				I1-Fin:				
				Fin:	54.03	(34)				5.53	
35	34	NAATZ Emma	USA	Run 1:	Int1:	22.18	(0)	I1-Fin:	31.91	(33)	2.48
					Fin:	54.09	(0)				5.59
				Run 2:	Int1:		(0)	I1-Fin:			0.00
					Fin:	0.00	(0)				
		Total:	Int1:				I1-Fin:				
				Fin:	54.09	(35)				5.59	



Performance Analysis by Rank

Number of Competitors: 49, Number of Countries: 22

Rank	Bib	Name	Country Code	Positions			Partials			Difference	
				Pos	Time	Rank	Pos	Time	Rank	Time	
36	62	HALME Nina	FIN	Run 1:	Int1:	22.09	(0)	I1-Fin:	32.21	(36)	2.39
					Fin:	54.30	(0)				5.80
				Run 2:	Int1:		(0)	I1-Fin:			0.00
					Fin:	0.00	(0)				0.00
		Total:	Int1:								
				Fin:	54.30	(36)				5.80	
37	61	KLUSAK Magdalena	POL	Run 1:	Int1:	22.54	(0)	I1-Fin:	31.88	(32)	2.84
					Fin:	54.42	(0)				5.92
				Run 2:	Int1:		(0)	I1-Fin:			0.00
					Fin:	0.00	(0)				0.00
		Total:	Int1:								
				Fin:	54.42	(37)				5.92	
38	65	LEE Hyun-Ji	KOR	Run 1:	Int1:	22.79	(0)	I1-Fin:	32.49	(38)	3.09
					Fin:	55.28	(0)				6.78
				Run 2:	Int1:		(0)	I1-Fin:			0.00
					Fin:	0.00	(0)				0.00
		Total:	Int1:								
				Fin:	55.28	(38)				6.78	
39	69	ZIMSEK Ana	SLO	Run 1:	Int1:	22.76	(0)	I1-Fin:	33.13	(39)	3.06
					Fin:	55.89	(0)				7.39
				Run 2:	Int1:		(0)	I1-Fin:			0.00
					Fin:	0.00	(0)				0.00
		Total:	Int1:								
				Fin:	55.89	(39)				7.39	
40	1	PAQUIN-RICARD Claudia	CAN	Run 1:	Int1:	26.92	(0)	I1-Fin:	29.08	(3)	7.22
					Fin:	56.00	(0)				7.50
				Run 2:	Int1:		(0)	I1-Fin:			0.00
					Fin:	0.00	(0)				0.00
		Total:	Int1:								
				Fin:	56.00	(40)				7.50	
41	72	TYMCHENKO Roksana	UKR	Run 1:	Int1:	23.47	(0)	I1-Fin:	34.05	(41)	3.77
					Fin:	57.52	(0)				9.02
				Run 2:	Int1:		(0)	I1-Fin:			0.00
					Fin:	0.00	(0)				0.00
		Total:	Int1:								
				Fin:	57.52	(41)				9.02	
42	35	STRAKOVA Bara	CZE	Run 1:	Int1:	21.45	(0)	I1-Fin:	36.25	(45)	1.75
					Fin:	57.70	(0)				9.20
				Run 2:	Int1:		(0)	I1-Fin:			0.00
					Fin:	0.00	(0)				0.00
		Total:	Int1:								
				Fin:	57.70	(42)				9.20	



Performance Analysis by Rank

Number of Competitors: 49, Number of Countries: 22

Rank	Bib	Name	Country Code	Positions			Partials			Difference	
				Pos	Time	Rank	Pos	Time	Rank	Time	
43	58	NOH Jin-Soul	KOR	Run 1:	Int1:	23.41	(0)	11-Fin:	34.45	(42)	3.71
					Fin:	57.86	(0)				9.36
				Run 2:	Int1:		(0)	11-Fin:			0.00
					Fin:	0.00	(0)				
		Total:	Int1:		(43)				9.36		
			Fin:	57.86	(43)						
44	66	KIM Seo-Hyun	KOR	Run 1:	Int1:	23.76	(0)	11-Fin:	34.86	(44)	4.06
					Fin:	58.62	(0)				10.12
				Run 2:	Int1:		(0)	11-Fin:			0.00
					Fin:	0.00	(0)				
		Total:	Int1:		(44)				10.12		
			Fin:	58.62	(44)						
45	71	CARIKCIOGLU Ozlem	TUR	Run 1:	Int1:	24.37	(0)	11-Fin:	37.72	(46)	4.67
					Fin:	1:02.09	(0)				13.59
				Run 2:	Int1:		(0)	11-Fin:			0.00
					Fin:	0.00	(0)				
		Total:	Int1:		(45)				13.59		
			Fin:	1:02.09	(45)						
46	68	MARENIC Edita	CRO	Run 1:	Int1:	23.05	(0)	11-Fin:	43.01	(47)	3.35
					Fin:	1:06.06	(0)				17.56
				Run 2:	Int1:		(0)	11-Fin:			0.00
					Fin:	0.00	(0)				
		Total:	Int1:		(46)				17.56		
			Fin:	1:06.06	(46)						
47	41	WISE Clare	USA	Run 1:	Int1:	38.26	(0)	11-Fin:	34.65	(43)	18.56
					Fin:	1:12.91	(0)				24.41
				Run 2:	Int1:		(0)	11-Fin:			0.00
					Fin:	0.00	(0)				
		Total:	Int1:		(47)				24.41		
			Fin:	1:12.91	(47)						
48	74	AYYILDIZ Alara	TUR	Run 1:	Int1:	29.03	(0)	11-Fin:	45.25	(49)	9.33
					Fin:	1:14.28	(0)				25.78
				Run 2:	Int1:		(0)	11-Fin:			0.00
					Fin:	0.00	(0)				
		Total:	Int1:		(48)				25.78		
			Fin:	1:14.28	(48)						
49	75	GULTEKIN Helin	TUR	Run 1:	Int1:	30.14	(0)	11-Fin:	45.16	(48)	10.44
					Fin:	1:15.30	(0)				26.80
				Run 2:	Int1:		(0)	11-Fin:			0.00
					Fin:	0.00	(0)				
		Total:	Int1:		(49)				26.80		
			Fin:	1:15.30	(49)						

LEGEND

Fin Finish

Int1 Intermediate 1

Pos Intermediate position Int Intermediate

13 FEB 2015 / Sierra Nevada (ESP) / 6347



Start List

Jury

TD FIS	COZZI Marco	ITA
Referee	KRANJC Matjaz	FSU
Chief of Race	FRIAS Jose	ESP
Start Referee	ORTIZ Isabel	ESP
Finish Referee	OSUNA Jose Miguel	ESP

Technical Data

Course Name	Universiada
Start Altitude	2525 m
Finish Altitude	2350 m
Vertical Drop	175 m
Homologation Number	10994/09/13

Race Information Run 1

Course Setter	DALMASSO Gilles	FRA
Number of Gates	53	
Turning Gates	52	
Start Time	10:00	
Forerunners	A - I. LINACISORO	ESP
	B - H. GUERRERO	CHI
	C - F. CARRERO	ESP
	D - A. OLLER	ESP
	E - A. VALERO	ESP

Race Information Run 2

Course Setter	OHAGEN Johan	SWE
Number of Gates	55	
Turning Gates	53	
Start Time	13:00	
Forerunners	A - I. LINACISORO	ESP
	B - H. GUERRERO	CHI
	C - F. CARRERO	ESP
	D - A. OLLER	ESP
	E - A. VALERO	ESP

Number of Competitors: 49, Number of Countries: 22

Start Order	Bib	FIS Code	Name	YB	Country Code	Run 1	Diff.	Rank	Run 2	Total
1	47	705436	KAMENICKA Daniela	1996	SVK	53.33	4.83	30		
2	43	225590	MACAULAY Alice	1995	GBR	53.24	4.74	29		
3	18	197521	NICOLETTA Romane	1994	FRA	52.89	4.39	28		
4	59	299072	MARTINELLI Gaia	1995	ITA	52.78	4.28	27		
5	39	155503	KLICNAROVA Pavla	1988	CZE	52.70	4.20	26		
6	28	485799	ALEXEEVA Nadezda	1995	RUS	52.48	3.98	25		
7	56	506483	CARLSSON Sofie	1993	SWE	52.14	3.64	24		
8	23	506560	SJOESTROEM Alexandra	1994	SWE	51.81	3.31	23		
9	19	107185	VALLERAND Laurence	1992	CAN	51.73	3.23	22		
10	52	25194	PALLAS Carmina	1996	AND	51.69	3.19	21		
11	32	155698	RUDOLFOVA Veronika	1993	CZE	51.26	2.76	20		
12	22	155586	KMOCHOVA Tereza	1990	CZE	51.25	2.75	19		
13	38	185337	HOLM Sandra	1992	FIN	51.24	2.74	18		
14	33	426051	BYRKJELAND Maren Nessen	1994	NOR	51.22	2.72	17		
15	16	539390	MCLEAN Shane	1992	USA	51.20	2.70	16		
16	6	705349	GANTNEROVA Jana	1989	SVK	50.73	2.23	15		
17	24	107217	KNOWLES Natalie	1992	CAN	50.54	2.04	14		
18	46	485802	TKACHENKO Ekaterina	1995	RUS	50.50	2.00	13		
19	21	435245	CHRAPEK Karolina	1990	POL	50.13	1.63	12		
20	12	485807	OVCHNIKOVA Daria	1995	RUS	50.06	1.56	10		
21	14	197538	PICCARD Lucie	1994	FRA	50.06	1.56	10		
22	3	185267	HONKONEN Jessica	1989	FIN	50.04	1.54	9		
23	15	665009	SHKANOVA Maria	1989	BLR	49.95	1.45	8		
24	30	197808	BOEUF Johanna	1997	FRA	49.88	1.38	7		

13 FEB 2015 / Sierra Nevada (ESP) / 6347



Start List

Number of Competitors: 49, Number of Countries: 22

Start Order	Bib	FIS Code	Name	YB	Country Code	Run 1	Diff.	Rank	Run 2	Total
25	17	106988	STEVENS Victoria	1990	CAN	49.48	0.98	6	_____	_____
26	13	539109	DELANEY Devin	1991	USA	49.42	0.92	5	_____	_____
27	8	206290	HUEBNER Monica	1990	GER	49.12	0.62	4	_____	_____
28	5	105615	ROUTHIER Eve	1988	CAN	48.81	0.31	3	_____	_____
29	2	425803	GROSVOLD Thea	1990	NOR	48.77	0.27	2	_____	_____
30	9	56171	AUER Kathrin	1993	AUT	48.50	0.00	1	_____	_____
31	40	107447	GOULD Stephanie	1994	CAN	53.54	5.04	31	_____	_____
32	51	516193	KIENER Manuela	1992	SUI	53.71	5.21	32	_____	_____
33	49	516260	CHAPERON Audrey	1993	SUI	53.86	5.36	33	_____	_____
34	37	185383	AHONEN Saana	1994	FIN	54.03	5.53	34	_____	_____
35	34	539673	NAATZ Emma	1993	USA	54.09	5.59	35	_____	_____
36	62	185281	HALME Nina	1990	FIN	54.30	5.80	36	_____	_____
37	61	435347	KLUSAK Magdalena	1995	POL	54.42	5.92	37	_____	_____
38	65	325106	LEE Hyun-Ji	1994	KOR	55.28	6.78	38	_____	_____
39	69	565438	ZIMSEK Ana	1995	SLO	55.89	7.39	39	_____	_____
40	1	107337	PAQUIN-RICARD Claudia	1993	CAN	56.00	7.50	40	_____	_____
41	72	695076	TYMCHENKO Roksana	1991	UKR	57.52	9.02	41	_____	_____
42	35	155740	STRAKOVA Bara	1994	CZE	57.70	9.20	42	_____	_____
43	58	325118	NOH Jin-Soul	1996	KOR	57.86	9.36	43	_____	_____
44	66	325091	KIM Seo-Hyun	1991	KOR	58.62	10.12	44	_____	_____
45	71	525085	CARIKCIOGLU Ozlem	1994	TUR	1:02.09	13.59	45	_____	_____
46	68	385057	MARENIC Edita	1992	CRO	1:06.06	17.56	46	_____	_____
47	41	539451	WISE Clare	1992	USA	1:12.91	24.41	47	_____	_____
48	74	525094	AYYILDIZ Alara	1996	TUR	1:14.28	25.78	48	_____	_____
49	75	525092	GULTEKIN Helin	1996	TUR	1:15.30	26.80	49	_____	_____

LEGEND

YB Year of Birth

13 FEB 2015 / Sierra Nevada (ESP) / 6347



Official Result List

Jury		
TD FIS	COZZI Marco	ITA
Referee	KRANJC Matjaz	FSU
Chief of Race	FRIAS Jose	ESP
Start Referee	ORTIZ Isabel	ESP
Finish Referee	OSUNA Jose Miguel	ESP

Technical Data	
Course Name	Universiada
Start Altitude	2525 m
Finish Altitude	2350 m
Vertical Drop	175 m
Homologation Number	10994/09/13

Race Information Run 1		
Course Setter	DALMASSO Gilles	FRA
Number of Gates	53	
Turning Gates	52	
Start Time	10:00	
Forerunners	A - I. LINACISORO	ESP
	B - H. GUERRERO	CHI
	C - F. CARRERO	ESP
	D - A. OLLER	ESP
	E - A. VALERO	ESP

Race Information Run 2		
Course Setter	OHAGEN Johan	SWE
Number of Gates	55	
Turning Gates	53	
Start Time	13:00	
Forerunners	A - I. LINACISORO	ESP
	B - H. GUERRERO	CHI
	C - F. CARRERO	ESP
	D - A. OLLER	ESP
	E - A. VALERO	ESP

Weather: SUNNY Snow: HARD Temperature - Start: -8.0 °C / 17.6 °F Finish: -8.0 °C / 17.6 °F F-factor: 720

Number of Competitors: 75, Number of Countries: 25

Rank	Bib	FIS Code	Name	YB	Country Code	Run 1		Run 2		Total	Diff.	Race Points
						Time	Rank	Time	Rank			
1	2	425803	GROSVOLD Thea	1990	NOR	48.77	(2)	49.95	(4)	1:38.72		0.00
2	8	206290	HUEBNER Monica	1990	GER	49.12	(4)	50.07	(6)	1:39.19	0.47	3.43
3	5	105615	ROUTHIER Eve	1988	CAN	48.81	(3)	50.52	(12)	1:39.33	0.61	4.45
4	46	485802	TKACHENKO Ekaterina	1995	RUS	50.50	(13)	49.15	(1)	1:39.65	0.93	6.78
5	14	197538	PICCARD Lucie	1994	FRA	50.06	(10)	49.78	(2)	1:39.84	1.12	8.17
6	3	185267	HONKONEN Jessica	1989	FIN	50.04	(9)	49.93	(3)	1:39.97	1.25	9.12
7	15	665009	SHKANOVA Maria	1989	BLR	49.95	(8)	50.48	(10)	1:40.43	1.71	12.47
8	21	435245	CHRAPEK Karolina	1990	POL	50.13	(12)	50.31	(8)	1:40.44	1.72	12.54
9	17	106988	STEVENS Victoria	1990	CAN	49.48	(6)	51.23	(21)	1:40.71	1.99	14.51
10	30	197808	BOEUF Johanna	1997	FRA	49.88	(7)	50.90	(17)	1:40.78	2.06	15.02
11	32	155698	RUDOLFOVA Veronika	1993	CZE	51.26	(20)	50.10	(7)	1:41.36	2.64	19.25
12	24	107217	KNOWLES Natalie	1992	CAN	50.54	(14)	50.83	(15)	1:41.37	2.65	19.33
13	52	25194	PALLAS Carmina	1996	AND	51.69	(21)	50.31	(8)	1:42.00	3.28	23.92
14	16	539390	MCLEAN Shane	1992	USA	51.20	(16)	51.15	(19)	1:42.35	3.63	26.47
15	6	705349	GANTNEROVA Jana	1989	SVK	50.73	(15)	51.67	(25)	1:42.40	3.68	26.84
16	9	56171	AUER Kathrin	1993	AUT	48.50	(1)	53.93	(31)	1:42.43	3.71	27.06
17	33	426051	BYRKJELAND Maren	1994	NOR	51.22	(17)	51.25	(23)	1:42.47	3.75	27.35
18	22	155586	KMOCHOVA Tereza	1990	CZE	51.25	(19)	51.25	(23)	1:42.50	3.78	27.57
19	23	506560	SJOESTROEM Alexandra	1994	SWE	51.81	(23)	50.94	(18)	1:42.75	4.03	29.39

#826 _____



Official Result List

Number of Competitors: 75, Number of Countries: 25

Rank	Bib	FIS Code	Name	YB	Country Code	Run 1		Run 2		Total	Diff.	Race Points
						Time	Rank	Time	Rank			
20	38	185337	HOLM Sandra	1992	FIN	51.24	(18)	51.67	(25)	1:42.91	4.19	30.56
21	18	197521	NICOLETTA Romane	1994	FRA	52.89	(28)	50.03	(5)	1:42.92	4.20	30.63
22	19	107185	VALLERAND Laurence	1992	CAN	51.73	(22)	51.20	(20)	1:42.93	4.21	30.71
23	56	506483	CARLSSON Sofie	1993	SWE	52.14	(24)	50.81	(14)	1:42.95	4.23	30.85
24	39	155503	KLICNAROVA Pavla	1988	CZE	52.70	(26)	50.48	(10)	1:43.18	4.46	32.53
25	28	485799	ALEXEEVA Nadezda	1995	RUS	52.48	(25)	50.71	(13)	1:43.19	4.47	32.60
26	43	225590	MACAULAY Alice	1995	GBR	53.24	(29)	50.84	(16)	1:44.08	5.36	39.09
27	51	516193	KIENER Manuela	1992	SUI	53.71	(32)	51.24	(22)	1:44.95	6.23	45.44
28	47	705436	KAMENICKA Daniela	1996	SVK	53.33	(30)	51.87	(27)	1:45.20	6.48	47.26
29	40	107447	GOULD Stephanie	1994	CAN	53.54	(31)	53.25	(28)	1:46.79	8.07	58.86
30	49	516260	CHAPERON Audrey	1993	SUI	53.86	(33)	53.52	(29)	1:47.38	8.66	63.16
31	62	185281	HALME Nina	1990	FIN	54.30	(36)	53.65	(30)	1:47.95	9.23	67.32
32	34	539673	NAATZ Emma	1993	USA	54.09	(35)	54.20	(32)	1:48.29	9.57	69.80
33	69	565438	ZIMSEK Ana	1995	SLO	55.89	(39)	56.81	(33)	1:52.70	13.98	101.96
34	58	325118	NOH Jin-Soul	1996	KOR	57.86	(43)	57.09	(34)	1:54.95	16.23	118.37
35	72	695076	TYMCHENKO Roksana	1991	UKR	57.52	(41)	57.49	(35)	1:55.01	16.29	118.81
36	13	539109	DELANEY Devin	1991	USA	49.42	(5)	1:08.26	(40)	1:57.68	18.96	138.28
37	66	325091	KIM Seo-Hyun	1991	KOR	58.62	(44)	59.82	(37)	1:58.44	19.72	143.82
38	68	385057	MARENIC Edita	1992	CRO	1:06.06	(46)	58.01	(36)	2:04.07	25.35	184.89
39	71	525085	CARIKCIOGLU Ozlem	1994	TUR	1:02.09	(45)	1:03.35	(39)	2:05.44	26.72	194.88
40	41	539451	WISE Clare	1992	USA	1:12.91	(47)	1:00.28	(38)	2:13.19	34.47	251.40
41	74	525094	AYYILDIZ Alara	1996	TUR	1:14.28	(48)	1:14.61	(41)	2:28.89	50.17	365.91
42	75	525092	GULTEKIN Helin	1996	TUR	1:15.30	(49)	1:15.20	(42)	2:30.50	51.78	377.65

DID NOT START RUN 1: 1 competitor

20 485632 BEDAREVA Maria 1992 RUS

DID NOT FINISH RUN 1: 23 competitors

4 705377 SAALOVA Kristina 1991 SVK
 7 306977 MUKOGAWA Sakurako 1992 JPN
 10 298270 GEYR Carmen 1992 ITA
 11 307120 ARAI Makiko 1993 JPN
 25 426047 AASBERG Kristine Fausa 1994 NOR
 26 435313 MAJERCZYK Sabina 1993 POL
 27 298605 NAIRZ Maria 1993 ITA
 31 185357 VIRKKULA Sohvi 1993 FIN
 36 496055 PAU Nuria 1994 ESP
 42 485749 PROKOPYEVA Aleksandra 1994 RUS
 44 506584 RAPAPORT Helena 1994 SWE
 48 25188 RAMENTOL Sara 1996 AND
 50 495930 GARIN Inda 1992 ESP
 53 496138 BARGALLO Julia 1995 ESP

#826



Official Result List

Number of Competitors: 75, Number of Countries: 25

Rank	Bib	FIS Code	Name	YB	Country Code	Run 1	Run 2	Total	Diff.	Race Points
						Time Rank	Time Rank			
	54	325115	CHOE Jeong-Hyeon	1996	KOR					
	55	516002	GEBERT Martina	1989	SUI					
	57	496176	BOIX Mariona	1995	ESP					
	60	298453	PFEIFER Lisa	1993	ITA					
	63	325113	KO Un-Sori	1995	KOR					
	64	485713	POPOVA Ekaterina	1993	RUS					
	67	485868	POGREBITSKAYA Olga	1996	RUS					
	70	125039	NI Yueming	1995	CHN					
	73	125035	SUN Meng	1993	CHN					

DISQUALIFIED RUN 1: 2 competitors

29	539848	ALTRINGER Courtney	1993	USA	Gate 36	Rule 629.3
45	6535634	BROWNELL-PATTY D.	1996	USA	Gate 7	Rule 629.3

DID NOT FINISH RUN 2: 7 competitors

1	107337	PAQUIN-RICARD Claudia	1993	CAN	
12	485807	OVCHINIKOVA Daria	1995	RUS	
35	155740	STRAKOVA Bara	1994	CZE	
37	185383	AHONEN Saana	1994	FIN	
59	299072	MARTINELLI Gaia	1995	ITA	
61	435347	KLUSAK Magdalena	1995	POL	
65	325106	LEE Hyun-Ji	1994	KOR	

Reason for disqualification:

629.3 Does not pass through the gate correctly

Technical Delegate:
COZZI Marco (ITA) #826

LEGEND

YB Year of Birth

13 FEB 2015 / Sierra Nevada (ESP) / 6347



Performance Analysis by Rank

Number of Competitors: 42, Number of Countries: 21

Rank	Bib	Name	Country Code	Positions			Partials			Difference	
				Pos	Time	Rank	Pos	Time	Rank	Time	
1	2	GROSVOLD Thea	NOR	Run 1:	Int1:	19.76	(2)	11-Fin:	29.01	(2)	0.06
					Fin:	48.77	(2)				0.27
				Run 2:	Int1:	21.06	(4)	11-Fin:	28.89	(7)	0.39
					Fin:	49.95	(4)				0.80
Total:				Int1:	1:09.83	(1)			0.00		
				Fin:	1:38.72	(1)			0.00		
2	8	HUEBNER Monica	GER	Run 1:	Int1:	19.91	(4)	11-Fin:	29.21	(6)	0.21
					Fin:	49.12	(4)				0.62
				Run 2:	Int1:	20.95	(2)	11-Fin:	29.12	(11)	0.28
					Fin:	50.07	(6)				0.92
Total:				Int1:	1:10.07	(2)			0.24		
				Fin:	1:39.19	(2)			0.47		
3	5	ROUTHIER Eve	CAN	Run 1:	Int1:	19.70	(1)	11-Fin:	29.11	(3)	0.00
					Fin:	48.81	(3)				0.31
				Run 2:	Int1:	21.27	(8)	11-Fin:	29.25	(13)	0.60
					Fin:	50.52	(12)				1.37
Total:				Int1:	1:10.08	(3)			0.25		
				Fin:	1:39.33	(3)			0.61		
4	46	TKACHENKO Ekaterina	RUS	Run 1:	Int1:	19.98	(5)	11-Fin:	30.52	(18)	0.28
					Fin:	50.50	(12)				2.00
				Run 2:	Int1:	20.67	(1)	11-Fin:	28.48	(1)	0.00
					Fin:	49.15	(1)				0.00
Total:				Int1:	1:11.17	(6)			1.34		
				Fin:	1:39.65	(4)			0.93		
5	14	PICCARD Lucie	FRA	Run 1:	Int1:	20.40	(11)	11-Fin:	29.66	(10)	0.70
					Fin:	50.06	(10)				1.56
				Run 2:	Int1:	21.12	(6)	11-Fin:	28.66	(4)	0.45
					Fin:	49.78	(2)				0.63
Total:				Int1:	1:11.18	(7)			1.35		
				Fin:	1:39.84	(5)			1.12		
6	3	HONKONEN Jessica	FIN	Run 1:	Int1:	20.37	(10)	11-Fin:	29.67	(11)	0.67
					Fin:	50.04	(9)				1.54
				Run 2:	Int1:	21.38	(11)	11-Fin:	28.55	(3)	0.71
					Fin:	49.93	(3)				0.78
Total:				Int1:	1:11.42	(9)			1.59		
				Fin:	1:39.97	(6)			1.25		
7	15	SHKANOVA Maria	BLR	Run 1:	Int1:	20.30	(7)	11-Fin:	29.65	(9)	0.60
					Fin:	49.95	(8)				1.45
				Run 2:	Int1:	21.48	(15)	11-Fin:	29.00	(9)	0.81
					Fin:	50.48	(10)				1.33
Total:				Int1:	1:11.43	(10)			1.60		
				Fin:	1:40.43	(7)			1.71		



Performance Analysis by Rank

Number of Competitors: 42, Number of Countries: 21

Rank	Bib	Name	Country Code	Positions			Partials			Difference
				Pos	Time	Rank	Pos	Time	Rank	Time
8	21	CHRAPEK Karolina	POL	Run 1:	Int1:	20.80 (19)	I1-Fin:	29.33 (7)	1.10	
					Fin:	50.13 (11)				1.63
				Run 2:	Int1:	21.47 (14)	I1-Fin:	28.84 (5)		0.80
					Fin:	50.31 (8)				1.16
Total:	Int1:	1:11.60 (12)			1.77					
				Fin:	1:40.44 (8)				1.72	
9	17	STEVENS Victoria	CAN	Run 1:	Int1:	20.32 (8)	I1-Fin:	29.16 (4)	0.62	
					Fin:	49.48 (6)				0.98
				Run 2:	Int1:	21.77 (25)	I1-Fin:	29.46 (20)		1.10
					Fin:	51.23 (21)				2.08
Total:	Int1:	1:11.25 (8)			1.42					
				Fin:	1:40.71 (9)				1.99	
10	30	BOEUF Johanna	FRA	Run 1:	Int1:	20.54 (14)	I1-Fin:	29.34 (8)	0.84	
					Fin:	49.88 (7)				1.38
				Run 2:	Int1:	21.64 (21)	I1-Fin:	29.26 (14)		0.97
					Fin:	50.90 (17)				1.75
Total:	Int1:	1:11.52 (11)			1.69					
				Fin:	1:40.78 (10)				2.06	
11	32	RUDOLFOVA Veronika	CZE	Run 1:	Int1:	20.47 (12)	I1-Fin:	30.79 (20)	0.77	
					Fin:	51.26 (19)				2.76
				Run 2:	Int1:	21.22 (7)	I1-Fin:	28.88 (6)		0.55
					Fin:	50.10 (7)				0.95
Total:	Int1:	1:12.48 (14)			2.65					
				Fin:	1:41.36 (11)				2.64	
12	24	KNOWLES Natalie	CAN	Run 1:	Int1:	20.71 (18)	I1-Fin:	29.83 (13)	1.01	
					Fin:	50.54 (13)				2.04
				Run 2:	Int1:	21.33 (9)	I1-Fin:	29.50 (21)		0.66
					Fin:	50.83 (15)				1.68
Total:	Int1:	1:11.87 (13)			2.04					
				Fin:	1:41.37 (12)				2.65	
13	52	PALLAS Carmina	AND	Run 1:	Int1:	20.67 (16)	I1-Fin:	31.02 (22)	0.97	
					Fin:	51.69 (20)				3.19
				Run 2:	Int1:	20.95 (2)	I1-Fin:	29.36 (16)		0.28
					Fin:	50.31 (8)				1.16
Total:	Int1:	1:12.64 (17)			2.81					
				Fin:	1:42.00 (13)				3.28	
14	16	MCLEAN Shane	USA	Run 1:	Int1:	20.60 (15)	I1-Fin:	30.60 (19)	0.90	
					Fin:	51.20 (15)				2.70
				Run 2:	Int1:	21.75 (22)	I1-Fin:	29.40 (19)		1.08
					Fin:	51.15 (19)				2.00
Total:	Int1:	1:12.95 (19)			3.12					
				Fin:	1:42.35 (14)				3.63	



Performance Analysis by Rank

Number of Competitors: 42, Number of Countries: 21

Rank	Bib	Name	Country Code	Positions			Partials			Difference
				Pos	Time	Rank	Pos	Time	Rank	Time
15	6	GANTNEROVA Jana	SVK	Run 1:	Int1:	20.32 (8)	I1-Fin:	30.41 (16)	0.62	
					Fin:	50.73 (14)				2.23
				Run 2:	Int1:	21.76 (24)	I1-Fin:	29.91 (27)		
					Fin:	51.67 (25)				2.52
Total:				Int1:	1:12.49 (15)			2.66		
				Fin:	1:42.40 (15)			3.68		
16	9	AUER Kathrin	AUT	Run 1:	Int1:	19.84 (3)	I1-Fin:	28.66 (1)	0.14	
					Fin:	48.50 (1)				0.00
				Run 2:	Int1:	21.75 (22)	I1-Fin:	32.18 (32)		
					Fin:	53.93 (31)				4.78
Total:				Int1:	1:10.25 (4)			0.42		
				Fin:	1:42.43 (16)			3.71		
17	33	BYRKJELAND Maren	NOR	Run 1:	Int1:	20.92 (21)	I1-Fin:	30.30 (15)	1.22	
					Fin:	51.22 (16)				2.72
				Run 2:	Int1:	21.50 (16)	I1-Fin:	29.75 (24)		
					Fin:	51.25 (23)				2.10
Total:				Int1:	1:12.72 (18)			2.89		
				Fin:	1:42.47 (17)			3.75		
18	22	KMOCHOVA Tereza	CZE	Run 1:	Int1:	20.83 (20)	I1-Fin:	30.42 (17)	1.13	
					Fin:	51.25 (18)				2.75
				Run 2:	Int1:	21.38 (11)	I1-Fin:	29.87 (26)		
					Fin:	51.25 (23)				2.10
Total:				Int1:	1:12.63 (16)			2.80		
				Fin:	1:42.50 (18)			3.78		
19	23	SJOESTROEM Alexandra	SWE	Run 1:	Int1:	20.52 (13)	I1-Fin:	31.29 (25)	0.82	
					Fin:	51.81 (22)				3.31
				Run 2:	Int1:	21.97 (27)	I1-Fin:	28.97 (8)		
					Fin:	50.94 (18)				1.79
Total:				Int1:	1:13.78 (23)			3.95		
				Fin:	1:42.75 (19)			4.03		
20	38	HOLM Sandra	FIN	Run 1:	Int1:	21.43 (25)	I1-Fin:	29.81 (12)	1.73	
					Fin:	51.24 (17)				2.74
				Run 2:	Int1:	22.14 (30)	I1-Fin:	29.53 (22)		
					Fin:	51.67 (25)				2.52
Total:				Int1:	1:13.38 (21)			3.55		
				Fin:	1:42.91 (20)			4.19		
21	18	NICOLETTA Romane	FRA	Run 1:	Int1:	20.68 (17)	I1-Fin:	32.21 (32)	0.98	
					Fin:	52.89 (26)				4.39
				Run 2:	Int1:	21.50 (16)	I1-Fin:	28.53 (2)		
					Fin:	50.03 (5)				0.88
Total:				Int1:	1:14.39 (26)			4.56		
				Fin:	1:42.92 (21)			4.20		



Performance Analysis by Rank

Number of Competitors: 42, Number of Countries: 21

Rank	Bib	Name	Country Code	Positions			Partials			Difference
				Pos	Time	Rank	Pos	Time	Rank	Time
22	19	VALLERAND Laurence	CAN	Run 1:	Int1:	21.46 (26)	I1-Fin:	30.27 (14)	1.76	
					Fin:	51.73 (21)				3.23
				Run 2:	Int1:	21.61 (20)	I1-Fin:	29.59 (23)	0.94	
					Fin:	51.20 (20)				2.05
Total:				Int1:	1:13.34 (20)			3.51		
				Fin:	1:42.93 (22)			4.21		
23	56	CARLSSON Sofie	SWE	Run 1:	Int1:	21.06 (22)	I1-Fin:	31.08 (23)	1.36	
					Fin:	52.14 (23)				3.64
				Run 2:	Int1:	21.42 (13)	I1-Fin:	29.39 (17)	0.75	
					Fin:	50.81 (14)				1.66
Total:				Int1:	1:13.56 (22)			3.73		
				Fin:	1:42.95 (23)			4.23		
24	39	KLICNAROVA Pavla	CZE	Run 1:	Int1:	21.78 (28)	I1-Fin:	30.92 (21)	2.08	
					Fin:	52.70 (25)				4.20
				Run 2:	Int1:	21.37 (10)	I1-Fin:	29.11 (10)	0.70	
					Fin:	50.48 (10)				1.33
Total:				Int1:	1:14.07 (25)			4.24		
				Fin:	1:43.18 (24)			4.46		
25	28	ALEXEEVA Nadezda	RUS	Run 1:	Int1:	21.31 (24)	I1-Fin:	31.17 (24)	1.61	
					Fin:	52.48 (24)				3.98
				Run 2:	Int1:	21.50 (16)	I1-Fin:	29.21 (12)	0.83	
					Fin:	50.71 (13)				1.56
Total:				Int1:	1:13.98 (24)			4.15		
				Fin:	1:43.19 (25)			4.47		
26	43	MACAULAY Alice	GBR	Run 1:	Int1:	21.28 (23)	I1-Fin:	31.96 (30)	1.58	
					Fin:	53.24 (27)				4.74
				Run 2:	Int1:	21.54 (19)	I1-Fin:	29.30 (15)	0.87	
					Fin:	50.84 (16)				1.69
Total:				Int1:	1:14.78 (27)			4.95		
				Fin:	1:44.08 (26)			5.36		
27	51	KIENER Manuela	SUI	Run 1:	Int1:	22.13 (32)	I1-Fin:	31.58 (27)	2.43	
					Fin:	53.71 (30)				5.21
				Run 2:	Int1:	21.85 (26)	I1-Fin:	29.39 (17)	1.18	
					Fin:	51.24 (22)				2.09
Total:				Int1:	1:15.56 (29)			5.73		
				Fin:	1:44.95 (27)			6.23		
28	47	KAMENICKA Daniela	SVK	Run 1:	Int1:	21.63 (27)	I1-Fin:	31.70 (28)	1.93	
					Fin:	53.33 (28)				4.83
				Run 2:	Int1:	22.10 (28)	I1-Fin:	29.77 (25)	1.43	
					Fin:	51.87 (27)				2.72
Total:				Int1:	1:15.43 (28)			5.60		
				Fin:	1:45.20 (28)			6.48		



Performance Analysis by Rank

Number of Competitors: 42, Number of Countries: 21

Rank	Bib	Name	Country Code	Positions			Partials			Difference
				Pos	Time	Rank	Pos	Time	Rank	Time
29	40	GOULD Stephanie	CAN	Run 1:	Int1:	22.09 (30)	I1-Fin:	31.45 (26)	2.39	
					Fin:	53.54 (29)				5.04
				Run 2:	Int1:	22.65 (32)	I1-Fin:	30.60 (28)	1.98	
					Fin:	53.25 (28)				4.10
	Total:	Int1:	1:16.19 (31)			6.36				
				Fin:	1:46.79 (29)			8.07		
30	49	CHAPERON Audrey	SUI	Run 1:	Int1:	21.82 (29)	I1-Fin:	32.04 (31)	2.12	
					Fin:	53.86 (31)				5.36
				Run 2:	Int1:	22.13 (29)	I1-Fin:	31.39 (31)	1.46	
					Fin:	53.52 (29)				4.37
	Total:	Int1:	1:15.99 (30)			6.16				
				Fin:	1:47.38 (30)			8.66		
31	62	HALME Nina	FIN	Run 1:	Int1:	22.09 (30)	I1-Fin:	32.21 (32)	2.39	
					Fin:	54.30 (33)				5.80
				Run 2:	Int1:	22.42 (31)	I1-Fin:	31.23 (30)	1.75	
					Fin:	53.65 (30)				4.50
	Total:	Int1:	1:16.72 (32)			6.89				
				Fin:	1:47.95 (31)			9.23		
32	34	NAATZ Emma	USA	Run 1:	Int1:	22.18 (33)	I1-Fin:	31.91 (29)	2.48	
					Fin:	54.09 (32)				5.59
				Run 2:	Int1:	23.07 (34)	I1-Fin:	31.13 (29)	2.40	
					Fin:	54.20 (32)				5.05
	Total:	Int1:	1:17.16 (33)			7.33				
				Fin:	1:48.29 (32)			9.57		
33	69	ZIMSEK Ana	SLO	Run 1:	Int1:	22.76 (34)	I1-Fin:	33.13 (34)	3.06	
					Fin:	55.89 (34)				7.39
				Run 2:	Int1:	23.31 (35)	I1-Fin:	33.50 (35)	2.64	
					Fin:	56.81 (33)				7.66
	Total:	Int1:	1:19.20 (34)			9.37				
				Fin:	1:52.70 (33)			13.98		
34	58	NOH Jin-Soul	KOR	Run 1:	Int1:	23.41 (36)	I1-Fin:	34.45 (36)	3.71	
					Fin:	57.86 (36)				9.36
				Run 2:	Int1:	23.68 (36)	I1-Fin:	33.41 (33)	3.01	
					Fin:	57.09 (34)				7.94
	Total:	Int1:	1:21.54 (36)			11.71				
				Fin:	1:54.95 (34)			16.23		
35	72	TYMCHENKO Roksana	UKR	Run 1:	Int1:	23.47 (37)	I1-Fin:	34.05 (35)	3.77	
					Fin:	57.52 (35)				9.02
				Run 2:	Int1:	24.01 (37)	I1-Fin:	33.48 (34)	3.34	
					Fin:	57.49 (35)				8.34
	Total:	Int1:	1:21.53 (35)			11.70				
				Fin:	1:55.01 (35)			16.29		



Performance Analysis by Rank

Number of Competitors: 42, Number of Countries: 21

Rank	Bib	Name	Country Code	Positions			Partials			Difference
				Pos	Time	Rank	Pos	Time	Rank	Time
36	13	DELANEY Devin	USA	Run 1:	Int1: 20.26 (6)		I1-Fin: 29.16 (4)		0.56	
					Fin: 49.42 (5)				0.92	
				Run 2:	Int1: 21.11 (5)		I1-Fin: 47.15 (42)		0.44	
					Fin: 1:08.26 (40)				19.11	
		Total:	Int1: 1:10.53 (5)				0.70			
				Fin: 1:57.68 (36)				18.96		
37	66	KIM Seo-Hyun	KOR	Run 1:	Int1: 23.76 (38)		I1-Fin: 34.86 (38)		4.06	
					Fin: 58.62 (37)				10.12	
				Run 2:	Int1: 24.98 (39)		I1-Fin: 34.84 (37)		4.31	
					Fin: 59.82 (37)				10.67	
		Total:	Int1: 1:23.60 (37)				13.77			
				Fin: 1:58.44 (37)				19.72		
38	68	MARENIC Edita	CRO	Run 1:	Int1: 23.05 (35)		I1-Fin: 43.01 (40)		3.35	
					Fin: 1:06.06 (39)				17.56	
				Run 2:	Int1: 24.29 (38)		I1-Fin: 33.72 (36)		3.62	
					Fin: 58.01 (36)				8.86	
		Total:	Int1: 1:30.35 (39)				20.52			
				Fin: 2:04.07 (38)				25.35		
39	71	CARIKCIOGLU Ozlem	TUR	Run 1:	Int1: 24.37 (39)		I1-Fin: 37.72 (39)		4.67	
					Fin: 1:02.09 (38)				13.59	
				Run 2:	Int1: 25.98 (40)		I1-Fin: 37.37 (38)		5.31	
					Fin: 1:03.35 (39)				14.20	
		Total:	Int1: 1:28.07 (38)				18.24			
				Fin: 2:05.44 (39)				26.72		
40	41	WISE Clare	USA	Run 1:	Int1: 38.26 (42)		I1-Fin: 34.65 (37)		18.56	
					Fin: 1:12.91 (40)				24.41	
				Run 2:	Int1: 22.83 (33)		I1-Fin: 37.45 (39)		2.16	
					Fin: 1:00.28 (38)				11.13	
		Total:	Int1: 1:35.74 (40)				25.91			
				Fin: 2:13.19 (40)				34.47		
41	74	AYYILDIZ Alara	TUR	Run 1:	Int1: 29.03 (40)		I1-Fin: 45.25 (42)		9.33	
					Fin: 1:14.28 (41)				25.78	
				Run 2:	Int1: 30.79 (41)		I1-Fin: 43.82 (40)		10.12	
					Fin: 1:14.61 (41)				25.46	
		Total:	Int1: 1:45.07 (41)				35.24			
				Fin: 2:28.89 (41)				50.17		
42	75	GULTEKIN Helin	TUR	Run 1:	Int1: 30.14 (41)		I1-Fin: 45.16 (41)		10.44	
					Fin: 1:15.30 (42)				26.80	
				Run 2:	Int1: 30.97 (42)		I1-Fin: 44.23 (41)		10.30	
					Fin: 1:15.20 (42)				26.05	
		Total:	Int1: 1:46.27 (42)				36.44			
				Fin: 2:30.50 (42)				51.78		

LEGEND

Fin Finish

Int1 Intermediate 1

Pos Intermediate position Int Intermediate

13 FEB 2015 / Sierra Nevada (ESP) / 6347



WINTER
UNIVERSIADE
GRANADA 2015



RESULT BOOK

ALPINE SKIING

Ladies' Combined Classification



Medallists

Medal	Name	Country
GOLD	BYRKJELAND Maren Nessen	NOR - Norway
SILVER	PALLAS Carmina	AND - Andorra
BRONZE	GANTNEROVA Jana	SVK - Slovakia



Official Results

Rank	FIS Code	Name	Country Code	SG pts	AC pts	GS pts	SL pts	Tot points
1	426051	BYRKJELAND Maren Nessen	NOR	96	110	98	84	388
2	25194	PALLAS Carmina	AND	100	89	110	88	387
3	705349	GANTNEROVA Jana	SVK	80	103	103	86	372
4	155586	KMOCHOVA Tereza	CZE	81	94	89	83	347
5	426047	AASBERG Kristine Fausa	NOR	120	106	120		346
6	155698	RUDOLFOVA Veronika	CZE	67	83	82	90	322
7	435245	CHRAPEK Karolina	POL	115		94	96	305
8	197538	PICCARD Lucie	FRA	87		106	103	296
9	325091	KIM Seo-hyun	KOR	63	79	78	64	284
10	155503	KLICNAROVA Pavla	CZE	88	115		77	280
11	695076	TYMCHENKO Roksana	UKR	58	78	74	66	276
12	106988	STEVENS Victoria	CAN	85	96		94	275
13	197808	BOEUF Johanna	FRA	86		88	92	266
14	298453	PFEIFER Lisa	ITA	89	75	100		264
14	665009	SHKANOVA Maria	BLR	78	88		98	264
16	185267	HONKONEN Jessica	FIN	69	81		100	250
17	185281	HALME Nina	FIN	92	85		70	247
18	705436	KAMENICKA Daniela	SVK	68	86		73	227
19	325106	LEE Hyun-ji	KOR	62	80	79		221
20	325118	NOH Jin-soul	KOR	61		77	67	205



WINTER
UNIVERSIADE
GRANADA 2015



RESULT BOOK

ALPINE SKIING

Men's Super-G



Entry List by Event

As of THU 5 FEB 2015

Number of Competitors: 54, Number of Countries: 18

Country	FIS Code	Name	Date of Birth	FIS Points
AND - Andorra (1)	20324	OLIVERAS Marc	20 DEC 1991	22.17 (153)
AUT - Austria (1)	51401	GRAF Bernhard	26 NOV 1988	21.86 (149)
BLR - Belarus (2)	660023 660021	CHERTSIN Daniil DANILOCHKIN Yuri	10 JAN 1997 22 FEB 1991	- 43.93 (386)
CAN - Canada (2)	103984 104015	LAJOIE Vincent SCHUESSLER BEDARD W.	10 SEP 1993 9 JUL 1993	22.28 (154) 27.16 (199)
CZE - Czech Republic (4)	151060 151110 150852 150834	PAULUS Daniel STEPAN Martin WALIGORA Michael ZIKA Adam	9 JUN 1994 4 DEC 1995 3 JAN 1990 16 AUG 1989	81.46 (1074) 96.02 (1397) 74.38 (917) 48.90 (462)
FIN - Finland (2)	180667 180704	HIETANEN Kasper PELTOLA Kalle	28 APR 1991 21 APR 1993	133.22 (2161) 84.30 (1140)
FRA - France (3)	6190131 194676 194871	BERLA Franck MOUGEL Youri RICOU Ivo	5 OCT 1995 20 JAN 1993 23 FEB 1994	37.73 (309) 81.29 (1069) 38.63 (325)
ITA - Italy (5)	6290394 6291668 6290764 6291724 690616	CHIAPPA Alberto MIGLIAZZA Pietro RIORDA Luca ROTONARA Christian TENTORI Michelangelo	29 DEC 1992 8 FEB 1995 18 MAY 1993 8 APR 1995 4 NOV 1991	394.88 (3397) 73.81 (905) 27.55 (206) 76.27 (965) 35.04 (277)
JPN - Japan (2)	303865 304535	MIYAMOTO Shinya NAKAMURA Shun	21 JUN 1992 30 APR 1995	94.15 (1347) 64.07 (721)
KOR - Republic of Korea (6)	320379 320389 320391 320385 320323 320390	CHOI Chang-Hyun HONG Dong-Kwan KIM Dong-Woo KIM Hyeon-Soo KIM Seul-Kyung LEE Jang-Woo	7 MAR 1994 9 SEP 1995 1 JUN 1995 30 NOV 1995 25 JUL 1991 25 OCT 1995	105.80 (1595) 113.95 (1793) 105.73 (1594) 99.52 (1465) 95.78 (1389) 104.86 (1577)
NOR - Norway (4)	422195 422248 422112 422120	BERGER Kristoffer BUSENGDAL Vegard PATRICKSSON Axel William SAUGESTAD Stian	16 JAN 1993 2 DEC 1993 15 SEP 1992 12 OCT 1992	33.05 (263) 44.74 (394) 33.35 (267) 23.64 (174)
POL - Poland (4)	430617 430466 430550 430472	CHRAPEK Adam GARNIEWICZ Mateusz KLUSAK Jakub KLUSAK Michal	24 SEP 1993 15 JAN 1990 6 NOV 1995 20 JUL 1990	49.69 (472) 146.96 (2382) 74.49 (924) 43.74 (382)



Entry List by Event

As of THU 5 FEB 2015

Number of Competitors: 54, Number of Countries: 18

Country	FIS Code	Name	Date of Birth	FIS Points
RUS - Russian Federation (6)	481785	EFIMOV Simon	14 OCT 1996	59.69 (636)
	481428	NOVIKOV Vladislav	10 NOV 1993	66.33 (775)
	481463	PYASIK Evgenij	9 NOV 1993	43.45 (376)
	481649	SMOLENSKIY Anton	10 MAR 1995	65.41 (754)
	481549	STUKOV Maksim	29 APR 1994	36.15 (292)
	481599	TULUPOV Evgenij	30 NOV 1995	43.32 (370)
SUI - Switzerland (2)	510508	BONER Patrick	16 JUL 1989	64.64 (738)
	511504	BONER Sandro	4 JAN 1988	31.50 (245)
SVK - Slovakia (2)	700868	FALAT Matej	8 FEB 1993	45.00 (396)
	700851	SIRAN Vladimir	11 SEP 1991	87.19 (1205)
TUR - Turkey (3)	520100	SIMSEK Emre	14 JUN 1987	118.58 (1895)
	520125	TAS Levent	28 MAY 1991	128.13 (2066)
	520164	TOPALOGLU Mustafa	1 JAN 1996	553.71 (3563)
UKR - Ukraine (3)	690721	HAM Ihor	2 SEP 1995	206.93 (2906)
	690752	KOVBASNYUK Taras	9 MAR 1997	-
	690732	MARIICHYN Andriy	15 FEB 1995	263.18 (3156)
USA - United States (2)	6530580	BLACK Graham	21 FEB 1993	96.87 (1409)
	934547	MARNO Max	17 MAR 1991	45.52 (404)

NOTE

Output includes skiers who are eligible to start.
After the team captains' meeting this output will be updated to show those skiers who actually start in an event.

6 FEB 2015 / Sierra Nevada (SPA) / 1443



Medallists

Medal	Name	Country
GOLD	TENTORI Michelangelo	ITA - Italy
SILVER	OLIVERAS Marc	AND - Andorra
BRONZE	BONER Sandro	SUI - Switzerland



Start List

Jury			Technical Data	
TD FIS	CINGOLANI Ernesto	FIS	Course Name	Universiada
Referee	KRANJC Matjaz	FISU	Start Altitude	2825 m
Assistant Referee	FREHSNER Karl	SUI	Finish Altitude	2270 m
Chief of Race	FRIAS Jose	ESP	Vertical Drop	555 m
Start Referee	ORTIZ Isabel	ESP	Course Length	1829 m
Finish Referee	OSUNA Jose Miguel	ESP	Homologation Number	10991/09/13

Race Information

Course Setter	BAXTER Noel	GBR		
Number of Gates	45			
Turning Gates	41			
Start Time	10:30			
Forerunners	A - I. LINACISORO	ESP	E - A. ROMANOVA	RUS
	B - E. PARELLADA	ESP	F - A. OLLER	ESP
	C - H. GUERRERO	CHI	G - A. VALERO	ESP
	D - F. CARRERO	ESP		

Number of Competitors: 54, Number of Countries: 18

Bib	FIS Code	Name	YB	Country Code	Time
1	103984	LAJOIE Vincent	1993	CAN	_____
2	511504	BONER Sandro	1988	SUI	_____
3	6190131	BERLA Franck	1995	FRA	_____
4	422195	BERGER Kristoffer	1993	NOR	_____
5	481549	STUKOV Maksim	1994	RUS	_____
6	51401	GRAF Bernhard	1988	AUT	_____
7	422120	SAUGESTAD Stian	1992	NOR	_____
8	422112	PATRICKSSON Axel William	1992	NOR	_____
9	6290764	RIORDA Luca	1993	ITA	_____
10	104015	SCHUESSLER BEDARD William	1993	CAN	_____
11	20324	OLIVERAS Marc	1991	AND	_____
12	690616	TENTORI Michelangelo	1991	ITA	_____
13	481599	TULUPOV Evgenij	1995	RUS	_____
14	194871	RICOU Ivo	1994	FRA	_____
15	481463	PYASIK Evgenij	1993	RUS	_____
16	430472	KLUSAK Michal	1990	POL	_____
17	660021	DANILOCHKIN Yuri	1991	BLR	_____
18	422248	BUSENGDAL Vegard	1993	NOR	_____
19	700868	FALAT Matej	1993	SVK	_____
20	934547	MARNO Max	1991	USA	_____
21	150834	ZIKA Adam	1989	CZE	_____
22	430617	CHRAPEK Adam	1993	POL	_____
23	481785	EFIMOV Simon	1996	RUS	_____
24	304535	NAKAMURA Shun	1995	JPN	_____

6 FEB 2015 / Sierra Nevada (SPA) / 1443

ASM040101_51A 2.0

Report Created FRI 6 FEB 2015 8:56

Page 1/2



Start List

Number of Competitors: 54, Number of Countries: 18

Bib	FIS Code	Name	YB	Country Code	Time
25	510508	BONER Patrick	1989	SUI	_____
26	481649	SMOLENSKIY Anton	1995	RUS	_____
27	481428	NOVIKOV Vladislav	1993	RUS	_____
28	6291668	MIGLIAZZA Pietro	1995	ITA	_____
29	150852	WALIGORA Michael	1990	CZE	_____
30	430550	KLUSAK Jakub	1995	POL	_____
31	6291724	ROTTONARA Christian	1995	ITA	_____
32	194676	MOUGEL Youri	1993	FRA	_____
33	151060	PAULUS Daniel	1994	CZE	_____
34	180704	PELTOLA Kalle	1993	FIN	_____
35	700851	SIRAN Vladimir	1991	SVK	_____
36	303865	MIYAMOTO Shinya	1992	JPN	_____
37	320323	KIM Seul-Kyung	1991	KOR	_____
38	151110	STEPAN Martin	1995	CZE	_____
39	6530580	BLACK Graham	1993	USA	_____
40	320385	KIM Hyeon-Soo	1995	KOR	_____
41	320390	LEE Jang-Woo	1995	KOR	_____
42	320391	KIM Dong-Woo	1995	KOR	_____
43	320379	CHOI Chang-Hyun	1994	KOR	_____
44	320389	HONG Dong-Kwan	1995	KOR	_____
45	520100	SIMSEK Emre	1987	TUR	_____
46	520125	TAS Levent	1991	TUR	_____
47	180667	HIETANEN Kasper	1991	FIN	_____
48	430466	GARNIEWICZ Mateusz	1990	POL	_____
49	690721	HAM Ihor	1995	UKR	_____
50	690732	MARIICHYN Andriy	1995	UKR	_____
51	6290394	CHIAPPA Alberto	1992	ITA	_____
52	520164	TOPALOGLU Mustafa	1996	TUR	_____
53	660023	CHERTSIN Daniil	1997	BLR	_____
54	690752	KOVBASNYUK Taras	1997	UKR	_____

LEGEND

YB Year of Birth

6 FEB 2015 / Sierra Nevada (SPA) / 1443

ASM040101_51A 2.0

Report Created FRI 6 FEB 2015 8:56

Page 2/2



Official Result

Jury			Technical Data	
TD FIS	CINGOLANI Ernesto	FIS	Course Name	Universiada
Referee	KRANJC Matjaz	FISU	Start Altitude	2825 m
Assistant Referee	FREHSNER Karl	SUI	Finish Altitude	2270 m
Chief of Race	FRIAS Jose	ESP	Vertical Drop	555 m
Start Referee	ORTIZ Isabel	ESP	Course Length	1829 m
Finish Referee	OSUNA Jose Miguel	ESP	Homologation Number	10991/09/13

Race Information

Course Setter	BAXTER Noel	GBR		
Number of Gates	45			
Turning Gates	41			
Start Time	10:30			
Forerunners	A - I. LINACISORO	ESP	E - A. ROMANOVA	RUS
	B - E. PARELLADA	ESP	F - A. OLLER	ESP
	C - H. GUERRERO	CHI	G - A. VALERO	ESP
	D - F. CARRERO	ESP		

Weather: SUNNY Snow: HARD Temperature - Start: -17.8 °C / -0.0 °F Finish: -10.8 °C / 12.6 °F F-factor: 1080

Number of Competitors: 54, Number of Countries: 18

Rank	Bib	FIS Code	Name	YB	Country Code	Time	Difference	Distance (m)	Race Points
1	12	690616	TENTORI Michelangelo	1991	ITA	1:23.74			0.00
2	11	20324	OLIVERAS Marc	1991	AND	1:23.75	0.01	0.22	0.13
3	2	511504	BONER Sandro	1988	SUI	1:24.23	0.49	10.64	6.32
4	18	422248	BUSENGDAL Vegard	1993	NOR	1:24.65	0.91	19.66	11.74
5	6	51401	GRAF Bernhard	1988	AUT	1:24.89	1.15	24.78	14.83
6	5	481549	STUKOV Maksim	1994	RUS	1:24.93	1.19	25.63	15.35
7	4	422195	BERGER Kristoffer	1993	NOR	1:25.17	1.43	30.71	18.44
8	16	430472	KLUSAK Michal	1990	POL	1:25.41	1.67	35.76	21.54
9	15	481463	PYASIK Evgenij	1993	RUS	1:25.45	1.71	36.60	22.05
10	9	6290764	RIORDA Luca	1993	ITA	1:25.46	1.72	36.81	22.18
11	14	194871	RICOU Ivo	1994	FRA	1:26.08	2.34	49.72	30.18
12	22	430617	CHRAPEK Adam	1993	POL	1:26.18	2.44	51.78	31.47
13	19	700868	FALAT Matej	1993	SVK	1:26.34	2.60	55.08	33.53
14	20	934547	MARNO Max	1991	USA	1:26.68	2.94	62.04	37.92
15	17	660021	DANILOCHKIN Yuri	1991	BLR	1:26.75	3.01	63.46	38.82
16	27	481428	NOVIKOV Vladislav	1993	RUS	1:26.82	3.08	64.89	39.72
17	24	304535	NAKAMURA Shun	1995	JPN	1:26.84	3.10	65.29	39.98
18	32	194676	MOUGEL Youri	1993	FRA	1:26.90	3.16	66.51	40.75
19	26	481649	SMOLENSKIY Anton	1995	RUS	1:26.93	3.19	67.12	41.14
20	21	150834	ZIKA Adam	1989	CZE	1:27.59	3.85	80.39	49.65

#942 _____



Official Result

Number of Competitors: 54, Number of Countries: 18

Rank	Bib	FIS Code	Name	YB	Country Code	Time	Difference	Distance (m)	Race Points
20	13	481599	TULUPOV Evgenij	1995	RUS	1:27.59	3.85	80.39	49.65
22	34	180704	PELTOLA Kalle	1993	FIN	1:27.79	4.05	84.38	52.23
23	39	6530580	BLACK Graham	1993	USA	1:28.45	4.71	97.40	60.75
23	30	430550	KLUSAK Jakub	1995	POL	1:28.45	4.71	97.40	60.75
25	48	430466	GARNIEWICZ Mateusz	1990	POL	1:28.72	4.98	102.66	64.23
26	28	6291668	MIGLIAZZA Pietro	1995	ITA	1:29.00	5.26	108.10	67.84
27	51	6290394	CHIAPPA Alberto	1992	ITA	1:29.14	5.40	110.80	69.64
28	36	303865	MIYAMOTO Shinya	1992	JPN	1:29.73	5.99	122.10	77.25
29	29	150852	WALIGORA Michael	1990	CZE	1:29.77	6.03	122.86	77.77
30	35	700851	SIRAN Vladimir	1991	SVK	1:29.93	6.19	125.89	79.83
31	23	481785	EFIMOV Simon	1996	RUS	1:29.95	6.21	126.27	80.09
32	44	320389	HONG Dong-Kwan	1995	KOR	1:30.47	6.73	136.06	86.80
33	41	320390	LEE Jang-Woo	1995	KOR	1:31.08	7.34	147.40	94.66
34	37	320323	KIM Seul-Kyung	1991	KOR	1:31.25	7.51	150.53	96.86
35	40	320385	KIM Hyeon-Soo	1995	KOR	1:31.41	7.67	153.47	98.92
36	31	6291724	ROTTONARA Christian	1995	ITA	1:33.27	9.53	186.88	122.91
37	43	320379	CHOI Chang-Hyun	1994	KOR	1:33.53	9.79	191.45	126.26
38	45	520100	SIMSEK Emre	1987	TUR	1:33.92	10.18	198.25	131.29
39	49	690721	HAM Ihor	1995	UKR	1:38.20	14.46	269.32	186.49
40	54	690752	KOVBASNYUK Taras	1997	UKR	1:39.81	16.07	294.48	207.26
41	50	690732	MARIICHYN Andriy	1995	UKR	1:41.54	17.80	320.62	229.57
42	52	520164	TOPALOGU Mustafa	1996	TUR	1:46.61	22.87	392.36	294.96

DID NOT START: 2 competitors

38	151110	STEPAN Martin	1995	CZE
47	180667	HIETANEN Kasper	1991	FIN

DID NOT FINISH: 7 competitors

1	103984	LAJOIE Vincent	1993	CAN
3	6190131	BERLA Franck	1995	FRA
7	422120	SAUGESTAD Stian	1992	NOR
8	422112	PATRICKSSON Axel William	1992	NOR
10	104015	SCHUESSLER BEDARD William	1993	CAN
25	510508	BONER Patrick	1989	SUI
42	320391	KIM Dong-Woo	1995	KOR

DISQUALIFIED: 3 competitors

33	151060	PAULUS Daniel	1994	CZE	Rule 613.7
46	520125	TAS Levent	1991	TUR	Rule 613.7
53	660023	CHERTSIN Daniil	1997	BLR	Rule 613.7

#942



Official Result

Reason for disqualification:

613.7 Early Start

Technical Delegate:
CINGOLANI Ernesto (FIS) #942

LEGEND

YB Year of Birth

6 FEB 2015 / Sierra Nevada (SPA) / 1443

ASM040101_73A 1.0

Report Created FRI 6 FEB 2015 12:28

Page 3/3



Penalty Calculation

Best 10 at Finish

Rank	Bib	FIS Code	Name	Country Code	FIS Points	Best 5	Race Points
1	12	690616	TENTORI Michelangelo	ITA	35.04		
2	11	20324	OLIVERAS Marc	AND	22.17	22.17	0.13
3	2	511504	BONER Sandro	SUI	31.50	31.50	6.32
4	18	422248	BUSENGDAL Vegard	NOR	44.74		
5	6	51401	GRAF Bernhard	AUT	21.86	21.86	14.83
6	5	481549	STUKOV Maksim	RUS	36.15		
7	4	422195	BERGER Kristoffer	NOR	33.05	33.05	18.44
8	16	430472	KLUSAK Michal	POL	43.74		
9	15	481463	PYASIK Evgenij	RUS	43.45		
10	9	6290764	RIORDA Luca	ITA	27.55	27.55	22.18

Best 5 FIS Points at Start

Rank	Bib	FIS Code	Name	Country Code	FIS Points
5	6	51401	GRAF Bernhard	AUT	21.86
2	11	20324	OLIVERAS Marc	AND	22.17
DNF	1	103984	LAJOIE Vincent	CAN	22.28
DNF	7	422120	SAUGESTAD Stian	NOR	23.64
DNF	10	104015	SCHUESSLER BEDARD William	CAN	27.16

TOTALS:

FIS Points of Best 5 at Start (B)	117.11	
FIS Points of Best at Finish in Top 10 (A)		136.13
Race Points of Corresponding Competitors (C)		61.90
Calculated Penalty (A+B-C) : 10 =>	19.134	
Rounded	19.13	
Category Adder	0.00	
Correction Value (Z)	0.00	
Calculated Penalty	19.13	
Penalty Applied	19.13	

Technical Delegate:
CINGOLANI Ernesto (FIS) #942

LEGEND

DNF Did Not Finish

6 FEB 2015 / Sierra Nevada (SPA) / 1443

ASM040100_73G 2.0

Report Created FRI 6 FEB 2015 16:52

Page 1/1



Performance Analysis by Rank

Number of Competitors: 42, Number of Countries: 17

Rank	Bib	Name	Country Code	Positions		Partials		Difference		Speed	
				Pos	Time	Rank	Pos	Time	Rank	Time	Dist (m)
1	12	TENTORI Michelangelo	ITA	Int1: 49.51 Fin: 1:23.74	(2) (1)	I1-Fin: 34.23	(1)	0.23 0.00	0.00		Avg: 78.63
2	11	OLIVERAS Marc	AND	Int1: 49.28 Fin: 1:23.75	(1) (2)	I1-Fin: 34.47	(2)	0.00 0.01	0.22		Avg: 78.62
3	2	BONER Sandro	SUI	Int1: 49.56 Fin: 1:24.23	(3) (3)	I1-Fin: 34.67	(4)	0.28 0.49	10.64		Avg: 78.17
4	18	BUSENGDAL Vegard	NOR	Int1: 49.67 Fin: 1:24.65	(4) (4)	I1-Fin: 34.98	(8)	0.39 0.91	19.66		Avg: 77.78
5	6	GRAF Bernhard	AUT	Int1: 50.02 Fin: 1:24.89	(5) (5)	I1-Fin: 34.87	(7)	0.74 1.15	24.78		Avg: 77.56
6	5	STUKOV Maksim	RUS	Int1: 50.37 Fin: 1:24.93	(9) (6)	I1-Fin: 34.56	(3)	1.09 1.19	25.63		Avg: 77.53
7	4	BERGER Kristoffer	NOR	Int1: 50.05 Fin: 1:25.17	(6) (7)	I1-Fin: 35.12	(10)	0.77 1.43	30.71		Avg: 77.31
8	16	KLUSAK Michal	POL	Int1: 50.55 Fin: 1:25.41	(11) (8)	I1-Fin: 34.86	(6)	1.27 1.67	35.76		Avg: 77.09
9	15	PYASIK Evgenij	RUS	Int1: 50.20 Fin: 1:25.45	(8) (9)	I1-Fin: 35.25	(11)	0.92 1.71	36.60		Avg: 77.06
10	9	RIORDA Luca	ITA	Int1: 50.70 Fin: 1:25.46	(13) (10)	I1-Fin: 34.76	(5)	1.42 1.72	36.81		Avg: 77.05
11	14	RICOU Ivo	FRA	Int1: 50.99 Fin: 1:26.08	(16) (11)	I1-Fin: 35.09	(9)	1.71 2.34	49.72		Avg: 76.49
12	22	CHRAPEK Adam	POL	Int1: 50.09 Fin: 1:26.18	(7) (12)	I1-Fin: 36.09	(20)	0.81 2.44	51.78		Avg: 76.40
13	19	FALAT Matej	SVK	Int1: 50.53 Fin: 1:26.34	(10) (13)	I1-Fin: 35.81	(16)	1.25 2.60	55.08		Avg: 76.26
14	20	MARNO Max	USA	Int1: 50.62 Fin: 1:26.68	(12) (14)	I1-Fin: 36.06	(18)	1.34 2.94	62.04		Avg: 75.96
15	17	DANILOCHKIN Yuri	BLR	Int1: 50.98 Fin: 1:26.75	(15) (15)	I1-Fin: 35.77	(15)	1.70 3.01	63.46		Avg: 75.90
16	27	NOVIKOV Vladislav	RUS	Int1: 51.31 Fin: 1:26.82	(19) (16)	I1-Fin: 35.51	(12)	2.03 3.08	64.89		Avg: 75.84
17	24	NAKAMURA Shun	JPN	Int1: 51.21 Fin: 1:26.84	(17) (17)	I1-Fin: 35.63	(14)	1.93 3.10	65.29		Avg: 75.82
18	32	MOUGEL Youri	FRA	Int1: 51.37 Fin: 1:26.90	(20) (18)	I1-Fin: 35.53	(13)	2.09 3.16	66.51		Avg: 75.77
19	26	SMOLENSKIY Anton	RUS	Int1: 50.74 Fin: 1:26.93	(14) (19)	I1-Fin: 36.19	(21)	1.46 3.19	67.12		Avg: 75.74
20	21	ZIKA Adam	CZE	Int1: 51.64 Fin: 1:27.59	(23) (20)	I1-Fin: 35.95	(17)	2.36 3.85	80.39		Avg: 75.17
20	13	TULUPOV Evgenij	RUS	Int1: 51.39 Fin: 1:27.59	(21) (20)	I1-Fin: 36.20	(22)	2.11 3.85	80.39		Avg: 75.17
22	34	PELTOLA Kalle	FIN	Int1: 51.30 Fin: 1:27.79	(18) (22)	I1-Fin: 36.49	(24)	2.02 4.05	84.38		Avg: 75.00



Performance Analysis by Rank

Number of Competitors: 42, Number of Countries: 17

Rank	Bib	Name	Country Code	Positions		Partials			Difference		Speed	
				Pos	Time	Rank	Pos	Time	Rank	Time	Dist (m)	Pos
23	39	BLACK Graham	USA	Int1: 52.38 (29) Fin: 1:28.45 (23)		I1-Fin: 36.07 (19)			3.10 4.71	97.40	Avg: 74.44	
23	30	KLUSAK Jakub	POL	Int1: 51.48 (22) Fin: 1:28.45 (23)		I1-Fin: 36.97 (26)			2.20 4.71	97.40	Avg: 74.44	
25	48	GARNIEWICZ Mateusz	POL	Int1: 52.41 (30) Fin: 1:28.72 (25)		I1-Fin: 36.31 (23)			3.13 4.98	102.66	Avg: 74.22	
26	28	MIGLIAZZA Pietro	ITA	Int1: 52.04 (26) Fin: 1:29.00 (26)		I1-Fin: 36.96 (25)			2.76 5.26	108.10	Avg: 73.98	
27	51	CHIAPPA Alberto	ITA	Int1: 51.95 (25) Fin: 1:29.14 (27)		I1-Fin: 37.19 (27)			2.67 5.40	110.80	Avg: 73.87	
28	36	MIYAMOTO Shinya	JPN	Int1: 52.50 (31) Fin: 1:29.73 (28)		I1-Fin: 37.23 (28)			3.22 5.99	122.10	Avg: 73.38	
29	29	WALIGORA Michael	CZE	Int1: 52.33 (27) Fin: 1:29.77 (29)		I1-Fin: 37.44 (29)			3.05 6.03	122.86	Avg: 73.35	
30	35	SIRAN Vladimir	SVK	Int1: 52.33 (27) Fin: 1:29.93 (30)		I1-Fin: 37.60 (31)			3.05 6.19	125.89	Avg: 73.22	
31	23	EFIMOV Simon	RUS	Int1: 51.75 (24) Fin: 1:29.95 (31)		I1-Fin: 38.20 (33)			2.47 6.21	126.27	Avg: 73.20	
32	44	HONG Dong-Kwan	KOR	Int1: 52.75 (32) Fin: 1:30.47 (32)		I1-Fin: 37.72 (32)			3.47 6.73	136.06	Avg: 72.78	
33	41	LEE Jang-Woo	KOR	Int1: 53.55 (35) Fin: 1:31.08 (33)		I1-Fin: 37.53 (30)			4.27 7.34	147.40	Avg: 72.29	
34	37	KIM Seul-Kyung	KOR	Int1: 52.89 (33) Fin: 1:31.25 (34)		I1-Fin: 38.36 (34)			3.61 7.51	150.53	Avg: 72.16	
35	40	KIM Hyeon-Soo	KOR	Int1: 52.97 (34) Fin: 1:31.41 (35)		I1-Fin: 38.44 (35)			3.69 7.67	153.47	Avg: 72.03	
36	31	ROTTONARA Christian	ITA	Int1: 54.67 (37) Fin: 1:33.27 (36)		I1-Fin: 38.60 (36)			5.39 9.53	186.88	Avg: 70.60	
37	43	CHOI Chang-Hyun	KOR	Int1: 54.00 (36) Fin: 1:33.53 (37)		I1-Fin: 39.53 (38)			4.72 9.79	191.45	Avg: 70.40	
38	45	SIMSEK Emre	TUR	Int1: 54.83 (38) Fin: 1:33.92 (38)		I1-Fin: 39.09 (37)			5.55 10.18	198.25	Avg: 70.11	
39	49	HAM Ihor	UKR	Int1: 56.85 (39) Fin: 1:38.20 (39)		I1-Fin: 41.35 (39)			7.57 14.46	269.32	Avg: 67.05	
40	54	KOVBASNYUK Taras	UKR	Int1: 56.96 (40) Fin: 1:39.81 (40)		I1-Fin: 42.85 (40)			7.68 16.07	294.48	Avg: 65.97	
41	50	MARIICHYN Andriy	UKR	Int1: 58.15 (41) Fin: 1:41.54 (41)		I1-Fin: 43.39 (41)			8.87 17.80	320.62	Avg: 64.85	
42	52	TOPALOGLU Mustafa	TUR	Int1: 1:01.37 (42) Fin: 1:46.61 (42)		I1-Fin: 45.24 (42)			12.09 22.87	392.36	Avg: 61.76	

LEGEND

Avg Average Dist (m) Distance in metres Fin Finish
Int1 Intermediate 1
Pos Intermediate position Int Intermediate

6 FEB 2015 / Sierra Nevada (SPA) / 1443

ASM040101_77A 1.0

Report Created FRI 6 FEB 2015 12:35

Page 2/2



WINTER
UNIVERSIADE
GRANADA 2015



RESULT BOOK

ALPINE SKIING

Men's Alpine Combined



Entry List by Event

As of SAT 7 FEB 2015

Number of Competitors: 56, Number of Countries: 18

Country	FIS Code	Name	Date of Birth	FIS Points
AND - Andorra (1)	20324	OLIVERAS Marc	20 DEC 1991	57.87 (304)
AUT - Austria (1)	51401	GRAF Bernhard	26 NOV 1988	27.68 (95)
BLR - Belarus (2)	660023 660021	CHERTSIN Daniil DANILOCHKIN Yuri	10 JAN 1997 22 FEB 1991	- 57.41 (298)
CAN - Canada (2)	103984 104015	LAJOIE Vincent SCHUESSLER BEDARD W.	10 SEP 1993 9 JUL 1993	43.32 (205) 48.40 (240)
CZE - Czech Republic (4)	151060 151110 150852 150834	PAULUS Daniel STEPAN Martin WALIGORA Michael ZIKA Adam	9 JUN 1994 4 DEC 1995 3 JAN 1990 16 AUG 1989	102.92 (659) 90.51 (563) 96.97 (611) 135.63 (853)
FIN - Finland (2)	180667 180704	HIETANEN Kasper PELTOLA Kalle	28 APR 1991 21 APR 1993	285.12 (1560) 359.13 (1743)
FRA - France (3)	6190131 194676 194871	BERLA Franck MOUGEL Youri RICOU Ivo	5 OCT 1995 20 JAN 1993 23 FEB 1994	165.60 (1039) 810.59 (2114) 48.42 (241)
ITA - Italy (6)	990051 6290394 6291668 6290764 6291724 690616	BOSCA Giulio CHIAPPA Alberto MIGLIAZZA Pietro RIORDA Luca ROTONARA Christian TENTORI Michelangelo	3 FEB 1990 29 DEC 1992 8 FEB 1995 18 MAY 1993 8 APR 1995 4 NOV 1991	24.00 (73) - 94.24 (594) 47.62 (234) 92.40 (576) 41.71 (196)
JPN - Japan (2)	303865 304535	MIYAMOTO Shinya NAKAMURA Shun	21 JUN 1992 30 APR 1995	172.40 (1077) 152.76 (957)
KOR - Republic of Korea (6)	320379 320389 320391 320385 320323 320390	CHOI Chang-Hyun HONG Dong-Kwan KIM Dong-Woo KIM Hyeon-Soo KIM Seul-Kyung LEE Jang-Woo	7 MAR 1994 9 SEP 1995 1 JUN 1995 30 NOV 1995 25 JUL 1991 25 OCT 1995	229.64 (1349) 197.01 (1196) 195.90 (1193) 290.01 (1575) 226.91 (1331) 231.73 (1359)
NOR - Norway (4)	422195 422248 422112 422120	BERGER Kristoffer BUSEGDAL Vegard PATRICKSSON Axel William SAUGESTAD Stian	16 JAN 1993 2 DEC 1993 15 SEP 1992 12 OCT 1992	78.97 (472) 59.08 (322) 61.93 (339) 101.44 (648)
POL - Poland (4)	430617 430466 430550 430472	CHRAPEK Adam GARNIEWICZ Mateusz KLUSAK Jakub KLUSAK Michal	24 SEP 1993 15 JAN 1990 6 NOV 1995 20 JUL 1990	64.68 (354) 158.36 (998) 82.84 (503) 86.38 (531)



Entry List by Event

As of SAT 7 FEB 2015

Number of Competitors: 56, Number of Countries: 18

Country	FIS Code	Name	Date of Birth	FIS Points
RUS - Russian Federation (6)	481785	EFIMOV Simon	14 OCT 1996	137.39 (863)
	481428	NOVIKOV Vladislav	10 NOV 1993	66.22 (367)
	481463	PYASIK Evgenij	9 NOV 1993	203.97 (1226)
	481649	SMOLENSKIY Anton	10 MAR 1995	323.19 (1658)
	481549	STUKOV Maksim	29 APR 1994	41.74 (197)
	481599	TULUPOV Evgenij	30 NOV 1995	164.60 (1035)
SUI - Switzerland (2)	510508	BONER Patrick	16 JUL 1989	340.13 (1707)
	511504	BONER Sandro	4 JAN 1988	38.06 (173)
SVK - Slovakia (3)	700868	FALAT Matej	8 FEB 1993	43.60 (206)
	700901	HYSKA Martin	13 JUN 1994	109.42 (715)
	700851	SIRAN Vladimir	11 SEP 1991	101.77 (650)
TUR - Turkey (3)	520100	SIMSEK Emre	14 JUN 1987	809.25 (2112)
	520125	TAS Levent	28 MAY 1991	636.60 (2037)
	520164	TOPALOGLU Mustafa	1 JAN 1996	909.27 (2144)
UKR - Ukraine (3)	690721	HAM Ihor	2 SEP 1995	-
	690752	KOVBASNYUK Taras	9 MAR 1997	-
	690732	MARIICHYN Andriy	15 FEB 1995	291.98 (1580)
USA - United States (2)	6530580	BLACK Graham	21 FEB 1993	166.80 (1046)
	934547	MARNO Max	17 MAR 1991	51.10 (257)

NOTE

Output includes skiers who are eligible to start.
After the team captains' meeting this output will be updated to show those skiers who actually start in an event.

8 FEB 2015 / Sierra Nevada (ESP) / 1444



Medallists

Medal	Name	Country
GOLD	BONER Sandro	SUI - Switzerland
SILVER	BOSCA Giulio	ITA - Italy
BRONZE	FALAT Matej	SVK - Slovakia



Penalty Calculation

Best 10 at Finish

Rank	Bib	FIS Code	Name	Country Code	FIS Points	Best 5	Race Points
1	12	511504	BONER Sandro	SUI	38.06	38.06	0.00
2	15	990051	BOSCA Giulio	ITA	24.00	24.00	3.23
3	2	700868	FALAT Matej	SVK	43.60	43.60	3.32
4	9	6290764	RIORDA Luca	ITA	47.62	47.62	10.14
5	4	103984	LAJOIE Vincent	CAN	43.32	43.32	14.02
6	6	104015	SCHUESSLER BEDARD William	CAN	48.40		
7	7	194871	RICOU Ivo	FRA	48.42		
8	29	150834	ZIKA Adam	CZE	135.63		
9	16	430617	CHRAPEK Adam	POL	64.68		
10	1	660021	DANILOCHKIN Yuri	BLR	57.41		

Best 5 FIS Points at Start

Rank	Bib	FIS Code	Name	Country Code	FIS Points
2	15	990051	BOSCA Giulio	ITA	24.00
DNF	10	51401	GRAF Bernhard	AUT	27.68
1	12	511504	BONER Sandro	SUI	38.06
22	11	690616	TENTORI Michelangelo	ITA	41.71
DSQ	3	481549	STUKOV Maksim	RUS	41.74

TOTALS:		
FIS Points of Best 5 at Start (B)	173.19	
FIS Points of Best at Finish in Top 10 (A)		196.60
Race Points of Corresponding Competitors (C)		30.71
Calculated Penalty (A+B-C) : 10 =>	33.908	
Rounded	33.91	
Category Adder	0.00	
Correction Value (Z)	0.00	
Calculated Penalty	33.91	
Penalty Applied	33.91	

Technical Delegate:
CINGOLANI Ernesto (ARG) #942

LEGEND

DNF Did Not Finish DSQ Disqualified

8 FEB 2015 / Sierra Nevada (ESP) / 1444



Start List

Jury		
TD FIS	CINGOLANI Ernesto	ARG
Referee	KRANJC Matjaz	FISU
Assistant Referee	FREHSNER Karl	SUI
Chief of Race	FRIAS Jose	ESP
Start Referee	ORTIZ Isabel	ESP
Finish Referee	OSUNA Jose Miguel	ESP

Technical Data	Super-G	Slalom
Course Name	Universiada	Universiada
Start Altitude	2825 m	2525 m
Finish Altitude	2270 m	2350 m
Vertical Drop	555 m	175 m
Course Length	1829 m	
Homologation Number	10991/09/13	10994/09/13

Race Information Super-G		
Course Setter	BAXTER Noel	ESP
Number of Gates	45	
Turning Gates	41	
Start Time	10:30	
Forerunners	A - I. LINACISORO	ESP
	B - E. PARELLADA	ESP
	C - H. GUERRERO	CHI
	D - F. CARRERO	ESP
	E - A. ROMANOVA	RUS
	F - A. OLLER	ESP
	G - A. VALERO	ESP

Race Information Slalom		
Course Setter	AJIKI Masaharu	JPN
Number of Gates		
Turning Gates		
Start Time	15:00	
Forerunners	A - I. LINACISORO	ESP
	B - E. PARELLADA	ESP
	C - H. GUERRERO	CHI
	D - F. CARRERO	ESP
	E - A. ROMANOVA	RUS
	F - A. OLLER	ESP
	G - A. VALERO	ESP

Number of Competitors: 56, Number of Countries: 18

Bib	FIS Code	Name	YB	Country Code	Super-G
1	660021	DANILOCHKIN Yuri	1991	BLR	_____
2	700868	FALAT Matej	1993	SVK	_____
3	481549	STUKOV Maksim	1994	RUS	_____
4	103984	LAJOIE Vincent	1993	CAN	_____
5	934547	MARNO Max	1991	USA	_____
6	104015	SCHUESSLER BEDARD William	1993	CAN	_____
7	194871	RICOU Ivo	1994	FRA	_____
8	422112	PATRICKSSON Axel William	1992	NOR	_____
9	6290764	RIORDA Luca	1993	ITA	_____
10	51401	GRAF Bernhard	1988	AUT	_____
11	690616	TENTORI Michelangelo	1991	ITA	_____
12	511504	BONER Sandro	1988	SUI	_____
13	20324	OLIVERAS Marc	1991	AND	_____
14	422248	BUSENGDAL Vegard	1993	NOR	_____
15	990051	BOSCA Giulio	1990	ITA	_____
16	430617	CHRAPEK Adam	1993	POL	_____
17	481428	NOVIKOV Vladislav	1993	RUS	_____
18	422195	BERGER Kristoffer	1993	NOR	_____
19	430550	KLUSAK Jakub	1995	POL	_____
20	430472	KLUSAK Michal	1990	POL	_____
21	151110	STEPAN Martin	1995	CZE	_____

8 FEB 2015 / Sierra Nevada (ESP) / 1444

ASM105B01_51C 1.0

Report Created SAT 7 FEB 2015 20:38

Page 1/2



Start List

Number of Competitors: 56, Number of Countries: 18

Bib	FIS Code	Name	YB	Country Code	Super-G
22	6291724	ROTONARA Christian	1995	ITA	_____
23	6291668	MIGLIAZZA Pietro	1995	ITA	_____
24	150852	WALIGORA Michael	1990	CZE	_____
25	422120	SAUGESTAD Stian	1992	NOR	_____
26	700851	SIRAN Vladimir	1991	SVK	_____
27	151060	PAULUS Daniel	1994	CZE	_____
28	700901	HYSKA Martin	1994	SVK	_____
29	150834	ZIKA Adam	1989	CZE	_____
30	481785	EFIMOV Simon	1996	RUS	_____
31	304535	NAKAMURA Shun	1995	JPN	_____
32	430466	GARNIEWICZ Mateusz	1990	POL	_____
33	481599	TULUPOV Evgenij	1995	RUS	_____
34	6190131	BERLA Franck	1995	FRA	_____
35	6530580	BLACK Graham	1993	USA	_____
36	303865	MIYAMOTO Shinya	1992	JPN	_____
37	320391	KIM Dong-Woo	1995	KOR	_____
38	320389	HONG Dong-Kwan	1995	KOR	_____
39	481463	PYASIK Evgenij	1993	RUS	_____
40	320323	KIM Seul-Kyung	1991	KOR	_____
41	320379	CHOI Chang-Hyun	1994	KOR	_____
42	320390	LEE Jang-Woo	1995	KOR	_____
43	180667	HIETANEN Kasper	1991	FIN	_____
44	320385	KIM Hyeon-Soo	1995	KOR	_____
45	690732	MARIICHYN Andriy	1995	UKR	_____
46	481649	SMOLENSKIY Anton	1995	RUS	_____
47	510508	BONER Patrick	1989	SUI	_____
48	180704	PELTOLA Kalle	1993	FIN	_____
49	520125	TAS Levent	1991	TUR	_____
50	520100	SIMSEK Emre	1987	TUR	_____
51	194676	MOUGEL Youri	1993	FRA	_____
52	520164	TOPALOGLU Mustafa	1996	TUR	_____
53	660023	CHERTSIN Daniil	1997	BLR	_____
54	690721	HAM Ihor	1995	UKR	_____
55	690752	KOVBASNYUK Taras	1997	UKR	_____
56	6290394	CHIAPPA Alberto	1992	ITA	_____

LEGEND

YB Year of Birth

8 FEB 2015 / Sierra Nevada (ESP) / 1444

ASM105B01_51C 1.0

Report Created SAT 7 FEB 2015 20:38

Page 2/2



Official Result List

Jury		
TD FIS	CINGOLANI Ernesto	ARG
Referee	KRANJC Matjaz	FISU
Assistant Referee	FREHSNER Karl	SUI
Chief of Race	FRIAS Jose	ESP
Start Referee	ORTIZ Isabel	ESP
Finish Referee	OSUNA Jose Miguel	ESP

Technical Data	Super-G	Slalom
Course Name	Universiada	Universiada
Start Altitude	2825 m	2525 m
Finish Altitude	2270 m	2350 m
Vertical Drop	555 m	175 m
Course Length	1829 m	
Homologation Number	10991/09/13	10994/09/13

Race Information Super-G		
Course Setter	BAXTER Noel	ESP
Number of Gates	45	
Turning Gates	41	
Start Time	10:30	
Forerunners	A - I. LINACISORO	ESP
	B - E. PARELLADA	ESP
	C - H. GUERRERO	CHI
	D - F. CARRERO	ESP
	E - A. ROMANOVA	RUS
	F - A. OLLER	ESP
	G - A. VALERO	ESP

Race Information Slalom		
Course Setter	AJIKI Masaharu	JPN
Number of Gates		
Turning Gates		
Start Time	15:00	
Forerunners	A - I. LINACISORO	ESP
	B - E. PARELLADA	ESP
	C - H. GUERRERO	CHI
	D - F. CARRERO	ESP
	E - A. ROMANOVA	RUS
	F - A. OLLER	ESP
	G - A. VALERO	ESP

Weather: SUNNY Snow: COMPACT Temperature - Start: -16.0 °C / 3.2 °F Finish: -16.0 °C / 3.2 °F

Number of Competitors: 56, Number of Countries: 18

Rank	Bib	FIS Code	Name	YB	Country Code	Time	Difference	Distance (m)
1	11	690616	TENTORI Michelangelo	1991	ITA	1:19.13		
2	15	990051	BOSCA Giulio	1990	ITA	1:19.57	0.44	10.11
3	8	422112	PATRICKSSON Axel William	1992	NOR	1:19.63	0.50	11.48
4	6	104015	SCHUESSLER BEDARD William	1993	CAN	1:19.64	0.51	11.71
5	25	422120	SAUGESTAD Stian	1992	NOR	1:19.83	0.70	16.04
6	4	103984	LAJOIE Vincent	1993	CAN	1:19.88	0.75	17.17
7	9	6290764	RIORDA Luca	1993	ITA	1:20.23	1.10	25.08
8	12	511504	BONER Sandro	1988	SUI	1:20.38	1.25	28.44
9	3	481549	STUKOV Maksim	1994	RUS	1:20.41	1.28	29.11
10	2	700868	FALAT Matej	1993	SVK	1:20.70	1.57	35.58
11	5	934547	MARNO Max	1991	USA	1:20.73	1.60	36.25
12	16	430617	CHRAPEK Adam	1993	POL	1:20.78	1.65	37.36
13	1	660021	DANILOCHKIN Yuri	1991	BLR	1:20.83	1.70	38.47
14	7	194871	RICOU Ivo	1994	FRA	1:20.90	1.77	40.02
15	20	430472	KLUSAK Michal	1990	POL	1:20.99	1.86	42.00
16	29	150834	ZIKA Adam	1989	CZE	1:21.66	2.53	56.67
17	27	151060	PAULUS Daniel	1994	CZE	1:22.01	2.88	64.23
18	19	430550	KLUSAK Jakub	1995	POL	1:22.05	2.92	65.09
19	17	481428	NOVIKOV Vladislav	1993	RUS	1:22.25	3.12	69.38

8 FEB 2015 / Sierra Nevada (ESP) / 1444



Official Result List

Number of Competitors: 56, Number of Countries: 18

Rank	Bib	FIS Code	Name	YB	Country Code	Time	Difference	Distance (m)
20	33	481599	TULUPOV Evgenij	1995	RUS	1:22.35	3.22	71.52
21	23	6291668	MIGLIAZZA Pietro	1995	ITA	1:23.31	4.18	91.77
22	26	700851	SIRAN Vladimir	1991	SVK	1:23.85	4.72	102.96
23	51	194676	MOUGEL Youri	1993	FRA	1:24.14	5.01	108.91
24	48	180704	PELTOLA Kalle	1993	FIN	1:24.25	5.12	111.15
25	32	430466	GARNIEWICZ Mateusz	1990	POL	1:24.35	5.22	113.19
26	47	510508	BONER Patrick	1989	SUI	1:24.76	5.63	121.49
27	39	481463	PYASIK Evgenij	1993	RUS	1:25.03	5.90	126.91
28	22	6291724	ROTONARA Christian	1995	ITA	1:25.61	6.48	138.44
29	36	303865	MIYAMOTO Shinya	1992	JPN	1:26.07	6.94	147.48
30	44	320385	KIM Hyeon-Soo	1995	KOR	1:26.30	7.17	151.96
31	43	180667	HIETANEN Kasper	1991	FIN	1:26.79	7.66	161.43
32	56	6290394	CHIAPPA Alberto	1992	ITA	1:27.00	7.87	165.45
33	38	320389	HONG Dong-Kwan	1995	KOR	1:27.13	8.00	167.93
34	40	320323	KIM Seul-Kyung	1991	KOR	1:27.85	8.72	181.55
35	37	320391	KIM Dong-Woo	1995	KOR	1:28.28	9.15	189.57
36	42	320390	LEE Jang-Woo	1995	KOR	1:28.68	9.55	196.97
37	41	320379	CHOI Chang-Hyun	1994	KOR	1:30.04	10.91	221.62
38	50	520100	SIMSEK Emre	1987	TUR	1:30.32	11.19	226.60
39	49	520125	TAS Levent	1991	TUR	1:31.24	12.11	242.76
40	53	660023	CHERTSIN Daniil	1997	BLR	1:32.65	13.52	266.90
41	45	690732	MARIICHYN Andriy	1995	UKR	1:34.41	15.28	296.02
42	55	690752	KOVBASNYUK Taras	1997	UKR	1:35.80	16.67	318.26

DID NOT START SUPER-G: 1 competitor

21	151110	STEPAN Martin	1995	CZE
----	--------	---------------	------	-----

DID NOT FINISH SUPER-G: 13 competitors

10	51401	GRAF Bernhard	1988	AUT
13	20324	OLIVERAS Marc	1991	AND
14	422248	BUSENGDAL Vegard	1993	NOR
18	422195	BERGER Kristoffer	1993	NOR
24	150852	WALIGORA Michael	1990	CZE
28	700901	HYSKA Martin	1994	SVK
30	481785	EFIMOV Simon	1996	RUS
31	304535	NAKAMURA Shun	1995	JPN
34	6190131	BERLA Franck	1995	FRA
35	6530580	BLACK Graham	1993	USA
46	481649	SMOLENSKIY Anton	1995	RUS
52	520164	TOPALOGU Mustafa	1996	TUR
54	690721	HAM Ihor	1995	UKR

LEGEND

YB Year of Birth

8 FEB 2015 / Sierra Nevada (ESP) / 1444



Performance Analysis by Rank

Number of Competitors: 42, Number of Countries: 16

Rank	Bib	Name	Country Code	Positions			Partials			Difference		Speed			
				Run	Int1	Time	Rank	Pos	Time	Rank	Time	Dist (m)	Pos	(km/h)	Rank
1	11	TENTORI Michelangelo	ITA	Run 1:	Int1:	45.52	(4)	1-Fin:	33.61	(1)	0.32	0.00	0.00	Avg:	83.21
					Fin:	1:19.13	(1)								
2	15	BOSCA Giulio	ITA	Run 1:	Int1:	45.76	(10)	1-Fin:	33.81	(2)	0.56	0.44	10.11	Avg:	82.75
					Fin:	1:19.57	(2)								
3	8	PATRICKSSON Axel	NOR	Run 1:	Int1:	45.43	(3)	1-Fin:	34.20	(5)	0.23	0.50	11.48	Avg:	82.69
					Fin:	1:19.63	(3)								
4	6	SCHUESSLER BEDARD	CAN	Run 1:	Int1:	45.77	(11)	1-Fin:	33.87	(3)	0.57	0.51	11.71	Avg:	82.68
					Fin:	1:19.64	(4)								
5	25	SAUGESTAD Stian	NOR	Run 1:	Int1:	45.71	(8)	1-Fin:	34.12	(4)	0.51	0.70	16.04	Avg:	82.48
					Fin:	1:19.83	(5)								
6	4	LAJOIE Vincent	CAN	Run 1:	Int1:	45.20	(1)	1-Fin:	34.68	(8)	0.00	0.75	17.17	Avg:	82.43
					Fin:	1:19.88	(6)								
7	9	RIORDA Luca	ITA	Run 1:	Int1:	45.99	(12)	1-Fin:	34.24	(6)	0.79	1.10	25.08	Avg:	82.07
					Fin:	1:20.23	(7)								
8	12	BONER Sandro	SUI	Run 1:	Int1:	45.61	(5)	1-Fin:	34.77	(10)	0.41	1.25	28.44	Avg:	81.92
					Fin:	1:20.38	(8)								
9	3	STUKOV Maksim	RUS	Run 1:	Int1:	45.36	(2)	1-Fin:	35.05	(13)	0.16	1.28	29.11	Avg:	81.89
					Fin:	1:20.41	(9)								
10	2	FALAT Matej	SVK	Run 1:	Int1:	45.71	(8)	1-Fin:	34.99	(12)	0.51	1.57	35.58	Avg:	81.59
					Fin:	1:20.70	(10)								
11	5	MARNO Max	USA	Run 1:	Int1:	45.67	(7)	1-Fin:	35.06	(14)	0.47	1.60	36.25	Avg:	81.56
					Fin:	1:20.73	(11)								
12	16	CHRAPEK Adam	POL	Run 1:	Int1:	46.20	(14)	1-Fin:	34.58	(7)	1.00	1.65	37.36	Avg:	81.51
					Fin:	1:20.78	(12)								
13	1	DANILOCHKIN Yuri	BLR	Run 1:	Int1:	45.61	(5)	1-Fin:	35.22	(15)	0.41	1.70	38.47	Avg:	81.46
					Fin:	1:20.83	(13)								
14	7	RICOU Ivo	FRA	Run 1:	Int1:	46.09	(13)	1-Fin:	34.81	(11)	0.89	1.77	40.02	Avg:	81.39
					Fin:	1:20.90	(14)								
15	20	KLUSAK Michal	POL	Run 1:	Int1:	46.23	(15)	1-Fin:	34.76	(9)	1.03	1.86	42.00	Avg:	81.30
					Fin:	1:20.99	(15)								
16	29	ZIKA Adam	CZE	Run 1:	Int1:	46.37	(17)	1-Fin:	35.29	(17)	1.17	2.53	56.67	Avg:	80.63
					Fin:	1:21.66	(16)								
17	27	PAULUS Daniel	CZE	Run 1:	Int1:	46.79	(21)	1-Fin:	35.22	(15)	1.59	2.88	64.23	Avg:	80.29
					Fin:	1:22.01	(17)								
18	19	KLUSAK Jakub	POL	Run 1:	Int1:	46.76	(20)	1-Fin:	35.29	(17)	1.56	2.92	65.09	Avg:	80.25
					Fin:	1:22.05	(18)								
19	17	NOVIKOV Vladislav	RUS	Run 1:	Int1:	46.39	(18)	1-Fin:	35.86	(21)	1.19	3.12	69.38	Avg:	80.05
					Fin:	1:22.25	(19)								
20	33	TULUPOV Evgenij	RUS	Run 1:	Int1:	46.90	(22)	1-Fin:	35.45	(20)	1.70	3.22	71.52	Avg:	79.96
					Fin:	1:22.35	(20)								
21	23	MIGLIAZZA Pietro	ITA	Run 1:	Int1:	46.74	(19)	1-Fin:	36.57	(25)	1.54	4.18	91.77	Avg:	79.03
					Fin:	1:23.31	(21)								
22	26	SIRAN Vladimir	SVK	Run 1:	Int1:	46.34	(16)	1-Fin:	37.51	(32)	1.14	4.72	102.96	Avg:	78.53
					Fin:	1:23.85	(22)								



Performance Analysis by Rank

Number of Competitors: 42, Number of Countries: 16

Rank	Bib	Name	Country Code	Positions			Partials			Difference		Speed	
				Run 1: Pos	Int1: Time	Rank	Pos	Time	Rank	Time	Dist (m)	Pos	(km/h)
23	51	MOUGEL Youri	FRA	Run 1: 1	Int1: 48.78 (28) Fin: 1:24.14 (23)		I1-Fin: 35.36 (19)		3.58 5.01	108.91		Avg: 78.26	
24	48	PELTOLA Kalle	FIN	Run 1: 1	Int1: 48.03 (25) Fin: 1:24.25 (24)		I1-Fin: 36.22 (23)		2.83 5.12	111.15		Avg: 78.15	
25	32	GARNIEWICZ Mateusz	POL	Run 1: 1	Int1: 47.69 (23) Fin: 1:24.35 (25)		I1-Fin: 36.66 (26)		2.49 5.22	113.19		Avg: 78.06	
26	47	BONER Patrick	SUI	Run 1: 1	Int1: 48.39 (27) Fin: 1:24.76 (26)		I1-Fin: 36.37 (24)		3.19 5.63	121.49		Avg: 77.68	
27	39	PYASIK Evgenij	RUS	Run 1: 1	Int1: 47.94 (24) Fin: 1:25.03 (27)		I1-Fin: 37.09 (28)		2.74 5.90	126.91		Avg: 77.44	
28	22	ROTTONARA Christian	ITA	Run 1: 1	Int1: 48.89 (29) Fin: 1:25.61 (28)		I1-Fin: 36.72 (27)		3.69 6.48	138.44		Avg: 76.91	
29	36	MIYAMOTO Shinya	JPN	Run 1: 1	Int1: 49.86 (34) Fin: 1:26.07 (29)		I1-Fin: 36.21 (22)		4.66 6.94	147.48		Avg: 76.50	
30	44	KIM Hyeon-Soo	KOR	Run 1: 1	Int1: 48.93 (30) Fin: 1:26.30 (30)		I1-Fin: 37.37 (30)		3.73 7.17	151.96		Avg: 76.30	
31	43	HIETANEN Kasper	FIN	Run 1: 1	Int1: 48.23 (26) Fin: 1:26.79 (31)		I1-Fin: 38.56 (35)		3.03 7.66	161.43		Avg: 75.87	
32	56	CHIAPPA Alberto	ITA	Run 1: 1	Int1: 49.70 (33) Fin: 1:27.00 (32)		I1-Fin: 37.30 (29)		4.50 7.87	165.45		Avg: 75.68	
33	38	HONG Dong-Kwan	KOR	Run 1: 1	Int1: 49.53 (32) Fin: 1:27.13 (33)		I1-Fin: 37.60 (33)		4.33 8.00	167.93		Avg: 75.57	
34	40	KIM Seul-Kyung	KOR	Run 1: 1	Int1: 50.37 (36) Fin: 1:27.85 (34)		I1-Fin: 37.48 (31)		5.17 8.72	181.55		Avg: 74.95	
35	37	KIM Dong-Woo	KOR	Run 1: 1	Int1: 49.52 (31) Fin: 1:28.28 (35)		I1-Fin: 38.76 (37)		4.32 9.15	189.57		Avg: 74.59	
36	42	LEE Jang-Woo	KOR	Run 1: 1	Int1: 50.36 (35) Fin: 1:28.68 (36)		I1-Fin: 38.32 (34)		5.16 9.55	196.97		Avg: 74.25	
37	41	CHOI Chang-Hyun	KOR	Run 1: 1	Int1: 50.51 (37) Fin: 1:30.04 (37)		I1-Fin: 39.53 (38)		5.31 10.91	221.62		Avg: 73.13	
38	50	SIMSEK Emre	TUR	Run 1: 1	Int1: 51.59 (39) Fin: 1:30.32 (38)		I1-Fin: 38.73 (36)		6.39 11.19	226.60		Avg: 72.90	
39	49	TAS Levent	TUR	Run 1: 1	Int1: 51.50 (38) Fin: 1:31.24 (39)		I1-Fin: 39.74 (39)		6.30 12.11	242.76		Avg: 72.17	
40	53	CHERTSIN Daniil	BLR	Run 1: 1	Int1: 52.32 (40) Fin: 1:32.65 (40)		I1-Fin: 40.33 (40)		7.12 13.52	266.90		Avg: 71.07	
41	45	MARIICHYN Andriy	UKR	Run 1: 1	Int1: 53.07 (41) Fin: 1:34.41 (41)		I1-Fin: 41.34 (41)		7.87 15.28	296.02		Avg: 69.74	
42	55	KOVBASNYUK Taras	UKR	Run 1: 1	Int1: 53.94 (42) Fin: 1:35.80 (42)		I1-Fin: 41.86 (42)		8.74 16.67	318.26		Avg: 68.73	

LEGEND

Avg Average Dist (m) Distance in metres Fin Finish
Int1 Intermediate 1
Pos Intermediate position Int Intermediate

8 FEB 2015 / Sierra Nevada (ESP) / 1444

ASM105B01_77A 1.0

Report Created SUN 8 FEB 2015 12:16

Page 2/2



Start List

Jury		
TD FIS	CINGOLANI Ernesto	ARG
Referee	KRANJC Matjaz	FISU
Assistant Referee	FREHSNER Karl	SUI
Chief of Race	FRIAS Jose	ESP
Start Referee	ORTIZ Isabel	ESP
Finish Referee	OSUNA Jose Miguel	ESP

Technical Data	Super-G	Slalom
Course Name	Universiada	Universiada
Start Altitude	2825 m	2525 m
Finish Altitude	2270 m	2350 m
Vertical Drop	555 m	175 m
Course Length	1829 m	
Homologation Number	10991/09/13	10994/09/13

Race Information Super-G		
Course Setter	BAXTER Noel	ESP
Number of Gates	45	
Turning Gates	41	
Start Time	10:30	
Forerunners	A - I. LINACISORO	ESP
	B - E. PARELLADA	ESP
	C - H. GUERRERO	CHI
	D - F. CARRERO	ESP
	E - A. ROMANOVA	RUS
	F - A. OLLER	ESP
	G - A. VALERO	ESP

Race Information Slalom		
Course Setter	AJIKI Masaharu	JPN
Number of Gates	55	
Turning Gates	53	
Start Time	15:00	
Forerunners	A - I. LINACISORO	ESP
	B - E. PARELLADA	ESP
	C - H. GUERRERO	CHI
	D - F. CARRERO	ESP
	E - A. ROMANOVA	RUS
	F - A. OLLER	ESP
	G - A. VALERO	ESP

Number of Competitors: 42, Number of Countries: 16

Start Order	Bib	FIS Code	Name	YB	Country Code	Super-G	Diff.	Rank	Slalom	Total
1	44	320385	KIM Hyeon-Soo	1995	KOR	1:26.30	7.17	30		
2	36	303865	MIYAMOTO Shinya	1992	JPN	1:26.07	6.94	29		
3	22	6291724	ROTTONARA Christian	1995	ITA	1:25.61	6.48	28		
4	39	481463	PYASIK Evgenij	1993	RUS	1:25.03	5.90	27		
5	47	510508	BONER Patrick	1989	SUI	1:24.76	5.63	26		
6	32	430466	GARNIEWICZ Mateusz	1990	POL	1:24.35	5.22	25		
7	48	180704	PELTOLA Kalle	1993	FIN	1:24.25	5.12	24		
8	51	194676	MOUGEL Youri	1993	FRA	1:24.14	5.01	23		
9	26	700851	SIRAN Vladimir	1991	SVK	1:23.85	4.72	22		
10	23	6291668	MIGLIAZZA Pietro	1995	ITA	1:23.31	4.18	21		
11	33	481599	TULUPOV Evgenij	1995	RUS	1:22.35	3.22	20		
12	17	481428	NOVIKOV Vladislav	1993	RUS	1:22.25	3.12	19		
13	19	430550	KLUSAK Jakub	1995	POL	1:22.05	2.92	18		
14	27	151060	PAULUS Daniel	1994	CZE	1:22.01	2.88	17		
15	29	150834	ZIKA Adam	1989	CZE	1:21.66	2.53	16		
16	20	430472	KLUSAK Michal	1990	POL	1:20.99	1.86	15		
17	7	194871	RICOU Ivo	1994	FRA	1:20.90	1.77	14		
18	1	660021	DANILOCHKIN Yuri	1991	BLR	1:20.83	1.70	13		
19	16	430617	CHRAPEK Adam	1993	POL	1:20.78	1.65	12		
20	5	934547	MARNO Max	1991	USA	1:20.73	1.60	11		
21	2	700868	FALAT Matej	1993	SVK	1:20.70	1.57	10		

8 FEB 2015 / Sierra Nevada (ESP) / 1444



Start List

Number of Competitors: 42, Number of Countries: 16

Start Order	Bib	FIS Code	Name	YB	Country Code	Super-G	Diff.	Rank	Slalom	Total
22	3	481549	STUKOV Maksim	1994	RUS	1:20.41	1.28	9	_____	_____
23	12	511504	BONER Sandro	1988	SUI	1:20.38	1.25	8	_____	_____
24	9	6290764	RIORDA Luca	1993	ITA	1:20.23	1.10	7	_____	_____
25	4	103984	LAJOIE Vincent	1993	CAN	1:19.88	0.75	6	_____	_____
26	25	422120	SAUGESTAD Stian	1992	NOR	1:19.83	0.70	5	_____	_____
27	6	104015	SCHUESSLER BEDARD W.	1993	CAN	1:19.64	0.51	4	_____	_____
28	8	422112	PATRICKSSON Axel William	1992	NOR	1:19.63	0.50	3	_____	_____
29	15	990051	BOSCA Giulio	1990	ITA	1:19.57	0.44	2	_____	_____
30	11	690616	TENTORI Michelangelo	1991	ITA	1:19.13	0.00	1	_____	_____
31	43	180667	HIETANEN Kasper	1991	FIN	1:26.79	7.66	31	_____	_____
32	56	6290394	CHIAPPA Alberto	1992	ITA	1:27.00	7.87	32	_____	_____
33	38	320389	HONG Dong-Kwan	1995	KOR	1:27.13	8.00	33	_____	_____
34	40	320323	KIM Seul-Kyung	1991	KOR	1:27.85	8.72	34	_____	_____
35	37	320391	KIM Dong-Woo	1995	KOR	1:28.28	9.15	35	_____	_____
36	42	320390	LEE Jang-Woo	1995	KOR	1:28.68	9.55	36	_____	_____
37	41	320379	CHOI Chang-Hyun	1994	KOR	1:30.04	10.91	37	_____	_____
38	50	520100	SIMSEK Emre	1987	TUR	1:30.32	11.19	38	_____	_____
39	49	520125	TAS Levent	1991	TUR	1:31.24	12.11	39	_____	_____
40	53	660023	CHERTSIN Daniil	1997	BLR	1:32.65	13.52	40	_____	_____
41	45	690732	MARIICHYN Andriy	1995	UKR	1:34.41	15.28	41	_____	_____
42	55	690752	KOVBASNYUK Taras	1997	UKR	1:35.80	16.67	42	_____	_____

LEGEND

YB Year of Birth

8 FEB 2015 / Sierra Nevada (ESP) / 1444



Official Result List

Jury		
TD FIS	CINGOLANI Ernesto	ARG
Referee	KRANJC Matjaz	FISU
Assistant Referee	FREHSNER Karl	SUI
Chief of Race	FRIAS Jose	ESP
Start Referee	ORTIZ Isabel	ESP
Finish Referee	OSUNA Jose Miguel	ESP

Technical Data	Super-G	Slalom
Course Name	Universiada	Universiada
Start Altitude	2825 m	2525 m
Finish Altitude	2270 m	2350 m
Vertical Drop	555 m	175 m
Course Length	1829 m	
Homologation Number	10991/09/13	10994/09/13

Race Information Super-G		
Course Setter	BAXTER Noel	ESP
Number of Gates	45	
Turning Gates	41	
Start Time	10:30	
Forerunners	A - I. LINACISORO	ESP
	B - E. PARELLADA	ESP
	C - H. GUERRERO	CHI
	D - F. CARRERO	ESP
	E - A. ROMANOVA	RUS
	F - A. OLLER	ESP
	G - A. VALERO	ESP

Race Information Slalom		
Course Setter	AJIKI Masaharu	JPN
Number of Gates	56	
Turning Gates	54	
Start Time	15:00	
Forerunners	A - I. LINACISORO	ESP
	B - E. PARELLADA	ESP
	C - H. GUERRERO	CHI
	D - F. CARRERO	ESP
	E - A. ROMANOVA	RUS
	F - A. OLLER	ESP
	G - A. VALERO	ESP

Weather: CLOUDY Snow: SOFT Temperature - Start: -6.0 °C / 21.2 °F Finish: -6.0 °C / 21.2 °F F-factor: 1150

Number of Competitors: 56, Number of Countries: 18

Rank	Bib	FIS Code	Name	YB	Country Code	Super-G		Slalom		Total	Diff.	Race Points
						Time	Rank	Time	Rank			
1	12	511504	BONER Sandro	1988	SUI	1:20.38	(8)	44.32	(3)	2:04.70		0.00
2	15	990051	BOSCA Giulio	1990	ITA	1:19.57	(2)	45.48	(8)	2:05.05	0.35	3.23
3	2	700868	FALAT Matej	1993	SVK	1:20.70	(10)	44.36	(4)	2:05.06	0.36	3.32
4	9	6290764	RIORDA Luca	1993	ITA	1:20.23	(7)	45.57	(9)	2:05.80	1.10	10.14
5	4	103984	LAJOIE Vincent	1993	CAN	1:19.88	(6)	46.34	(14)	2:06.22	1.52	14.02
6	6	104015	SCHUESSLER BEDARD W.	1993	CAN	1:19.64	(4)	47.16	(20)	2:06.80	2.10	19.37
7	7	194871	RICOU Ivo	1994	FRA	1:20.90	(14)	45.99	(12)	2:06.89	2.19	20.20
8	29	150834	ZIKA Adam	1989	CZE	1:21.66	(16)	45.30	(6)	2:06.96	2.26	20.84
9	16	430617	CHRAPEK Adam	1993	POL	1:20.78	(12)	46.73	(16)	2:07.51	2.81	25.91
10	1	660021	DANILOCHKIN Yuri	1991	BLR	1:20.83	(13)	47.10	(18)	2:07.93	3.23	29.79
11	33	481599	TULUPOV Evgenij	1995	RUS	1:22.35	(20)	45.62	(10)	2:07.97	3.27	30.16
12	51	194676	MOUGEL Youri	1993	FRA	1:24.14	(23)	43.85	(1)	2:07.99	3.29	30.34
12	19	430550	KLUSAK Jakub	1995	POL	1:22.05	(18)	45.94	(11)	2:07.99	3.29	30.34
14	26	700851	SIRAN Vladimir	1991	SVK	1:23.85	(22)	44.23	(2)	2:08.08	3.38	31.17
15	20	430472	KLUSAK Michal	1990	POL	1:20.99	(15)	47.10	(18)	2:08.09	3.39	31.26
16	27	151060	PAULUS Daniel	1994	CZE	1:22.01	(17)	46.31	(13)	2:08.32	3.62	33.38

#942



Official Result List

Number of Competitors: 56, Number of Countries: 18

Rank	Bib	FIS Code	Name	YB	Country Code	Super-G		Slalom		Total	Diff.	Race Points
						Time	Rank	Time	Rank			
17	23	6291668	MIGLIAZZA Pietro	1995	ITA	1:23.31	(21)	45.11	(5)	2:08.42	3.72	34.31
18	8	422112	PATRICKSSON Axel William	1992	NOR	1:19.63	(3)	49.08	(21)	2:08.71	4.01	36.98
19	32	430466	GARNIEWICZ Mateusz	1990	POL	1:24.35	(25)	45.37	(7)	2:09.72	5.02	46.30
20	43	180667	HIETANEN Kasper	1991	FIN	1:26.79	(31)	46.63	(15)	2:13.42	8.72	80.42
21	40	320323	KIM Seul-Kyung	1991	KOR	1:27.85	(34)	46.96	(17)	2:14.81	10.11	93.24
22	11	690616	TENTORI Michelangelo	1991	ITA	1:19.13	(1)	56.81	(27)	2:15.94	11.24	103.66
23	36	303865	MIYAMOTO Shinya	1992	JPN	1:26.07	(29)	50.30	(22)	2:16.37	11.67	107.62
24	44	320385	KIM Hyeon-Soo	1995	KOR	1:26.30	(30)	54.28	(26)	2:20.58	15.88	146.45
25	53	660023	CHERTSIN Daniil	1997	BLR	1:32.65	(40)	51.58	(24)	2:24.23	19.53	180.11
26	45	690732	MARIICHYN Andriy	1995	UKR	1:34.41	(41)	51.29	(23)	2:25.70	21.00	193.66
27	55	690752	KOVBASNYUK Taras	1997	UKR	1:35.80	(42)	54.08	(25)	2:29.88	25.18	232.21

DID NOT START SUPER-G: 1 competitor

21 151110 STEPAN Martin 1995 CZE

DID NOT FINISH SUPER-G: 13 competitors

10 51401 GRAF Bernhard 1988 AUT
 13 20324 OLIVERAS Marc 1991 AND
 14 422248 BUSENGDAL Vegard 1993 NOR
 18 422195 BERGER Kristoffer 1993 NOR
 24 150852 WALIGORA Michael 1990 CZE
 28 700901 HYSKA Martin 1994 SVK
 30 481785 EFIMOV Simon 1996 RUS
 31 304535 NAKAMURA Shun 1995 JPN
 34 6190131 BERLA Franck 1995 FRA
 35 6530580 BLACK Graham 1993 USA
 46 481649 SMOLENSKIY Anton 1995 RUS
 52 520164 TOPALOGU Mustafa 1996 TUR
 54 690721 HAM Ihor 1995 UKR

DID NOT FINISH SLALOM: 13 competitors

5 934547 MARNO Max 1991 USA
 17 481428 NOVIKOV Vladislav 1993 RUS
 22 6291724 ROTTONARA Christian 1995 ITA
 25 422120 SAUGESTAD Stian 1992 NOR
 37 320391 KIM Dong-Woo 1995 KOR
 38 320389 HONG Dong-Kwan 1995 KOR
 39 481463 PYASIK Evgenij 1993 RUS
 41 320379 CHOI Chang-Hyun 1994 KOR
 42 320390 LEE Jang-Woo 1995 KOR
 47 510508 BONER Patrick 1989 SUI
 49 520125 TAS Levent 1991 TUR

#942 _____



Official Result List

Number of Competitors: 56, Number of Countries: 18

Rank	Bib	FIS Code	Name	YB	Country Code	Super-G	Sialom	Total	Diff.	Race Points
						Time Rank	Time Rank			
	50	520100	SIMSEK Emre	1987	TUR					
	56	6290394	CHIAPPA Alberto	1992	ITA					

DISQUALIFIED SLALOM: 2 competitors

3	481549	STUKOV Maksim	1994	RUS		Gate 54	Rule 629.3
48	180704	PELTOLA Kalle	1993	FIN			Rule B2.1.2

Reason for disqualification:

629.3 Does not pass through the gate correctly

B2.1.2 Equipments

Technical Delegate:
CINGOLANI Ernesto (ARG) #942

LEGEND

YB Year of Birth

8 FEB 2015 / Sierra Nevada (ESP) / 1444



Performance Analysis by Rank

Number of Competitors: 27, Number of Countries: 14

Rank	Bib	Name	Country Code	Positions			Partials			Difference		Speed	
				Pos	Time	Rank	Pos	Time	Rank	Time	Dist (m)	Pos	(km/h) Rank
1	12	BONER Sandro	SUI	Run 1: Int1: 45.61 (0) Fin: 1:20.38 (0)			11-Fin: 34.77 (10)			0.41 1.25	28.44	Avg: 81.92	
				Run 2: Fin: 44.32 (3)					0.47				
				Total: Fin: 2:04.70 (1)					0.00				
2	15	BOSCA Giulio	ITA	Run 1: Int1: 45.76 (0) Fin: 1:19.57 (0)			11-Fin: 33.81 (2)			0.56 0.44	10.11	Avg: 82.75	
				Run 2: Fin: 45.48 (8)					1.63				
				Total: Fin: 2:05.05 (2)					0.35				
3	2	FALAT Matej	SVK	Run 1: Int1: 45.71 (0) Fin: 1:20.70 (0)			11-Fin: 34.99 (12)			0.51 1.57	35.58	Avg: 81.59	
				Run 2: Fin: 44.36 (4)					0.51				
				Total: Fin: 2:05.06 (3)					0.36				
4	9	RIORDA Luca	ITA	Run 1: Int1: 45.99 (0) Fin: 1:20.23 (0)			11-Fin: 34.24 (6)			0.79 1.10	25.08	Avg: 82.07	
				Run 2: Fin: 45.57 (9)					1.72				
				Total: Fin: 2:05.80 (4)					1.10				
5	4	LAJOIE Vincent	CAN	Run 1: Int1: 45.20 (0) Fin: 1:19.88 (0)			11-Fin: 34.68 (8)			0.00 0.75	17.17	Avg: 82.43	
				Run 2: Fin: 46.34 (14)					2.49				
				Total: Fin: 2:06.22 (5)					1.52				
6	6	SCHUESSLER BEDARD	CAN	Run 1: Int1: 45.77 (0) Fin: 1:19.64 (0)			11-Fin: 33.87 (3)			0.57 0.51	11.71	Avg: 82.68	
				Run 2: Fin: 47.16 (20)					3.31				
				Total: Fin: 2:06.80 (6)					2.10				
7	7	RICOU Ivo	FRA	Run 1: Int1: 46.09 (0) Fin: 1:20.90 (0)			11-Fin: 34.81 (11)			0.89 1.77	40.02	Avg: 81.39	
				Run 2: Fin: 45.99 (12)					2.14				
				Total: Fin: 2:06.89 (7)					2.19				
8	29	ZIKA Adam	CZE	Run 1: Int1: 46.37 (0) Fin: 1:21.66 (0)			11-Fin: 35.29 (17)			1.17 2.53	56.67	Avg: 80.63	
				Run 2: Fin: 45.30 (6)					1.45				
				Total: Fin: 2:06.96 (8)					2.26				
9	16	CHRAPEK Adam	POL	Run 1: Int1: 46.20 (0) Fin: 1:20.78 (0)			11-Fin: 34.58 (7)			1.00 1.65	37.36	Avg: 81.51	
				Run 2: Fin: 46.73 (16)					2.88				
				Total: Fin: 2:07.51 (9)					2.81				
10	1	DANILOCHKIN Yuri	BLR	Run 1: Int1: 45.61 (0) Fin: 1:20.83 (0)			11-Fin: 35.22 (15)			0.41 1.70	38.47	Avg: 81.46	
				Run 2: Fin: 47.10 (18)					3.25				
				Total: Fin: 2:07.93 (10)					3.23				



Performance Analysis by Rank

Number of Competitors: 27, Number of Countries: 14

Rank	Bib	Name	Country Code	Positions			Partials			Difference		Speed	
				Pos	Time	Rank	Pos	Time	Rank	Time	Dist (m)	Pos	(km/h) Rank
11	33	TULUPOV Evgenij	RUS	Run 1: Int1: 46.90 (0) Fin: 1:22.35 (0)			11-Fin: 35.45 (20)			1.70 3.22	71.52	Avg: 79.96	
				Run 2: Fin: 45.62 (10)					1.77				
				Total: Fin: 2:07.97 (11)					3.27				
12	51	MOUGEL Youri	FRA	Run 1: Int1: 48.78 (0) Fin: 1:24.14 (0)			11-Fin: 35.36 (19)			3.58 5.01	108.91	Avg: 78.26	
				Run 2: Fin: 43.85 (1)					0.00				
				Total: Fin: 2:07.99 (12)					3.29				
12	19	KLUSAK Jakub	POL	Run 1: Int1: 46.76 (0) Fin: 1:22.05 (0)			11-Fin: 35.29 (17)			1.56 2.92	65.09	Avg: 80.25	
				Run 2: Fin: 45.94 (11)					2.09				
				Total: Fin: 2:07.99 (12)					3.29				
14	26	SIRAN Vladimir	SVK	Run 1: Int1: 46.34 (0) Fin: 1:23.85 (0)			11-Fin: 37.51 (32)			1.14 4.72	102.96	Avg: 78.53	
				Run 2: Fin: 44.23 (2)					0.38				
				Total: Fin: 2:08.08 (14)					3.38				
15	20	KLUSAK Michal	POL	Run 1: Int1: 46.23 (0) Fin: 1:20.99 (0)			11-Fin: 34.76 (9)			1.03 1.86	42.00	Avg: 81.30	
				Run 2: Fin: 47.10 (18)					3.25				
				Total: Fin: 2:08.09 (15)					3.39				
16	27	PAULUS Daniel	CZE	Run 1: Int1: 46.79 (0) Fin: 1:22.01 (0)			11-Fin: 35.22 (15)			1.59 2.88	64.23	Avg: 80.29	
				Run 2: Fin: 46.31 (13)					2.46				
				Total: Fin: 2:08.32 (16)					3.62				
17	23	MIGLIAZZA Pietro	ITA	Run 1: Int1: 46.74 (0) Fin: 1:23.31 (0)			11-Fin: 36.57 (25)			1.54 4.18	91.77	Avg: 79.03	
				Run 2: Fin: 45.11 (5)					1.26				
				Total: Fin: 2:08.42 (17)					3.72				
18	8	PATRICKSSON Axel	NOR	Run 1: Int1: 45.43 (0) Fin: 1:19.63 (0)			11-Fin: 34.20 (5)			0.23 0.50	11.48	Avg: 82.69	
				Run 2: Fin: 49.08 (21)					5.23				
				Total: Fin: 2:08.71 (18)					4.01				
19	32	GARNIEWICZ Mateusz	POL	Run 1: Int1: 47.69 (0) Fin: 1:24.35 (0)			11-Fin: 36.66 (26)			2.49 5.22	113.19	Avg: 78.06	
				Run 2: Fin: 45.37 (7)					1.52				
				Total: Fin: 2:09.72 (19)					5.02				
20	43	HIETANEN Kasper	FIN	Run 1: Int1: 48.23 (0) Fin: 1:26.79 (0)			11-Fin: 38.56 (35)			3.03 7.66	161.43	Avg: 75.87	
				Run 2: Fin: 46.63 (15)					2.78				
				Total: Fin: 2:13.42 (20)					8.72				



Performance Analysis by Rank

Number of Competitors: 27, Number of Countries: 14

Rank	Bib	Name	Country Code	Positions			Partials			Difference		Speed	
				Pos	Time	Rank	Pos	Time	Rank	Time	Dist (m)	Pos	(km/h) Rank
21	40	KIM Seul-Kyung	KOR	Run 1: Int1: 50.37 (0) Fin: 1:27.85 (0)			I1-Fin: 37.48 (31)			5.17 8.72	181.55	Avg: 74.95	
				Run 2: Fin: 46.96 (17)						3.11			
				Total: Fin: 2:14.81 (21)						10.11			
22	11	TENTORI Michelangelo	ITA	Run 1: Int1: 45.52 (0) Fin: 1:19.13 (0)			I1-Fin: 33.61 (1)			0.32 0.00	0.00	Avg: 83.21	
				Run 2: Fin: 56.81 (27)						12.96			
				Total: Fin: 2:15.94 (22)						11.24			
23	36	MIYAMOTO Shinya	JPN	Run 1: Int1: 49.86 (0) Fin: 1:26.07 (0)			I1-Fin: 36.21 (22)			4.66 6.94	147.48	Avg: 76.50	
				Run 2: Fin: 50.30 (22)						6.45			
				Total: Fin: 2:16.37 (23)						11.67			
24	44	KIM Hyeon-Soo	KOR	Run 1: Int1: 48.93 (0) Fin: 1:26.30 (0)			I1-Fin: 37.37 (30)			3.73 7.17	151.96	Avg: 76.30	
				Run 2: Fin: 54.28 (26)						10.43			
				Total: Fin: 2:20.58 (24)						15.88			
25	53	CHERTSIN Daniil	BLR	Run 1: Int1: 52.32 (0) Fin: 1:32.65 (0)			I1-Fin: 40.33 (40)			7.12 13.52	266.90	Avg: 71.07	
				Run 2: Fin: 51.58 (24)						7.73			
				Total: Fin: 2:24.23 (25)						19.53			
26	45	MARIICHYN Andriy	UKR	Run 1: Int1: 53.07 (0) Fin: 1:34.41 (0)			I1-Fin: 41.34 (41)			7.87 15.28	296.02	Avg: 69.74	
				Run 2: Fin: 51.29 (23)						7.44			
				Total: Fin: 2:25.70 (26)						21.00			
27	55	KOVBASNYUK Taras	UKR	Run 1: Int1: 53.94 (0) Fin: 1:35.80 (0)			I1-Fin: 41.86 (42)			8.74 16.67	318.26	Avg: 68.73	
				Run 2: Fin: 54.08 (25)						10.23			
				Total: Fin: 2:29.88 (27)						25.18			

LEGEND

Avg Average Dist (m) Distance in metres Fin Finish
Int1 Intermediate 1
Pos Intermediate position Int Intermediate

8 FEB 2015 / Sierra Nevada (ESP) / 1444

ASM105000_77A 1.0

Report Created SUN 8 FEB 2015 16:11

Page 3/3



WINTER
UNIVERSIADE
GRANADA 2015



RESULT BOOK

ALPINE SKIING

Men's Giant Slalom



Entry List by Event

As of WED 11 FEB 2015

Number of Competitors: 101, Number of Countries: 27

Country	FIS Code	Name	Date of Birth	FIS Points
AND - Andorra (5)	20388	ALAYRACH Josh	21 JAN 1995	36.10 (750)
	20378	ESTEVE Axel	19 DEC 1994	32.65 (629)
	20324	OLIVERAS Marc	20 DEC 1991	22.18 (296)
	20386	PUIG DAVI Arnau	28 APR 1994	52.79 (1387)
	20392	SOLSONA Robert	7 JUN 1995	40.46 (900)
AUT - Austria (5)	54242	BINDERITSCH Bernhard	22 FEB 1994	29.94 (537)
	51401	GRAF Bernhard	26 NOV 1988	11.24 (72)
	54070	HERZOG David	17 MAR 1992	21.77 (283)
	54233	LEITGEB Richard	19 MAY 1994	36.15 (751)
	54237	WIMMLER Maximillian	19 AUG 1994	23.57 (342)
BEL - Belgium (1)	60236	VAN DEN BROECKE Dries	10 MAY 1995	29.99 (540)
BLR - Belarus (2)	660023	CHERTSIN Daniil	10 JAN 1997	120.68 (3656)
	660021	DANILOCHKIN Yuri	22 FEB 1991	50.96 (1317)
BUL - Bulgaria (1)	92673	NUSHEV Georgi	27 JAN 1995	48.48 (1228)
CAN - Canada (5)	103953	CARRY Roger	18 JAN 1993	22.84 (323)
	103984	LAJOIE Vincent	10 SEP 1993	26.60 (418)
	103855	RIVET Philippe	28 OCT 1992	20.00 (233)
	104015	SCHUESSLER BEDARD W.	9 JUL 1993	18.34 (197)
	103751	TOUTANT Simon-Claude	5 SEP 1991	20.76 (255)
CHN - China (2)	120046	LV Wenqiang	10 APR 1989	105.56 (3242)
	120055	WANG Yu	19 SEP 1994	76.72 (2302)
CZE - Czech Republic (4)	151060	PAULUS Daniel	9 JUN 1994	43.42 (1019)
	151110	STEPAN Martin	4 DEC 1995	68.16 (1985)
	150852	WALIGORA Michael	3 JAN 1990	60.86 (1691)
	150834	ZIKA Adam	16 AUG 1989	18.67 (205)
ESP - Spain (3)	491356	CARRERAS Pol	17 JAN 1990	27.70 (447)
	491853	DEL CAMPO Juan	28 JUN 1994	30.67 (569)
	491876	PUENTE TASIAS Alex	8 MAR 1994	21.38 (270)
FIN - Finland (3)	180667	HIETANEN Kasper	28 APR 1991	22.05 (289)
	180704	PELTOLA Kalle	21 APR 1993	25.02 (376)
	180631	PENTTINEN Juho-Pekka	3 FEB 1991	28.16 (461)
FRA - France (6)	194858	ALLEGRE Nils	2 JAN 1994	15.55 (137)
	194262	BUFFET Robin	14 OCT 1991	17.30 (176)
	194686	FABRE Jonas	17 OCT 1993	12.24 (86)
	6190074	GATEAU Elie	16 JAN 1995	15.63 (140)
	194676	MOUGEL Youri	20 JAN 1993	22.70 (318)
	194871	RICOU Ivo	23 FEB 1994	28.80 (494)
GBR - United Kingdom (1)	221112	MOYNIHAN Nicholas	31 MAR 1994	23.16 (329)

12 FEB 2015 / Sierra Nevada (ESP) / 1445

ASM030000_32C 1.0

Report Created WED 11 FEB 2015 19:33

Page 1/3



Entry List by Event

As of WED 11 FEB 2015

Number of Competitors: 101, Number of Countries: 27

Country	FIS Code	Name	Date of Birth	FIS Points
GEO - Georgia (1)	680062	NATADZE Shota	15 AUG 1996	75.30 (2250)
ITA - Italy (6)	990051	BOSCA Giulio	3 FEB 1990	12.34 (88)
	6290394	CHIAPPA Alberto	29 DEC 1992	33.25 (656)
	690208	DELSANTE Rocco	19 JUL 1991	14.62 (122)
	6290575	MONACI Pierfrancesco	22 JAN 1994	33.06 (650)
	6290764	RIORDA Luca	18 MAY 1993	19.48 (220)
	690616	TENTORI Michelangelo	4 NOV 1991	23.23 (331)
JPN - Japan (2)	303865	MIYAMOTO Shinya	21 JUN 1992	19.79 (225)
	304535	NAKAMURA Shun	30 APR 1995	31.76 (605)
KOR - Republic of Korea (6)	320379	CHOI Chang-Hyun	7 MAR 1994	52.25 (1369)
	320389	HONG Dong-Kwan	9 SEP 1995	35.41 (733)
	320391	KIM Dong-Woo	1 JUN 1995	38.47 (826)
	320385	KIM Hyeon-Soo	30 NOV 1995	48.33 (1223)
	320323	KIM Seul-Kyung	25 JUL 1991	47.78 (1201)
	320390	LEE Jang-Woo	25 OCT 1995	51.28 (1329)
LTU - Lithuania (1)	780012	TUMAS Aivaras	15 MAY 1995	112.44 (3450)
NOR - Norway (4)	422195	BERGER Kristoffer	16 JAN 1993	21.16 (266)
	422248	BUSEGDAL Vegard	2 DEC 1993	31.32 (590)
	422112	PATRICKSSON Axel William	15 SEP 1992	21.58 (275)
	422120	SAUGESTAD Stian	12 OCT 1992	22.99 (326)
POL - Poland (4)	430617	CHRAPEK Adam	24 SEP 1993	29.18 (501)
	430466	GARNIEWICZ Mateusz	15 JAN 1990	44.93 (1081)
	430550	KLUSAK Jakub	6 NOV 1995	36.80 (778)
	430610	STARZYK Pawel	3 NOV 1993	46.57 (1146)
RUS - Russian Federation (6)	481785	EFIMOV Simon	14 OCT 1996	27.65 (446)
	481428	NOVIKOV Vladislav	10 NOV 1993	21.08 (265)
	481463	PYASIK Evgenij	9 NOV 1993	40.37 (897)
	481649	SMOLENSKIY Anton	10 MAR 1995	36.46 (762)
	481549	STUKOV Maksim	29 APR 1994	27.25 (437)
	481599	TULUPOV Evgenij	30 NOV 1995	37.45 (801)
SLO - Slovenia (5)	561304	CAS Jure	28 SEP 1994	40.85 (921)
	561146	MLINSEK Filip	29 MAR 1988	36.31 (756)
	561278	REICH - POGLADIC Andraz	31 MAY 1993	18.39 (198)
	561316	RUPNIK Domen	4 APR 1995	119.87 (3636)
	561296	SPIK Jakob	12 JUL 1994	22.42 (307)
SUI - Switzerland (6)	510508	BONER Patrick	16 JUL 1989	41.17 (929)
	511504	BONER Sandro	4 JAN 1988	15.99 (146)
	511895	MUELLER Joel	23 AUG 1992	27.36 (442)
	511867	NOGER Cedric	17 MAY 1992	15.97 (145)
	512120	VON GRUENIGEN Noel	17 APR 1995	29.88 (532)
	511902	ZENHAEUSERN Ramon	4 MAY 1992	14.53 (120)



Entry List by Event

As of WED 11 FEB 2015

Number of Competitors: 101, Number of Countries: 27

Country	FIS Code	Name	Date of Birth	FIS Points
SVK - Slovakia (4)	700868	FALAT Matej	8 FEB 1993	32.44 (623)
	700901	HYSKA Martin	13 JUN 1994	63.26 (1794)
	700820	RAZUS Martin	11 MAY 1989	63.41 (1799)
	700851	SIRAN Vladimir	11 SEP 1991	34.90 (713)
SWE - Sweden (6)	502000	ASK Jesper	11 MAR 1994	34.25 (691)
	501903	CASSMAN Anton	29 JUN 1993	22.07 (291)
	501436	ERIKSSON Jakob	12 MAR 1990	22.43 (308)
	501351	JOHANSSON Emil	13 AUG 1988	20.15 (236)
	501542	KAAHRE Rickard	2 NOV 1991	33.69 (673)
	501983	STEIN-LAGERHEIM Casper	8 APR 1994	27.02 (430)
TUR - Turkey (3)	520100	SIMSEK Emre	14 JUN 1987	133.82 (3960)
	520125	TAS Levent	28 MAY 1991	56.63 (1533)
	520164	TOPALOGLU Mustafa	1 JAN 1996	91.77 (2838)
UKR - Ukraine (3)	690721	HAM Ihor	2 SEP 1995	158.46 (4387)
	690752	KOVBASNYUK Taras	9 MAR 1997	-
	690732	MARIICHYN Andriy	15 FEB 1995	171.14 (4556)
USA - United States (6)	6530580	BLACK Graham	21 FEB 1993	40.22 (891)
	934534	HORNER Sean	22 JUL 1991	21.64 (278)
	6531160	LEEVEER Alex	6 JUL 1995	34.96 (716)
	934547	MARNO Max	17 MAR 1991	17.22 (175)
	6530167	SHIFFRIN Taylor	23 SEP 1992	24.28 (355)
	6530168	SMITH Cameron	14 JAN 1992	20.60 (247)

NOTE

Output includes skiers who are eligible to start.
After the team captains' meeting this output will be updated to show those skiers who actually start in an event.

12 FEB 2015 / Sierra Nevada (ESP) / 1445



Medallists

Medal	Name	Country
GOLD	TENTORI Michelangelo	ITA - Italy
SILVER	DELSANTE Rocco	ITA - Italy
BRONZE	FABRE Jonas	FRA - France



Penalty Calculation

Best 10 at Finish

Rank	Bib	FIS Code	Name	Country Code	FIS Points	Best 5	Race Points
1	36	690616	TENTORI Michelangelo	ITA	23.23		
2	7	690208	DELSANTE Rocco	ITA	14.62	14.62	3.52
3	15	194686	FABRE Jonas	FRA	12.24	12.24	5.43
4	9	194262	BUFFET Robin	FRA	17.30	17.30	6.44
5	11	990051	BOSCA Giulio	ITA	12.34	12.34	6.54
6	4	511902	ZENHAEUSERN Ramon	SUI	14.53	14.53	7.04
7	23	491876	PUENTE TASIAS Alex	ESP	21.38		
8	56	20378	ESTEVE Axel	AND	32.65		
9	45	491356	CARRERAS Pol	ESP	27.70		
10	18	501351	JOHANSSON Emil	SWE	20.15		

Best 5 FIS Points at Start

Rank	Bib	FIS Code	Name	Country Code	FIS Points
20	12	51401	GRAF Bernhard	AUT	11.24
3	15	194686	FABRE Jonas	FRA	12.24
5	11	990051	BOSCA Giulio	ITA	12.34
6	4	511902	ZENHAEUSERN Ramon	SUI	14.53
2	7	690208	DELSANTE Rocco	ITA	14.62

TOTALS:		
FIS Points of Best 5 at Start (B)	64.97	
FIS Points of Best at Finish in Top 10 (A)		71.03
Race Points of Corresponding Competitors (C)		28.97
Calculated Penalty (A+B-C) : 10 =>	10.703	
Rounded	10.70	
Category Adder	0.00	
Correction Value (Z)	0.00	
Calculated Penalty	10.70	
Penalty Applied	10.70	

Technical Delegate:
CINGOLANI Ernesto (ARG) #942



Start List

Jury		
TD FIS	CINGOLANI Ernesto	ARG
Referee	KRANJC Matjaz	FISU
Chief of Race	FRIAS Jose	ESP
Start Referee	ORTIZ Isabel	ESP
Finish Referee	OSUNA Jose Miguel	ESP

Technical Data	
Course Name	Universiada
Start Altitude	2525 m
Finish Altitude	2270 m
Vertical Drop	255 m
Homologation Number	10993/09/13

Race Information Run 1		
Course Setter	ANDERSSON Erik Oscar	NOR
Number of Gates	33	
Turning Gates	31	
Start Time	11:30	
Forerunners	A - I. LINACISORO	ESP
	B - H. GUERRERO	CHI
	C - F. CARRERO	ESP
	D - A. OLLER	ESP
	E - A. VALERO	ESP

Race Information Run 2		
Course Setter	BELLSOLA ABAD Xavier	AND
Number of Gates		
Turning Gates		
Start Time	15:00	
Forerunners	A - I. LINACISORO	ESP
	B - H. GUERRERO	CHI
	C - F. CARRERO	ESP
	D - A. OLLER	ESP
	E - A. VALERO	ESP

Number of Competitors: 101, Number of Countries: 27

Bib	FIS Code	Name	YB	Country Code	Time
1	561278	REICH - POGLADIC Andraz	1993	SLO	_____
2	934547	MARNO Max	1991	USA	_____
3	511867	NOGER Cedric	1992	SUI	_____
4	511902	ZENHAEUSERN Ramon	1992	SUI	_____
5	194858	ALLEGRE Nils	1994	FRA	_____
6	104015	SCHUESSLER BEDARD William	1993	CAN	_____
7	690208	DELSANTE Rocco	1991	ITA	_____
8	6290764	RIORDA Luca	1993	ITA	_____
9	194262	BUFFET Robin	1991	FRA	_____
10	6190074	GATEAU Elie	1995	FRA	_____
11	990051	BOSCA Giulio	1990	ITA	_____
12	51401	GRAF Bernhard	1988	AUT	_____
13	150834	ZIKA Adam	1989	CZE	_____
14	511504	BONER Sandro	1988	SUI	_____
15	194686	FABRE Jonas	1993	FRA	_____
16	303865	MIYAMOTO Shinya	1992	JPN	_____
17	103855	RIVET Philippe	1992	CAN	_____
18	501351	JOHANSSON Emil	1988	SWE	_____
19	6530168	SMITH Cameron	1992	USA	_____
20	103751	TOUTANT Simon-Claude	1991	CAN	_____
21	481428	NOVIKOV Vladislav	1993	RUS	_____
22	422195	BERGER Kristoffer	1993	NOR	_____
23	491876	PUENTE TASIAS Alex	1994	ESP	_____
24	422112	PATRICKSSON Axel William	1992	NOR	_____

12 FEB 2015 / Sierra Nevada (ESP) / 1445



Start List

Number of Competitors: 101, Number of Countries: 27

Bib	FIS Code	Name	YB	Country Code	Time
25	934534	HORNER Sean	1991	USA	_____
26	54070	HERZOG David	1992	AUT	_____
27	180667	HIETANEN Kasper	1991	FIN	_____
28	501903	CASSMAN Anton	1993	SWE	_____
29	20324	OLIVERAS Marc	1991	AND	_____
30	561296	SPIK Jakob	1994	SLO	_____
31	501436	ERIKSSON Jakob	1990	SWE	_____
32	194676	MOUGEL Youri	1993	FRA	_____
33	103953	CARRY Roger	1993	CAN	_____
34	422120	SAUGESTAD Stian	1992	NOR	_____
35	221112	MOYNIHAN Nicholas	1994	GBR	_____
36	690616	TENTORI Michelangelo	1991	ITA	_____
37	54237	WIMMLER Maximilian	1994	AUT	_____
38	6530167	SHIFFRIN Taylor	1992	USA	_____
39	180704	PELTOLA Kalle	1993	FIN	_____
40	103984	LAJOIE Vincent	1993	CAN	_____
41	501983	STEIN-LAGERHEIM Casper	1994	SWE	_____
42	481549	STUKOV Maksim	1994	RUS	_____
43	511895	MUELLER Joel	1992	SUI	_____
44	481785	EFIMOV Simon	1996	RUS	_____
45	491356	CARRERAS Pol	1990	ESP	_____
46	180631	PENTTINEN Juho-Pekka	1991	FIN	_____
47	194871	RICOU Ivo	1994	FRA	_____
48	430617	CHRAPEK Adam	1993	POL	_____
49	512120	VON GRUENIGEN Noel	1995	SUI	_____
50	54242	BINDERITSCH Bernhard	1994	AUT	_____
51	60236	VAN DEN BROECKE Dries	1995	BEL	_____
52	491853	DEL CAMPO Juan	1994	ESP	_____
53	422248	BUSENGDAL Vegard	1993	NOR	_____
54	304535	NAKAMURA Shun	1995	JPN	_____
55	700868	FALAT Matej	1993	SVK	_____
56	20378	ESTEVE Axel	1994	AND	_____
57	6290575	MONACI Pierfrancesco	1994	ITA	_____
58	6290394	CHIAPPA Alberto	1992	ITA	_____
59	501542	KAHRE Rickard	1991	SWE	_____
60	502000	ASK Jesper	1994	SWE	_____
61	700851	SIRAN Vladimir	1991	SVK	_____
62	6531160	LEEVER Alex	1995	USA	_____
63	320389	HONG Dong-Kwan	1995	KOR	_____
64	20388	ALAYRACH Josh	1995	AND	_____
65	54233	LEITGEB Richard	1994	AUT	_____
66	561146	MLINSEK Filip	1988	SLO	_____
67	481649	SMOLENSKIY Anton	1995	RUS	_____
68	430550	KLUSAK Jakub	1995	POL	_____

12 FEB 2015 / Sierra Nevada (ESP) / 1445



Start List

Number of Competitors: 101, Number of Countries: 27

Bib	FIS Code	Name	YB	Country Code	Time
69	481599	TULUPOV Evgenij	1995	RUS	_____
70	320391	KIM Dong-Woo	1995	KOR	_____
71	6530580	BLACK Graham	1993	USA	_____
72	481463	PYASIK Evgenij	1993	RUS	_____
73	20392	SOLSONA Robert	1995	AND	_____
74	561304	CAS Jure	1994	SLO	_____
75	510508	BONER Patrick	1989	SUI	_____
76	151060	PAULUS Daniel	1994	CZE	_____
77	430466	GARNIEWICZ Mateusz	1990	POL	_____
78	430610	STARZYK Pawel	1993	POL	_____
79	320323	KIM Seul-Kyung	1991	KOR	_____
80	320385	KIM Hyeon-Soo	1995	KOR	_____
81	92673	NUSHEV Georgi	1995	BUL	_____
82	660021	DANILOCHKIN Yuri	1991	BLR	_____
83	320390	LEE Jang-Woo	1995	KOR	_____
84	320379	CHOI Chang-Hyun	1994	KOR	_____
85	20386	PUIG DAVI Arnau	1994	AND	_____
86	520125	TAS Levent	1991	TUR	_____
87	150852	WALIGORA Michael	1990	CZE	_____
88	700901	HYSKA Martin	1994	SVK	_____
89	700820	RAZUS Martin	1989	SVK	_____
90	151110	STEPAN Martin	1995	CZE	_____
91	680062	NATADZE Shota	1996	GEO	_____
92	120055	WANG Yu	1994	CHN	_____
93	520164	TOPALOGU Mustafa	1996	TUR	_____
94	120046	LV Wenqiang	1989	CHN	_____
95	780012	TUMAS Aivaras	1995	LTU	_____
96	561316	RUPNIK Domen	1995	SLO	_____
97	660023	CHERTSIN Daniil	1997	BLR	_____
98	520100	SIMSEK Emre	1987	TUR	_____
99	690721	HAM Ihor	1995	UKR	_____
100	690732	MARIICHYN Andriy	1995	UKR	_____
101	690752	KOVBASNYUK Taras	1997	UKR	_____

LEGEND

YB Year of Birth

12 FEB 2015 / Sierra Nevada (ESP) / 1445

ASM030101_51A 3.0

Report Created THU 12 FEB 2015 9:32

Page 3/3



Official Result List

Jury		
TD FIS	CINGOLANI Ernesto	ARG
Referee	KRANJC Matjaz	FISU
Chief of Race	FRIAS Jose	ESP
Start Referee	ORTIZ Isabel	ESP
Finish Referee	OSUNA Jose Miguel	ESP

Technical Data	
Course Name	Universiada
Start Altitude	2525 m
Finish Altitude	2270 m
Vertical Drop	255 m
Homologation Number	10993/09/13

Race Information Run 1		
Course Setter	ANDERSSON Erik Oscar	NOR
Number of Gates	33	
Turning Gates	31	
Start Time	11:30	
Forerunners	A - I. LINACISORO	ESP
	B - H. GUERRERO	CHI
	C - F. CARRERO	ESP
	D - A. OLLER	ESP
	E - A. VALERO	ESP

Race Information Run 2		
Course Setter	BELLSOLA ABAD Xavier	AND
Number of Gates		
Turning Gates		
Start Time	15:00	
Forerunners	A - I. LINACISORO	ESP
	B - H. GUERRERO	CHI
	C - F. CARRERO	ESP
	D - A. OLLER	ESP
	E - A. VALERO	ESP

Weather: SNOW Snow: SOFT Temperature - Start: -5.0 °C / 23.0 °F Finish: -5.0 °C / 23.0 °F

Number of Competitors: 101, Number of Countries: 27

Rank	Bib	FIS Code	Name	YB	Country Code	Time	Difference
1	15	194686	FABRE Jonas	1993	FRA	47.68	
2	7	690208	DELSANTE Rocco	1991	ITA	48.18	0.50
3	36	690616	TENTORI Michelangelo	1991	ITA	48.31	0.63
4	2	934547	MARNO Max	1991	USA	48.37	0.69
5	3	511867	NOGER Cedric	1992	SUI	48.41	0.73
6	1	561278	REICH - POGLADIC Andraz	1993	SLO	48.44	0.76
7	24	422112	PATRICKSSON Axel William	1992	NOR	48.52	0.84
8	23	491876	PUENTE TASIAS Alex	1994	ESP	48.65	0.97
8	9	194262	BUFFET Robin	1991	FRA	48.65	0.97
10	5	194858	ALLEGRE Nils	1994	FRA	48.68	1.00
11	56	20378	ESTEVE Axel	1994	AND	48.73	1.05
12	11	990051	BOSCA Giulio	1990	ITA	48.74	1.06
13	20	103751	TOUTANT Simon-Claude	1991	CAN	49.00	1.32
13	14	511504	BONER Sandro	1988	SUI	49.00	1.32
15	18	501351	JOHANSSON Emil	1988	SWE	49.06	1.38
16	8	6290764	RIORDA Luca	1993	ITA	49.11	1.43
17	49	512120	VON GRUENIGEN Noel	1995	SUI	49.19	1.51
18	45	491356	CARRERAS Pol	1990	ESP	49.20	1.52
19	30	561296	SPIK Jakob	1994	SLO	49.22	1.54
20	4	511902	ZENHAEUSERN Ramon	1992	SUI	49.34	1.66
21	42	481549	STUKOV Maksim	1994	RUS	49.40	1.72
22	12	51401	GRAF Bernhard	1988	AUT	49.44	1.76

12 FEB 2015 / Sierra Nevada (ESP) / 1445



Official Result List

Number of Competitors: 101, Number of Countries: 27

Rank	Bib	FIS Code	Name	YB	Country Code	Time	Difference
23	25	934534	HORNER Sean	1991	USA	49.46	1.78
24	17	103855	RIVET Philippe	1992	CAN	49.51	1.83
25	40	103984	LAJOIE Vincent	1993	CAN	49.55	1.87
26	43	511895	MUELLER Joel	1992	SUI	49.65	1.97
26	13	150834	ZIKA Adam	1989	CZE	49.65	1.97
28	21	481428	NOVIKOV Vladislav	1993	RUS	49.67	1.99
29	29	20324	OLIVERAS Marc	1991	AND	49.68	2.00
30	39	180704	PELTOLA Kalle	1993	FIN	49.75	2.07
31	61	700851	SIRAN Vladimir	1991	SVK	49.77	2.09
32	46	180631	PENTTINEN Juho-Pekka	1991	FIN	49.87	2.19
33	60	502000	ASK Jesper	1994	SWE	49.93	2.25
34	64	20388	ALAYRACH Josh	1995	AND	50.06	2.38
35	75	510508	BONER Patrick	1989	SUI	50.09	2.41
36	50	54242	BINDERITSCH Bernhard	1994	AUT	50.16	2.48
37	54	304535	NAKAMURA Shun	1995	JPN	50.18	2.50
38	72	481463	PYASIK Evgenij	1993	RUS	50.21	2.53
39	35	221112	MOYNIHAN Nicholas	1994	GBR	50.23	2.55
40	65	54233	LEITGEB Richard	1994	AUT	50.24	2.56
41	74	561304	CAS Jure	1994	SLO	50.26	2.58
42	37	54237	WIMMLER Maximillian	1994	AUT	50.27	2.59
43	51	60236	VAN DEN BROECKE Dries	1995	BEL	50.30	2.62
43	32	194676	MOUGEL Youri	1993	FRA	50.30	2.62
45	19	6530168	SMITH Cameron	1992	USA	50.38	2.70
46	68	430550	KLUSAK Jakub	1995	POL	50.43	2.75
47	77	430466	GARNIEWICZ Mateusz	1990	POL	50.47	2.79
48	48	430617	CHRAPEK Adam	1993	POL	50.68	3.00
49	33	103953	CARRY Roger	1993	CAN	50.73	3.05
50	82	660021	DANILOCHKIN Yuri	1991	BLR	50.89	3.21
51	63	320389	HONG Dong-Kwan	1995	KOR	51.01	3.33
52	69	481599	TULUPOV Evgenij	1995	RUS	51.18	3.50
53	71	6530580	BLACK Graham	1993	USA	51.34	3.66
54	81	92673	NUSHEV Georgi	1995	BUL	51.44	3.76
55	59	501542	KAHRE Rickard	1991	SWE	51.63	3.95
56	57	6290575	MONACI Pierfrancesco	1994	ITA	51.73	4.05
57	73	20392	SOLSONA Robert	1995	AND	51.75	4.07
58	79	320323	KIM Seul-Kyung	1991	KOR	51.83	4.15
59	84	320379	CHOI Chang-Hyun	1994	KOR	52.22	4.54
59	44	481785	EFIMOV Simon	1996	RUS	52.22	4.54
59	27	180667	HIETANEN Kasper	1991	FIN	52.22	4.54
62	83	320390	LEE Jang-Woo	1995	KOR	52.29	4.61
63	62	6531160	LEEVER Alex	1995	USA	52.46	4.78
64	80	320385	KIM Hyeon-Soo	1995	KOR	52.48	4.80
65	97	660023	CHERTSIN Daniil	1997	BLR	52.79	5.11
66	96	561316	RUPNIK Domen	1995	SLO	53.00	5.32



Official Result List

Number of Competitors: 101, Number of Countries: 27

Rank	Bib	FIS Code	Name	YB	Country Code	Time	Difference
67	100	690732	MARIICHYN Andriy	1995	UKR	54.52	6.84
68	95	780012	TUMAS Aivaras	1995	LTU	54.89	7.21
69	86	520125	TAS Levent	1991	TUR	54.95	7.27
70	99	690721	HAM Ihor	1995	UKR	55.00	7.32
71	101	690752	KOVBASNYUK Taras	1997	UKR	57.41	9.73
72	92	120055	WANG Yu	1994	CHN	57.68	10.00
73	16	303865	MIYAMOTO Shinya	1992	JPN	57.87	10.19
74	94	120046	LV Wenqiang	1989	CHN	1:03.86	16.18

DID NOT START RUN 1: 3 competitors

66	561146	MLINSEK Filip	1988	SLO
85	20386	PUIG DAVI Arnau	1994	AND
87	150852	WALIGORA Michael	1990	CZE

DID NOT FINISH RUN 1: 24 competitors

6	104015	SCHUESSLER BEDARD William	1993	CAN
10	6190074	GATEAU Elie	1995	FRA
22	422195	BERGER Kristoffer	1993	NOR
26	54070	HERZOG David	1992	AUT
28	501903	CASSMAN Anton	1993	SWE
31	501436	ERIKSSON Jakob	1990	SWE
34	422120	SAUGESTAD Stian	1992	NOR
38	6530167	SHIFFRIN Taylor	1992	USA
41	501983	STEIN-LAGERHEIM Casper	1994	SWE
47	194871	RICOU Ivo	1994	FRA
52	491853	DEL CAMPO Juan	1994	ESP
53	422248	BUSENGDAL Vegard	1993	NOR
55	700868	FALAT Matej	1993	SVK
58	6290394	CHIAPPA Alberto	1992	ITA
67	481649	SMOLENSKIY Anton	1995	RUS
70	320391	KIM Dong-Woo	1995	KOR
76	151060	PAULUS Daniel	1994	CZE
78	430610	STARZYK Pawel	1993	POL
88	700901	HYSKA Martin	1994	SVK
89	700820	RAZUS Martin	1989	SVK
90	151110	STEPAN Martin	1995	CZE
91	680062	NATADZE Shota	1996	GEO
93	520164	TOPALOGLU Mustafa	1996	TUR
98	520100	SIMSEK Emre	1987	TUR

LEGEND

YB Year of Birth

12 FEB 2015 / Sierra Nevada (ESP) / 1445



Performance Analysis by Rank

Number of Competitors: 74, Number of Countries: 26

Rank	Bib	Name	Country Code	Positions			Partials			Difference Time
				Run 1: Pos	Int1: Time	Rank	Pos	Time	Rank	
1	15	FABRE Jonas	FRA	Run 1: 1	Int1: 24.79 Fin: 47.68	(1) (1)	I1-Fin: 22.89	(3)	0.00 0.00	
2	7	DELSANTE Rocco	ITA	Run 1: 2	Int1: 25.13 Fin: 48.18	(4) (2)	I1-Fin: 23.05	(6)	0.34 0.50	
3	36	TENTORI Michelangelo	ITA	Run 1: 3	Int1: 25.17 Fin: 48.31	(6) (3)	I1-Fin: 23.14	(7)	0.38 0.63	
4	2	MARNO Max	USA	Run 1: 4	Int1: 25.67 Fin: 48.37	(20) (4)	I1-Fin: 22.70	(2)	0.88 0.69	
5	3	NOGER Cedric	SUI	Run 1: 5	Int1: 25.13 Fin: 48.41	(4) (5)	I1-Fin: 23.28	(10)	0.34 0.73	
6	1	REICH - POGLADIC A.	SLO	Run 1: 6	Int1: 25.40 Fin: 48.44	(9) (6)	I1-Fin: 23.04	(4)	0.61 0.76	
7	24	PATRICKSSON Axel	NOR	Run 1: 7	Int1: 25.04 Fin: 48.52	(2) (7)	I1-Fin: 23.48	(16)	0.25 0.84	
8	23	PUENTE TASIAS Alex	ESP	Run 1: 8	Int1: 25.61 Fin: 48.65	(17) (8)	I1-Fin: 23.04	(4)	0.82 0.97	
8	9	BUFFET Robin	FRA	Run 1: 9	Int1: 25.22 Fin: 48.65	(7) (8)	I1-Fin: 23.43	(15)	0.43 0.97	
10	5	ALLEGRE Nils	FRA	Run 1: 10	Int1: 25.08 Fin: 48.68	(3) (10)	I1-Fin: 23.60	(23)	0.29 1.00	
11	56	ESTEVE Axel	AND	Run 1: 11	Int1: 25.34 Fin: 48.73	(8) (11)	I1-Fin: 23.39	(13)	0.55 1.05	
12	11	BOSCA Giulio	ITA	Run 1: 12	Int1: 25.59 Fin: 48.74	(16) (12)	I1-Fin: 23.15	(8)	0.80 1.06	
13	20	TOUTANT Simon-Claude	CAN	Run 1: 13	Int1: 25.67 Fin: 49.00	(20) (13)	I1-Fin: 23.33	(11)	0.88 1.32	
13	14	BONER Sandro	SUI	Run 1: 14	Int1: 25.43 Fin: 49.00	(10) (13)	I1-Fin: 23.57	(21)	0.64 1.32	
15	18	JOHANSSON Emil	SWE	Run 1: 15	Int1: 25.49 Fin: 49.06	(12) (15)	I1-Fin: 23.57	(21)	0.70 1.38	
16	8	RIORDA Luca	ITA	Run 1: 16	Int1: 25.61 Fin: 49.11	(17) (16)	I1-Fin: 23.50	(17)	0.82 1.43	
17	49	VON GRUENIGEN Noel	SUI	Run 1: 17	Int1: 25.66 Fin: 49.19	(19) (17)	I1-Fin: 23.53	(18)	0.87 1.51	
18	45	CARRERAS Pol	ESP	Run 1: 18	Int1: 25.57 Fin: 49.20	(15) (18)	I1-Fin: 23.63	(24)	0.78 1.52	
19	30	SPIK Jakob	SLO	Run 1: 19	Int1: 25.67 Fin: 49.22	(20) (19)	I1-Fin: 23.55	(20)	0.88 1.54	
20	4	ZENHAEUSERN Ramon	SUI	Run 1: 20	Int1: 26.07 Fin: 49.34	(37) (20)	I1-Fin: 23.27	(9)	1.28 1.66	
21	42	STUKOV Maksim	RUS	Run 1: 21	Int1: 25.98 Fin: 49.40	(34) (21)	I1-Fin: 23.42	(14)	1.19 1.72	
22	12	GRAF Bernhard	AUT	Run 1: 22	Int1: 26.06 Fin: 49.44	(36) (22)	I1-Fin: 23.38	(12)	1.27 1.76	



Performance Analysis by Rank

Number of Competitors: 74, Number of Countries: 26

Rank	Bib	Name	Country Code	Positions			Partials			Difference Time
				Run 1: Pos	Int1: Time	Rank	11-Fin: Pos	Time	Rank	
23	25	HORNER Sean	USA	Run 1: 11	Int1: 25.51 (13) Fin: 49.46 (23)		11-Fin: 23.95 (39)		0.72 1.78	
24	17	RIVET Philippe	CAN	Run 1: 11	Int1: 25.56 (14) Fin: 49.51 (24)		11-Fin: 23.95 (39)		0.77 1.83	
25	40	LAJOIE Vincent	CAN	Run 1: 11	Int1: 25.79 (25) Fin: 49.55 (25)		11-Fin: 23.76 (27)		1.00 1.87	
26	43	MUELLER Joel	SUI	Run 1: 11	Int1: 25.88 (27) Fin: 49.65 (26)		11-Fin: 23.77 (29)		1.09 1.97	
26	13	ZIKA Adam	CZE	Run 1: 11	Int1: 25.95 (30) Fin: 49.65 (26)		11-Fin: 23.70 (25)		1.16 1.97	
28	21	NOVIKOV Vladislav	RUS	Run 1: 11	Int1: 25.71 (24) Fin: 49.67 (28)		11-Fin: 23.96 (42)		0.92 1.99	
29	29	OLIVERAS Marc	AND	Run 1: 11	Int1: 25.81 (26) Fin: 49.68 (29)		11-Fin: 23.87 (35)		1.02 2.00	
30	39	PELTOLA Kalle	FIN	Run 1: 11	Int1: 25.96 (31) Fin: 49.75 (30)		11-Fin: 23.79 (30)		1.17 2.07	
31	61	SIRAN Vladimir	SVK	Run 1: 11	Int1: 25.96 (31) Fin: 49.77 (31)		11-Fin: 23.81 (31)		1.17 2.09	
32	46	PENTTINEN Juho-Pekka	FIN	Run 1: 11	Int1: 25.96 (31) Fin: 49.87 (32)		11-Fin: 23.91 (38)		1.17 2.19	
33	60	ASK Jesper	SWE	Run 1: 11	Int1: 26.07 (37) Fin: 49.93 (33)		11-Fin: 23.86 (34)		1.28 2.25	
34	64	ALAYRACH Josh	AND	Run 1: 11	Int1: 26.25 (45) Fin: 50.06 (34)		11-Fin: 23.81 (31)		1.46 2.38	
35	75	BONER Patrick	SUI	Run 1: 11	Int1: 26.21 (41) Fin: 50.09 (35)		11-Fin: 23.88 (36)		1.42 2.41	
36	50	BINDERITSCH Bernhard	AUT	Run 1: 11	Int1: 26.41 (48) Fin: 50.16 (36)		11-Fin: 23.75 (26)		1.62 2.48	
37	54	NAKAMURA Shun	JPN	Run 1: 11	Int1: 26.22 (44) Fin: 50.18 (37)		11-Fin: 23.96 (42)		1.43 2.50	
38	72	PYASIK Evgenij	RUS	Run 1: 11	Int1: 26.14 (39) Fin: 50.21 (38)		11-Fin: 24.07 (47)		1.35 2.53	
39	35	MOYNIHAN Nicholas	GBR	Run 1: 11	Int1: 26.69 (55) Fin: 50.23 (39)		11-Fin: 23.54 (19)		1.90 2.55	
40	65	LEITGEB Richard	AUT	Run 1: 11	Int1: 25.94 (29) Fin: 50.24 (40)		11-Fin: 24.30 (50)		1.15 2.56	
41	74	CAS Jure	SLO	Run 1: 11	Int1: 25.99 (35) Fin: 50.26 (41)		11-Fin: 24.27 (49)		1.20 2.58	
42	37	WIMMLER Maximillian	AUT	Run 1: 11	Int1: 26.51 (49) Fin: 50.27 (42)		11-Fin: 23.76 (27)		1.72 2.59	
43	51	VAN DEN BROECKE D.	BEL	Run 1: 11	Int1: 25.91 (28) Fin: 50.30 (43)		11-Fin: 24.39 (51)		1.12 2.62	
43	32	MOUGEL Youri	FRA	Run 1: 11	Int1: 26.29 (46) Fin: 50.30 (43)		11-Fin: 24.01 (44)		1.50 2.62	



Performance Analysis by Rank

Number of Competitors: 74, Number of Countries: 26

Rank	Bib	Name	Country Code	Positions			Partials			Difference Time
				Run 1: Pos	Int1: Time	Rank	Fin: Time	Rank	I1-Fin: Time	
45	19	SMITH Cameron	USA	Run 1: 1	Int1: 26.56 (52) Fin: 50.38 (45)		I1-Fin: 23.82 (33)		1.77 2.70	
46	68	KLUSAK Jakub	POL	Run 1: 1	Int1: 26.40 (47) Fin: 50.43 (46)		I1-Fin: 24.03 (45)		1.61 2.75	
47	77	GARNIEWICZ Mateusz	POL	Run 1: 1	Int1: 26.52 (50) Fin: 50.47 (47)		I1-Fin: 23.95 (39)		1.73 2.79	
48	48	CHRAPEK Adam	POL	Run 1: 1	Int1: 26.21 (41) Fin: 50.68 (48)		I1-Fin: 24.47 (53)		1.42 3.00	
49	33	CARRY Roger	CAN	Run 1: 1	Int1: 25.44 (11) Fin: 50.73 (49)		I1-Fin: 25.29 (60)		0.65 3.05	
50	82	DANILOCHKIN Yuri	BLR	Run 1: 1	Int1: 26.74 (57) Fin: 50.89 (50)		I1-Fin: 24.15 (48)		1.95 3.21	
51	63	HONG Dong-Kwan	KOR	Run 1: 1	Int1: 26.56 (52) Fin: 51.01 (51)		I1-Fin: 24.45 (52)		1.77 3.33	
52	69	TULUPOV Evgenij	RUS	Run 1: 1	Int1: 26.70 (56) Fin: 51.18 (52)		I1-Fin: 24.48 (54)		1.91 3.50	
53	71	BLACK Graham	USA	Run 1: 1	Int1: 26.77 (58) Fin: 51.34 (53)		I1-Fin: 24.57 (55)		1.98 3.66	
54	81	NUSHEV Georgi	BUL	Run 1: 1	Int1: 26.80 (59) Fin: 51.44 (54)		I1-Fin: 24.64 (56)		2.01 3.76	
55	59	KAHRE Rickard	SWE	Run 1: 1	Int1: 25.70 (23) Fin: 51.63 (55)		I1-Fin: 25.93 (67)		0.91 3.95	
56	57	MONACI Pierfrancesco	ITA	Run 1: 1	Int1: 26.21 (41) Fin: 51.73 (56)		I1-Fin: 25.52 (63)		1.42 4.05	
57	73	SOLSONA Robert	AND	Run 1: 1	Int1: 27.87 (64) Fin: 51.75 (57)		I1-Fin: 23.88 (36)		3.08 4.07	
58	79	KIM Seul-Kyung	KOR	Run 1: 1	Int1: 26.94 (61) Fin: 51.83 (58)		I1-Fin: 24.89 (59)		2.15 4.15	
59	84	CHOI Chang-Hyun	KOR	Run 1: 1	Int1: 26.86 (60) Fin: 52.22 (59)		I1-Fin: 25.36 (61)		2.07 4.54	
59	44	EFIMOV Simon	RUS	Run 1: 1	Int1: 26.62 (54) Fin: 52.22 (59)		I1-Fin: 25.60 (64)		1.83 4.54	
59	27	HIETANEN Kasper	FIN	Run 1: 1	Int1: 28.16 (66) Fin: 52.22 (59)		I1-Fin: 24.06 (46)		3.37 4.54	
62	83	LEE Jang-Woo	KOR	Run 1: 1	Int1: 26.52 (50) Fin: 52.29 (62)		I1-Fin: 25.77 (66)		1.73 4.61	
63	62	LEEVER Alex	USA	Run 1: 1	Int1: 26.15 (40) Fin: 52.46 (63)		I1-Fin: 26.31 (70)		1.36 4.78	
64	80	KIM Hyeon-Soo	KOR	Run 1: 1	Int1: 27.81 (63) Fin: 52.48 (64)		I1-Fin: 24.67 (57)		3.02 4.80	
65	97	CHERTSIN Daniil	BLR	Run 1: 1	Int1: 27.94 (65) Fin: 52.79 (65)		I1-Fin: 24.85 (58)		3.15 5.11	
66	96	RUPNIK Domen	SLO	Run 1: 1	Int1: 27.38 (62) Fin: 53.00 (66)		I1-Fin: 25.62 (65)		2.59 5.32	



Performance Analysis by Rank

Number of Competitors: 74, Number of Countries: 26

Rank	Bib	Name	Country Code	Positions			Partials			Difference Time
				Pos	Time	Rank	Pos	Time	Rank	
67	100	MARIICHYN Andriy	UKR	Run 1:	Int1: 28.39 (67) Fin: 54.52 (67)		I1-Fin: 26.13 (68)		3.60 6.84	
68	95	TUMAS Aivaras	LTU	Run 1:	Int1: 29.40 (70) Fin: 54.89 (68)		I1-Fin: 25.49 (62)		4.61 7.21	
69	86	TAS Levent	TUR	Run 1:	Int1: 28.56 (68) Fin: 54.95 (69)		I1-Fin: 26.39 (71)		3.77 7.27	
70	99	HAM Ihor	UKR	Run 1:	Int1: 28.83 (69) Fin: 55.00 (70)		I1-Fin: 26.17 (69)		4.04 7.32	
71	101	KOVBASNYUK Taras	UKR	Run 1:	Int1: 29.86 (72) Fin: 57.41 (71)		I1-Fin: 27.55 (72)		5.07 9.73	
72	92	WANG Yu	CHN	Run 1:	Int1: 29.57 (71) Fin: 57.68 (72)		I1-Fin: 28.11 (73)		4.78 10.00	
73	16	MIYAMOTO Shinya	JPN	Run 1:	Int1: 38.85 (74) Fin: 57.87 (73)		I1-Fin: 19.02 (1)		14.06 10.19	
74	94	LV Wenqiang	CHN	Run 1:	Int1: 30.22 (73) Fin: 1:03.86 (74)		I1-Fin: 33.64 (74)		5.43 16.18	

LEGEND

Fin Finish

Int1 Intermediate 1

Pos Intermediate position **Int** Intermediate

12 FEB 2015 / Sierra Nevada (ESP) / 1445

ASM030101_77A 1.0

Report Created THU 12 FEB 2015 13:15

Page 4/4



Start List

Jury		
TD FIS	CINGOLANI Ernesto	ARG
Referee	KRANJC Matjaz	FISU
Chief of Race	FRIAS Jose	ESP
Start Referee	ORTIZ Isabel	ESP
Finish Referee	OSUNA Jose Miguel	ESP

Technical Data	
Course Name	Universiada
Start Altitude	2525 m
Finish Altitude	2270 m
Vertical Drop	255 m
Homologation Number	10993/09/13

Race Information Run 1		
Course Setter	ANDERSSON Erik Oscar	NOR
Number of Gates	33	
Turning Gates	31	
Start Time	11:30	
Forerunners	A - I. LINACISORO	ESP
	B - H. GUERRERO	CHI
	C - F. CARRERO	ESP
	D - A. OLLER	ESP
	E - A. VALERO	ESP

Race Information Run 2		
Course Setter	BELLSOLA ABAD Xavier	AND
Number of Gates	33	
Turning Gates	31	
Start Time	15:00	
Forerunners	A - I. LINACISORO	ESP
	B - H. GUERRERO	CHI
	C - F. CARRERO	ESP
	D - A. OLLER	ESP
	E - A. VALERO	ESP

Number of Competitors: 74, Number of Countries: 26

Start Order	Bib	FIS Code	Name	YB	Country Code	Run 1	Diff.	Rank	Run 2	Total
1	39	180704	PELTOLA Kalle	1993	FIN	49.75	2.07	30		
2	29	20324	OLIVERAS Marc	1991	AND	49.68	2.00	29		
3	21	481428	NOVIKOV Vladislav	1993	RUS	49.67	1.99	28		
4	13	150834	ZIKA Adam	1989	CZE	49.65	1.97	26		
5	43	511895	MUELLER Joel	1992	SUI	49.65	1.97	26		
6	40	103984	LAJOIE Vincent	1993	CAN	49.55	1.87	25		
7	17	103855	RIVET Philippe	1992	CAN	49.51	1.83	24		
8	25	934534	HORNER Sean	1991	USA	49.46	1.78	23		
9	12	51401	GRAF Bernhard	1988	AUT	49.44	1.76	22		
10	42	481549	STUKOV Maksim	1994	RUS	49.40	1.72	21		
11	4	511902	ZENHAEUSERN Ramon	1992	SUI	49.34	1.66	20		
12	30	561296	SPIK Jakob	1994	SLO	49.22	1.54	19		
13	45	491356	CARRERAS Pol	1990	ESP	49.20	1.52	18		
14	49	512120	VON GRUENIGEN Noel	1995	SUI	49.19	1.51	17		
15	8	6290764	RIORDA Luca	1993	ITA	49.11	1.43	16		
16	18	501351	JOHANSSON Emil	1988	SWE	49.06	1.38	15		
17	14	511504	BONER Sandro	1988	SUI	49.00	1.32	13		
18	20	103751	TOUTANT Simon-Claude	1991	CAN	49.00	1.32	13		
19	11	990051	BOSCA Giulio	1990	ITA	48.74	1.06	12		
20	56	20378	ESTEVE Axel	1994	AND	48.73	1.05	11		
21	5	194858	ALLEGRE Nils	1994	FRA	48.68	1.00	10		
22	9	194262	BUFFET Robin	1991	FRA	48.65	0.97	8		
23	23	491876	PUENTE TASIAS Alex	1994	ESP	48.65	0.97	8		
24	24	422112	PATRICKSSON Axel William	1992	NOR	48.52	0.84	7		

12 FEB 2015 / Sierra Nevada (ESP) / 1445



Start List

Number of Competitors: 74, Number of Countries: 26

Start Order	Bib	FIS Code	Name	YB	Country Code	Run 1	Diff.	Rank	Run 2	Total
25	1	561278	REICH - POGLADIC Andraz	1993	SLO	48.44	0.76	6		
26	3	511867	NOGER Cedric	1992	SUI	48.41	0.73	5		
27	2	934547	MARNO Max	1991	USA	48.37	0.69	4		
28	36	690616	TENTORI Michelangelo	1991	ITA	48.31	0.63	3		
29	7	690208	DELSANTE Rocco	1991	ITA	48.18	0.50	2		
30	15	194686	FABRE Jonas	1993	FRA	47.68	0.00	1		
31	61	700851	SIRAN Vladimir	1991	SVK	49.77	2.09	31		
32	46	180631	PENTTINEN Juho-Pekka	1991	FIN	49.87	2.19	32		
33	60	502000	ASK Jesper	1994	SWE	49.93	2.25	33		
34	64	20388	ALAYRACH Josh	1995	AND	50.06	2.38	34		
35	75	510508	BONER Patrick	1989	SUI	50.09	2.41	35		
36	50	54242	BINDERITSCH Bernhard	1994	AUT	50.16	2.48	36		
37	54	304535	NAKAMURA Shun	1995	JPN	50.18	2.50	37		
38	72	481463	PYASIK Evgenij	1993	RUS	50.21	2.53	38		
39	35	221112	MOYNIHAN Nicholas	1994	GBR	50.23	2.55	39		
40	65	54233	LEITGEB Richard	1994	AUT	50.24	2.56	40		
41	74	561304	CAS Jure	1994	SLO	50.26	2.58	41		
42	37	54237	WIMMLER Maximillian	1994	AUT	50.27	2.59	42		
43	51	60236	VAN DEN BROECKE Dries	1995	BEL	50.30	2.62	43		
44	32	194676	MOUGEL Youri	1993	FRA	50.30	2.62	43		
45	19	6530168	SMITH Cameron	1992	USA	50.38	2.70	45		
46	68	430550	KLUSAK Jakub	1995	POL	50.43	2.75	46		
47	77	430466	GARNIEWICZ Mateusz	1990	POL	50.47	2.79	47		
48	48	430617	CHRAPEK Adam	1993	POL	50.68	3.00	48		
49	33	103953	CARRY Roger	1993	CAN	50.73	3.05	49		
50	82	660021	DANILOCHKIN Yuri	1991	BLR	50.89	3.21	50		
51	63	320389	HONG Dong-Kwan	1995	KOR	51.01	3.33	51		
52	69	481599	TULUPOV Evgenij	1995	RUS	51.18	3.50	52		
53	71	6530580	BLACK Graham	1993	USA	51.34	3.66	53		
54	81	92673	NUSHEV Georgi	1995	BUL	51.44	3.76	54		
55	59	501542	KAHRE Rickard	1991	SWE	51.63	3.95	55		
56	57	6290575	MONACI Pierfrancesco	1994	ITA	51.73	4.05	56		
57	73	20392	SOLSONA Robert	1995	AND	51.75	4.07	57		
58	79	320323	KIM Seul-Kyung	1991	KOR	51.83	4.15	58		
59	84	320379	CHOI Chang-Hyun	1994	KOR	52.22	4.54	59		
60	44	481785	EFIMOV Simon	1996	RUS	52.22	4.54	59		
61	27	180667	HIETANEN Kasper	1991	FIN	52.22	4.54	59		
62	83	320390	LEE Jang-Woo	1995	KOR	52.29	4.61	62		
63	62	6531160	LEEVER Alex	1995	USA	52.46	4.78	63		
64	80	320385	KIM Hyeon-Soo	1995	KOR	52.48	4.80	64		
65	97	660023	CHERTSIN Daniil	1997	BLR	52.79	5.11	65		
66	96	561316	RUPNIK Domen	1995	SLO	53.00	5.32	66		
67	100	690732	MARIICHYN Andriy	1995	UKR	54.52	6.84	67		
68	95	780012	TUMAS Aivaras	1995	LTU	54.89	7.21	68		

12 FEB 2015 / Sierra Nevada (ESP) / 1445

ASM030102_51B 1.0

Report Created THU 12 FEB 2015 13:37

Page 2/3



Start List

Number of Competitors: 74, Number of Countries: 26

Start Order	Bib	FIS Code	Name	YB	Country Code	Run 1	Diff.	Rank	Run 2	Total
69	86	520125	TAS Levent	1991	TUR	54.95	7.27	69	_____	_____
70	99	690721	HAM Ihor	1995	UKR	55.00	7.32	70	_____	_____
71	101	690752	KOVBASNYUK Taras	1997	UKR	57.41	9.73	71	_____	_____
72	92	120055	WANG Yu	1994	CHN	57.68	10.00	72	_____	_____
73	16	303865	MIYAMOTO Shinya	1992	JPN	57.87	10.19	73	_____	_____
74	94	120046	LV Wenqiang	1989	CHN	1:03.86	16.18	74	_____	_____

LEGEND

YB Year of Birth

12 FEB 2015 / Sierra Nevada (ESP) / 1445



Official Result List

Jury		
TD FIS	CINGOLANI Ernesto	ARG
Referee	KRANJC Matjaz	FISU
Chief of Race	FRIAS Jose	ESP
Start Referee	ORTIZ Isabel	ESP
Finish Referee	OSUNA Jose Miguel	ESP

Technical Data	
Course Name	Universiada
Start Altitude	2525 m
Finish Altitude	2270 m
Vertical Drop	255 m
Homologation Number	10993/09/13

Race Information Run 1		
Course Setter	ANDERSSON Erik Oscar	NOR
Number of Gates	33	
Turning Gates	31	
Start Time	11:30	
Forerunners	A - I. LINACISORO	ESP
	B - H. GUERRERO	CHI
	C - F. CARRERO	ESP
	D - A. OLLER	ESP
	E - A. VALERO	ESP

Race Information Run 2		
Course Setter	BELLSOLA ABAD Xavier	AND
Number of Gates	33	
Turning Gates	31	
Start Time	15:00	
Forerunners	A - I. LINACISORO	ESP
	B - H. GUERRERO	CHI
	C - F. CARRERO	ESP
	D - A. OLLER	ESP
	E - A. VALERO	ESP

Weather: SNOW Snow: SOFT Temperature - Start: 0.0 °C / 32.0 °F Finish: 0.0 °C / 32.0 °F F-factor: 980

Number of Competitors: 101, Number of Countries: 27

Rank	Bib	FIS Code	Name	YB	Country Code	Run 1		Run 2		Total	Diff.	Race Points
						Time	Rank	Time	Rank			
1	36	690616	TENTORI Michelangelo	1991	ITA	48.31	(3)	49.15	(3)	1:37.46		0.00
2	7	690208	DELSANTE Rocco	1991	ITA	48.18	(2)	49.63	(14)	1:37.81	0.35	3.52
3	15	194686	FABRE Jonas	1993	FRA	47.68	(1)	50.32	(22)	1:38.00	0.54	5.43
4	9	194262	BUFFET Robin	1991	FRA	48.65	(8)	49.45	(8)	1:38.10	0.64	6.44
5	11	990051	BOSCA Giulio	1990	ITA	48.74	(12)	49.37	(6)	1:38.11	0.65	6.54
6	4	511902	ZENHAEUSERN Ramon	1992	SUI	49.34	(20)	48.82	(1)	1:38.16	0.70	7.04
7	23	491876	PUENTE TASIAS Alex	1994	ESP	48.65	(8)	49.61	(12)	1:38.26	0.80	8.04
8	56	20378	ESTEVE Axel	1994	AND	48.73	(11)	49.62	(13)	1:38.35	0.89	8.95
9	45	491356	CARRERAS Pol	1990	ESP	49.20	(18)	49.16	(4)	1:38.36	0.90	9.05
10	18	501351	JOHANSSON Emil	1988	SWE	49.06	(15)	49.44	(7)	1:38.50	1.04	10.46
11	14	511504	BONER Sandro	1988	SUI	49.00	(13)	49.54	(11)	1:38.54	1.08	10.86
12	29	20324	OLIVERAS Marc	1991	AND	49.68	(29)	49.11	(2)	1:38.79	1.33	13.37
13	43	511895	MUELLER Joel	1992	SUI	49.65	(26)	49.26	(5)	1:38.91	1.45	14.58
14	1	561278	REICH - POGLADIC Andraz	1993	SLO	48.44	(6)	50.51	(24)	1:38.95	1.49	14.98
15	25	934534	HORNER Sean	1991	USA	49.46	(23)	49.50	(10)	1:38.96	1.50	15.08
16	8	6290764	RIORDA Luca	1993	ITA	49.11	(16)	49.95	(19)	1:39.06	1.60	16.09
17	2	934547	MARNO Max	1991	USA	48.37	(4)	50.78	(27)	1:39.15	1.69	16.99
18	42	481549	STUKOV Maksim	1994	RUS	49.40	(21)	49.76	(16)	1:39.16	1.70	17.09
19	39	180704	PELTOLA Kalle	1993	FIN	49.75	(30)	49.47	(9)	1:39.22	1.76	17.70

#942 _____



Official Result List

Number of Competitors: 101, Number of Countries: 27

Rank	Bib	FIS Code	Name	YB	Country Code	Run 1		Run 2		Total	Diff.	Race Points
						Time	Rank	Time	Rank			
20	12	51401	GRAF Bernhard	1988	AUT	49.44	(22)	49.81	(18)	1:39.25	1.79	18.00
21	21	481428	NOVIKOV Vladislav	1993	RUS	49.67	(28)	49.65	(15)	1:39.32	1.86	18.70
22	13	150834	ZIKA Adam	1989	CZE	49.65	(26)	49.78	(17)	1:39.43	1.97	19.81
23	30	561296	SPIK Jakob	1994	SLO	49.22	(19)	50.26	(21)	1:39.48	2.02	20.31
24	17	103855	RIVET Philippe	1992	CAN	49.51	(24)	50.16	(20)	1:39.67	2.21	22.22
25	3	511867	NOGER Cedric	1992	SUI	48.41	(5)	51.63	(35)	1:40.04	2.58	25.94
26	61	700851	SIRAN Vladimir	1991	SVK	49.77	(31)	50.59	(25)	1:40.36	2.90	29.16
27	20	103751	TOUTANT Simon-Claude	1991	CAN	49.00	(13)	51.50	(32)	1:40.50	3.04	30.57
28	51	60236	VAN DEN BROECKE Dries	1995	BEL	50.30	(43)	50.33	(23)	1:40.63	3.17	31.88
29	64	20388	ALAYRACH Josh	1995	AND	50.06	(34)	50.78	(27)	1:40.84	3.38	33.99
30	65	54233	LEITGEB Richard	1994	AUT	50.24	(40)	50.76	(26)	1:41.00	3.54	35.60
31	50	54242	BINDERITSCH Bernhard	1994	AUT	50.16	(36)	50.85	(29)	1:41.01	3.55	35.70
32	72	481463	PYASIK Evgenij	1993	RUS	50.21	(38)	51.15	(30)	1:41.36	3.90	39.22
33	75	510508	BONER Patrick	1989	SUI	50.09	(35)	51.30	(31)	1:41.39	3.93	39.52
34	74	561304	CAS Jure	1994	SLO	50.26	(41)	51.52	(33)	1:41.78	4.32	43.44
35	19	6530168	SMITH Cameron	1992	USA	50.38	(45)	51.69	(38)	1:42.07	4.61	46.36
36	77	430466	GARNIEWICZ Mateusz	1990	POL	50.47	(47)	51.65	(36)	1:42.12	4.66	46.86
37	82	660021	DANILOCHKIN Yuri	1991	BLR	50.89	(50)	51.61	(34)	1:42.50	5.04	50.68
38	68	430550	KLUSAK Jakub	1995	POL	50.43	(46)	52.35	(39)	1:42.78	5.32	53.49
39	59	501542	KAHRE Rickard	1991	SWE	51.63	(55)	51.68	(37)	1:43.31	5.85	58.82
40	69	481599	TULUPOV Evgenij	1995	RUS	51.18	(52)	52.51	(40)	1:43.69	6.23	62.65
41	81	92673	NUSHEV Georgi	1995	BUL	51.44	(54)	53.45	(41)	1:44.89	7.43	74.71
42	71	6530580	BLACK Graham	1993	USA	51.34	(53)	53.68	(42)	1:45.02	7.56	76.02
43	44	481785	EFIMOV Simon	1996	RUS	52.22	(59)	53.87	(43)	1:46.09	8.63	86.78
44	62	6531160	LEEVER Alex	1995	USA	52.46	(63)	54.32	(44)	1:46.78	9.32	93.72
45	97	660023	CHERTSIN Daniil	1997	BLR	52.79	(65)	54.94	(45)	1:47.73	10.27	103.27
45	83	320390	LEE Jang-Woo	1995	KOR	52.29	(62)	55.44	(47)	1:47.73	10.27	103.27
47	96	561316	RUPNIK Domen	1995	SLO	53.00	(66)	55.12	(46)	1:48.12	10.66	107.19
48	84	320379	CHOI Chang-Hyun	1994	KOR	52.22	(59)	56.17	(49)	1:48.39	10.93	109.91
49	95	780012	TUMAS Aivaras	1995	LTU	54.89	(68)	55.75	(48)	1:50.64	13.18	132.53
50	100	690732	MARIICHYN Andriy	1995	UKR	54.52	(67)	56.41	(50)	1:50.93	13.47	135.45
51	99	690721	HAM Ihor	1995	UKR	55.00	(70)	56.45	(51)	1:51.45	13.99	140.68
52	92	120055	WANG Yu	1994	CHN	57.68	(72)	59.83	(52)	1:57.51	20.05	201.61

DID NOT START RUN 1: 3 competitors

66	561146	MLINSEK Filip	1988	SLO
85	20386	PUIG DAVI Arnau	1994	AND
87	150852	WALIGORA Michael	1990	CZE

DID NOT FINISH RUN 1: 24 competitors

6	104015	SCHUESSLER BEDARD W.	1993	CAN
10	6190074	GATEAU Elie	1995	FRA

#942 _____



Official Result List

Number of Competitors: 101, Number of Countries: 27

Rank	Bib	FIS Code	Name	YB	Country Code	Run 1	Run 2	Total	Diff.	Race Points
						Time Rank	Time Rank			
	22	422195	BERGER Kristoffer	1993	NOR					
	26	54070	HERZOG David	1992	AUT					
	28	501903	CASSMAN Anton	1993	SWE					
	31	501436	ERIKSSON Jakob	1990	SWE					
	34	422120	SAUGESTAD Stian	1992	NOR					
	38	6530167	SHIFFRIN Taylor	1992	USA					
	41	501983	STEIN-LAGERHEIM Casper	1994	SWE					
	47	194871	RICOU Ivo	1994	FRA					
	52	491853	DEL CAMPO Juan	1994	ESP					
	53	422248	BUSENGDAL Vegard	1993	NOR					
	55	700868	FALAT Matej	1993	SVK					
	58	6290394	CHIAPPA Alberto	1992	ITA					
	67	481649	SMOLENSKIY Anton	1995	RUS					
	70	320391	KIM Dong-Woo	1995	KOR					
	76	151060	PAULUS Daniel	1994	CZE					
	78	430610	STARZYK Pawel	1993	POL					
	88	700901	HYSKA Martin	1994	SVK					
	89	700820	RAZUS Martin	1989	SVK					
	90	151110	STEPAN Martin	1995	CZE					
	91	680062	NATADZE Shota	1996	GEO					
	93	520164	TOPALOGU Mustafa	1996	TUR					
	98	520100	SIMSEK Emre	1987	TUR					

DID NOT START RUN 2: 2 competitors

27	180667	HIETANEN Kasper	1991	FIN
46	180631	PENTTINEN Juho-Pekka	1991	FIN

DID NOT FINISH RUN 2: 18 competitors

5	194858	ALLEGRE Nils	1994	FRA
16	303865	MIYAMOTO Shinya	1992	JPN
24	422112	PATRICKSSON Axel William	1992	NOR
32	194676	MOUGEL Youri	1993	FRA
33	103953	CARRY Roger	1993	CAN
35	221112	MOYNIHAN Nicholas	1994	GBR
37	54237	WIMMLER Maximillian	1994	AUT
40	103984	LAJOIE Vincent	1993	CAN
48	430617	CHRAPEK Adam	1993	POL
54	304535	NAKAMURA Shun	1995	JPN
57	6290575	MONACI Pierfrancesco	1994	ITA
60	502000	ASK Jesper	1994	SWE
63	320389	HONG Dong-Kwan	1995	KOR
79	320323	KIM Seul-Kyung	1991	KOR

#942



Official Result List

Number of Competitors: 101, Number of Countries: 27

Rank	Bib	FIS Code	Name	YB	Country Code	Run 1	Run 2	Total	Diff.	Race Points
						Time Rank	Time Rank			
	80	320385	KIM Hyeon-Soo	1995	KOR					
	86	520125	TAS Levent	1991	TUR					
	94	120046	LV Wenqiang	1989	CHN					
	101	690752	KOVBASNYUK Taras	1997	UKR					

DISQUALIFIED RUN 2: 2 competitors

49	512120	VON GRUENIGEN Noel	1995	SUI	Gate 8	Rule 629.3
73	20392	SOLSONA Robert	1995	AND	Gate 33	Rule 629.3

Reason for disqualification:

629.3 Does not pass through the gate correctly

Technical Delegate:
CINGOLANI Ernesto (ARG) #942

LEGEND

YB Year of Birth

12 FEB 2015 / Sierra Nevada (ESP) / 1445



Performance Analysis by Rank

Number of Competitors: 52, Number of Countries: 22

Rank	Bib	Name	Country Code	Positions			Partials			Difference
				Pos	Time	Rank	Pos	Time	Rank	Time
1	36	TENTORI Michelangelo	ITA	Run 1:	Int1: 25.17 (4)		I1-Fin:	23.14 (6)	0.38	
					Fin: 48.31 (3)				0.63	
				Run 2:	Int1: 26.22 (9)		I1-Fin:	22.93 (1)	0.37	
					Fin: 49.15 (3)				0.33	
		Total:	Int1: 1:14.53 (2)				0.16			
				Fin: 1:37.46 (1)				0.00		
2	7	DELSANTE Rocco	ITA	Run 1:	Int1: 25.13 (2)		I1-Fin:	23.05 (5)	0.34	
					Fin: 48.18 (2)				0.50	
				Run 2:	Int1: 26.56 (16)		I1-Fin:	23.07 (4)	0.71	
					Fin: 49.63 (14)				0.81	
		Total:	Int1: 1:14.74 (4)				0.37			
				Fin: 1:37.81 (2)				0.35		
3	15	FABRE Jonas	FRA	Run 1:	Int1: 24.79 (1)		I1-Fin:	22.89 (2)	0.00	
					Fin: 47.68 (1)				0.00	
				Run 2:	Int1: 26.69 (20)		I1-Fin:	23.63 (24)	0.84	
					Fin: 50.32 (22)				1.50	
		Total:	Int1: 1:14.37 (1)				0.00			
				Fin: 1:38.00 (3)				0.54		
4	9	BUFFET Robin	FRA	Run 1:	Int1: 25.22 (5)		I1-Fin:	23.43 (14)	0.43	
					Fin: 48.65 (7)				0.97	
				Run 2:	Int1: 26.08 (3)		I1-Fin:	23.37 (15)	0.23	
					Fin: 49.45 (8)				0.63	
		Total:	Int1: 1:14.73 (3)				0.36			
				Fin: 1:38.10 (4)				0.64		
5	11	BOSCA Giulio	ITA	Run 1:	Int1: 25.59 (13)		I1-Fin:	23.15 (7)	0.80	
					Fin: 48.74 (10)				1.06	
				Run 2:	Int1: 26.34 (11)		I1-Fin:	23.03 (3)	0.49	
					Fin: 49.37 (6)				0.55	
		Total:	Int1: 1:15.08 (7)				0.71			
				Fin: 1:38.11 (5)				0.65		
6	4	ZENHAEUSERN Ramon	SUI	Run 1:	Int1: 26.07 (31)		I1-Fin:	23.27 (8)	1.28	
					Fin: 49.34 (17)				1.66	
				Run 2:	Int1:		I1-Fin:		0.00	
					Fin: 48.82 (1)					
		Total:	Int1:				0.70			
				Fin: 1:38.16 (6)						
7	23	PUENTE TASIAS Alex	ESP	Run 1:	Int1: 25.61 (14)		I1-Fin:	23.04 (3)	0.82	
					Fin: 48.65 (7)				0.97	
				Run 2:	Int1: 26.14 (6)		I1-Fin:	23.47 (19)	0.29	
					Fin: 49.61 (12)				0.79	
		Total:	Int1: 1:14.79 (5)				0.42			
				Fin: 1:38.26 (7)				0.80		



Performance Analysis by Rank

Number of Competitors: 52, Number of Countries: 22

Rank	Bib	Name	Country Code	Positions			Partials			Difference
				Pos	Time	Rank	Pos	Time	Rank	Time
8	56	ESTEVE Axel	AND	Run 1:	Int1: 25.34 (6)		I1-Fin:	23.39 (12)	0.55	
					Fin: 48.73 (9)				1.05	
				Run 2:	Int1: 26.12 (5)		I1-Fin:	23.50 (20)	0.27	
					Fin: 49.62 (13)				0.80	
		Total:	Int1: 1:14.85 (6)					0.48		
				Fin: 1:38.35 (8)				0.89		
9	45	CARRERAS Pol	ESP	Run 1:	Int1: 25.57 (12)		I1-Fin:	23.63 (19)	0.78	
					Fin: 49.20 (15)				1.52	
				Run 2:	Int1: 25.97 (2)		I1-Fin:	23.19 (10)	0.12	
					Fin: 49.16 (4)				0.34	
		Total:	Int1: 1:15.17 (8)					0.80		
				Fin: 1:38.36 (9)				0.90		
10	18	JOHANSSON Emil	SWE	Run 1:	Int1: 25.49 (9)		I1-Fin:	23.57 (17)	0.70	
					Fin: 49.06 (13)				1.38	
				Run 2:	Int1: 26.37 (12)		I1-Fin:	23.07 (4)	0.52	
					Fin: 49.44 (7)				0.62	
		Total:	Int1: 1:15.43 (12)					1.06		
				Fin: 1:38.50 (10)				1.04		
11	14	BONER Sandro	SUI	Run 1:	Int1: 25.43 (8)		I1-Fin:	23.57 (17)	0.64	
					Fin: 49.00 (11)				1.32	
				Run 2:	Int1: 26.40 (14)		I1-Fin:	23.14 (6)	0.55	
					Fin: 49.54 (11)				0.72	
		Total:	Int1: 1:15.40 (11)					1.03		
				Fin: 1:38.54 (11)				1.08		
12	29	OLIVERAS Marc	AND	Run 1:	Int1: 25.81 (21)		I1-Fin:	23.87 (27)	1.02	
					Fin: 49.68 (25)				2.00	
				Run 2:	Int1: 25.85 (1)		I1-Fin:	23.26 (11)	0.00	
					Fin: 49.11 (2)				0.29	
		Total:	Int1: 1:15.53 (13)					1.16		
				Fin: 1:38.79 (12)				1.33		
13	43	MUELLER Joel	SUI	Run 1:	Int1: 25.88 (22)		I1-Fin:	23.77 (22)	1.09	
					Fin: 49.65 (22)				1.97	
				Run 2:	Int1: 26.08 (3)		I1-Fin:	23.18 (9)	0.23	
					Fin: 49.26 (5)				0.44	
		Total:	Int1: 1:15.73 (15)					1.36		
				Fin: 1:38.91 (13)				1.45		
14	1	REICH - POGLADIC A.	SLO	Run 1:	Int1: 25.40 (7)		I1-Fin:	23.04 (3)	0.61	
					Fin: 48.44 (6)				0.76	
				Run 2:	Int1: 26.75 (22)		I1-Fin:	23.76 (27)	0.90	
					Fin: 50.51 (24)				1.69	
		Total:	Int1: 1:15.19 (9)					0.82		
				Fin: 1:38.95 (14)				1.49		



Performance Analysis by Rank

Number of Competitors: 52, Number of Countries: 22

Rank	Bib	Name	Country Code	Positions			Partials			Difference
				Pos	Time	Rank	Pos	Time	Rank	Time
15	25	HORNER Sean	USA	Run 1:	Int1: 25.51 (10)		I1-Fin:	23.95 (29)	0.72	
					Fin: 49.46 (20)				1.78	
				Run 2:	Int1: 26.49 (15)		I1-Fin:	23.01 (2)	0.64	
					Fin: 49.50 (10)				0.68	
		Total:	Int1: 1:15.95 (18)					1.58		
				Fin: 1:38.96 (15)				1.50		
16	8	RIORDA Luca	ITA	Run 1:	Int1: 25.61 (14)		I1-Fin:	23.50 (15)	0.82	
					Fin: 49.11 (14)				1.43	
				Run 2:	Int1: 26.63 (18)		I1-Fin:	23.32 (13)	0.78	
					Fin: 49.95 (19)				1.13	
		Total:	Int1: 1:15.74 (16)					1.37		
				Fin: 1:39.06 (16)				1.60		
17	2	MARNO Max	USA	Run 1:	Int1: 25.67 (16)		I1-Fin:	22.70 (1)	0.88	
					Fin: 48.37 (4)				0.69	
				Run 2:	Int1: 26.94 (25)		I1-Fin:	23.84 (31)	1.09	
					Fin: 50.78 (27)				1.96	
		Total:	Int1: 1:15.31 (10)					0.94		
				Fin: 1:39.15 (17)				1.69		
18	42	STUKOV Maksim	RUS	Run 1:	Int1: 25.98 (28)		I1-Fin:	23.42 (13)	1.19	
					Fin: 49.40 (18)				1.72	
				Run 2:	Int1: 26.59 (17)		I1-Fin:	23.17 (8)	0.74	
					Fin: 49.76 (16)				0.94	
		Total:	Int1: 1:15.99 (20)					1.62		
				Fin: 1:39.16 (18)				1.70		
19	39	PELTOLA Kalle	FIN	Run 1:	Int1: 25.96 (26)		I1-Fin:	23.79 (23)	1.17	
					Fin: 49.75 (26)				2.07	
				Run 2:	Int1: 26.20 (7)		I1-Fin:	23.27 (12)	0.35	
					Fin: 49.47 (9)				0.65	
		Total:	Int1: 1:15.95 (18)					1.58		
				Fin: 1:39.22 (19)				1.76		
20	12	GRAF Bernhard	AUT	Run 1:	Int1: 26.06 (30)		I1-Fin:	23.38 (11)	1.27	
					Fin: 49.44 (19)				1.76	
				Run 2:	Int1: 26.67 (19)		I1-Fin:	23.14 (6)	0.82	
					Fin: 49.81 (18)				0.99	
		Total:	Int1: 1:16.11 (22)					1.74		
				Fin: 1:39.25 (20)				1.79		
21	21	NOVIKOV Vladislav	RUS	Run 1:	Int1: 25.71 (20)		I1-Fin:	23.96 (32)	0.92	
					Fin: 49.67 (24)				1.99	
				Run 2:	Int1: 26.21 (8)		I1-Fin:	23.44 (18)	0.36	
					Fin: 49.65 (15)				0.83	
		Total:	Int1: 1:15.88 (17)					1.51		
				Fin: 1:39.32 (21)				1.86		



Performance Analysis by Rank

Number of Competitors: 52, Number of Countries: 22

Rank	Bib	Name	Country Code	Positions			Partials			Difference
				Pos	Time	Rank	Pos	Time	Rank	Time
22	13	ZIKA Adam	CZE	Run 1:	Int1:	25.95 (25)	I1-Fin:	23.70 (20)		1.16
					Fin:	49.65 (22)				1.97
				Run 2:	Int1:	26.39 (13)	I1-Fin:	23.39 (16)		0.54
					Fin:	49.78 (17)				0.96
	Total:	Int1:	1:16.04 (21)			1.67				
			Fin:	1:39.43 (22)			1.97			
23	30	SPIK Jakob	SLO	Run 1:	Int1:	25.67 (16)	I1-Fin:	23.55 (16)		0.88
					Fin:	49.22 (16)				1.54
				Run 2:	Int1:	26.33 (10)	I1-Fin:	23.93 (32)		0.48
					Fin:	50.26 (21)				1.44
	Total:	Int1:	1:15.55 (14)			1.18				
			Fin:	1:39.48 (23)			2.02			
24	17	RIVET Philippe	CAN	Run 1:	Int1:	25.56 (11)	I1-Fin:	23.95 (29)		0.77
					Fin:	49.51 (21)				1.83
				Run 2:	Int1:	26.81 (24)	I1-Fin:	23.35 (14)		0.96
					Fin:	50.16 (20)				1.34
	Total:	Int1:	1:16.32 (23)			1.95				
			Fin:	1:39.67 (24)			2.21			
25	3	NOGER Cedric	SUI	Run 1:	Int1:	25.13 (2)	I1-Fin:	23.28 (9)		0.34
					Fin:	48.41 (5)				0.73
				Run 2:	Int1:	28.23 (41)	I1-Fin:	23.40 (17)		2.38
					Fin:	51.63 (35)				2.81
	Total:	Int1:	1:16.64 (25)			2.27				
			Fin:	1:40.04 (25)			2.58			
26	61	SIRAN Vladimir	SVK	Run 1:	Int1:	25.96 (26)	I1-Fin:	23.81 (24)		1.17
					Fin:	49.77 (27)				2.09
				Run 2:	Int1:	26.79 (23)	I1-Fin:	23.80 (28)		0.94
					Fin:	50.59 (25)				1.77
	Total:	Int1:	1:16.56 (24)			2.19				
			Fin:	1:40.36 (26)			2.90			
27	20	TOUTANT Simon-Claude	CAN	Run 1:	Int1:	25.67 (16)	I1-Fin:	23.33 (10)		0.88
					Fin:	49.00 (11)				1.32
				Run 2:	Int1:	27.95 (38)	I1-Fin:	23.55 (22)		2.10
					Fin:	51.50 (32)				2.68
	Total:	Int1:	1:16.95 (26)			2.58				
			Fin:	1:40.50 (27)			3.04			
28	51	VAN DEN BROECKE D.	BEL	Run 1:	Int1:	25.91 (23)	I1-Fin:	24.39 (38)		1.12
					Fin:	50.30 (34)				2.62
				Run 2:	Int1:	26.73 (21)	I1-Fin:	23.60 (23)		0.88
					Fin:	50.33 (23)				1.51
	Total:	Int1:	1:17.03 (27)			2.66				
			Fin:	1:40.63 (28)			3.17			



Performance Analysis by Rank

Number of Competitors: 52, Number of Countries: 22

Rank	Bib	Name	Country Code	Positions			Partials			Difference
				Pos	Time	Rank	Pos	Time	Rank	Time
29	64	ALAYRACH Josh	AND	Run 1:	Int1:	26.25 (35)	11-Fin:	23.81 (24)	1.46	
					Fin:	50.06 (28)			2.38	
				Run 2:	Int1:	27.03 (26)	11-Fin:	23.75 (26)	1.18	
					Fin:	50.78 (27)			1.96	
		Total:	Int1:	1:17.09 (28)			2.72			
			Fin:	1:40.84 (29)			3.38			
30	65	LEITGEB Richard	AUT	Run 1:	Int1:	25.94 (24)	11-Fin:	24.30 (37)	1.15	
					Fin:	50.24 (32)			2.56	
				Run 2:	Int1:	27.06 (27)	11-Fin:	23.70 (25)	1.21	
					Fin:	50.76 (26)			1.94	
		Total:	Int1:	1:17.30 (29)			2.93			
			Fin:	1:41.00 (30)			3.54			
31	50	BINDERITSCH Bernhard	AUT	Run 1:	Int1:	26.41 (37)	11-Fin:	23.75 (21)	1.62	
					Fin:	50.16 (30)			2.48	
				Run 2:	Int1:	27.32 (30)	11-Fin:	23.53 (21)	1.47	
					Fin:	50.85 (29)			2.03	
		Total:	Int1:	1:17.48 (31)			3.11			
			Fin:	1:41.01 (31)			3.55			
32	72	PYASIK Evgenij	RUS	Run 1:	Int1:	26.14 (32)	11-Fin:	24.07 (34)	1.35	
					Fin:	50.21 (31)			2.53	
				Run 2:	Int1:	27.33 (31)	11-Fin:	23.82 (30)	1.48	
					Fin:	51.15 (30)			2.33	
		Total:	Int1:	1:17.54 (32)			3.17			
			Fin:	1:41.36 (32)			3.90			
33	75	BONER Patrick	SUI	Run 1:	Int1:	26.21 (34)	11-Fin:	23.88 (28)	1.42	
					Fin:	50.09 (29)			2.41	
				Run 2:	Int1:	27.25 (29)	11-Fin:	24.05 (34)	1.40	
					Fin:	51.30 (31)			2.48	
		Total:	Int1:	1:17.34 (30)			2.97			
			Fin:	1:41.39 (33)			3.93			
34	74	CAS Jure	SLO	Run 1:	Int1:	25.99 (29)	11-Fin:	24.27 (36)	1.20	
					Fin:	50.26 (33)			2.58	
				Run 2:	Int1:	27.71 (35)	11-Fin:	23.81 (29)	1.86	
					Fin:	51.52 (33)			2.70	
		Total:	Int1:	1:17.97 (34)			3.60			
			Fin:	1:41.78 (34)			4.32			
35	19	SMITH Cameron	USA	Run 1:	Int1:	26.56 (40)	11-Fin:	23.82 (26)	1.77	
					Fin:	50.38 (35)			2.70	
				Run 2:	Int1:	27.52 (33)	11-Fin:	24.17 (36)	1.67	
					Fin:	51.69 (38)			2.87	
		Total:	Int1:	1:17.90 (33)			3.53			
			Fin:	1:42.07 (35)			4.61			



Performance Analysis by Rank

Number of Competitors: 52, Number of Countries: 22

Rank	Bib	Name	Country Code	Positions			Partials			Difference
				Pos	Time	Rank	Pos	Time	Rank	Time
36	77	GARNIEWICZ Mateusz	POL	Run 1:	Int1:	26.52 (38)	I1-Fin:	23.95 (29)	1.73	
					Fin:	50.47 (37)				2.79
				Run 2:	Int1:	27.69 (34)	I1-Fin:	23.96 (33)	1.84	
					Fin:	51.65 (36)				2.83
Total:				Int1:	1:18.16 (35)			3.79		
				Fin:	1:42.12 (36)			4.66		
37	82	DANILOCHKIN Yuri	BLR	Run 1:	Int1:	26.74 (43)	I1-Fin:	24.15 (35)	1.95	
					Fin:	50.89 (38)				3.21
				Run 2:	Int1:	27.49 (32)	I1-Fin:	24.12 (35)	1.64	
					Fin:	51.61 (34)				2.79
Total:				Int1:	1:18.38 (37)			4.01		
				Fin:	1:42.50 (37)			5.04		
38	68	KLUSAK Jakub	POL	Run 1:	Int1:	26.40 (36)	I1-Fin:	24.03 (33)	1.61	
					Fin:	50.43 (36)				2.75
				Run 2:	Int1:	27.94 (37)	I1-Fin:	24.41 (37)	2.09	
					Fin:	52.35 (39)				3.53
Total:				Int1:	1:18.37 (36)			4.00		
				Fin:	1:42.78 (38)			5.32		
39	59	KAAHRE Rickard	SWE	Run 1:	Int1:	25.70 (19)	I1-Fin:	25.93 (48)	0.91	
					Fin:	51.63 (42)				3.95
				Run 2:	Int1:	27.18 (28)	I1-Fin:	24.50 (38)	1.33	
					Fin:	51.68 (37)				2.86
Total:				Int1:	1:18.81 (38)			4.44		
				Fin:	1:43.31 (39)			5.85		
40	69	TULUPOV Evgenij	RUS	Run 1:	Int1:	26.70 (42)	I1-Fin:	24.48 (39)	1.91	
					Fin:	51.18 (39)				3.50
				Run 2:	Int1:	27.93 (36)	I1-Fin:	24.58 (39)	2.08	
					Fin:	52.51 (40)				3.69
Total:				Int1:	1:19.11 (39)			4.74		
				Fin:	1:43.69 (40)			6.23		
41	81	NUSHEV Georgi	BUL	Run 1:	Int1:	26.80 (45)	I1-Fin:	24.64 (41)	2.01	
					Fin:	51.44 (41)				3.76
				Run 2:	Int1:	28.34 (42)	I1-Fin:	25.11 (41)	2.49	
					Fin:	53.45 (41)				4.63
Total:				Int1:	1:19.78 (40)			5.41		
				Fin:	1:44.89 (41)			7.43		
42	71	BLACK Graham	USA	Run 1:	Int1:	26.77 (44)	I1-Fin:	24.57 (40)	1.98	
					Fin:	51.34 (40)				3.66
				Run 2:	Int1:	28.71 (44)	I1-Fin:	24.97 (40)	2.86	
					Fin:	53.68 (42)				4.86
Total:				Int1:	1:20.05 (41)			5.68		
				Fin:	1:45.02 (42)			7.56		



Performance Analysis by Rank

Number of Competitors: 52, Number of Countries: 22

Rank	Bib	Name	Country Code	Positions			Partials			Difference
				Pos	Time	Rank	Pos	Time	Rank	Time
43	44	EFIMOV Simon	RUS	Run 1:	Int1: 26.62 (41)		I1-Fin:	25.60 (45)	1.83	
					Fin: 52.22 (43)				4.54	
				Run 2:	Int1: 28.06 (39)		I1-Fin:	25.81 (42)	2.21	
					Fin: 53.87 (43)				5.05	
Total:				Int1: 1:20.28 (42)				5.91		
				Fin: 1:46.09 (43)				8.63		
44	62	LEEVER Alex	USA	Run 1:	Int1: 26.15 (33)		I1-Fin:	26.31 (51)	1.36	
					Fin: 52.46 (46)				4.78	
				Run 2:	Int1: 28.36 (43)		I1-Fin:	25.96 (44)	2.51	
					Fin: 54.32 (44)				5.50	
Total:				Int1: 1:20.82 (44)				6.45		
				Fin: 1:46.78 (44)				9.32		
45	97	CHERTSIN Daniil	BLR	Run 1:	Int1: 27.94 (48)		I1-Fin:	24.85 (42)	3.15	
					Fin: 52.79 (47)				5.11	
				Run 2:	Int1: 28.99 (45)		I1-Fin:	25.95 (43)	3.14	
					Fin: 54.94 (45)				6.12	
Total:				Int1: 1:21.78 (46)				7.41		
				Fin: 1:47.73 (45)				10.27		
45	83	LEE Jang-Woo	KOR	Run 1:	Int1: 26.52 (38)		I1-Fin:	25.77 (47)	1.73	
					Fin: 52.29 (45)				4.61	
				Run 2:	Int1: 28.16 (40)		I1-Fin:	27.28 (50)	2.31	
					Fin: 55.44 (47)				6.62	
Total:				Int1: 1:20.45 (43)				6.08		
				Fin: 1:47.73 (45)				10.27		
47	96	RUPNIK Domen	SLO	Run 1:	Int1: 27.38 (47)		I1-Fin:	25.62 (46)	2.59	
					Fin: 53.00 (48)				5.32	
				Run 2:	Int1: 29.02 (46)		I1-Fin:	26.10 (46)	3.17	
					Fin: 55.12 (46)				6.30	
Total:				Int1: 1:22.02 (47)				7.65		
				Fin: 1:48.12 (47)				10.66		
48	84	CHOI Chang-Hyun	KOR	Run 1:	Int1: 26.86 (46)		I1-Fin:	25.36 (43)	2.07	
					Fin: 52.22 (43)				4.54	
				Run 2:	Int1: 29.13 (47)		I1-Fin:	27.04 (49)	3.28	
					Fin: 56.17 (49)				7.35	
Total:				Int1: 1:21.35 (45)				6.98		
				Fin: 1:48.39 (48)				10.93		
49	95	TUMAS Aivaras	LTU	Run 1:	Int1: 29.40 (51)		I1-Fin:	25.49 (44)	4.61	
					Fin: 54.89 (50)				7.21	
				Run 2:	Int1: 29.73 (48)		I1-Fin:	26.02 (45)	3.88	
					Fin: 55.75 (48)				6.93	
Total:				Int1: 1:24.62 (49)				10.25		
				Fin: 1:50.64 (49)				13.18		



Performance Analysis by Rank

Number of Competitors: 52, Number of Countries: 22

Rank	Bib	Name	Country Code	Positions			Partials			Difference
				Pos	Time	Rank	Pos	Time	Rank	Time
50	100	MARIICHYN Andriy	UKR	Run 1:	Int1:	28.39 (49)	11-Fin:	26.13 (49)	3.60	
					Fin:	54.52 (49)			6.84	
				Run 2:	Int1:	30.00 (49)	11-Fin:	26.41 (48)	4.15	
					Fin:	56.41 (50)			7.59	
		Total:	Int1:	1:24.52 (48)			10.15			
			Fin:	1:50.93 (50)			13.47			
51	99	HAM Ihor	UKR	Run 1:	Int1:	28.83 (50)	11-Fin:	26.17 (50)	4.04	
					Fin:	55.00 (51)			7.32	
				Run 2:	Int1:	30.05 (50)	11-Fin:	26.40 (47)	4.20	
					Fin:	56.45 (51)			7.63	
		Total:	Int1:	1:25.05 (50)			10.68			
			Fin:	1:51.45 (51)			13.99			
52	92	WANG Yu	CHN	Run 1:	Int1:	29.57 (52)	11-Fin:	28.11 (52)	4.78	
					Fin:	57.68 (52)			10.00	
				Run 2:	Int1:	32.26 (51)	11-Fin:	27.57 (51)	6.41	
					Fin:	59.83 (52)			11.01	
		Total:	Int1:	1:29.94 (51)			15.57			
			Fin:	1:57.51 (52)			20.05			

LEGEND

Fin Finish

Int1 Intermediate 1

Pos Intermediate position **Int** Intermediate

12 FEB 2015 / Sierra Nevada (ESP) / 1445



WINTER
UNIVERSIADE
GRANADA 2015



RESULT BOOK

ALPINE SKIING

Men's Slalom



Entry List by Event

As of FRI 13 FEB 2015

Number of Competitors: 96, Number of Countries: 27

Country	FIS Code	Name	Date of Birth	FIS Points
AND - Andorra (4)	20388	ALAYRACH Josh	21 JAN 1995	29.02 (471)
	20378	ESTEVE Axel	19 DEC 1994	27.42 (424)
	20386	PUIG DAVI Arnau	28 APR 1994	39.63 (819)
	20392	SOLSONA Robert	7 JUN 1995	42.40 (925)
AUT - Austria (4)	54242	BINDERITSCH Bernhard	22 FEB 1994	24.00 (338)
	54070	HERZOG David	17 MAR 1992	24.35 (344)
	54233	LEITGEB Richard	19 MAY 1994	19.80 (224)
	54237	WIMMLER Maximillian	19 AUG 1994	30.15 (504)
BEL - Belgium (1)	60236	VAN DEN BROECKE Dries	10 MAY 1995	21.42 (265)
BLR - Belarus (2)	660023	CHERTSIN Daniil	10 JAN 1997	114.28 (3440)
	660021	DANILOCHKIN Yuri	22 FEB 1991	63.90 (1783)
BUL - Bulgaria (1)	92673	NUSHEV Georgi	27 JAN 1995	17.42 (175)
CAN - Canada (5)	103953	CARRY Roger	18 JAN 1993	29.92 (493)
	103984	LAJOIE Vincent	10 SEP 1993	44.84 (1020)
	103855	RIVET Philippe	28 OCT 1992	25.76 (386)
	104015	SCHUESSLER BEDARD W.	9 JUL 1993	35.00 (662)
	103751	TOUTANT Simon-Claude	5 SEP 1991	28.08 (443)
CHN - China (2)	120046	LV Wenqiang	10 APR 1989	126.57 (3750)
	120055	WANG Yu	19 SEP 1994	78.81 (2334)
CZE - Czech Republic (4)	151060	PAULUS Daniel	9 JUN 1994	36.62 (715)
	151110	STEPAN Martin	4 DEC 1995	30.12 (503)
	150852	WALIGORA Michael	3 JAN 1990	57.86 (1555)
	150834	ZIKA Adam	16 AUG 1989	23.26 (313)
ESP - Spain (3)	491356	CARRERAS Pol	17 JAN 1990	19.35 (215)
	491853	DEL CAMPO Juan	28 JUN 1994	25.38 (374)
	491876	PUENTE TASIAS Alex	8 MAR 1994	24.60 (350)
FIN - Finland (3)	180667	HIETANEN Kasper	28 APR 1991	21.41 (264)
	180704	PELTOLA Kalle	21 APR 1993	33.64 (624)
	180631	PENTTINEN Juho-Pekka	3 FEB 1991	17.43 (176)
FRA - France (6)	194858	ALLEGRE Nils	2 JAN 1994	24.73 (356)
	6190131	BERLA Franck	5 OCT 1995	19.94 (227)
	194262	BUFFET Robin	14 OCT 1991	9.00 (56)
	194686	FABRE Jonas	17 OCT 1993	25.26 (372)
	194676	MOUGEL Youri	20 JAN 1993	23.68 (328)
	194664	RIZZO Maxime	1 NOV 1993	13.71 (129)
GBR - United Kingdom (1)	221112	MOYNIHAN Nicholas	31 MAR 1994	23.77 (332)



Entry List by Event

As of FRI 13 FEB 2015

Number of Competitors: 96, Number of Countries: 27

Country	FIS Code	Name	Date of Birth	FIS Points
GEO - Georgia (1)	680062	NATADZE Shota	15 AUG 1996	65.06 (1835)
ITA - Italy (6)	990051	BOSCA Giulio	3 FEB 1990	16.19 (157)
	6290394	CHIAPPA Alberto	29 DEC 1992	37.50 (754)
	690208	DELSANTE Rocco	19 JUL 1991	23.28 (315)
	6290575	MONACI Pierfrancesco	22 JAN 1994	39.67 (821)
	6290764	RIORDA Luca	18 MAY 1993	20.82 (246)
	690616	TENTORI Michelangelo	4 NOV 1991	19.79 (223)
JPN - Japan (2)	303865	MIYAMOTO Shinya	21 JUN 1992	19.38 (217)
	304535	NAKAMURA Shun	30 APR 1995	18.15 (195)
KOR - Republic of Korea (6)	320379	CHOI Chang-Hyun	7 MAR 1994	42.25 (916)
	320389	HONG Dong-Kwan	9 SEP 1995	32.71 (581)
	320391	KIM Dong-Woo	1 JUN 1995	30.53 (518)
	320385	KIM Hyeon-Soo	30 NOV 1995	31.13 (527)
	320323	KIM Seul-Kyung	25 JUL 1991	34.42 (651)
	320390	LEE Jang-Woo	25 OCT 1995	37.11 (740)
LTU - Lithuania (1)	780012	TUMAS Aivaras	15 MAY 1995	90.79 (2736)
NOR - Norway (3)	422195	BERGER Kristoffer	16 JAN 1993	54.19 (1396)
	422248	BUSEGDAL Vegard	2 DEC 1993	18.91 (211)
	422112	PATRICKSSON Axel William	15 SEP 1992	32.68 (580)
POL - Poland (3)	430466	GARNIEWICZ Mateusz	15 JAN 1990	31.49 (539)
	430550	KLUSAK Jakub	6 NOV 1995	34.39 (649)
	430610	STARZYK Pawel	3 NOV 1993	34.11 (639)
RUS - Russian Federation (6)	481785	EFIMOV Simon	14 OCT 1996	32.84 (586)
	481428	NOVIKOV Vladislav	10 NOV 1993	26.73 (408)
	481463	PYASIK Evgenij	9 NOV 1993	27.52 (429)
	481649	SMOLENSKIY Anton	10 MAR 1995	48.45 (1172)
	481549	STUKOV Maksim	29 APR 1994	34.56 (653)
	481599	TULUPOV Evgenij	30 NOV 1995	50.69 (1260)
SLO - Slovenia (5)	561304	CAS Jure	28 SEP 1994	34.12 (640)
	561146	MLINSEK Filip	29 MAR 1988	10.02 (79)
	561278	REICH - POGLADIC Andraz	31 MAY 1993	33.71 (627)
	561316	RUPNIK Domen	4 APR 1995	119.44 (3575)
	561296	SPIK Jakob	12 JUL 1994	20.28 (235)
SUI - Switzerland (6)	510508	BONER Patrick	16 JUL 1989	33.63 (623)
	511504	BONER Sandro	4 JAN 1988	15.77 (147)
	511895	MUELLER Joel	23 AUG 1992	16.19 (157)
	511867	NOGER Cedric	17 MAY 1992	20.79 (245)
	512120	VON GRUENIGEN Noel	17 APR 1995	22.59 (294)
	511902	ZENHAEUSERN Ramon	4 MAY 1992	8.07 (44)



Entry List by Event

As of FRI 13 FEB 2015

Number of Competitors: 96, Number of Countries: 27

Country	FIS Code	Name	Date of Birth	FIS Points
SVK - Slovakia (4)	700868	FALAT Matej	8 FEB 1993	15.55 (146)
	700901	HYSKA Martin	13 JUN 1994	33.01 (597)
	700820	RAZUS Martin	11 MAY 1989	31.90 (549)
	700851	SIRAN Vladimir	11 SEP 1991	37.31 (748)
SWE - Sweden (6)	502000	ASK Jesper	11 MAR 1994	25.73 (385)
	501903	CASSMAN Anton	29 JUN 1993	22.19 (283)
	501436	ERIKSSON Jakob	12 MAR 1990	28.92 (465)
	501351	JOHANSSON Emil	13 AUG 1988	15.52 (145)
	501542	KAAHRE Rickard	2 NOV 1991	20.94 (250)
	501983	STEIN-LAGERHEIM Casper	8 APR 1994	16.14 (155)
TUR - Turkey (2)	520100	SIMSEK Emre	14 JUN 1987	67.00 (1917)
	520125	TAS Levent	28 MAY 1991	53.17 (1341)
UKR - Ukraine (3)	690721	HAM Ihor	2 SEP 1995	115.40 (3469)
	690752	KOVBASNYUK Taras	9 MAR 1997	-
	690732	MARIICHYN Andriy	15 FEB 1995	112.29 (3391)
USA - United States (6)	6530580	BLACK Graham	21 FEB 1993	37.75 (764)
	934534	HORNER Sean	22 JUL 1991	17.80 (187)
	6531160	LEEVEER Alex	6 JUL 1995	22.44 (290)
	934547	MARNO Max	17 MAR 1991	22.24 (284)
	6530167	SHIFFRIN Taylor	23 SEP 1992	21.51 (267)
	6530168	SMITH Cameron	14 JAN 1992	32.14 (556)

NOTE

Output includes skiers who are eligible to start.
After the team captains' meeting this output will be updated to show those skiers who actually start in an event.

14 FEB 2015 / Sierra Nevada (ESP) / 1446



Medallists

Medal	Name	Country
GOLD	ZENHAEUSERN Ramon	SUI - Switzerland
SILVER	FALAT Matej	SVK - Slovakia
BRONZE	MLINSEK Filip	SLO - Slovenia



Penalty Calculation

Best 10 at Finish

Rank	Bib	FIS Code	Name	Country Code	FIS Points	Best 5	Race Points
1	8	511902	ZENHAEUSERN Ramon	SUI	8.07	8.07	0.00
2	14	700868	FALAT Matej	SVK	15.55	15.55	27.64
3	5	561146	MLINSEK Filip	SLO	10.02	10.02	28.02
4	7	194262	BUFFET Robin	FRA	9.00	9.00	33.35
5	10	501351	JOHANSSON Emil	SWE	15.52	15.52	35.45
6	4	304535	NAKAMURA Shun	JPN	18.15		
7	16	491356	CARRERAS Pol	ESP	19.35		
8	34	194676	MOUGEL Youri	FRA	23.68		
9	3	511504	BONER Sandro	SUI	15.77		
10	19	54233	LEITGEB Richard	AUT	19.80		

Best 5 FIS Points at Start

Rank	Bib	FIS Code	Name	Country Code	FIS Points
1	8	511902	ZENHAEUSERN Ramon	SUI	8.07
4	7	194262	BUFFET Robin	FRA	9.00
3	5	561146	MLINSEK Filip	SLO	10.02
DNF	2	194664	RIZZO Maxime	FRA	13.71
5	10	501351	JOHANSSON Emil	SWE	15.52

TOTALS:

FIS Points of Best 5 at Start (B)	56.32		
FIS Points of Best at Finish in Top 10 (A)		58.16	
Race Points of Corresponding Competitors (C)			124.46
Calculated Penalty (A+B-C) : 10 =>	-0.998		
Rounded	-1.00		
Category Adder	0.00		
Correction Value (Z)	0.00		
Calculated Penalty	-1.00		
Penalty Applied	6.00		

Technical Delegate:
CINGOLANI Ernesto (ARG) #942

LEGEND

DNF Did Not Finish

14 FEB 2015 / Sierra Nevada (ESP) / 1446

ASM020100_73G 1.0

Report Created SAT 14 FEB 2015 14:50

Page 1/1



Start List

Jury		
TD FIS	CINGOLANI Ernesto	ARG
Referee	KRANJC Matjaz	FSU
Chief of Race	FRIAS Jose	ESP
Start Referee	ORTIZ Isabel	ESP
Finish Referee	OSUNA Jose Miguel	ESP

Technical Data	
Course Name	Universiada
Start Altitude	2525 m
Finish Altitude	2350 m
Vertical Drop	175 m
Homologation Number	10994/09/13

Race Information Run 1		
Course Setter	BRENIER Sebastien	FRA
Number of Gates	56	
Turning Gates	53	
Start Time	10:00	
Forerunners	A - I. LINACISORO	ESP
	B - H. GUERRERO	CHI
	C - F. CARRERO	ESP
	D - A. OLLER	ESP
	E - A. VALERO	ESP

Race Information Run 2		
Course Setter	ANTIOSOV Timofei	RUS
Number of Gates		
Turning Gates		
Start Time	14:00	
Forerunners	A - I. LINACISORO	ESP
	B - H. GUERRERO	CHI
	C - F. CARRERO	ESP
	D - A. OLLER	ESP
	E - A. VALERO	ESP

Number of Competitors: 96, Number of Countries: 27

Bib	FIS Code	Name	YB	Country Code	Time
1	422248	BUSENGDAL Vegard	1993	NOR	_____
2	194664	RIZZO Maxime	1993	FRA	_____
3	511504	BONER Sandro	1988	SUI	_____
4	304535	NAKAMURA Shun	1995	JPN	_____
5	561146	MLINSEK Filip	1988	SLO	_____
6	934534	HORNER Sean	1991	USA	_____
7	194262	BUFFET Robin	1991	FRA	_____
8	511902	ZENHAEUSERN Ramon	1992	SUI	_____
9	501983	STEIN-LAGERHEIM Casper	1994	SWE	_____
10	501351	JOHANSSON Emil	1988	SWE	_____
11	990051	BOSCA Giulio	1990	ITA	_____
12	92673	NUSHEV Georgi	1995	BUL	_____
13	511895	MUELLER Joel	1992	SUI	_____
14	700868	FALAT Matej	1993	SVK	_____
15	180631	PENTTINEN Juho-Pekka	1991	FIN	_____
16	491356	CARRERAS Pol	1990	ESP	_____
17	303865	MIYAMOTO Shinya	1992	JPN	_____
18	690616	TENTORI Michelangelo	1991	ITA	_____
19	54233	LEITGEB Richard	1994	AUT	_____
20	6190131	BERLA Franck	1995	FRA	_____
21	561296	SPIK Jakob	1994	SLO	_____
22	511867	NOGER Cedric	1992	SUI	_____
23	6290764	RIORDA Luca	1993	ITA	_____
24	501542	KAHRE Rickard	1991	SWE	_____

14 FEB 2015 / Sierra Nevada (ESP) / 1446



Start List

Number of Competitors: 96, Number of Countries: 27

Bib	FIS Code	Name	YB	Country Code	Time
25	180667	HIETANEN Kasper	1991	FIN	_____
26	60236	VAN DEN BROECKE Dries	1995	BEL	_____
27	6530167	SHIFFRIN Taylor	1992	USA	_____
28	501903	CASSMAN Anton	1993	SWE	_____
29	934547	MARNO Max	1991	USA	_____
30	6531160	LEEVEER Alex	1995	USA	_____
31	512120	VON GRUENIGEN Noel	1995	SUI	_____
32	150834	ZIKA Adam	1989	CZE	_____
33	690208	DELSANTE Rocco	1991	ITA	_____
34	194676	MOUGEL Youri	1993	FRA	_____
35	221112	MOYNIHAN Nicholas	1994	GBR	_____
36	54242	BINDERITSCH Bernhard	1994	AUT	_____
37	54070	HERZOG David	1992	AUT	_____
38	491876	PUENTE TASIAS Alex	1994	ESP	_____
39	194858	ALLEGRE Niils	1994	FRA	_____
40	194686	FABRE Jonas	1993	FRA	_____
41	491853	DEL CAMPO Juan	1994	ESP	_____
42	502000	ASK Jesper	1994	SWE	_____
43	103855	RIVET Philippe	1992	CAN	_____
44	481428	NOVIKOV Vladislav	1993	RUS	_____
45	20378	ESTEVE Axel	1994	AND	_____
46	481463	PYASIK Evgenij	1993	RUS	_____
47	103751	TOUTANT Simon-Claude	1991	CAN	_____
48	501436	ERIKSSON Jakob	1990	SWE	_____
49	20388	ALAYRACH Josh	1995	AND	_____
50	103953	CARRY Roger	1993	CAN	_____
51	151110	STEPAN Martin	1995	CZE	_____
52	54237	WIMMLER Maximilian	1994	AUT	_____
53	320391	KIM Dong-Woo	1995	KOR	_____
54	320385	KIM Hyeon-Soo	1995	KOR	_____
55	430466	GARNIEWICZ Mateusz	1990	POL	_____
56	700820	RAZUS Martin	1989	SVK	_____
57	6530168	SMITH Cameron	1992	USA	_____
58	422112	PATRICKSSON Axel William	1992	NOR	_____
59	320389	HONG Dong-Kwan	1995	KOR	_____
60	481785	EFIMOV Simon	1996	RUS	_____
61	700901	HYSKA Martin	1994	SVK	_____
62	510508	BONER Patrick	1989	SUI	_____
63	180704	PELTOLA Kalle	1993	FIN	_____
64	561278	REICH - POGLADIC Andraz	1993	SLO	_____
65	430610	STARZYK Pawel	1993	POL	_____
66	561304	CAS Jure	1994	SLO	_____
67	430550	KLUSAK Jakub	1995	POL	_____
68	320323	KIM Seul-Kyung	1991	KOR	_____

14 FEB 2015 / Sierra Nevada (ESP) / 1446



Start List

Number of Competitors: 96, Number of Countries: 27

Bib	FIS Code	Name	YB	Country Code	Time
69	481549	STUKOV Maksim	1994	RUS	_____
70	104015	SCHUESSLER BEDARD William	1993	CAN	_____
71	151060	PAULUS Daniel	1994	CZE	_____
72	320390	LEE Jang-Woo	1995	KOR	_____
73	700851	SIRAN Vladimir	1991	SVK	_____
74	6290394	CHIAPPA Alberto	1992	ITA	_____
75	6530580	BLACK Graham	1993	USA	_____
76	20386	PUIG DAVI Arnau	1994	AND	_____
77	6290575	MONACI Pierfrancesco	1994	ITA	_____
78	320379	CHOI Chang-Hyun	1994	KOR	_____
79	20392	SOLSONA Robert	1995	AND	_____
80	103984	LAJOIE Vincent	1993	CAN	_____
81	481649	SMOLENSKIY Anton	1995	RUS	_____
82	481599	TULUPOV Evgenij	1995	RUS	_____
83	520125	TAS Levent	1991	TUR	_____
84	422195	BERGER Kristoffer	1993	NOR	_____
85	150852	WALIGORA Michael	1990	CZE	_____
86	660021	DANILOCHKIN Yuri	1991	BLR	_____
87	680062	NATADZE Shota	1996	GEO	_____
88	520100	SIMSEK Emre	1987	TUR	_____
89	120055	WANG Yu	1994	CHN	_____
90	780012	TUMAS Aivaras	1995	LTU	_____
91	690732	MARIICHYN Andriy	1995	UKR	_____
92	660023	CHERTSIN Daniil	1997	BLR	_____
93	690721	HAM Ihor	1995	UKR	_____
94	561316	RUPNIK Domen	1995	SLO	_____
95	120046	LV Wenqiang	1989	CHN	_____
96	690752	KOVBASNYUK Taras	1997	UKR	_____

LEGEND

YB Year of Birth

14 FEB 2015 / Sierra Nevada (ESP) / 1446

ASM020101_51A 2.0

Report Created SAT 14 FEB 2015 8:48

Page 3/3



Official Result List

Jury		
TD FIS	CINGOLANI Ernesto	ARG
Referee	KRANJC Matjaz	FSU
Chief of Race	FRIAS Jose	ESP
Start Referee	ORTIZ Isabel	ESP
Finish Referee	OSUNA Jose Miguel	ESP

Technical Data	
Course Name	Universiada
Start Altitude	2525 m
Finish Altitude	2350 m
Vertical Drop	175 m
Homologation Number	10994/09/13

Race Information Run 1		
Course Setter	BRENIER Sebastien	FRA
Number of Gates	56	
Turning Gates	53	
Start Time	10:00	
Forerunners	A - I. LINACISORO	ESP
	B - H. GUERRERO	CHI
	C - F. CARRERO	ESP
	D - A. OLLER	ESP
	E - A. VALERO	ESP

Race Information Run 2		
Course Setter	ANTIOSOV Timofei	RUS
Number of Gates		
Turning Gates		
Start Time	14:00	
Forerunners	A - I. LINACISORO	ESP
	B - H. GUERRERO	CHI
	C - F. CARRERO	ESP
	D - A. OLLER	ESP
	E - A. VALERO	ESP

Weather: SNOW Snow: HARD Temperature - Start: -6.0 °C / 21.2 °F Finish: -6.0 °C / 21.2 °F

Number of Competitors: 96, Number of Countries: 27

Rank	Bib	FIS Code	Name	YB	Country Code	Time	Difference
1	8	511902	ZENHAEUSERN Ramon	1992	SUI	47.89	
2	2	194664	RIZZO Maxime	1993	FRA	49.24	1.35
3	5	561146	MLINSEK Filip	1988	SLO	49.77	1.88
4	14	700868	FALAT Matej	1993	SVK	50.05	2.16
4	7	194262	BUFFET Robin	1991	FRA	50.05	2.16
6	4	304535	NAKAMURA Shun	1995	JPN	50.44	2.55
7	3	511504	BONER Sandro	1988	SUI	50.55	2.66
8	13	511895	MUELLER Joel	1992	SUI	50.64	2.75
9	19	54233	LEITGEB Richard	1994	AUT	50.67	2.78
10	16	491356	CARRERAS Pol	1990	ESP	50.75	2.86
11	1	422248	BUSENGDAL Vegard	1993	NOR	50.82	2.93
12	10	501351	JOHANSSON Emil	1988	SWE	50.86	2.97
13	38	491876	PUENTE TASIAS Alex	1994	ESP	51.28	3.39
14	34	194676	MOUGEL Youri	1993	FRA	51.29	3.40
15	41	491853	DEL CAMPO Juan	1994	ESP	51.47	3.58
16	32	150834	ZIKA Adam	1989	CZE	51.75	3.86
17	31	512120	VON GRUENIGEN Noel	1995	SUI	51.90	4.01
18	6	934534	HORNER Sean	1991	USA	51.95	4.06
19	49	20388	ALAYRACH Josh	1995	AND	52.00	4.11
20	39	194858	ALLEGRE Nils	1994	FRA	52.07	4.18
21	17	303865	MIYAMOTO Shinya	1992	JPN	53.50	5.61
22	30	6531160	LEEVER Alex	1995	USA	53.63	5.74

14 FEB 2015 / Sierra Nevada (ESP) / 1446



Official Result List

Number of Competitors: 96, Number of Countries: 27

Rank	Bib	FIS Code	Name	YB	Country Code	Time	Difference
23	84	422195	BERGER Kristoffer	1993	NOR	53.64	5.75
24	25	180667	HIETANEN Kasper	1991	FIN	53.74	5.85
25	36	54242	BINDERITSCH Bernhard	1994	AUT	53.95	6.06
26	58	422112	PATRICKSSON Axel William	1992	NOR	54.10	6.21
27	80	103984	LAJOIE Vincent	1993	CAN	54.37	6.48
28	60	481785	EFIMOV Simon	1996	RUS	54.67	6.78
29	79	20392	SOLSONA Robert	1995	AND	55.12	7.23
30	67	430550	KLUSAK Jakub	1995	POL	55.34	7.45
31	73	700851	SIRAN Vladimir	1991	SVK	55.40	7.51
32	61	700901	HYSKA Martin	1994	SVK	56.07	8.18
33	47	103751	TOUTANT Simon-Claude	1991	CAN	56.35	8.46
34	75	6530580	BLACK Graham	1993	USA	57.05	9.16
35	90	780012	TUMAS Aivaras	1995	LTU	58.25	10.36
36	92	660023	CHERTSIN Daniil	1997	BLR	58.94	11.05
37	96	690752	KOVBASNYUK Taras	1997	UKR	1:01.75	13.86
38	91	690732	MARIICHYN Andriy	1995	UKR	1:04.10	16.21
39	27	6530167	SHIFFRIN Taylor	1992	USA	1:15.94	28.05

DID NOT START RUN 1: 4 competitors

15	180631	PENTTINEN Juho-Pekka	1991	FIN
51	151110	STEPAN Martin	1995	CZE
71	151060	PAULUS Daniel	1994	CZE
85	150852	WALIGORA Michael	1990	CZE

DID NOT FINISH RUN 1: 53 competitors

9	501983	STEIN-LAGERHEIM Casper	1994	SWE
11	990051	BOSCA Giulio	1990	ITA
12	92673	NUSHEV Georgi	1995	BUL
18	690616	TENTORI Michelangelo	1991	ITA
20	6190131	BERLA Franck	1995	FRA
21	561296	SPIK Jakob	1994	SLO
22	511867	NOGER Cedric	1992	SUI
23	6290764	RIORDA Luca	1993	ITA
24	501542	KAHRE Rickard	1991	SWE
26	60236	VAN DEN BROECKE Dries	1995	BEL
28	501903	CASSMAN Anton	1993	SWE
29	934547	MARNO Max	1991	USA
33	690208	DELSANTE Rocco	1991	ITA
35	221112	MOYNIHAN Nicholas	1994	GBR
37	54070	HERZOG David	1992	AUT
40	194686	FABRE Jonas	1993	FRA
42	502000	ASK Jesper	1994	SWE
43	103855	RIVET Philippe	1992	CAN
44	481428	NOVIKOV Vladislav	1993	RUS



Official Result List

Number of Competitors: 96, Number of Countries: 27

Rank	Bib	FIS Code	Name	YB	Country Code	Time	Difference
	45	20378	ESTEVE Axel	1994	AND		
	46	481463	PYASIK Evgenij	1993	RUS		
	48	501436	ERIKSSON Jakob	1990	SWE		
	50	103953	CARRY Roger	1993	CAN		
	52	54237	WIMMLER Maximillian	1994	AUT		
	53	320391	KIM Dong-Woo	1995	KOR		
	54	320385	KIM Hyeon-Soo	1995	KOR		
	55	430466	GARNIEWICZ Mateusz	1990	POL		
	56	700820	RAZUS Martin	1989	SVK		
	57	6530168	SMITH Cameron	1992	USA		
	59	320389	HONG Dong-Kwan	1995	KOR		
	62	510508	BONER Patrick	1989	SUI		
	63	180704	PELTOLA Kalle	1993	FIN		
	64	561278	REICH - POGLADIC Andraz	1993	SLO		
	65	430610	STARZYK Pawel	1993	POL		
	66	561304	CAS Jure	1994	SLO		
	68	320323	KIM Seul-Kyung	1991	KOR		
	69	481549	STUKOV Maksim	1994	RUS		
	70	104015	SCHUESSLER BEDARD William	1993	CAN		
	72	320390	LEE Jang-Woo	1995	KOR		
	74	6290394	CHIAPPA Alberto	1992	ITA		
	76	20386	PUIG DAVI Arnau	1994	AND		
	77	6290575	MONACI Pierfrancesco	1994	ITA		
	78	320379	CHOI Chang-Hyun	1994	KOR		
	81	481649	SMOLENSKIY Anton	1995	RUS		
	82	481599	TULUPOV Evgenij	1995	RUS		
	83	520125	TAS Levent	1991	TUR		
	86	660021	DANILOCHKIN Yuri	1991	BLR		
	87	680062	NATADZE Shota	1996	GEO		
	88	520100	SIMSEK Emre	1987	TUR		
	89	120055	WANG Yu	1994	CHN		
	93	690721	HAM Ihor	1995	UKR		
	94	561316	RUPNIK Domen	1995	SLO		
	95	120046	LV Wenqiang	1989	CHN		

LEGEND

YB Year of Birth

14 FEB 2015 / Sierra Nevada (ESP) / 1446



Performance Analysis by Rank

Number of Competitors: 39, Number of Countries: 19

Rank	Bib	Name	Country Code	Positions			Partials			Difference Time
				Run 1: Pos	Int1: Time	Rank	I1-Fin: Pos	Time	Rank	
1	8	ZENHAEUSERN Ramon	SUI	Run 1: Int1: 19.23 (2) Fin: 47.89 (1)	I1-Fin: 28.66 (1)	0.49 0.00				
2	2	RIZZO Maxime	FRA	Run 1: Int1: 18.74 (1) Fin: 49.24 (2)	I1-Fin: 30.50 (6)	0.00 1.35				
3	5	MLINSEK Filip	SLO	Run 1: Int1: 19.61 (3) Fin: 49.77 (3)	I1-Fin: 30.16 (3)	0.87 1.88				
4	14	FALAT Matej	SVK	Run 1: Int1: 19.97 (7) Fin: 50.05 (4)	I1-Fin: 30.08 (2)	1.23 2.16				
4	7	BUFFET Robin	FRA	Run 1: Int1: 19.81 (5) Fin: 50.05 (4)	I1-Fin: 30.24 (4)	1.07 2.16				
6	4	NAKAMURA Shun	JPN	Run 1: Int1: 20.08 (11) Fin: 50.44 (6)	I1-Fin: 30.36 (5)	1.34 2.55				
7	3	BONER Sandro	SUI	Run 1: Int1: 20.03 (9) Fin: 50.55 (7)	I1-Fin: 30.52 (7)	1.29 2.66				
8	13	MUELLER Joel	SUI	Run 1: Int1: 19.98 (8) Fin: 50.64 (8)	I1-Fin: 30.66 (10)	1.24 2.75				
9	19	LEITGEB Richard	AUT	Run 1: Int1: 19.76 (4) Fin: 50.67 (9)	I1-Fin: 30.91 (12)	1.02 2.78				
10	16	CARRERAS Pol	ESP	Run 1: Int1: 19.84 (6) Fin: 50.75 (10)	I1-Fin: 30.91 (12)	1.10 2.86				
11	1	BUSENGDAL Vegard	NOR	Run 1: Int1: 20.27 (12) Fin: 50.82 (11)	I1-Fin: 30.55 (9)	1.53 2.93				
12	10	JOHANSSON Emil	SWE	Run 1: Int1: 20.34 (14) Fin: 50.86 (12)	I1-Fin: 30.52 (7)	1.60 2.97				
13	38	PUENTE TASIAS Alex	ESP	Run 1: Int1: 20.36 (15) Fin: 51.28 (13)	I1-Fin: 30.92 (14)	1.62 3.39				
14	34	MOUGEL Youri	FRA	Run 1: Int1: 20.42 (16) Fin: 51.29 (14)	I1-Fin: 30.87 (11)	1.68 3.40				
15	41	DEL CAMPO Juan	ESP	Run 1: Int1: 20.27 (12) Fin: 51.47 (15)	I1-Fin: 31.20 (16)	1.53 3.58				
16	32	ZIKA Adam	CZE	Run 1: Int1: 20.52 (17) Fin: 51.75 (16)	I1-Fin: 31.23 (17)	1.78 3.86				
17	31	VON GRUENIGEN Noel	SUI	Run 1: Int1: 20.63 (18) Fin: 51.90 (17)	I1-Fin: 31.27 (18)	1.89 4.01				
18	6	HORNER Sean	USA	Run 1: Int1: 20.06 (10) Fin: 51.95 (18)	I1-Fin: 31.89 (20)	1.32 4.06				
19	49	ALAYRACH Josh	AND	Run 1: Int1: 21.08 (26) Fin: 52.00 (19)	I1-Fin: 30.92 (14)	2.34 4.11				
20	39	ALLEGRE Nils	FRA	Run 1: Int1: 20.71 (20) Fin: 52.07 (20)	I1-Fin: 31.36 (19)	1.97 4.18				
21	17	MIYAMOTO Shinya	JPN	Run 1: Int1: 20.82 (22) Fin: 53.50 (21)	I1-Fin: 32.68 (23)	2.08 5.61				
22	30	LEEVEER Alex	USA	Run 1: Int1: 21.02 (24) Fin: 53.63 (22)	I1-Fin: 32.61 (22)	2.28 5.74				



Performance Analysis by Rank

Number of Competitors: 39, Number of Countries: 19

Rank	Bib	Name	Country Code	Positions			Partials			Difference Time
				Run 1: Pos	Int1: Time	Rank	Pos	Time	Rank	
23	84	BERGER Kristoffer	NOR	Run 1: 21.21 (27)	Int1: 53.64 (23)	Fin: 53.64 (23)	I1-Fin: 32.43 (21)	32.43 (21)	2.47 5.75	
24	25	HIETANEN Kasper	FIN	Run 1: 21.02 (24)	Int1: 53.74 (24)	Fin: 53.74 (24)	I1-Fin: 32.72 (24)	32.72 (24)	2.28 5.85	
25	36	BINDERITSCH Bernhard	AUT	Run 1: 20.79 (21)	Int1: 53.95 (25)	Fin: 53.95 (25)	I1-Fin: 33.16 (28)	33.16 (28)	2.05 6.06	
26	58	PATRICKSSON Axel	NOR	Run 1: 20.95 (23)	Int1: 54.10 (26)	Fin: 54.10 (26)	I1-Fin: 33.15 (27)	33.15 (27)	2.21 6.21	
27	80	LAJOIE Vincent	CAN	Run 1: 21.24 (28)	Int1: 54.37 (27)	Fin: 54.37 (27)	I1-Fin: 33.13 (26)	33.13 (26)	2.50 6.48	
28	60	EFIMOV Simon	RUS	Run 1: 21.62 (33)	Int1: 54.67 (28)	Fin: 54.67 (28)	I1-Fin: 33.05 (25)	33.05 (25)	2.88 6.78	
29	79	SOLSONA Robert	AND	Run 1: 21.58 (32)	Int1: 55.12 (29)	Fin: 55.12 (29)	I1-Fin: 33.54 (29)	33.54 (29)	2.84 7.23	
30	67	KLUSAK Jakub	POL	Run 1: 21.46 (31)	Int1: 55.34 (30)	Fin: 55.34 (30)	I1-Fin: 33.88 (30)	33.88 (30)	2.72 7.45	
31	73	SIRAN Vladimir	SVK	Run 1: 21.28 (29)	Int1: 55.40 (31)	Fin: 55.40 (31)	I1-Fin: 34.12 (31)	34.12 (31)	2.54 7.51	
32	61	HYSKA Martin	SVK	Run 1: 21.75 (34)	Int1: 56.07 (32)	Fin: 56.07 (32)	I1-Fin: 34.32 (32)	34.32 (32)	3.01 8.18	
33	47	TOUTANT Simon-Claude	CAN	Run 1: 21.38 (30)	Int1: 56.35 (33)	Fin: 56.35 (33)	I1-Fin: 34.97 (34)	34.97 (34)	2.64 8.46	
34	75	BLACK Graham	USA	Run 1: 22.50 (35)	Int1: 57.05 (34)	Fin: 57.05 (34)	I1-Fin: 34.55 (33)	34.55 (33)	3.76 9.16	
35	90	TUMAS Aivaras	LTU	Run 1: 23.15 (37)	Int1: 58.25 (35)	Fin: 58.25 (35)	I1-Fin: 35.10 (35)	35.10 (35)	4.41 10.36	
36	92	CHERTSIN Daniil	BLR	Run 1: 22.98 (36)	Int1: 58.94 (36)	Fin: 58.94 (36)	I1-Fin: 35.96 (36)	35.96 (36)	4.24 11.05	
37	96	KOVBASNYUK Taras	UKR	Run 1: 24.55 (39)	Int1: 1:01.75 (37)	Fin: 1:01.75 (37)	I1-Fin: 37.20 (37)	37.20 (37)	5.81 13.86	
38	91	MARIICHYN Andriy	UKR	Run 1: 24.13 (38)	Int1: 1:04.10 (38)	Fin: 1:04.10 (38)	I1-Fin: 39.97 (38)	39.97 (38)	5.39 16.21	
39	27	SHIFFRIN Taylor	USA	Run 1: 20.63 (18)	Int1: 1:15.94 (39)	Fin: 1:15.94 (39)	I1-Fin: 55.31 (39)	55.31 (39)	1.89 28.05	

LEGEND

Fin Finish

Int1 Intermediate 1

Pos Intermediate position Int Intermediate

14 FEB 2015 / Sierra Nevada (ESP) / 1446

ASM020101_77A 1.0

Report Created SAT 14 FEB 2015 11:48

Page 2/2



Start List

Jury		
TD FIS	CINGOLANI Ernesto	ARG
Referee	KRANJC Matjaz	FSU
Chief of Race	FRIAS Jose	ESP
Start Referee	ORTIZ Isabel	ESP
Finish Referee	OSUNA Jose Miguel	ESP

Technical Data	
Course Name	Universiada
Start Altitude	2525 m
Finish Altitude	2350 m
Vertical Drop	175 m
Homologation Number	10994/09/13

Race Information Run 1		
Course Setter	BRENIER Sebastien	FRA
Number of Gates	56	
Turning Gates	53	
Start Time	10:00	
Forerunners	A - I. LINACISORO	ESP
	B - H. GUERRERO	CHI
	C - F. CARRERO	ESP
	D - A. OLLER	ESP
	E - A. VALERO	ESP

Race Information Run 2		
Course Setter	ANTIOSOV Timofei	RUS
Number of Gates	55	
Turning Gates	54	
Start Time	14:00	
Forerunners	A - I. LINACISORO	ESP
	B - H. GUERRERO	CHI
	C - F. CARRERO	ESP
	D - A. OLLER	ESP
	E - A. VALERO	ESP

Number of Competitors: 39, Number of Countries: 19

Start Order	Bib	FIS Code	Name	YB	Country Code	Run 1	Diff.	Rank	Run 2	Total
1	67	430550	KLUSAK Jakub	1995	POL	55.34	7.45	30		
2	79	20392	SOLSONA Robert	1995	AND	55.12	7.23	29		
3	60	481785	EFIMOV Simon	1996	RUS	54.67	6.78	28		
4	80	103984	LAJOIE Vincent	1993	CAN	54.37	6.48	27		
5	58	422112	PATRICKSSON Axel William	1992	NOR	54.10	6.21	26		
6	36	54242	BINDERITSCH Bernhard	1994	AUT	53.95	6.06	25		
7	25	180667	HIETANEN Kasper	1991	FIN	53.74	5.85	24		
8	84	422195	BERGER Kristoffer	1993	NOR	53.64	5.75	23		
9	30	6531160	LEEVEER Alex	1995	USA	53.63	5.74	22		
10	17	303865	MIYAMOTO Shinya	1992	JPN	53.50	5.61	21		
11	39	194858	ALLEGRE Nils	1994	FRA	52.07	4.18	20		
12	49	20388	ALAYRACH Josh	1995	AND	52.00	4.11	19		
13	6	934534	HORNER Sean	1991	USA	51.95	4.06	18		
14	31	512120	VON GRUENIGEN Noel	1995	SUI	51.90	4.01	17		
15	32	150834	ZIKA Adam	1989	CZE	51.75	3.86	16		
16	41	491853	DEL CAMPO Juan	1994	ESP	51.47	3.58	15		
17	34	194676	MOUGEL Youri	1993	FRA	51.29	3.40	14		
18	38	491876	PUENTE TASIAS Alex	1994	ESP	51.28	3.39	13		
19	10	501351	JOHANSSON Emil	1988	SWE	50.86	2.97	12		
20	1	422248	BUSENGDAL Vegard	1993	NOR	50.82	2.93	11		
21	16	491356	CARRERAS Pol	1990	ESP	50.75	2.86	10		
22	19	54233	LEITGEB Richard	1994	AUT	50.67	2.78	9		
23	13	511895	MUELLER Joel	1992	SUI	50.64	2.75	8		
24	3	511504	BONER Sandro	1988	SUI	50.55	2.66	7		

14 FEB 2015 / Sierra Nevada (ESP) / 1446



Start List

Number of Competitors: 39, Number of Countries: 19

Start Order	Bib	FIS Code	Name	YB	Country Code	Run 1	Diff.	Rank	Run 2	Total
25	4	304535	NAKAMURA Shun	1995	JPN	50.44	2.55	6	_____	_____
26	7	194262	BUFFET Robin	1991	FRA	50.05	2.16	4	_____	_____
27	14	700868	FALAT Matej	1993	SVK	50.05	2.16	4	_____	_____
28	5	561146	MLINSEK Filip	1988	SLO	49.77	1.88	3	_____	_____
29	2	194664	RIZZO Maxime	1993	FRA	49.24	1.35	2	_____	_____
30	8	511902	ZENHAEUSERN Ramon	1992	SUI	47.89	0.00	1	_____	_____
31	73	700851	SIRAN Vladimir	1991	SVK	55.40	7.51	31	_____	_____
32	61	700901	HYSKA Martin	1994	SVK	56.07	8.18	32	_____	_____
33	47	103751	TOUTANT Simon-Claude	1991	CAN	56.35	8.46	33	_____	_____
34	75	6530580	BLACK Graham	1993	USA	57.05	9.16	34	_____	_____
35	90	780012	TUMAS Aivaras	1995	LTU	58.25	10.36	35	_____	_____
36	92	660023	CHERTSIN Daniil	1997	BLR	58.94	11.05	36	_____	_____
37	96	690752	KOVBASNYUK Taras	1997	UKR	1:01.75	13.86	37	_____	_____
38	91	690732	MARIICHYN Andriy	1995	UKR	1:04.10	16.21	38	_____	_____
39	27	6530167	SHIFFRIN Taylor	1992	USA	1:15.94	28.05	39	_____	_____

LEGEND

YB Year of Birth

14 FEB 2015 / Sierra Nevada (ESP) / 1446

ASM020102_51B 2.0

Report Created SAT 14 FEB 2015 13:48

Page 2/2



Official Result List

Jury		
TD FIS	CINGOLANI Ernesto	ARG
Referee	KRANJC Matjaz	FSU
Chief of Race	FRIAS Jose	ESP
Start Referee	ORTIZ Isabel	ESP
Finish Referee	OSUNA Jose Miguel	ESP

Technical Data	
Course Name	Universiada
Start Altitude	2525 m
Finish Altitude	2350 m
Vertical Drop	175 m
Homologation Number	10994/09/13

Race Information Run 1		
Course Setter	BRENIER Sebastien	FRA
Number of Gates	56	
Turning Gates	53	
Start Time	10:00	
Forerunners	A - I. LINACISORO	ESP
	B - H. GUERRERO	CHI
	C - F. CARRERO	ESP
	D - A. OLLER	ESP
	E - A. VALERO	ESP

Race Information Run 2		
Course Setter	ANTIOSOV Timofei	RUS
Number of Gates	55	
Turning Gates	54	
Start Time	14:00	
Forerunners	A - I. LINACISORO	ESP
	B - H. GUERRERO	CHI
	C - F. CARRERO	ESP
	D - A. OLLER	ESP
	E - A. VALERO	ESP

Weather: PARTLY CLOUDY Snow: SOFT Temperature - Start: -4.0 °C / 24.8 °F Finish: -4.0 °C / 24.8 °F F-factor: 720

Number of Competitors: 96, Number of Countries: 27

Rank	Bib	FIS Code	Name	YB	Country Code	Run 1		Run 2		Total	Diff.	Race Points
						Time	Rank	Time	Rank			
1	8	511902	ZENHAEUSERN Ramon	1992	SUI	47.89	(1)	47.97	(1)	1:35.86		0.00
2	14	700868	FALAT Matej	1993	SVK	50.05	(4)	49.49	(5)	1:39.54	3.68	27.64
3	5	561146	MLINSEK Filip	1988	SLO	49.77	(3)	49.82	(8)	1:39.59	3.73	28.02
4	7	194262	BUFFET Robin	1991	FRA	50.05	(4)	50.25	(14)	1:40.30	4.44	33.35
5	10	501351	JOHANSSON Emil	1988	SWE	50.86	(12)	49.72	(7)	1:40.58	4.72	35.45
6	4	304535	NAKAMURA Shun	1995	JPN	50.44	(6)	50.28	(15)	1:40.72	4.86	36.50
7	16	491356	CARRERAS Pol	1990	ESP	50.75	(10)	50.03	(9)	1:40.78	4.92	36.95
8	34	194676	MOUGEL Youri	1993	FRA	51.29	(14)	49.70	(6)	1:40.99	5.13	38.53
9	3	511504	BONER Sandro	1988	SUI	50.55	(7)	50.49	(19)	1:41.04	5.18	38.91
10	19	54233	LEITGEB Richard	1994	AUT	50.67	(9)	50.39	(17)	1:41.06	5.20	39.06
11	31	512120	VON GRUENIGEN Noel	1995	SUI	51.90	(17)	49.40	(3)	1:41.30	5.44	40.86
12	39	194858	ALLEGRE Nils	1994	FRA	52.07	(20)	49.25	(2)	1:41.32	5.46	41.01
13	32	150834	ZIKA Adam	1989	CZE	51.75	(16)	50.12	(11)	1:41.87	6.01	45.14
14	6	934534	HORNER Sean	1991	USA	51.95	(18)	50.42	(18)	1:42.37	6.51	48.90
15	36	54242	BINDERITSCH Bernhard	1994	AUT	53.95	(25)	49.47	(4)	1:43.42	7.56	56.78
16	17	303865	MIYAMOTO Shinya	1992	JPN	53.50	(21)	50.35	(16)	1:43.85	7.99	60.01
17	84	422195	BERGER Kristoffer	1993	NOR	53.64	(23)	50.23	(12)	1:43.87	8.01	60.16
18	30	6531160	LEEVEER Alex	1995	USA	53.63	(22)	51.02	(20)	1:44.65	8.79	66.02
19	60	481785	EFIMOV Simon	1996	RUS	54.67	(28)	50.23	(12)	1:44.90	9.04	67.90

#942 _____



Official Result List

Number of Competitors: 96, Number of Countries: 27

Rank	Bib	FIS Code	Name	YB	Country Code	Run 1		Run 2		Total	Diff.	Race Points
						Time	Rank	Time	Rank			
20	67	430550	KLUSAK Jakub	1995	POL	55.34	(30)	50.07	(10)	1:45.41	9.55	71.73
21	61	700901	HYSKA Martin	1994	SVK	56.07	(32)	52.00	(22)	1:48.07	12.21	91.71
22	47	103751	TOUTANT Simon-Claude	1991	CAN	56.35	(33)	52.01	(23)	1:48.36	12.50	93.89
23	58	422112	PATRICKSSON Axel William	1992	NOR	54.10	(26)	55.77	(25)	1:49.87	14.01	105.23
24	75	6530580	BLACK Graham	1993	USA	57.05	(34)	54.11	(24)	1:51.16	15.30	114.92
25	90	780012	TUMAS Aivaras	1995	LTU	58.25	(35)	57.15	(26)	1:55.40	19.54	146.76
26	96	690752	KOVBASNYUK Taras	1997	UKR	1:01.75	(37)	59.85	(28)	2:01.60	25.74	193.33
27	91	690732	MARIICHYN Andriy	1995	UKR	1:04.10	(38)	57.57	(27)	2:01.67	25.81	193.86
28	27	6530167	SHIFFRIN Taylor	1992	USA	1:15.94	(39)	51.17	(21)	2:07.11	31.25	234.72

DID NOT START RUN 1: 4 competitors

15	180631	PENTTINEN Juho-Pekka	1991	FIN
51	151110	STEPAN Martin	1995	CZE
71	151060	PAULUS Daniel	1994	CZE
85	150852	WALIGORA Michael	1990	CZE

DID NOT FINISH RUN 1: 53 competitors

9	501983	STEIN-LAGERHEIM Casper	1994	SWE
11	990051	BOSCA Giulio	1990	ITA
12	92673	NUSHEV Georgi	1995	BUL
18	690616	TENTORI Michelangelo	1991	ITA
20	6190131	BERLA Franck	1995	FRA
21	561296	SPIK Jakob	1994	SLO
22	511867	NOGER Cedric	1992	SUI
23	6290764	RIORDA Luca	1993	ITA
24	501542	KAHRE Rickard	1991	SWE
26	60236	VAN DEN BROECKE Dries	1995	BEL
28	501903	CASSMAN Anton	1993	SWE
29	934547	MARNO Max	1991	USA
33	690208	DELSANTE Rocco	1991	ITA
35	221112	MOYNIHAN Nicholas	1994	GBR
37	54070	HERZOG David	1992	AUT
40	194686	FABRE Jonas	1993	FRA
42	502000	ASK Jesper	1994	SWE
43	103855	RIVET Philippe	1992	CAN
44	481428	NOVIKOV Vladislav	1993	RUS
45	20378	ESTEVE Axel	1994	AND
46	481463	PYASIK Evgenij	1993	RUS
48	501436	ERIKSSON Jakob	1990	SWE
50	103953	CARRY Roger	1993	CAN
52	54237	WIMMLER Maximilian	1994	AUT
53	320391	KIM Dong-Woo	1995	KOR

#942 _____



Official Result List

Number of Competitors: 96, Number of Countries: 27

Rank	Bib	FIS Code	Name	YB	Country Code	Run 1	Run 2	Total	Diff.	Race Points
						Time Rank	Time Rank			
	54	320385	KIM Hyeon-Soo	1995	KOR					
	55	430466	GARNIEWICZ Mateusz	1990	POL					
	56	700820	RAZUS Martin	1989	SVK					
	57	6530168	SMITH Cameron	1992	USA					
	59	320389	HONG Dong-Kwan	1995	KOR					
	62	510508	BONER Patrick	1989	SUI					
	63	180704	PELTOLA Kalle	1993	FIN					
	64	561278	REICH - POGLADIC Andraz	1993	SLO					
	65	430610	STARZYK Pawel	1993	POL					
	66	561304	CAS Jure	1994	SLO					
	68	320323	KIM Seul-Kyung	1991	KOR					
	69	481549	STUKOV Maksim	1994	RUS					
	70	104015	SCHUESSLER BEDARD W.	1993	CAN					
	72	320390	LEE Jang-Woo	1995	KOR					
	74	6290394	CHIAPPA Alberto	1992	ITA					
	76	20386	PUIG DAVI Arnau	1994	AND					
	77	6290575	MONACI Pierfrancesco	1994	ITA					
	78	320379	CHOI Chang-Hyun	1994	KOR					
	81	481649	SMOLENSKIY Anton	1995	RUS					
	82	481599	TULUPOV Evgenij	1995	RUS					
	83	520125	TAS Levent	1991	TUR					
	86	660021	DANILOCHKIN Yuri	1991	BLR					
	87	680062	NATADZE Shota	1996	GEO					
	88	520100	SIMSEK Emre	1987	TUR					
	89	120055	WANG Yu	1994	CHN					
	93	690721	HAM Ihor	1995	UKR					
	94	561316	RUPNIK Domen	1995	SLO					
	95	120046	LV Wenqiang	1989	CHN					

DID NOT START RUN 2: 1 competitor

73	700851	SIRAN Vladimir	1991	SVK
----	--------	-----------------------	------	-----

DID NOT FINISH RUN 2: 9 competitors

1	422248	BUSEGDAL Vegard	1993	NOR
2	194664	RIZZO Maxime	1993	FRA
13	511895	MUELLER Joel	1992	SUI
25	180667	HIETANEN Kasper	1991	FIN
38	491876	PUENTE TASIAS Alex	1994	ESP
41	491853	DEL CAMPO Juan	1994	ESP
49	20388	ALAYRACH Josh	1995	AND
79	20392	SOLSONA Robert	1995	AND
80	103984	LAJOIE Vincent	1993	CAN

#942



Official Result List

Number of Competitors: 96, Number of Countries: 27

Rank	Bib	FIS Code	Name	YB	Country Code	Run 1	Run 2	Total	Diff.	Race Points
						Time Rank	Time Rank			

DISQUALIFIED RUN 2: 1 competitor

92	660023	CHERTSIN Daniil	1997	BLR	Gate 24	Rule 629.3
----	--------	------------------------	------	-----	---------	------------

Reason for disqualification:

629.3 Does not pass through the gate correctly

Technical Delegate:
CINGOLANI Ernesto (ARG) #942

LEGEND

YB Year of Birth

14 FEB 2015 / Sierra Nevada (ESP) / 1446



Performance Analysis by Rank

Number of Competitors: 28, Number of Countries: 16

Rank	Bib	Name	Country Code	Positions			Partials			Difference
				Pos	Time	Rank	Pos	Time	Rank	Time
1	8	ZENHAEUSERN Ramon	SUI	Run 1:	Int1: 19.23 (1)		I1-Fin: 28.66 (1)		0.49	
					Fin: 47.89 (1)				0.00	
				Run 2:	Int1: 19.26 (1)		I1-Fin: 28.71 (1)		0.00	
					Fin: 47.97 (1)				0.00	
		Total:	Int1: 1:07.15 (1)				0.00			
				Fin: 1:35.86 (1)				0.00		
2	14	FALAT Matej	SVK	Run 1:	Int1: 19.97 (6)		I1-Fin: 30.08 (2)		1.23	
					Fin: 50.05 (3)				2.16	
				Run 2:	Int1: 19.92 (12)		I1-Fin: 29.57 (2)		0.66	
					Fin: 49.49 (5)				1.52	
		Total:	Int1: 1:09.97 (3)				2.82			
				Fin: 1:39.54 (2)				3.68		
3	5	MLINSEK Filip	SLO	Run 1:	Int1: 19.61 (2)		I1-Fin: 30.16 (3)		0.87	
					Fin: 49.77 (2)				1.88	
				Run 2:	Int1: 19.94 (14)		I1-Fin: 29.88 (7)		0.68	
					Fin: 49.82 (8)				1.85	
		Total:	Int1: 1:09.71 (2)				2.56			
				Fin: 1:39.59 (3)				3.73		
4	7	BUFFET Robin	FRA	Run 1:	Int1: 19.81 (4)		I1-Fin: 30.24 (4)		1.07	
					Fin: 50.05 (3)				2.16	
				Run 2:	Int1: 20.07 (15)		I1-Fin: 30.18 (13)		0.81	
					Fin: 50.25 (14)				2.28	
		Total:	Int1: 1:10.12 (4)				2.97			
				Fin: 1:40.30 (4)				4.44		
5	10	JOHANSSON Emil	SWE	Run 1:	Int1: 20.34 (10)		I1-Fin: 30.52 (6)		1.60	
					Fin: 50.86 (9)				2.97	
				Run 2:	Int1: 19.82 (8)		I1-Fin: 29.90 (9)		0.56	
					Fin: 49.72 (7)				1.75	
		Total:	Int1: 1:10.68 (8)				3.53			
				Fin: 1:40.58 (5)				4.72		
6	4	NAKAMURA Shun	JPN	Run 1:	Int1: 20.08 (9)		I1-Fin: 30.36 (5)		1.34	
					Fin: 50.44 (5)				2.55	
				Run 2:	Int1: 20.07 (15)		I1-Fin: 30.21 (14)		0.81	
					Fin: 50.28 (15)				2.31	
		Total:	Int1: 1:10.51 (6)				3.36			
				Fin: 1:40.72 (6)				4.86		
7	16	CARRERAS Pol	ESP	Run 1:	Int1: 19.84 (5)		I1-Fin: 30.91 (9)		1.10	
					Fin: 50.75 (8)				2.86	
				Run 2:	Int1: 19.86 (10)		I1-Fin: 30.17 (12)		0.60	
					Fin: 50.03 (9)				2.06	
		Total:	Int1: 1:10.61 (7)				3.46			
				Fin: 1:40.78 (7)				4.92		



Performance Analysis by Rank

Number of Competitors: 28, Number of Countries: 16

Rank	Bib	Name	Country Code	Positions			Partials			Difference
				Pos	Time	Rank	Pos	Time	Rank	Time
8	34	MOUGEL Youri	FRA	Run 1:	Int1:	20.42 (11)	I1-Fin:	30.87 (8)	1.68	
					Fin:	51.29 (10)				3.40
				Run 2:	Int1:	19.81 (6)	I1-Fin:	29.89 (8)	0.55	
					Fin:	49.70 (6)				1.73
Total:	Int1:	1:11.10 (10)			3.95					
		Fin:	1:40.99 (8)			5.13				
9	3	BONER Sandro	SUI	Run 1:	Int1:	20.03 (7)	I1-Fin:	30.52 (6)	1.29	
					Fin:	50.55 (6)				2.66
				Run 2:	Int1:	19.91 (11)	I1-Fin:	30.58 (20)	0.65	
					Fin:	50.49 (19)				2.52
Total:	Int1:	1:10.46 (5)			3.31					
		Fin:	1:41.04 (9)			5.18				
10	19	LEITGEB Richard	AUT	Run 1:	Int1:	19.76 (3)	I1-Fin:	30.91 (9)	1.02	
					Fin:	50.67 (7)				2.78
				Run 2:	Int1:	20.39 (20)	I1-Fin:	30.00 (11)	1.13	
					Fin:	50.39 (17)				2.42
Total:	Int1:	1:11.06 (9)			3.91					
		Fin:	1:41.06 (10)			5.20				
11	31	VON GRUENIGEN Noel	SUI	Run 1:	Int1:	20.63 (13)	I1-Fin:	31.27 (12)	1.89	
					Fin:	51.90 (12)				4.01
				Run 2:	Int1:	19.83 (9)	I1-Fin:	29.57 (2)	0.57	
					Fin:	49.40 (3)				1.43
Total:	Int1:	1:11.73 (12)			4.58					
		Fin:	1:41.30 (11)			5.44				
12	39	ALLEGRE Nils	FRA	Run 1:	Int1:	20.71 (15)	I1-Fin:	31.36 (13)	1.97	
					Fin:	52.07 (14)				4.18
				Run 2:	Int1:	19.60 (2)	I1-Fin:	29.65 (4)	0.34	
					Fin:	49.25 (2)				1.28
Total:	Int1:	1:11.67 (11)			4.52					
		Fin:	1:41.32 (12)			5.46				
13	32	ZIKA Adam	CZE	Run 1:	Int1:	20.52 (12)	I1-Fin:	31.23 (11)	1.78	
					Fin:	51.75 (11)				3.86
				Run 2:	Int1:	20.31 (18)	I1-Fin:	29.81 (6)	1.05	
					Fin:	50.12 (11)				2.15
Total:	Int1:	1:12.06 (14)			4.91					
		Fin:	1:41.87 (13)			6.01				
14	6	HORNER Sean	USA	Run 1:	Int1:	20.06 (8)	I1-Fin:	31.89 (14)	1.32	
					Fin:	51.95 (13)				4.06
				Run 2:	Int1:	20.10 (17)	I1-Fin:	30.32 (16)	0.84	
					Fin:	50.42 (18)				2.45
Total:	Int1:	1:12.05 (13)			4.90					
		Fin:	1:42.37 (14)			6.51				



Performance Analysis by Rank

Number of Competitors: 28, Number of Countries: 16

Rank	Bib	Name	Country Code	Positions			Partials			Difference
				Pos	Time	Rank	Pos	Time	Rank	Time
15	36	BINDERITSCH Bernhard	AUT	Run 1:	Int1:	20.79 (16)	I1-Fin:	33.16 (20)	2.05	
					Fin:	53.95 (18)				6.06
				Run 2:	Int1:	19.81 (6)	I1-Fin:	29.66 (5)	0.55	
					Fin:	49.47 (4)				1.50
	Total:	Int1:	1:13.76 (17)			6.61				
				Fin:	1:43.42 (15)			7.56		
16	17	MIYAMOTO Shinya	JPN	Run 1:	Int1:	20.82 (17)	I1-Fin:	32.68 (17)	2.08	
					Fin:	53.50 (15)				5.61
				Run 2:	Int1:	19.93 (13)	I1-Fin:	30.42 (17)	0.67	
					Fin:	50.35 (16)				2.38
	Total:	Int1:	1:13.43 (15)			6.28				
				Fin:	1:43.85 (16)			7.99		
17	84	BERGER Kristoffer	NOR	Run 1:	Int1:	21.21 (20)	I1-Fin:	32.43 (15)	2.47	
					Fin:	53.64 (17)				5.75
				Run 2:	Int1:	19.80 (5)	I1-Fin:	30.43 (18)	0.54	
					Fin:	50.23 (12)				2.26
	Total:	Int1:	1:13.44 (16)			6.29				
				Fin:	1:43.87 (17)			8.01		
18	30	LEEVEER Alex	USA	Run 1:	Int1:	21.02 (19)	I1-Fin:	32.61 (16)	2.28	
					Fin:	53.63 (16)				5.74
				Run 2:	Int1:	20.56 (21)	I1-Fin:	30.46 (19)	1.30	
					Fin:	51.02 (20)				3.05
	Total:	Int1:	1:14.19 (19)			7.04				
				Fin:	1:44.65 (18)			8.79		
19	60	EFIMOV Simon	RUS	Run 1:	Int1:	21.62 (23)	I1-Fin:	33.05 (18)	2.88	
					Fin:	54.67 (20)				6.78
				Run 2:	Int1:	20.32 (19)	I1-Fin:	29.91 (10)	1.06	
					Fin:	50.23 (12)				2.26
	Total:	Int1:	1:14.99 (20)			7.84				
				Fin:	1:44.90 (19)			9.04		
20	67	KLUSAK Jakub	POL	Run 1:	Int1:	21.46 (22)	I1-Fin:	33.88 (21)	2.72	
					Fin:	55.34 (21)				7.45
				Run 2:	Int1:	19.77 (3)	I1-Fin:	30.30 (15)	0.51	
					Fin:	50.07 (10)				2.10
	Total:	Int1:	1:15.11 (21)			7.96				
				Fin:	1:45.41 (20)			9.55		
21	61	HYSKA Martin	SVK	Run 1:	Int1:	21.75 (24)	I1-Fin:	34.32 (22)	3.01	
					Fin:	56.07 (22)				8.18
				Run 2:	Int1:	20.60 (23)	I1-Fin:	31.40 (23)	1.34	
					Fin:	52.00 (22)				4.03
	Total:	Int1:	1:16.67 (22)			9.52				
				Fin:	1:48.07 (21)			12.21		



Performance Analysis by Rank

Number of Competitors: 28, Number of Countries: 16

Rank	Bib	Name	Country Code	Positions			Partials			Difference
				Pos	Time	Rank	Pos	Time	Rank	Time
22	47	TOUTANT Simon-Claude	CAN	Run 1:	Int1:	21.38 (21)	I1-Fin:	34.97 (24)	2.64	
					Fin:	56.35 (23)				8.46
				Run 2:	Int1:	20.76 (24)	I1-Fin:	31.25 (22)	1.50	
					Fin:	52.01 (23)				4.04
Total:	Int1:	1:17.11 (23)			9.96					
		Fin:	1:48.36 (22)			12.50				
23	58	PATRICKSSON Axel	NOR	Run 1:	Int1:	20.95 (18)	I1-Fin:	33.15 (19)	2.21	
					Fin:	54.10 (19)				6.21
				Run 2:	Int1:	19.79 (4)	I1-Fin:	35.98 (27)	0.53	
					Fin:	55.77 (25)				7.80
Total:	Int1:	1:13.89 (18)			6.74					
		Fin:	1:49.87 (23)			14.01				
24	75	BLACK Graham	USA	Run 1:	Int1:	22.50 (25)	I1-Fin:	34.55 (23)	3.76	
					Fin:	57.05 (24)				9.16
				Run 2:	Int1:	21.57 (25)	I1-Fin:	32.54 (24)	2.31	
					Fin:	54.11 (24)				6.14
Total:	Int1:	1:18.62 (24)			11.47					
		Fin:	1:51.16 (24)			15.30				
25	90	TUMAS Aivaras	LTU	Run 1:	Int1:	23.15 (26)	I1-Fin:	35.10 (25)	4.41	
					Fin:	58.25 (25)				10.36
				Run 2:	Int1:	23.22 (26)	I1-Fin:	33.93 (25)	3.96	
					Fin:	57.15 (26)				9.18
Total:	Int1:	1:21.47 (25)			14.32					
		Fin:	1:55.40 (25)			19.54				
26	96	KOVBASNYUK Taras	UKR	Run 1:	Int1:	24.55 (28)	I1-Fin:	37.20 (26)	5.81	
					Fin:	1:01.75 (26)				13.86
				Run 2:	Int1:	23.86 (28)	I1-Fin:	35.99 (28)	4.60	
					Fin:	59.85 (28)				11.88
Total:	Int1:	1:25.61 (26)			18.46					
		Fin:	2:01.60 (26)			25.74				
27	91	MARIICHYN Andriy	UKR	Run 1:	Int1:	24.13 (27)	I1-Fin:	39.97 (27)	5.39	
					Fin:	1:04.10 (27)				16.21
				Run 2:	Int1:	23.47 (27)	I1-Fin:	34.10 (26)	4.21	
					Fin:	57.57 (27)				9.60
Total:	Int1:	1:27.57 (27)			20.42					
		Fin:	2:01.67 (27)			25.81				
28	27	SHIFFRIN Taylor	USA	Run 1:	Int1:	20.63 (13)	I1-Fin:	55.31 (28)	1.89	
					Fin:	1:15.94 (28)				28.05
				Run 2:	Int1:	20.58 (22)	I1-Fin:	30.59 (21)	1.32	
					Fin:	51.17 (21)				3.20
Total:	Int1:	1:36.52 (28)			29.37					
		Fin:	2:07.11 (28)			31.25				

LEGEND

Fin Finish

Int1 Intermediate 1

Pos Intermediate position Int Intermediate

14 FEB 2015 / Sierra Nevada (ESP) / 1446



WINTER
UNIVERSIADE
GRANADA 2015



RESULT BOOK

ALPINE SKIING

Men's Combined Classification



Medallists

Medal	Name	Country
GOLD	BONER Sandro	SUI - Switzerland
SILVER	ZIKA Adam	CZE - Czech Republic
BRONZE	TENTORI Michelangelo	ITA - Italy



Official Results

Rank	FIS Code	Name	Country Code	SG pts	AC pts	GS pts	SL pts	Tot points
1	511504	BONER Sandro	SUI	110	120	90	94	414
2	150834	ZIKA Adam	CZE	81	96	79	88	344
3	690616	TENTORI Michelangelo	ITA	120	79	120		319
4	700868	FALAT Matej	SVK	88	110		115	313
5	430550	KLUSAK Jakub	POL	78	89	63	81	311
6	6290764	RIORDA Luca	ITA	92	106	85		283
7	194676	MOUGEL Youri	FRA	83	89		96	268
8	690732	MARIICHYN Andriy	UKR	60	75	51	74	260
9	660021	DANILOCHKIN Yuri	BLR	86	92	64		242
10	303865	MIYAMOTO Shinya	JPN	73	78		85	236
11	700851	SIRAN Vladimir	SVK	71	87	75		233
12	481599	TULUPOV Evgenij	RUS	81	90	61		232
13	430466	GARNIEWICZ Mateusz	POL	76	82	65		223
14	6530580	BLACK Graham	USA	78		59	77	214
15	690752	KOVBASNYUK Taras	UKR	61	74		75	210
15	481785	EFIMOV Simon	RUS	70		58	82	210



Official Communication

Schedule change

Item: 1

Sierra Nevada - Snow Fall

Summary:

Nighttime snowfall led to the cancellation of today's programme

Details:

Universiade 2015 / Alpine Ski
February 4th, 2014.

Official Communication

Due to the heavy snowfall, today's program is CANCELLED.
Today's TCM at 13:00 (CET) is also CANCELLED.
Nobody is allowed to access the race course.

The new program schedule is now as follows:
Feb 05 10:00-12:00 Free Skiing Sierra Nevada
Feb 05 18:30 TCM Granada
Feb 06 10:30 Men's Super G Sierra Nevada / Universiada Slope
Feb 06 15:00 Ladies' Super G Sierra Nevada / Universiada Slope

Marco Cozzi / Ernesto Cingolani, TD L/M

Issued by: M. Cozzi - E. Cingolani, TD
Time: 16:22
Date: 4 Feb 2015

This decision affects: Results
Schedule
Other

Note:
Correction to Ladies' Super-G schedule



Official Communication

Schedule change

Item: 2

Sierra Nevada - Snow Fall

Summary:

Nighttime snowfall

Details:

Universiade 2015 / Alpine Ski
February 12th, 2015.

Official Communication

Due to the snowfall, today's program is changed.

The new program schedule is now as follows:


Feb 12 11:30 Men's Giant Slalom Sierra Nevada / Universiada Slope
Feb 12 15:00 Men's Giant Slalom Sierra Nevada / Universiada Slope

Issued by: TD
Time: 09:48
Date: 12 Feb 2015

This decision affects:

Results	<input type="checkbox"/>
Schedule	<input checked="" type="checkbox"/>
Other	<input type="checkbox"/>

Note:
Correction to Men's Giant Slalom schedule

Timing and Results provided by  **TISSOT**



WINTER
UNIVERSIADE
ŠTRBSKÉ PLESO/OSRBLIE
NORDIC SKIING & BIATHLON
2015



RESULT BOOK
BIATHLON



3	Biathlon	190
3.1	Table of Contents	191
3.2	Competition Schedule	193
3.3	Number of Entries by Country	194
3.4	Entry List by Country	195
3.5	Medallists by Event	199
3.6	Medal Standings	200
3.7	Women's 15 km Individual	201
3.7.1	Start List Summary	202
3.7.2	Final Results	203
3.7.3	Competition Analysis	204
3.7.4	Final Results - Competition Data Summary	211
3.7.5	Medallists	212
3.8	Women's 7.5 km Sprint	213
3.8.1	Start List Summary	214
3.8.2	Final Results	215
3.8.3	Competition Analysis	216
3.8.4	Final Results - Competition Data Summary	222
3.8.5	Medallists	223
3.9	Women's 10 km Pursuit	224
3.9.1	Start List	225
3.9.2	Final Results	226
3.9.3	Competition Analysis	227
3.9.4	Final Results - Competition Data Summary	233
3.9.5	Medallists	234
3.10	Women's 12.5 km Mass Start	235
3.10.1	Qualification Status - Provisional Start List	236
3.10.2	Start List	237
3.10.3	Final Results	238
3.10.4	Competition Analysis	239
3.10.5	Final Results - Competition Data Summary	243
3.10.6	Medallists	244
3.11	Men's 20 km Individual	245
3.11.1	Start List Summary	246
3.11.2	Final Results	247
3.11.3	Competition Analysis	249
3.11.4	Final Results - Competition Data Summary	258
3.11.5	Medallists	259
3.12	Men's 10 km Sprint	260
3.12.1	Start List Summary	261



3.12.2	Final Results	262
3.12.3	Competition Analysis	264
3.12.4	Final Results - Competition Data Summary	271
3.12.5	Medallists	272
3.13	Men's 12.5 km Pursuit	273
3.13.1	Start List	274
3.13.2	Final Results	275
3.13.3	Competition Analysis	277
3.13.4	Final Results - Competition Data Summary	284
3.13.5	Medallists	285
3.14	Men's 15 km Mass Start	286
3.14.1	Qualification Status - Provisional Start List	287
3.14.2	Start List	288
3.14.3	Final Results	289
3.14.4	Competition Analysis	290
3.14.5	Final Results - Competition Data Summary	294
3.14.6	Medallists	295
3.15	Mixed Relay 2x6 km Women + 2x7.5 km Men	296
3.15.1	Start List Summary	297
3.15.2	Final Results	298
3.15.3	Competition Analysis	300
3.15.4	Medallists	306
3.15.5	Final Results - Competition Data Summary	307



Competition Schedule

As of MON 26 JAN 2015

Date	Start Time	Estimated Finish Time	Event
SUN 25 JAN	10:15 13:15	12:10 14:50	Men's 20 km Individual Women 15 km Individual
TUE 27 JAN	9:45 12:35	11:30 14:00	Men's 10 km Sprint Women's 7.5 km Sprint
WED 28 JAN	10:45 12:45	11:30 13:30	Men's 12.5 km Pursuit Women's 10 km Pursuit
FRI 30 JAN	11:00	11:00	Mixed Relay 2x6 km Women + 2x7.5 km Men
SAT 31 JAN	11:00 13:00	11:50 13:50	Men's 15 km Mass Start Women's 12.5 km Mass Start

NOTE

Schedule is subject to change
The zeroing begins one (1) hour before the first start



Number of Entries by Country

As of MON 26 JAN 2015

Country	Men	Women	Total
AUS - Australia	2	1	3
BEL - Belgium	1		1
BLR - Belarus	2	1	3
CAN - Canada	4	2	6
CZE - Czech Republic	3	3	6
ESP - Spain		1	1
FIN - Finland	2	3	5
FRA - France	4	3	7
HUN - Hungary	2		2
ITA - Italy	1	1	2
JPN - Japan	1	1	2
KAZ - Kazakhstan	6	6	12
KOR - Republic of Korea	3	2	5
LAT - Latvia	1		1
NOR - Norway	4	3	7
POL - Poland	5	4	9
RUS - Russian Federation	8	8	16
SVK - Slovakia	5	5	10
TUR - Turkey	2	2	4
UKR - Ukraine	7	6	13
Total athletes:	63	52	115
Total Countries:	19	17	20



Entry List by Country

As of MON 26 JAN 2015

Ctry	Name	IBU ID	Date of Birth
AUS	- Australia		
	COLEBOURN Jillian	F BTAUS20906199501	9 JUN 1995
	FLANAGAN Jeremy	M BTAUS11404199501	14 APR 1995
	GIBSON Alex	M BTAUS11906199401	19 JUN 1994
Total : 3			
BEL	- Belgium		
	DEHOTTAY Loic	M BTBEL12010199501	20 OCT 1995
Total : 1			
BLR	- Belarus		
	LUTSYKOVICH Aliona	F BTBLR21611199201	16 NOV 1992
	ABROMCHYK Aliaksei	M BTBLR11302199101	13 FEB 1991
	RAMANOUSKI Maksim	M BTBLR12311199301	23 NOV 1993
Total : 3			
CAN	- Canada		
	MACCULLOCH Keely	F BTCAN20204199201	2 APR 1992
	PATERSON Jessica	F BTCAN20502199301	5 FEB 1993
	ECCLESTON Sasha	M BTCAN11004199401	10 APR 1994
	GIRARD Evan	M BTCAN11510199301	15 OCT 1993
	MILLS Reagan	M BTCAN10309199601	3 SEP 1996
	WEST Samuel	M BTCAN12110199501	21 OCT 1995
Total : 6			
CZE	- Czech Republic		
	HORKA Ludmila	F BTCZE21401199201	14 JAN 1992
	LANDOVA Jitka	F BTCZE22007199001	20 JUL 1990
	PUSKARCIKOVA Eva	F BTCZE20301199101	3 JAN 1991
	KITTEL Marek	M BTCZE10408199001	4 AUG 1990
	KRCMAR Michal	M BTCZE12301199101	23 JAN 1991
	ZAK Michal	M BTCZE10304199101	3 APR 1991
Total : 6			
ESP	- Spain		
	PADIAL HERNANDEZ Victoria	F BTESP21008198801	10 AUG 1988
Total : 1			
FIN	- Finland		
	HOLOPAINEN Mira	F BTFIN21611199301	16 NOV 1993
	MAIJALA Meri	F BTFIN20107199301	1 JUL 1993
	MINKKINEN Suvii	F BTFIN20812199401	8 DEC 1994
	LEHTOMAA Henri	M BTFIN12602199301	26 FEB 1993
	ORPANA Sami	M BTFIN12802199001	28 FEB 1990
Total : 5			



Entry List by Country

As of MON 26 JAN 2015

Ctry	Name	IBU ID	Date of Birth
FRA	- France		
	CARDON Julie	F BTFRA21205199501	12 MAY 1995
	LAZZAROTTO Juliette	F BTFRA20903199201	9 MAR 1992
	SERRETTE Laurie-Anne	F BTFRA22004199301	20 APR 1993
	CHAVOUTIER Dany	M BTFRA12609199301	26 SEP 1993
	HUILLIER Yohan	M BTFRA12401199501	24 JAN 1995
	MATHIEU Vincent	M BTFRA11002199201	10 FEB 1992
OGIER Thibaut	M BTFRA10806199401	8 JUN 1994	
			Total : 7
HUN	- Hungary		
	BUKI Adam	M BTHUN12405199501	24 MAY 1995
BUKI David	M BTHUN12405199502	24 MAY 1995	
			Total : 2
ITA	- Italy		
	BESSONE Veronica	F BTITA21704199101	17 APR 1991
LORENZI Christian	M BTITA11910199401	19 OCT 1994	
			Total : 2
JPN	- Japan		
	TAKEDA Chinatsu	F BTJPN22006199201	20 JUN 1992
TANAKA Hokuto	M BTJPN12806199101	28 JUN 1991	
			Total : 2
KAZ	- Kazakhstan		
	KISTANOVA Anna	F BTKAZ22608199001	26 AUG 1990
	KONDRATYEVA Anastassiya	F BTKAZ21701199401	17 JAN 1994
	MIKRYUKOVA Galina	F BTKAZ21311198901	13 NOV 1989
	RAIKOVA Alina	F BTKAZ21408199101	14 AUG 1991
	USSANOVA Darya	F BTKAZ20609198901	6 SEP 1989
	VISHNEVSKAYA Galina	F BTKAZ21002199401	10 FEB 1994
	BESSOV Ruslan	M BTKAZ10405199401	4 MAY 1994
	BRAUN Maxim	M BTKAZ11604199301	16 APR 1993
	KAUSSYOV Anton	M BTKAZ10704199401	7 APR 1994
	KHAMITGATIN Timur	M BTKAZ12704199301	27 APR 1993
	KULINICH Alexandr	M BTKAZ12011199601	20 NOV 1996
PODKORYTOV Vassiliy	M BTKAZ11101199401	11 JAN 1994	
			Total : 12
KOR	- Republic of Korea		
	HAM Haeyeong	F BTKOR22005199401	20 MAY 1994
	JO Kyungran	F BTKOR21509199401	15 SEP 1994
	KIM Changhyun	M BTKOR10804199401	8 APR 1994
	KIM Jusung	M BTKOR11103199401	11 MAR 1993
SON Sungrack	M BTKOR10603199101	6 MAR 1991	
			Total : 5
LAT	- Latvia		
MIHAILOVS Vjaceslavs	M BTLAT12804199401	28 APR 1994	
			Total : 1



Entry List by Country

As of MON 26 JAN 2015

Ctry	Name	IBU ID	Date of Birth
NOR - Norway			
	AADLANDSVIK Lene Berg	F BTNOR20901199301	9 JAN 1993
	ANDERSEN Rikke Hald	F BTNOR22004199301	31 OCT 1993
	SKJELDSTADAAS Tonje Marie	F BTNOR21505199301	15 MAY 1993
	ERDAL Ole Martin	M BTNOR11709199201	17 SEP 1992
	GROETTE Tommy	M BTNOR10508199301	5 AUG 1993
	HAUGEN Chris Endre	M BTNOR10112199301	1 DEC 1993
	SVALAND Haakon	M BTNOR10512199301	5 DEC 1993
		Total : 7	
POL - Poland			
	BATOZYNSKA Karolina	F BTPOL22609199301	26 SEP 1993
	HQJNISZ Patrycja	F BTPOL21210198701	12 OCT 1987
	MAKA Anna	F BTPOL22205199201	22 MAY 1992
	WOLOSZYN Katarzyna	F BTPOL20510199501	5 OCT 1995
	CYMERMAN Kamil	M BTPOL12001199301	20 JAN 1993
	GUZIK Krzysztof	M BTPOL11803199001	18 MAR 1990
	PIASECKI Marcin	M BTPOL13006199401	30 JUN 1994
	PIECH Aleksander	M BTPOL12411199201	24 NOV 1992
	SLOININA Lukasz	M BTPOL10506198901	5 JUN 1989
		Total : 9	
RUS - Russian Federation			
	ANKUDINOVA Elena	F BTRUS21406199201	14 JUN 1992
	AVVAKUMOVA Ekaterina	F BTRUS22601199001	26 OCT 1990
	EFREMOVA Nadezhda	F BTRUS21001198901	20 JAN 1989
	ILCHENKO Kristina	F BTRUS21707199301	17 JUL 1993
	MOROZOVA Nadezhda	F BTRUS22706199301	27 JUN 1993
	MURALEEVA Ekaterina	F BTRUS20104199301	1 APR 1993
	PAVLOVA Evgeniya	F BTRUS20907199301	9 JUL 1993
	SMIRNOVA Kristina	F BTRUS21909199101	19 SEP 1991
	BURTASOV Maksim	M BTRUS10709198901	7 SEP 1989
	FILIMONOV Vadim	M BTRUS11805199001	18 MAY 1990
	IVANOV Iaroslav	M BTRUS11606199101	16 JUN 1991
	KOLODIICHUK Oleg	M BTRUS12402198801	24 FEB 1988
	MENSHIKOV Arkadii	M BTRUS12608199201	26 AUG 1992
	NEVEROV Sergey	M BTRUS11006199301	10 JUN 1993
	PERSHIKOV Stanislav	M BTRUS12901199301	29 JAN 1993
	SHOPIN Yuri	M BTRUS11902199301	19 FEB 1993
		Total : 16	
SVK - Slovakia			
	FIALKOVA Paulina	F BTSVK22510199201	25 OCT 1992
	HORCIKOVA Andrea	F BTSVK22610199201	26 OCT 1992
	MAJDISOVA Alzbeta	F BTSVK22608199301	26 AUG 1993
	MARAKOVA Janka	F BTSVK21604199301	16 APR 1993
	SIMOVA Lucia	F BTSVK20905199001	9 MAY 1990
	BEVELAQUA Rene	M BTSVK13112199302	31 DEC 1993
	KUBALIAK Michal	M BTSVK11807199301	18 JUL 1993
	LONSKY Henrich	M BTSVK10509199301	5 SEP 1993
	SIMA Michal	M BTSVK12804199201	28 APR 1992
	VALENTA Juraj	M BTSVK11102199201	11 FEB 1992
		Total : 10	



Entry List by Country

As of MON 26 JAN 2015

Ctry	Name	IBU ID	Date of Birth
TUR	- Turkey		
	ERDILER Nihan	F BTTUR20201199201	2 JAN 1992
	GUNES Busra	F BTTUR21104199201	11 APR 1992
	CIVIL Organhazi	M BTTUR10101199201	1 JAN 1992
	USTUNTAS Ahmet	M BTTUR12701199001	27 JAN 1990
	Total :	4	
UKR	- Ukraine		
	BEHAN Iryna	F BTUKR20906199301	9 JUN 1993
	BIELKINA Nadiia	F BTUKR23009199001	30 SEP 1990
	BONDAR Iana	F BTUKR21902199101	19 FEB 1991
	BRYGYNETS Yuliya	F BTUKR21512199301	15 DEC 1993
	GYLENKO Alla	F BTUKR21206199201	12 JUN 1992
	LYTVYVENENKO Kristina	F BTUKR21606199301	16 JUN 1993
	IHNATIEV Dmytro	M BTUKR11011199401	10 NOV 1994
	KILCHYTSKYI Vitaliy	M BTUKR11706198801	17 JUN 1988
	KRAVCHENKO Oleksii	M BTUKR12802199401	28 FEB 1994
	PIDRUCHNYI Dmytro	M BTUKR10511199101	5 NOV 1991
	POTAPENKO Vasyl	M BTUKR12202199201	22 FEB 1992
	RUSINOV Dmytro	M BTUKR12602199001	26 FEB 1990
	TKALENKO Ruslan	M BTUKR11311199201	13 NOV 1992
	Total :	13	



Medallists by Event

As of SAT 31 JAN 2015 at 15:07

AFTER 9 OF 9 EVENTS

Event Name	Date	Medal	Name	Ctry Code
Women's 12.5 km Mass Start	SAT 31 JAN	GOLD	LANDOVA Jitka	CZE
		SILVER	PUSKARCIKOVA Eva	CZE
		BRONZE	BONDAR Iana	UKR
Men's 15 km Mass Start	SAT 31 JAN	GOLD	KILCHYTSKYI Vitaliy	UKR
		SILVER	RUSINOV Dmytro	UKR
		BRONZE	SHOPIN Yuri	RUS
Mixed Relay 2x6 km Women + 2x7.5 km Men	FRI 30 JAN	GOLD	SMIRNOVA Kristina PAVLOVA Evgeniya FILIMONOV Vadim SHOPIN Yuri	RUS
		SILVER	VISHNEVSKAYA Galina KISTANOVA Anna BRAUN Maxim PODKORYTOV Vassiliy	KAZ
		BRONZE	BRYGNETS Yuliya BONDAR Iana TKALENKO Ruslan RUSINOV Dmytro	UKR
Women's 10 km Pursuit	WED 28 JAN	GOLD	PAVLOVA Evgeniya	RUS
		SILVER	FIALKOVA Paulina	SVK
		BRONZE	SMIRNOVA Kristina	RUS
Men's 12.5 km Pursuit	WED 28 JAN	GOLD	SHOPIN Yuri	RUS
		SILVER	IVANOV Iaroslav	RUS
		BRONZE	BURTASOV Maksim	RUS
Women's 7.5 km Sprint	TUE 27 JAN	GOLD	FIALKOVA Paulina	SVK
		SILVER	PAVLOVA Evgeniya	RUS
		BRONZE	LANDOVA Jitka	CZE
Men's 10 km Sprint	TUE 27 JAN	GOLD	IVANOV Iaroslav	RUS
		SILVER	BURTASOV Maksim	RUS
		BRONZE	SHOPIN Yuri	RUS
Women's 15 km Individual	SUN 25 JAN	GOLD	RAIKOVA Alina	KAZ
		SILVER	AVVAKUMOVA Ekaterina	RUS
		BRONZE	FIALKOVA Paulina	SVK
Men's 20 km Individual	SUN 25 JAN	GOLD	RUSINOV Dmytro	UKR
		SILVER	FILIMONOV Vadim	RUS
		BRONZE	SHOPIN Yuri	RUS



Medal Standings

As of SAT 31 JAN 2015 at 15:07

AFTER 9 OF 9 EVENTS

Rank	Country	Men				Women				Mixed			Total				Rank by Total	
		G	S	B	Tot	G	S	B	Tot	G	S	B	Tot	G	S	B		Tot
1	RUS - Russian Federation	2	3	4	9	1	2	1	4	1			1	4	5	5	14	1
2	UKR - Ukraine	2	1		3			1	1			1	1	2	1	2	5	2
3	CZE - Czech Republic					1	1	1	3					1	1	1	3	=3
3	SVK - Slovakia					1	1	1	3					1	1	1	3	=3
5	KAZ - Kazakhstan					1			1		1		1	1	1		2	5
	Total:	4	4	4	12	4	4	4	12	1	1	1	3	9	9	9	27	

LEGEND

=	Equal sign indicates that two or more NOCs share the same rank by total	B	Bronze
G	Gold	S	Silver
Tot	Total		



WINTER
UNIVERSIADE
ŠTRBSKÉ PLESO/OSRBLIE
NORDIC SKIING & BIATHLON
2015



RESULT BOOK
BIATHLON

Women's 15 km Individual



Start List Summary

Bib	Name	Ctry Code	Start Time	Remarks	Bib	Name	Ctry Code	Start Time	Remarks
1	COLEBOURN Jillian	AUS	13:15:30		25	SIMOVA Lucia	SVK	13:27:30	
2	TAKEDA Chinatsu	JPN	13:16:00		26	LUTSYKOVICH Aliona	BLR	13:28:00	
3	AVVAKUMOVA Ekaterina	RUS	13:16:30		27	PAVLOVA Evgeniya	RUS	13:28:30	
4	MAKA Anna	POL	13:17:00		28	MAIJALA Meri	FIN	13:29:00	
5	BIELKINA Nadiia	UKR	13:17:30		29	PATERSON Jessica	CAN	13:29:30	
6	LAZZAROTTO Juliette	FRA	13:18:00		30	ERDILER Nihan	TUR	13:30:00	
7	MAJDISOVA Alzbeta	SVK	13:18:30		31	BATOZYNSKA Karolina	POL	13:30:30	
8	BESSONE Veronica	ITA	13:19:00		32	HORCIKOVA Andrea	SVK	13:31:00	
9	HOJNISZ Patrycja	POL	13:19:30		33	GYLENKO Alla	UKR	13:31:30	
10	HORKA Ludmila	CZE	13:20:00		34	AADLANDSVIK Lene Berg	NOR	13:32:00	
11	GUNES Busra	TUR	13:20:30		35	KONDRATYEVA Anastasiya	KAZ	13:32:30	
12	FIALKOVA Paulina	SVK	13:21:00		36	PADIAL HERNANDEZ Victoria	ESP	13:33:00	
13	USSANOVA Darya	KAZ	13:21:30		37	RAIKOVA Alina	KAZ	13:33:30	
14	MACCULLOCH Keely	CAN	13:22:00		38	SKJELDSTADAAS Tonje Marie	NOR	13:34:00	
15	ANDERSEN Rikke Hald	NOR	13:22:30		39	MOROZOVA Nadezda	RUS	13:34:30	
16	MURALEEVA Ekaterina	RUS	13:23:00		40	LYTVYENENKO Kristina	UKR	13:35:00	
17	MINKKINEN Suvi	FIN	13:23:30		41	BEHAN Iryna	UKR	13:35:30	
18	JO Kyungran	KOR	13:24:00		42	MARAKOVA Janka	SVK	13:36:00	
19	BRYGYNETS Yuliya	UKR	13:24:30		43	HOLOPAINEN Mira	FIN	13:36:30	
20	VISHNEVSKAYA Galina	KAZ	13:25:00		44	ANKUDINOVA Elena	RUS	13:37:00	
21	HAM Haeyeong	KOR	13:25:30		45	SERRETTE Laurie-Anne	FRA	13:37:30	
22	SMIRNOVA Kristina	RUS	13:26:00		46	WOLOSZYN Katarzyna	POL	13:38:00	
23	BONDAR Iana	UKR	13:26:30		47	MIKRYUKOVA Galina	KAZ	13:38:30	
24	CARDON Julie	FRA	13:27:00						



Final Results

Rank	Bib	Name	Ctry Code	Ski Time	P	S	P	S	T	Result	Behind
1	37	RAIKOVA Alina	KAZ	46:29.4	0	1	0	0	1	47:29.4	0.0
2	3	AVVAKUMOVA Ekaterina	RUS	47:38.4	0	0	0	0	0	47:38.4	+9.0
3	12	FIALKOVA Paulina	SVK	44:11.1	1	1	0	2	4	48:11.1	+41.7
4	20	VISHNEVSKAYA Galina	KAZ	46:26.3	1	1	0	0	2	48:26.3	+56.9
5	27	PAVLOVA Evgeniya	RUS	46:59.9	0	1	0	1	2	48:59.9	+1:30.5
6	22	SMIRNOVA Kristina	RUS	46:17.2	0	1	1	2	4	50:17.2	+2:47.8
7	10	HORKA Ludmila	CZE	46:49.7	0	0	1	3	4	50:49.7	+3:20.3
8	16	MURALEEVA Ekaterina	RUS	48:03.3	1	0	2	0	3	51:03.3	+3:33.9
9	13	USSANOVA Darya	KAZ	46:08.1	0	1	1	3	5	51:08.1	+3:38.7
10	6	LAZZAROTTO Juliette	FRA	48:16.2	1	1	0	1	3	51:16.2	+3:46.8
11	39	MOROZOVA Nadezda	RUS	47:39.3	1	1	1	1	4	51:39.3	+4:09.9
12	33	GYLENKO Alla	UKR	49:02.2	2	1	0	0	3	52:02.2	+4:32.8
13	34	AADLANDSVIK Lene Berg	NOR	49:21.1	0	2	0	1	3	52:21.1	+4:51.7
14	44	ANKUDINOVA Elena	RUS	49:34.3	0	3	0	0	3	52:34.3	+5:04.9
15	23	BONDAR Iana	UKR	45:44.0	2	2	2	1	7	52:44.0	+5:14.6
16	4	MAKA Anna	POL	50:45.1	1	0	0	1	2	52:45.1	+5:15.7
17	36	PADIAL HERNANDEZ Victoria	ESP	47:01.5	1	2	1	2	6	53:01.5	+5:32.1
18	5	BIELKINA Nadiia	UKR	47:20.8	1	2	2	1	6	53:20.8	+5:51.4
19	38	SKJELDSTADAAS Tonje Marie	NOR	50:21.7	1	1	1	0	3	53:21.7	+5:52.3
20	9	HOJNISZ Patrycja	POL	47:25.8	0	2	1	3	6	53:25.8	+5:56.4
21	15	ANDERSEN Rikke Hald	NOR	48:32.8	0	4	0	1	5	53:32.8	+6:03.4
22	46	WOLOSZYN Katarzyna	POL	52:33.2	0	0	0	1	1	53:33.2	+6:03.8
23	7	MAJDISOVA Alzbeta	SVK	49:34.8	1	0	1	2	4	53:34.8	+6:05.4
24	26	LUTSYKOVICH Aliona	BLR	48:55.6	0	2	1	2	5	53:55.6	+6:26.2
25	19	BRYGNETS Yuliya	UKR	48:26.8	0	2	4	0	6	54:26.8	+6:57.4
26	41	BEHAN Iryna	UKR	48:35.0	1	2	1	2	6	54:35.0	+7:05.6
27	40	LYTVYENENKO Kristina	UKR	49:04.9	0	1	2	3	6	55:04.9	+7:35.5
28	25	SIMOVA Lucia	SVK	49:19.8	1	1	0	4	6	55:19.8	+7:50.4
29	35	KONDRATYEVA Anastassiya	KAZ	51:32.0	2	0	1	1	4	55:32.0	+8:02.6
30	32	HORCIKOVA Andrea	SVK	49:30.2	0	2	2	3	7	56:30.2	+9:00.8
31	45	SERRETTE Laurie-Anne	FRA	49:49.4	2	2	1	2	7	56:49.4	+9:20.0
32	42	MARAKOVA Janka	SVK	49:52.5	1	3	1	2	7	56:52.5	+9:23.1
33	24	CARDON Julie	FRA	48:57.6	2	3	0	3	8	56:57.6	+9:28.2
34	17	MINKKINEN Suvu	FIN	52:06.6	1	2	0	2	5	57:06.6	+9:37.2
35	28	MAIJALA Meri	FIN	53:06.9	1	2	1	0	4	57:06.9	+9:37.5
36	47	MIKRYUKOVA Galina	KAZ	49:21.3	3	1	3	1	8	57:21.3	+9:51.9
37	14	MACCULLOCH Keely	CAN	54:26.2	0	2	1	1	4	58:26.2	+10:56.8
38	31	BATOZYNSKA Karolina	POL	52:56.1	0	0	3	3	6	58:56.1	+11:26.7
39	29	PATERSON Jessica	CAN	54:54.5	0	1	3	1	5	59:54.5	+12:25.1
40	11	GUNES Busra	TUR	55:56.3	2	3	0	1	6	1:01:56.3	+14:26.9
41	43	HOLOPAINEN Mira	FIN	51:02.8	3	2	3	3	11	1:02:02.8	+14:33.4
42	21	HAM Haeyeong	KOR	57:24.5	0	2	1	2	5	1:02:24.5	+14:55.1
43	2	TAKEDA Chinatsu	JPN	51:11.0	2	4	4	4	14	1:05:11.0	+17:41.6
44	1	COLEBOURN Jillian	AUS	1:02:05.5	1	2	0	3	6	1:08:05.5	+20:36.1
45	8	BESSONE Veronica	ITA	1:05:23.8	2	0	2	1	5	1:10:23.8	+22:54.4
46	18	JO Kyungran	KOR	1:02:35.3	2	1	2	3	8	1:10:35.3	+23:05.9
47	30	ERDILER Nihan	TUR	1:03:40.1	3	3	5	1	12	1:15:40.1	+28:10.7

LEGEND

P Prone **S** Standing **T** Total penalties



SUN 25 JAN 2015

Start Time 13:15 / End Time 14:33

Competition Analysis

Rank	Bib	Name	Ctry Code		T		Result		Behind		Rank								
Loop 1		Loop 2		Loop 3		Loop 4		Loop 5		Result		Behind		Rank					
Time		Rank		Time		Rank		Time		Rank		Result		Behind		Rank			
1	37	RAIKOVA Alina	KAZ		1		47:29.4		0.0		1								
Cumulative Time	9:46.6	+13.4	4	20:21.0	+46.9	6	30:12.1	+25.8	3	39:58.4	+9.2	2	47:29.4	0.0	1				
Loop Time	9:46.6	+13.4	4	10:34.4	+48.3	7	9:51.1	+20.0	3	9:46.3	+0.7	2	7:31.0	+24.4	6				
Ski Time	9:46.6	+38.8	7	19:21.0	+1:05.8	6	29:12.1	+1:25.8	5	38:58.4	+1:53.9	5	46:29.4	+2:18.3	6				
Shooting	0	34.0	+7.0 =12	1	31.0	+6.0 =12	0	37.0	+9.0 =17	0	31.0	+9.0 =17	1	2:13.0	+25.0	12			
Range Time	56.1	+9.3	18	52.3	+7.2	18	56.9	+7.8	16	52.3	+11.1 =15		3:37.6	+27.4	14				
Course Time	8:36.2	+30.6	9	8:27.5	+22.7	5	8:39.5	+24.5	8	8:39.5	+29.7	7	7:31.0	+24.4	6				
Penalty Time	14.3			1:14.6			14.7			14.5			1:58.1						
2	3	AVVAKUMOVA Ekaterina	RUS		0		47:38.4		+9.0		2								
Cumulative Time	9:57.1	+23.9	7	19:49.1	+15.0	2	29:49.4	+3.1	2	39:49.2	0.0	1	47:38.4	+9.0	2				
Loop Time	9:57.1	+23.9	7	9:52.0	+5.9	3	10:00.3	+29.2	5	9:59.8	+14.2	3	7:49.2	+42.6	14				
Ski Time	9:57.1	+49.3	13	19:49.1	+1:33.9	12	29:49.4	+2:03.1	12	39:49.2	+2:44.7	11	47:38.4	+3:27.3	12				
Shooting	0	30.0	+3.0	5	0	30.0	+5.0 =10	0	34.0	+6.0 =9	0	30.0	+8.0 =14	0	2:04.0	+16.0	6		
Range Time	50.8	+4.0	6	49.5	+4.4 =9		56.2	+7.1	13	48.7	+7.5 =6		3:25.2	+15.0	8				
Course Time	8:50.5	+44.9	17	8:46.4	+41.6	13	8:46.6	+31.6	10	8:54.9	+45.1	13	7:49.2	+42.6	14				
Penalty Time	15.8			16.1			17.5			16.2			1:05.6						
3	12	FIALKOVA Paulina	SVK		4		48:11.1		+41.7		3								
Cumulative Time	10:07.8	+34.6	10	20:15.2	+41.1	5	29:46.3	0.0	1	41:04.5	+1:15.3	4	48:11.1	+41.7	3				
Loop Time	10:07.8	+34.6	10	10:07.4	+21.3	4	9:31.1	0.0	1	11:18.2	+1:32.6	17	7:06.6	0.0	1				
Ski Time	9:07.8	0.0	1	18:15.2	0.0	1	27:46.3	0.0	1	37:04.5	0.0	1	44:11.1	0.0	1				
Shooting	1	28.0	+1.0 =2	1	31.0	+6.0 =12	0	33.0	+5.0 =6	2	33.0	+11.0 =21	4	2:05.0	+17.0	=7			
Range Time	48.4	+1.6	3	49.3	+4.2	8	51.7	+2.6	4	55.1	+13.9	22	3:24.5	+14.3	7				
Course Time	8:05.6	0.0	1	8:04.8	0.0	1	8:25.2	+10.2	3	8:09.8	0.0	1	7:06.6	0.0	1				
Penalty Time	1:13.8			1:13.3			14.2			2:13.3			4:54.6						
4	20	VISHNEVSKAYA Galina	KAZ		2		48:26.3		+56.9		4								
Cumulative Time	10:39.2	+1:06.0	17	21:19.4	+1:45.3	10	31:17.5	+1:31.2	8	41:03.1	+1:13.9	3	48:26.3	+56.9	4				
Loop Time	10:39.2	+1:06.0	17	10:40.2	+54.1	12	9:58.1	+27.0	4	9:45.6	0.0	1	7:23.2	+16.6	3				
Ski Time	9:39.2	+31.4	4	19:19.4	+1:04.2	5	29:17.5	+1:31.2	6	39:03.1	+1:58.6	6	46:26.3	+2:15.2	5				
Shooting	1	37.0	+10.0 =22	1	32.0	+7.0 =15	0	46.0	+18.0 =34	0	32.0	+10.0	20	2:27.0	+39.0	=24			
Range Time	57.0	+10.2	25	53.9	+8.8	22	1:04.9	+15.8	33	53.0	+11.8	17	3:48.8	+38.6	26				
Course Time	8:27.6	+22.0	4	8:31.2	+26.4	8	8:38.5	+23.5	7	8:37.8	+28.0	4	7:23.2	+16.6	3				
Penalty Time	1:14.6			1:15.1			14.7			14.8			2:59.2						
5	27	PAVLOVA Evgeniya	RUS		2		48:59.9		+1:30.5		5								
Cumulative Time	9:57.8	+24.6	8	20:34.7	+1:00.6	7	30:25.6	+39.3	5	41:17.2	+1:28.0	5	48:59.9	+1:30.5	5				
Loop Time	9:57.8	+24.6	8	10:36.9	+50.8	10	9:50.9	+19.8	2	10:51.6	+1:06.0	11	7:42.7	+36.1	12				
Ski Time	9:57.8	+50.0	14	19:34.7	+1:19.5	9	29:25.6	+1:39.3	8	39:17.2	+2:12.7	7	46:59.9	+2:48.8	8				
Shooting	0	35.0	+8.0 =16	1	25.0	0.0 =1	0	29.0	+1.0	2	1	24.0	+2.0	2	1:53.0	+5.0	2		
Range Time	53.7	+6.9	13	45.1	0.0	1	49.1	0.0	1	46.4	+5.2	3	3:14.3	+4.1	2				
Course Time	8:48.7	+43.1	15	8:36.6	+31.8	9	8:45.6	+30.6	9	8:50.0	+40.2	11	7:42.7	+36.1	12				
Penalty Time	15.4			1:15.2			16.2			1:15.2			3:02.0						
6	22	SMIRNOVA Kristina	RUS		4		50:17.2		+2:47.8		6								
Cumulative Time	9:35.4	+2.2	2	20:10.6	+36.5	4	30:50.8	+1:04.5	7	42:37.4	+2:48.2	6	50:17.2	+2:47.8	6				
Loop Time	9:35.4	+2.2	2	10:35.2	+49.1	8	10:40.2	+1:09.1	14	11:46.6	+2:01.0	19	7:39.8	+33.2	11				
Ski Time	9:35.4	+27.6	3	19:10.6	+55.4	3	28:50.8	+1:04.5	3	38:37.4	+1:32.9	4	46:17.2	+2:06.1	4				
Shooting	0	27.0	0.0	1	34.0	+9.0 =27	1	28.0	0.0	1	2	27.0	+5.0 =4	4	1:56.0	+8.0	3		
Range Time	46.8	0.0	1	53.5	+8.4	20	49.4	+0.3	2	46.7	+5.5	4	3:16.4	+6.2	3				
Course Time	8:32.4	+26.8	7	8:25.8	+21.0	3	8:34.4	+19.4	5	8:44.4	+34.6	10	7:39.8	+33.2	11				
Penalty Time	16.2			1:15.9			1:16.4			2:15.5			5:04.0						
7	10	HORKA Ludmila	CZE		4		50:49.7		+3:20.3		7								
Cumulative Time	9:48.0	+14.8	5	19:34.1	0.0	1	30:17.7	+31.4	4	43:23.1	+3:33.9	8	50:49.7	+3:20.3	7				
Loop Time	9:48.0	+14.8	5	9:46.1	0.0	1	10:43.6	+1:12.5	16	13:05.4	+3:19.8	=34	7:26.6	+20.0	4				
Ski Time	9:48.0	+40.2	9	19:34.1	+1:18.9	8	29:17.7	+1:31.4	7	39:23.1	+2:18.6	8	46:49.7	+2:38.6	7				
Shooting	0	54.0	+27.0	46	0	45.0	+20.0	44	1	53.0	+25.0 =42	3	53.0	+31.0	46	4	3:25.0	+1:37.0	45
Range Time	1:13.7	+26.9	44	1:05.1	+20.0	44	1:13.2	+24.1	41	1:14.2	+33.0	46	4:46.2	+1:36.0	44				
Course Time	8:19.5	+13.9	2	8:26.9	+22.1	4	8:15.0	0.0	1	8:36.6	+26.8	3	7:26.6	+20.0	4				
Penalty Time	14.8			14.1			1:15.4			3:14.6			4:58.9						



SUN 25 JAN 2015

Start Time 13:15 / End Time 14:33

Competition Analysis

Rank	Bib	Name	Ctry Code		T		Result		Behind		Rank										
Loop 1		Loop 2		Loop 3		Loop 4		Loop 5		Result		Rank									
Time	Rank	Time	Rank	Time	Rank	Time	Rank	Time	Rank	Result	Behind	Rank									
8	16	MURALEEVA Ekaterina	RUS		3		51:03.3		+3:33.9		8										
Cumulative Time	11:02.0	+1:28.8	23	20:53.1	+1:19.0	8	33:05.0	+3:18.7	16	43:27.6	+3:38.4	9	51:03.3	+3:33.9	8						
Loop Time	11:02.0	+1:28.8	23	9:51.1	+5.0	2	12:11.9	+2:40.8	32	10:22.6	+37.0	=6	7:35.7	+29.1	10						
Ski Time	10:02.0	+54.2	16	19:53.1	+1:37.9	=13	30:05.0	+2:18.7	14	40:27.6	+3:23.1	15	48:03.3	+3:52.2	14						
Shooting	1	37.0	+10.0	=22	0	25.0	0.0	=1	2	38.0	+10.0	=20	0	37.0	+15.0	=31	3	2:17.0	+29.0	=17	
Range Time	56.8	+10.0	24	45.3	+0.2	2	57.8	+8.7	18	57.8	+16.6	=33						3:37.7	+27.5	15	
Course Time	8:49.5	+43.9	16	8:50.6	+45.8	17	8:58.3	+43.3	15	9:09.7	+59.9	20	7:35.7	+29.1	10	43:23.8	+3:31.8	14			
Penalty Time	1:15.7			15.2			2:15.8			15.1			4:01.8								
9	13	USSANOVA Darya	KAZ		5		51:08.1		+3:38.7		9										
Cumulative Time	9:33.2	0.0	1	20:05.1	+31.0	3	30:45.9	+59.6	6	43:36.8	+3:47.6	10	51:08.1	+3:38.7	9						
Loop Time	9:33.2	0.0	1	10:31.9	+45.8	6	10:40.8	+1:09.7	15	12:50.9	+3:05.3	32	7:31.3	+24.7	7						
Ski Time	9:33.2	+25.4	2	19:05.1	+49.9	2	28:45.9	+59.6	2	38:36.8	+1:32.3	3	46:08.1	+1:57.0	3						
Shooting	0	35.0	+8.0	=16	1	29.0	+4.0	=4	1	38.0	+10.0	=20	3	39.0	+17.0	=37	5	2:21.0	+33.0	21	
Range Time	55.2	+8.4	17	49.7	+4.6	11	57.3	+8.2	17	59.4	+18.2	38						3:41.6	+31.4	19	
Course Time	8:22.7	+17.1	3	8:28.0	+23.2	6	8:28.3	+13.3	4	8:37.9	+28.1	5	7:31.3	+24.7	7	41:28.2	+1:36.2	4			
Penalty Time	15.3			1:14.2			1:15.2			3:13.6			5:58.3								
10	6	LAZZAROTTO Juliette	FRA		3		51:16.2		+3:46.8		10										
Cumulative Time	10:47.2	+1:14.0	20	21:41.1	+2:07.0	15	31:48.8	+2:02.5	9	43:00.2	+3:11.0	7	51:16.2	+3:46.8	10						
Loop Time	10:47.2	+1:14.0	20	10:53.9	+1:07.8	16	10:07.7	+36.6	6	11:11.4	+1:25.8	15	8:16.0	+1:09.4	=29						
Ski Time	9:47.2	+39.4	8	19:41.1	+1:25.9	11	29:48.8	+2:02.5	11	40:00.2	+2:55.7	14	48:16.2	+4:05.1	15						
Shooting	1	33.0	+6.0	=9	1	31.0	+6.0	=12	0	33.0	+5.0	=6	1	28.0	+6.0	=6	3	2:05.0	+17.0	=7	
Range Time	49.4	+2.6	4	48.4	+3.3	6	51.1	+2.0	3	48.7	+7.5	=6						3:17.6	+7.4	4	
Course Time	8:40.1	+34.5	10	8:49.2	+44.4	16	8:59.8	+44.8	16	9:07.0	+57.2	18	8:16.0	+1:09.4	=29	43:52.1	+4:00.1	17			
Penalty Time	1:17.7			1:16.3			16.8			1:15.7			4:06.5								
11	39	MOROZOVA Nadezda	RUS		4		51:39.3		+4:09.9		11										
Cumulative Time	11:00.3	+1:27.1	22	21:53.1	+2:19.0	17	33:09.0	+3:22.7	17	43:53.5	+4:04.3	12	51:39.3	+4:09.9	11						
Loop Time	11:00.3	+1:27.1	22	10:52.8	+1:06.7	15	11:15.9	+1:44.8	21	10:44.5	+58.9	10	7:45.8	+39.2	13						
Ski Time	10:00.3	+52.5	15	19:53.1	+1:37.9	=13	30:09.0	+2:22.7	15	39:53.5	+2:49.0	12	47:39.3	+3:28.2	13						
Shooting	1	40.0	+13.0	=29	1	29.0	+4.0	=4	1	45.0	+17.0	33	1	29.0	+7.0	=10	4	2:23.0	+35.0	22	
Range Time	59.3	+12.5	30	51.3	+6.2	15	1:06.0	+16.9	35	50.0	+8.8	11						3:46.6	+36.4	22	
Course Time	8:45.7	+40.1	13	8:46.1	+41.3	12	8:55.0	+40.0	14	8:38.3	+28.5	6	7:45.8	+39.2	13	42:50.9	+2:58.9	12			
Penalty Time	1:15.3			1:15.4			1:14.9			1:16.2			5:01.8								
12	33	GYLENKO Alla	UKR		3		52:02.2		+4:32.8		12										
Cumulative Time	12:02.6	+2:29.4	35	23:07.1	+3:33.0	25	33:37.4	+3:51.1	18	43:51.9	+4:02.7	11	52:02.2	+4:32.8	12						
Loop Time	12:02.6	+2:29.4	35	11:04.5	+1:18.4	17	10:30.3	+59.2	12	10:14.5	+28.9	4	8:10.3	+1:03.7	24						
Ski Time	10:02.6	+54.8	18	20:07.1	+1:51.9	17	30:37.4	+2:51.1	20	40:51.9	+3:47.4	19	49:02.2	+4:51.1	21						
Shooting	2	32.0	+5.0	8	1	32.0	+7.0	=15	0	35.0	+7.0	=12	0	27.0	+5.0	=4	3	2:06.0	+18.0	9	
Range Time	51.6	+4.8	9	46.4	+1.3	3	55.3	+6.2	=11	45.2	+4.0	2						3:18.5	+8.3	5	
Course Time	8:55.2	+49.6	20	9:02.2	+57.4	24	9:19.5	+1:04.5	28	9:14.0	+1:04.2	24	8:10.3	+1:03.7	24	44:41.2	+4:49.2	26			
Penalty Time	2:15.8			1:15.9			15.5			15.3			4:02.5								
13	34	AADLANDSVIK Lene Berg	NOR		3		52:21.1		+4:51.7		13										
Cumulative Time	10:08.9	+35.7	11	22:27.5	+2:53.4	22	32:53.2	+3:06.9	15	44:10.1	+4:20.9	13	52:21.1	+4:51.7	13						
Loop Time	10:08.9	+35.7	11	12:18.6	+2:32.5	31	10:25.7	+54.6	9	11:16.9	+1:31.3	16	8:11.0	+1:04.4	27						
Ski Time	10:08.9	+1:01.1	21	20:27.5	+2:12.3	27	30:53.2	+3:06.9	26	41:10.1	+4:05.6	23	49:21.1	+5:10.0	24						
Shooting	0	31.0	+4.0	=6	2	29.0	+4.0	=4	0	33.0	+5.0	=6	1	29.0	+7.0	=10	3	2:02.0	+14.0	=4	
Range Time	51.5	+4.7	7	49.2	+4.1	7	53.6	+4.5	7	48.8	+7.6	8						3:23.1	+12.9	6	
Course Time	9:01.2	+55.6	26	9:12.7	+1:07.9	30	9:15.3	+1:00.3	26	9:11.6	+1:01.8	21	8:11.0	+1:04.4	27	44:51.8	+4:59.8	29			
Penalty Time	16.2			2:16.7			16.8			1:16.5			4:06.2								
14	44	ANKUDINOVA Elena	RUS		3		52:34.3		+5:04.9		14										
Cumulative Time	10:20.3	+47.1	14	23:33.2	+3:59.1	30	34:00.4	+4:14.1	22	44:23.0	+4:33.8	15	52:34.3	+5:04.9	14						
Loop Time	10:20.3	+47.1	14	13:12.9	+3:26.8	39	10:27.2	+56.1	10	10:22.6	+37.0	=6	8:11.3	+1:04.7	28						
Ski Time	10:20.3	+1:12.5	28	20:33.2	+2:18.0	28	31:00.4	+3:14.1	28	41:23.0	+4:18.5	28	49:34.3	+5:23.2	27						
Shooting	0	36.0	+9.0	=20	3	36.0	+11.0	34	0	39.0	+11.0	=23	0	37.0	+15.0	=31	3	2:28.0	+40.0	27	
Range Time	57.3	+10.5	26	58.1	+13.0	34	1:01.8	+12.7	27	52.3	+11.1	=15						3:49.5	+39.3	28	
Course Time	9:07.1	+1:01.5	30	8:58.2	+53.4	23	9:08.3	+53.3	21	9:15.1	+1:05.3	26	8:11.3	+1:04.7	28	44:40.0	+4:48.0	25			
Penalty Time	15.9			3:16.6			17.1			15.2			4:04.8								



Competition Analysis

Rank	Bib	Name	Ctry Code		T													
Loop 1		Loop 2		Loop 3		Loop 4		Loop 5		Result	Behind	Rank						
Time	Rank	Time	Rank	Time	Rank	Time	Rank	Time	Rank									
15	23	BONDAR Iana	UKR		7		52:44.0		+5:14.6		15							
Cumulative Time	11:49.3	+2:16.1	33	23:15.6	+3:41.5	28	34:55.8	+5:09.5	27	45:29.0	+5:39.8	20	52:44.0	+5:14.6	15			
Loop Time	11:49.3	+2:16.1	33	11:26.3	+1:40.2	22	11:40.2	+2:09.1	26	10:33.2	+47.6	8	7:15.0	+8.4	2			
Ski Time	9:49.3	+41.5	10	19:15.6	+1:00.4	4	28:55.8	+1:09.5	4	38:29.0	+1:24.5	2						
Shooting	2	44.0	+17.0 =33	2	34.0	+9.0 =27	2	42.0	+14.0	30	1	31.0	+9.0 =17	7	2:31.0	+43.0 =29		
Range Time	1:03.1	+16.3	34	54.5	+9.4	25	1:02.1	+13.0	28	52.2	+11.0 =13				3:51.9	+41.7	31	
Course Time	8:30.8	+25.2	5	8:17.3	+12.5	2	8:22.7	+7.7	2	8:26.9	+17.1	2	7:15.0	+8.4	2	40:52.7	+1:00.7	2
Penalty Time	2:15.4			2:14.5			2:15.4			1:14.1						7:59.4		
16	4	MAKA Anna	POL		2		52:45.1		+5:15.7		16							
Cumulative Time	11:12.1	+1:38.9	25	21:51.4	+2:17.3	16	32:29.7	+2:43.4	10	44:17.8	+4:28.6	14	52:45.1	+5:15.7	16			
Loop Time	11:12.1	+1:38.9	25	10:39.3	+53.2	11	10:38.3	+1:07.2	13	11:48.1	+2:02.5	20	8:27.3	+1:20.7	36			
Ski Time	10:12.1	+1:04.3	24	20:51.4	+2:36.2	32	31:29.7	+3:43.4	32	42:17.8	+5:13.3	32				50:45.1	+6:34.0	32
Shooting	1	34.0	+7.0 =12	0	32.0	+7.0 =15	0	32.0	+4.0 =5	1	38.0	+16.0	36	2	2:16.0	+28.0 =14		
Range Time	54.9	+8.1	15	55.3	+10.2	26	53.3	+4.2 =5		57.9	+16.7	35				3:41.4	+31.2	18
Course Time	9:00.6	+55.0	25	9:27.9	+1:23.1	36	9:28.1	+1:13.1	33	9:33.8	+1:24.0	33	8:27.3	+1:20.7	36	45:57.7	+6:05.7	34
Penalty Time	1:16.6			16.1			16.9			1:16.4						3:06.0		
17	36	PADIAL HERNANDEZ Victoria	ESP		6		53:01.5		+5:32.1		17							
Cumulative Time	10:41.9	+1:08.7	18	22:36.2	+3:02.1	23	33:38.0	+3:51.7	19	45:26.6	+5:37.4	19	53:01.5	+5:32.1	17			
Loop Time	10:41.9	+1:08.7	18	11:54.3	+2:08.2	26	11:01.8	+1:30.7	18	11:48.6	+2:03.0	21	7:34.9	+28.3	9			
Ski Time	9:41.9	+34.1	=5	19:36.2	+1:21.0	10	29:38.0	+1:51.7	10	39:26.6	+2:22.1	9				47:01.5	+2:50.4	9
Shooting	1	31.0	+4.0 =6	2	40.0	+15.0 =38	1	35.0	+7.0 =12	2	30.0	+8.0 =14	6	6	2:16.0	+28.0 =14		
Range Time	52.4	+5.6	10	57.0	+11.9	31	57.9	+8.8 =19		51.0	+9.8	12				3:38.3	+28.1	17
Course Time	8:33.9	+28.3	8	8:42.5	+37.7	10	8:47.8	+32.8	11	8:42.9	+33.1	9	7:34.9	+28.3	9	42:22.0	+2:30.0	8
Penalty Time	1:15.6			2:14.8			1:16.1			2:14.7						7:01.2		
18	5	BIELKINA Nadiia	UKR		6		53:20.8		+5:51.4		18							
Cumulative Time	11:41.5	+2:08.3	31	23:17.5	+3:43.4	29	35:02.1	+5:15.8	28	45:54.0	+6:04.8	22	53:20.8	+5:51.4	18			
Loop Time	11:41.5	+2:08.3	31	11:36.0	+1:49.9	23	11:44.6	+2:13.5	29	10:51.9	+1:06.3	12	7:26.8	+20.2	5			
Ski Time	10:41.5	+1:33.7	36	20:17.5	+2:02.3 =22		30:02.1	+2:15.8	13	39:54.0	+2:49.5	13				47:20.8	+3:09.7	10
Shooting	1	37.0	+10.0 =22	2	32.0	+7.0 =15	2	48.0	+20.0 =37	1	35.0	+13.0 =26	6	6	2:32.0	+44.0	32	
Range Time	56.5	+9.7	23	51.7	+6.6 =16		54.4	+5.3	8	55.5	+14.3	24				3:38.1	+27.9	16
Course Time	9:30.5	+1:24.9	38	8:30.2	+25.4	7	8:35.8	+20.8	6	8:41.9	+32.1	8	7:26.8	+20.2	5	42:45.2	+2:53.2	10
Penalty Time	1:14.5			2:14.1			2:14.4			1:14.5						6:57.5		
19	38	SKJELDSTADAAS Tonje Marie	NOR		3		53:21.7		+5:52.3		19							
Cumulative Time	11:21.0	+1:47.8	30	22:44.9	+3:10.8	24	34:28.1	+4:41.8	23	45:04.6	+5:15.4	17	53:21.7	+5:52.3	19			
Loop Time	11:21.0	+1:47.8	30	11:23.9	+1:37.8	21	11:43.2	+2:12.1	28	10:36.5	+50.9	9	8:17.1	+1:10.5	32			
Ski Time	10:21.0	+1:13.2	29	20:44.9	+2:29.7	31	31:28.1	+3:41.8	31	42:04.6	+5:00.1	31				50:21.7	+6:10.6	31
Shooting	1	33.0	+6.0 =9	1	29.0	+4.0 =4	1	34.0	+6.0 =9	0	26.0	+4.0	3	3	2:02.0	+14.0 =4		
Range Time	53.1	+6.3	12	52.5	+7.4	19	54.8	+5.7	10	49.7	+8.5	10				3:30.1	+19.9	10
Course Time	9:10.8	+1:05.2	32	9:15.0	+1:10.2	31	9:29.5	+1:14.5	34	9:30.7	+1:20.9	32	8:17.1	+1:10.5	32	45:43.1	+5:51.1	32
Penalty Time	1:17.1			1:16.4			1:18.9			16.1						4:08.5		
20	9	HOJNISZ Patrycja	POL		6		53:25.8		+5:56.4		20							
Cumulative Time	9:41.9	+8.7	3	21:33.8	+1:59.7	14	32:34.3	+2:48.0	11	45:33.8	+5:44.6	21	53:25.8	+5:56.4	20			
Loop Time	9:41.9	+8.7	3	11:51.9	+2:05.8	25	11:00.5	+1:29.4	17	12:59.5	+3:13.9	33	7:52.0	+45.4	17			
Ski Time	9:41.9	+34.1	=5	19:33.8	+1:18.6	7	29:34.3	+1:48.0	9	39:33.8	+2:29.3	10				47:25.8	+3:14.7	11
Shooting	0	36.0	+9.0 =20	2	33.0	+8.0 =23	1	37.0	+9.0 =17	3	34.0	+12.0 =24	6	6	2:20.0	+32.0 =19		
Range Time	55.0	+8.2	16	50.4	+5.3	13	56.8	+7.7	15	54.0	+12.8	20				3:36.2	+26.0	13
Course Time	8:32.3	+26.7	6	8:46.6	+41.8	14	8:48.6	+33.6	12	8:50.6	+40.8	12	7:52.0	+45.4	17	42:50.1	+2:58.1	11
Penalty Time	14.6			2:14.9			1:15.1			3:14.9						6:59.5		
21	15	ANDERSEN Rikke Hald	NOR		5		53:32.8		+6:03.4		21							
Cumulative Time	10:19.8	+46.6	13	24:25.3	+4:51.2	33	34:53.5	+5:07.2	26	45:58.5	+6:09.3	23	53:32.8	+6:03.4	21			
Loop Time	10:19.8	+46.6	13	14:05.5	+4:19.4	43	10:28.2	+57.1	11	11:05.0	+1:19.4	14	7:34.3	+27.7	8			
Ski Time	10:19.8	+1:12.0	26	20:25.3	+2:10.1	25	30:53.5	+3:07.2	27	40:58.5	+3:54.0	20				48:32.8	+4:21.7	17
Shooting	0	45.0	+18.0 =37	4	38.0	+13.0	36	0	36.0	+8.0 =14	1	28.0	+6.0 =6	5	5	2:27.0	+39.0 =24	
Range Time	1:04.8	+18.0	36	57.1	+12.0 =32		58.5	+9.4 =21		47.0	+5.8	5				3:47.4	+37.2	24
Course Time	8:59.7	+54.1	24	8:53.6	+48.8	20	9:14.4	+59.4	25	9:03.5	+53.7	15	7:34.3	+27.7	8	43:45.5	+3:53.5	16
Penalty Time	15.3			4:14.8			15.3			1:14.5						5:59.9		



SUN 25 JAN 2015

Start Time 13:15 / End Time 14:33

Competition Analysis

Rank	Bib	Name	Ctry Code		T															
		Loop 1		Loop 2		Loop 3		Loop 4		Loop 5		Result	Behind	Rank						
		Time	Rank	Time	Rank	Time	Rank	Time	Rank	Time	Rank									
22	46	WOLOSZYN Katarzyna	POL		1		53:33.2		+6:03.8		22									
Cumulative Time	10:46.1	+1:12.9	19	21:31.7	+1:57.6	13	32:43.2	+2:56.9	13	44:54.8	+5:05.6	16			53:33.2	+6:03.8	22			
Loop Time	10:46.1	+1:12.9	19	10:45.6	+59.5	13	11:11.5	+1:40.4	20	12:11.6	+2:26.0	24	8:38.4	+1:31.8	37					
Ski Time	10:46.1	+1:38.3	38	21:31.7	+3:16.5	37	32:43.2	+4:56.9	37	43:54.8	+6:50.3	37			52:33.2	+8:22.1	37			
Shooting	0	52.0	+25.0	43	0	49.0	+24.0	45	0	51.0	+23.0	41	1	48.0	+26.0	44	1	3:20.0	+1:32.0	43
Range Time	1:11.2	+24.4	43	1:10.8	+25.7	45	1:13.7	+24.6	42	1:10.4	+29.2	44			4:46.1	+1:35.9	43			
Course Time	9:17.8	+1:12.2	36	9:19.1	+1:14.3	34	9:41.0	+1:26.0	36	9:45.9	+1:36.1	36	8:38.4	+1:31.8	37			46:42.2	+6:50.2	36
Penalty Time	17.1			15.7			16.8			1:15.3					2:04.9					
23	7	MAJDISOVA Alzbeta	SVK		4		53:34.8		+6:05.4		23									
Cumulative Time	10:56.6	+1:23.4	21	21:17.5	+1:43.4	9	32:44.2	+2:57.9	14	45:18.8	+5:29.6	18			53:34.8	+6:05.4	23			
Loop Time	10:56.6	+1:23.4	21	10:20.9	+34.8	5	11:26.7	+1:55.6	24	12:34.6	+2:49.0	30	8:16.0	+1:09.4	=29					
Ski Time	9:56.6	+48.8	12	20:17.5	+2:02.3	=22	30:44.2	+2:57.9	23	41:18.8	+4:14.3	26			49:34.8	+5:23.7	28			
Shooting	1	40.0	+13.0	=29	0	29.0	+4.0	=4	1	41.0	+13.0	=28	2	37.0	+15.0	=31	4	2:27.0	+39.0	=24
Range Time	58.0	+11.2	28	47.9	+2.8	5	1:02.3	+13.2	29	57.4	+16.2	32			3:45.6	+35.4	21			
Course Time	8:44.5	+38.9	12	9:18.0	+1:13.2	32	9:09.8	+54.8	23	9:22.2	+1:12.4	30	8:16.0	+1:09.4	=29			44:50.5	+4:58.5	28
Penalty Time	1:14.1			15.0			1:14.6			2:15.0					4:58.7					
24	26	LUTSYKOVICH Aliona	BLR		5		53:55.6		+6:26.2		24									
Cumulative Time	10:21.9	+48.7	15	22:24.0	+2:49.9	21	33:40.7	+3:54.4	20	46:04.2	+6:15.0	24			53:55.6	+6:26.2	24			
Loop Time	10:21.9	+48.7	15	12:02.1	+2:16.0	28	11:16.7	+1:45.6	23	12:23.5	+2:37.9	28	7:51.4	+44.8	15					
Ski Time	10:21.9	+1:14.1	30	20:24.0	+2:08.8	24	30:40.7	+2:54.4	21	41:04.2	+3:59.7	22			48:55.6	+4:44.5	19			
Shooting	0	33.0	+6.0	=9	2	35.0	+10.0	=29	1	36.0	+8.0	=14	2	33.0	+11.0	=21	5	2:17.0	+29.0	=17
Range Time	51.5	+4.7	=7	53.8	+8.7	21	56.7	+7.6	14	53.5	+12.3	19			3:35.5	+25.3	12			
Course Time	9:13.7	+1:08.1	35	8:51.7	+46.9	18	9:02.3	+47.3	19	9:13.0	+1:03.2	23	7:51.4	+44.8	15			44:12.1	+4:20.1	21
Penalty Time	16.7			2:16.6			1:17.7			2:17.0					6:08.0					
25	19	BRYGNETS Yuliya	UKR		6		54:26.8		+6:57.4		25									
Cumulative Time	10:02.8	+29.6	9	21:53.7	+2:19.6	18	36:11.7	+6:25.4	33	46:28.4	+6:39.2	25			54:26.8	+6:57.4	25			
Loop Time	10:02.8	+29.6	9	11:50.9	+2:04.8	24	14:18.0	+4:46.9	41	10:16.7	+31.1	5	7:58.4	+51.8	19					
Ski Time	10:02.8	+55.0	19	19:53.7	+1:38.5	15	30:11.7	+2:25.4	16	40:28.4	+3:23.9	16			48:26.8	+4:15.7	16			
Shooting	0	39.0	+12.0	28	2	32.0	+7.0	=15	4	49.0	+21.0	=39	0	31.0	+9.0	=17	6	2:31.0	+43.0	=29
Range Time	56.2	+9.4	=19	50.8	+5.7	14	1:08.4	+19.3	38	56.0	+14.8	=26			3:51.4	+41.2	29			
Course Time	8:51.7	+46.1	18	8:44.4	+39.6	11	8:53.7	+38.7	13	9:05.1	+55.3	16	7:58.4	+51.8	19			43:33.3	+3:41.3	15
Penalty Time	14.9			2:15.7			4:15.9			15.6					7:02.1					
26	41	BEHAN Iryna	UKR		6		54:35.0		+7:05.6		26									
Cumulative Time	11:16.6	+1:43.4	26	23:15.5	+3:41.4	27	34:31.9	+4:45.6	24	46:38.1	+6:48.9	26			54:35.0	+7:05.6	26			
Loop Time	11:16.6	+1:43.4	26	11:58.9	+2:12.8	27	11:16.4	+1:45.3	22	12:06.2	+2:20.6	23	7:56.9	+50.3	18					
Ski Time	10:16.6	+1:08.8	25	20:15.5	+2:00.3	19	30:31.9	+2:45.6	18	40:38.1	+3:33.6	17			48:35.0	+4:23.9	18			
Shooting	1	34.0	+7.0	=12	2	29.0	+4.0	=4	1	36.0	+8.0	=14	2	28.0	+6.0	=6	6	2:07.0	+19.0	10
Range Time	54.2	+7.4	14	50.2	+5.1	12	55.3	+6.2	=11	49.0	+7.8	9			3:28.7	+18.5	9			
Course Time	9:06.4	+1:00.8	29	8:52.9	+48.1	19	9:04.7	+49.7	20	9:01.4	+51.6	14	7:56.9	+50.3	18			44:02.3	+4:10.3	19
Penalty Time	1:16.0			2:15.8			1:16.4			2:15.8					7:04.0					
27	40	LYTVYVENKO Kristina	UKR		6		55:04.9		+7:35.5		27									
Cumulative Time	10:11.2	+38.0	12	21:26.5	+1:52.4	12	33:49.0	+4:02.7	21	47:13.1	+7:23.9	29			55:04.9	+7:35.5	27			
Loop Time	10:11.2	+38.0	12	11:15.3	+1:29.2	20	12:22.5	+2:51.4	34	13:24.1	+3:38.5	37	7:51.8	+45.2	16					
Ski Time	10:11.2	+1:03.4	23	20:26.5	+2:11.3	26	30:49.0	+3:02.7	25	41:13.1	+4:08.6	24			49:04.9	+4:53.8	22			
Shooting	0	37.0	+10.0	=22	1	35.0	+10.0	=29	2	44.0	+16.0	32	3	29.0	+7.0	=10	6	2:25.0	+37.0	23
Range Time	56.3	+9.5	21	56.4	+11.3	30	1:04.1	+15.0	31	55.4	+14.2	23			3:52.2	+42.0	32			
Course Time	8:59.4	+53.8	23	9:03.0	+58.2	25	9:01.7	+46.7	18	9:12.5	+1:02.7	22	7:51.8	+45.2	16			44:08.4	+4:16.4	20
Penalty Time	15.5			1:15.9			2:16.7			3:16.2					7:04.3					
28	25	SIMOVA Lucia	SVK		6		55:19.8		+7:50.4		28									
Cumulative Time	11:02.1	+1:28.9	24	22:16.2	+2:42.1	20	32:34.9	+2:48.6	12	47:03.4	+7:14.2	27			55:19.8	+7:50.4	28			
Loop Time	11:02.1	+1:28.9	24	11:14.1	+1:28.0	19	10:18.7	+47.6	8	14:28.5	+4:42.9	43	8:16.4	+1:09.8	31					
Ski Time	10:02.1	+54.3	17	20:16.2	+2:01.0	20	30:34.9	+2:48.6	19	41:03.4	+3:58.9	21			49:19.8	+5:08.7	23			
Shooting	1	29.0	+2.0	4	1	32.0	+7.0	=15	0	34.0	+6.0	=9	4	39.0	+17.0	=37	6	2:14.0	+26.0	13
Range Time	50.2	+3.4	5	51.7	+6.6	=16	54.5	+5.4	9	56.0	+14.8	=26			3:32.4	+22.2	11			
Course Time	8:56.2	+50.6	22	9:06.7	+1:01.9	27	9:08.9	+53.9	22	9:16.5	+1:06.7	27	8:16.4	+1:09.8	31			44:44.7	+4:52.7	27
Penalty Time	1:15.7			1:15.7			15.3			4:16.0					7:02.7					



SUN 25 JAN 2015

Start Time 13:15 / End Time 14:33

Competition Analysis

Rank	Bib	Name	Ctry Code		T		Loop 1		Loop 2		Loop 3		Loop 4		Loop 5		Result	Behind	Rank	
								Time	Rank	Time	Rank	Time	Rank	Time	Rank	Time	Rank			
29	35	KONDRATYEVA Anastasiya	KAZ		4												55:32.0	+8:02.6	29	
Cumulative Time	12:37.5	+3:04.3	40	23:13.5	+3:39.4	26	35:15.2	+5:28.9	29	47:11.5	+7:22.3	28						55:32.0	+8:02.6	29
Loop Time	12:37.5	+3:04.3	40	10:36.0	+49.9	9	12:01.7	+2:30.6	31	11:56.3	+2:10.7	22	8:20.5	+1:13.9	34					
Ski Time	10:37.5	+1:29.7	35	21:13.5	+2:58.3	=34	32:15.2	+4:28.9	35	43:11.5	+6:07.0	35						51:32.0	+7:20.9	35
Shooting	2	49.0	+22.0 =40	0	32.0	+7.0 =15	1	48.0	+20.0 =37	1	39.0	+17.0 =37						2:48.0	+1:00.0	39
Range Time	1:09.3	+22.5 =40		54.1	+9.0	24	1:10.4	+21.3	40	1:00.8	+19.6	39						4:14.6	+1:04.4	38
Course Time	9:10.7	+1:05.1	31	9:25.0	+1:20.2	35	9:33.0	+1:18.0	35	9:37.7	+1:27.9	35	8:20.5	+1:13.9	34			46:06.9	+6:14.9	35
Penalty Time	2:17.5			16.9			1:18.3			1:17.8								5:10.5		
30	32	HORCIKOVA Andrea	SVK		7												56:30.2	+9:00.8	30	
Cumulative Time	9:51.1	+17.9	6	22:03.4	+2:29.3	19	34:46.5	+5:00.2	25	48:21.0	+8:31.8	31						56:30.2	+9:00.8	30
Loop Time	9:51.1	+17.9	6	12:12.3	+2:26.2	29	12:43.1	+3:12.0	36	13:34.5	+3:48.9	38	8:09.2	+1:02.6	22					
Ski Time	9:51.1	+43.3	11	20:03.4	+1:48.2	16	30:46.5	+3:00.2	24	41:21.0	+4:16.5	27						49:30.2	+5:19.1	26
Shooting	0	35.0	+8.0 =16	2	35.0	+10.0 =29	2	47.0	+19.0	36	3	37.0	+15.0 =31					2:34.0	+46.0	33
Range Time	52.6	+5.8	11	49.5	+4.4 =9		1:06.9	+17.8	36	57.8	+16.6 =33							3:46.8	+36.6	23
Course Time	8:42.3	+36.7	11	9:07.1	+1:02.3	29	9:19.8	+1:04.8	29	9:20.3	+1:10.5	29	8:09.2	+1:02.6	22			44:38.7	+4:46.7	24
Penalty Time	16.2			2:15.7			2:16.4			3:16.4								8:04.7		
31	45	SERRETTE Laurie-Anne	FRA		7												56:49.4	+9:20.0	31	
Cumulative Time	12:26.0	+2:52.8	39	24:40.7	+5:06.6	37	36:26.7	+6:40.4	35	48:46.0	+8:56.8	34						56:49.4	+9:20.0	31
Loop Time	12:26.0	+2:52.8	39	12:14.7	+2:28.6	30	11:46.0	+2:14.9	30	12:19.3	+2:33.7	25	8:03.4	+56.8	20					
Ski Time	10:26.0	+1:18.2	32	20:40.7	+2:25.5	30	31:26.7	+3:40.4	30	41:46.0	+4:41.5	30						49:49.4	+5:38.3	29
Shooting	2	55.0	+28.0	47	2	42.0	+17.0	42	1	49.0	+21.0 =39	2	36.0	+14.0 =29				3:02.0	+1:14.0	41
Range Time	1:14.8	+28.0	45	1:02.0	+16.9	38	1:09.1	+20.0	39	1:09.1	+17.1	37						4:24.2	+1:14.0	40
Course Time	8:53.5	+47.9	19	8:57.0	+52.2	22	9:18.7	+1:03.7	27	9:06.0	+56.2	17	8:03.4	+56.8	20			44:18.6	+4:26.6	22
Penalty Time	2:17.7			2:15.7			1:18.2			2:15.0								8:06.6		
32	42	MARAKOVA Janka	SVK		7												56:52.5	+9:23.1	32	
Cumulative Time	11:20.0	+1:46.8	27	24:39.4	+5:05.3	36	36:18.1	+6:31.8	34	48:43.2	+8:54.0	33						56:52.5	+9:23.1	32
Loop Time	11:20.0	+1:46.8	27	13:19.4	+3:33.3	40	11:38.7	+2:07.6	25	12:25.1	+2:39.5	29	8:09.3	+1:02.7	23					
Ski Time	10:20.0	+1:12.2	27	20:39.4	+2:24.2	29	31:18.1	+3:31.8	29	41:43.2	+4:38.7	29						49:52.5	+5:41.4	30
Shooting	1	37.0	+10.0 =22	3	40.0	+15.0 =38	1	39.0	+11.0 =23	2	34.0	+12.0 =24						2:30.0	+42.0	28
Range Time	57.9	+11.1	27	55.8	+10.7	28	1:01.6	+12.5	26	54.1	+12.9	21						3:49.4	+39.2	27
Course Time	9:05.6	+1:00.0	28	9:07.0	+1:02.2	28	9:20.2	+1:05.2	30	9:14.7	+1:04.9	25	8:09.3	+1:02.7	23			44:56.8	+5:04.8	30
Penalty Time	1:16.5			3:16.6			1:16.9			2:16.3								8:06.3		
33	24	CARDON Julie	FRA		8												56:57.6	+9:28.2	33	
Cumulative Time	12:05.9	+2:32.7	37	25:13.7	+5:39.6	39	35:28.1	+5:41.8	30	48:47.1	+8:57.9	35						56:57.6	+9:28.2	33
Loop Time	12:05.9	+2:32.7	37	13:07.8	+3:21.7	37	10:14.4	+43.3	7	13:19.0	+3:33.4	36	8:10.5	+1:03.9	25					
Ski Time	10:05.9	+58.1	20	20:13.7	+1:58.5	18	30:28.1	+2:41.8	17	40:47.1	+3:42.6	18						48:57.6	+4:46.5	20
Shooting	2	44.0	+17.0 =33	3	43.0	+18.0	43	0	40.0	+12.0 =25	3	36.0	+14.0 =29					2:43.0	+55.0	36
Range Time	1:01.8	+15.0	32	1:03.9	+18.8	41	57.9	+8.8 =19		55.6	+14.4	25						3:59.2	+49.0	33
Course Time	8:47.8	+42.2	14	8:49.1	+44.3	15	9:00.1	+45.1	17	9:07.8	+58.0	19	8:10.5	+1:03.9	25			43:55.3	+4:03.3	18
Penalty Time	2:16.3			3:14.8			16.4			3:15.6								9:03.1		
34	17	MINKKINEN Suvii	FIN		5												57:06.6	+9:37.2	34	
Cumulative Time	11:43.4	+2:10.2	32	24:32.7	+4:58.6	35	35:37.2	+5:50.9	31	48:42.6	+8:53.4	32						57:06.6	+9:37.2	34
Loop Time	11:43.4	+2:10.2	32	12:49.3	+3:03.2	34	11:04.5	+1:33.4	19	13:05.4	+3:19.8	=34	8:24.0	+1:17.4	35					
Ski Time	10:43.4	+1:35.6	37	21:32.7	+3:17.5	38	32:37.2	+4:50.9	36	43:42.6	+6:38.1	36						52:06.6	+7:55.5	36
Shooting	1	45.0	+18.0 =37	2	35.0	+10.0 =29	0	43.0	+15.0	31	2	42.0	+20.0	41				2:45.0	+57.0	=37
Range Time	1:04.2	+17.4	35	58.7	+13.6	35	1:04.0	+14.9	30	1:01.6	+20.4	40						4:08.5	+58.3	36
Course Time	9:23.1	+1:17.5	37	9:34.4	+1:29.6	37	9:44.1	+1:29.1	37	9:47.7	+1:37.9	37	8:24.0	+1:17.4	35			46:53.3	+7:01.3	37
Penalty Time	1:16.1			2:16.2			16.4			2:16.1								6:04.8		
35	28	MAIJALA Meri	FIN		4												57:06.9	+9:37.5	35	
Cumulative Time	11:56.6	+2:23.4	34	24:58.6	+5:24.5	38	37:12.9	+7:26.6	37	48:16.1	+8:26.9	30						57:06.9	+9:37.5	35
Loop Time	11:56.6	+2:23.4	34	13:02.0	+3:15.9	35	12:14.3	+2:43.2	33	11:03.2	+1:17.6	13	8:50.8	+1:44.2	38					
Ski Time	10:56.6	+1:48.8	39	21:58.6	+3:43.4	39	33:12.9	+5:26.6	39	44:16.1	+7:11.6	39						53:06.9	+8:55.8	39
Shooting	1	28.0	+1.0 =2	2	28.0	+3.0	3	1	30.0	+2.0	3	0	22.0	0.0	1			1:48.0	0.0	1
Range Time	47.9	+1.1	2	47.8	+2.7	4	53.3	+4.2 =5		41.2	0.0	1						3:10.2	0.0	1
Course Time	9:51.3	+1:45.7	39	9:57.5	+1:52.7	40	10:03.7	+1:48.7	39	10:05.8	+1:56.0	39	8:50.8	+1:44.2	38			48:49.1	+8:57.1	39
Penalty Time	1:17.4			2:16.7			1:17.3			16.2								5:07.6		



SUN 25 JAN 2015

Start Time 13:15 / End Time 14:33

Competition Analysis

Rank	Bib	Name	Ctry Code		T		Loop 1		Loop 2		Loop 3		Loop 4		Loop 5		Result	Behind	Rank	
								Time	Rank	Time	Rank	Time	Rank	Time	Rank	Time	Rank			
36	47	MIKRYUKOVA Galina	KAZ		8												57:21.3	+9:51.9	36	
Cumulative Time	13:09.4	+3:36.2	41	24:16.8	+4:42.7	32	37:44.0	+7:57.7	38	49:13.3	+9:24.1	36						57:21.3	+9:51.9	36
Loop Time	13:09.4	+3:36.2	41	11:07.4	+1:21.3	18	13:27.2	+3:56.1	39	11:29.3	+1:43.7	18	8:08.0	+1:01.4	21					
Ski Time	10:09.4	+1:01.6	22	20:16.8	+2:01.6	21	30:44.0	+2:57.7	22	41:13.3	+4:08.8	25						49:21.3	+5:10.2	25
Shooting	3	34.0	+7.0 =12	1	35.0	+10.0 =29	3	32.0	+4.0 =4	1	35.0	+13.0 =26						8	2:16.0	+28.0 =14
Range Time	56.2	+9.4 =19		57.1	+12.0 =32		58.5	+9.4 =21		56.2	+15.0 =29								3:48.0	+37.8 =25
Course Time	8:56.0	+50.4 =21		8:54.2	+49.4 =21		9:11.1	+56.1 =24		9:17.2	+1:07.4 =28		8:08.0	+1:01.4 =21					44:26.5	+4:34.5 =23
Penalty Time	3:17.2			1:16.1			3:17.6			1:15.9									9:06.8	
37	14	MACCULLOCH Keely	CAN		4												58:26.2	+10:56.8	37	
Cumulative Time	11:20.7	+1:47.5 =28	24:30.7	+4:56.6 =34	36:58.3	+7:12.0 =36	49:19.1	+9:29.9 =37											58:26.2	+10:56.8 =37
Loop Time	11:20.7	+1:47.5 =28	13:10.0	+3:23.9 =38	12:27.6	+2:56.5 =35	12:20.8	+2:35.2 =26	9:07.1	+2:00.5 =40										
Ski Time	11:20.7	+2:12.9 =40	22:30.7	+4:15.5 =40	33:58.3	+6:12.0 =40	45:19.1	+8:14.6 =40											54:26.2	+10:15.1 =40
Shooting	0	37.0	+10.0 =22	2	32.0	+7.0 =15	1	38.0	+10.0 =20	1	33.0	+11.0 =21						4	2:20.0	+32.0 =19
Range Time	58.5	+11.7 =29	56.0	+10.9 =29	1:01.1	+12.0 =24	56.1	+14.9 =28											3:51.7	+41.5 =30
Course Time	10:04.5	+1:58.9 =40	9:56.6	+1:51.8 =39	10:08.7	+1:53.7 =40	10:07.2	+1:57.4 =40	9:07.1	+2:00.5 =40									49:24.1	+9:32.1 =40
Penalty Time	17.7		2:17.4		1:17.8		1:17.5												5:10.4	
38	31	BATOZYNSKA Karolina	POL		6												58:56.1	+11:26.7	38	
Cumulative Time	10:30.1	+56.9 =16	21:20.6	+1:46.5 =11	35:48.0	+6:01.7 =32	50:01.1	+10:11.9 =38											58:56.1	+11:26.7 =38
Loop Time	10:30.1	+56.9 =16	10:50.5	+1:04.4 =14	14:27.4	+4:56.3 =42	14:13.1	+4:27.5 =41	8:55.0	+1:48.4 =39										
Ski Time	10:30.1	+1:22.3 =33	21:20.6	+3:05.4 =36	32:48.0	+5:01.7 =38	44:01.1	+6:56.6 =38											52:56.1	+8:45.0 =38
Shooting	0	41.0	+14.0 =32	0	33.0	+8.0 =23	3	56.0	+28.0 =44	3	35.0	+13.0 =26						6	2:45.0	+57.0 =37
Range Time	1:01.9	+15.1 =33	55.4	+10.3 =27	1:15.7	+26.6 =43	56.7	+15.5 =30											4:09.7	+59.5 =37
Course Time	9:12.1	+1:06.5 =34	9:39.7	+1:34.9 =38	9:54.9	+1:39.9 =38	10:00.1	+1:50.3 =38	8:55.0	+1:48.4 =39									47:41.8	+7:49.8 =38
Penalty Time	16.1		15.4		3:16.8		3:16.3												7:04.6	
39	29	PATERSON Jessica	CAN		5												59:54.5	+12:25.1	39	
Cumulative Time	11:20.7	+1:47.5 =28	23:40.0	+4:05.9 =31	38:19.6	+8:33.3 =39	50:42.8	+10:53.6 =39											59:54.5	+12:25.1 =39
Loop Time	11:20.7	+1:47.5 =28	12:19.3	+2:33.2 =32	14:39.6	+5:08.5 =43	12:23.2	+2:37.6 =27	9:11.7	+2:05.1 =42										
Ski Time	11:20.7	+2:12.9 =40	22:40.0	+4:24.8 =41	34:19.6	+6:33.3 =41	45:42.8	+8:38.3 =41											54:54.5	+10:43.4 =41
Shooting	0	35.0	+8.0 =16	1	30.0	+5.0 =10	3	37.0	+9.0 =17	1	28.0	+6.0 =6						5	2:10.0	+22.0 =11
Range Time	56.4	+9.6 =22	54.0	+8.9 =23	1:00.8	+11.7 =23	52.2	+11.0 =13											3:43.4	+33.2 =20
Course Time	10:07.5	+2:01.9 =41	10:08.4	+2:03.6 =42	10:21.0	+2:06.0 =42	10:14.3	+2:04.5 =41	9:11.7	+2:05.1 =42									50:02.9	+10:10.9 =41
Penalty Time	16.8		1:16.9		3:17.8		1:16.7												6:08.2	
40	11	GUNES Busra	TUR		6												1:01:56.3	+14:26.9	40	
Cumulative Time	13:44.8	+4:11.6 =44	28:26.5	+8:52.4 =45	40:07.9	+10:21.6 =42	52:48.8	+12:59.6 =40											1:01:56.3	+14:26.9 =40
Loop Time	13:44.8	+4:11.6 =44	14:41.7	+4:55.6 =44	11:41.4	+2:10.3 =27	12:40.9	+2:55.3 =31	9:07.5	+2:00.9 =41										
Ski Time	11:44.8	+2:37.0 =42	23:26.5	+5:11.3 =42	35:07.9	+7:21.6 =42	46:48.8	+9:44.3 =42											55:56.3	+11:45.2 =42
Shooting	2	44.0	+17.0 =33	3	41.0	+16.0 =40	0	40.0	+12.0 =25	1	30.0	+8.0 =14						6	2:35.0	+47.0 =34
Range Time	1:05.3	+18.5 =37	1:03.8	+18.7 =40	1:01.5	+12.4 =25	56.9	+15.7 =31											4:07.5	+57.3 =35
Course Time	10:20.6	+2:15.0 =42	10:20.1	+2:15.3 =43	10:19.9	+2:04.9 =41	10:26.0	+2:16.2 =42	9:07.5	+2:00.9 =41									50:34.1	+10:42.1 =42
Penalty Time	2:18.9		3:17.8		20.0		1:18.0												7:14.7	
41	43	HOLOPAINEN Mira	FIN		11												1:02:02.8	+14:33.4	41	
Cumulative Time	13:30.7	+3:57.5 =43	26:06.4	+6:32.3 =41	39:53.0	+10:06.7 =41	53:42.9	+13:53.7 =42											1:02:02.8	+14:33.4 =41
Loop Time	13:30.7	+3:57.5 =43	12:35.7	+2:49.6 =33	13:46.6	+4:15.5 =40	13:49.9	+4:04.3 =39	8:19.9	+1:13.3 =33										
Ski Time	10:30.7	+1:22.9 =34	21:06.4	+2:51.2 =33	31:53.0	+4:06.7 =33	42:42.9	+5:38.4 =33											51:02.8	+6:51.7 =33
Shooting	3	40.0	+13.0 =29	2	33.0	+8.0 =23	3	41.0	+13.0 =28	3	37.0	+15.0 =31						11	2:31.0	+43.0 =29
Range Time	1:01.6	+14.8 =31	1:00.8	+15.7 =36	1:04.3	+15.2 =32	58.0	+16.8 =36											4:04.7	+54.5 =34
Course Time	9:11.6	+1:06.0 =33	9:18.8	+1:14.0 =33	9:23.8	+1:08.8 =31	9:34.6	+1:24.8 =34	8:19.9	+1:13.3 =33									45:48.7	+5:56.7 =33
Penalty Time	3:17.5		2:16.1		3:18.5		3:17.3												12:09.4	
42	21	HAM Haeyeong	KOR		5												1:02:24.5	+14:55.1	42	
Cumulative Time	12:02.8	+2:29.6 =36	25:28.5	+5:54.4 =40	38:34.7	+8:48.4 =40	52:51.7	+13:02.5 =41											1:02:24.5	+14:55.1 =42
Loop Time	12:02.8	+2:29.6 =36	13:25.7	+3:39.6 =41	13:06.2	+3:35.1 =37	14:17.0	+4:31.4 =42	9:32.8	+2:26.2 =43										
Ski Time	12:02.8	+2:55.0 =43	23:28.5	+5:13.3 =43	35:34.7	+7:48.4 =43	47:51.7	+10:47.2 =43											57:24.5	+13:13.4 =43
Shooting	0	44.0	+17.0 =33	2	37.0	+12.0 =35	1	40.0	+12.0 =25	2	39.0	+17.0 =37						5	2:40.0	+52.0 =35
Range Time	1:08.3	+21.5 =38	1:03.1	+18.0 =39	1:05.5	+16.4 =34	1:05.4	+24.2 =41											4:22.3	+1:12.1 =39
Course Time	10:36.4	+2:30.8 =43	10:04.3	+1:59.5 =41	10:42.3	+2:27.3 =43	10:53.7	+2:43.9 =43	9:32.8	+2:26.2 =43									51:49.5	+11:57.5 =43
Penalty Time	18.1		2:18.3		1:18.4		2:17.9												6:12.7	



SUN 25 JAN 2015

Start Time 13:15 / End Time 14:33

Competition Analysis

Rank	Bib	Name	Ctry Code		T															
		Loop 1		Loop 2		Loop 3		Loop 4		Loop 5		Result	Behind	Rank						
		Time	Rank	Time	Rank	Time	Rank	Time	Rank	Time	Rank									
43	2	TAKEDA Chinatsu	JPN										14	1:05:11.0	+17:41.6	43				
Cumulative Time	12:25.8	+2:52.6	38	27:13.5	+7:39.4	42	42:12.1	+12:25.8	44	57:00.1	+17:10.9	43		1:05:11.0	+17:41.6	43				
Loop Time	12:25.8	+2:52.6	38	14:47.7	+5:01.6	45	14:58.6	+5:27.5	44	14:48.0	+5:02.4	44	8:10.9	+1:04.3	26					
Ski Time	10:25.8	+1:18.0	31	21:13.5	+2:58.3	=34	32:12.1	+4:25.8	34	43:00.1	+5:55.6	34				51:11.0	+6:59.9	34		
Shooting	2	49.0	+22.0	=40	4	1:21.0	+56.0	47	4	53.0	+25.0	=42	4	46.0	+24.0	=42	14	3:49.0	+2:01.0	47
Range Time	1:09.2	+22.4	39	1:27.9	+42.8	47	1:16.8	+27.7	44	1:06.9	+25.7	42				5:00.8	+1:50.6	45		
Course Time	9:01.6	+56.0	27	9:04.0	+59.2	26	9:25.5	+1:10.5	32	9:25.2	+1:15.4	31	8:10.9	+1:04.3	26	45:07.2	+5:15.2	31		
Penalty Time	2:15.0			4:15.8			4:16.3			4:15.9						15:03.0				
44	1	COLEBOURN Jillian	AUS										6	1:08:05.5	+20:36.1	44				
Cumulative Time	13:24.2	+3:51.0	42	28:25.6	+8:51.5	44	41:45.7	+11:59.4	43	58:11.7	+18:22.5	44		1:08:05.5	+20:36.1	44				
Loop Time	13:24.2	+3:51.0	42	15:01.4	+5:15.3	46	13:20.1	+3:49.0	38	16:26.0	+6:40.4	47	9:53.8	+2:47.2	44					
Ski Time	12:24.2	+3:16.4	44	25:25.6	+7:10.4	44	38:45.7	+10:59.4	44	52:11.7	+15:07.2	44				1:02:05.5	+17:54.4	44		
Shooting	1	49.0	+22.0	=40	2	57.0	+32.0	46	0	46.0	+18.0	=34	3	46.0	+24.0	=42	6	3:18.0	+1:30.0	42
Range Time	1:09.3	+22.5	=40	1:17.0	+31.9	46	1:08.2	+19.1	37	1:09.8	+28.6	43				4:44.3	+1:34.1	42		
Course Time	10:56.8	+2:51.2	44	11:26.3	+3:21.5	45	11:53.3	+3:38.3	45	11:57.7	+3:47.9	46	9:53.8	+2:47.2	44	56:07.9	+16:15.9	45		
Penalty Time	1:18.1			2:18.1			18.6			3:18.5						7:13.3				
45	8	BESSONE Veronica	ITA										5	1:10:23.8	+22:54.4	45				
Cumulative Time	15:04.8	+5:31.6	46	28:11.1	+8:37.0	43	44:08.0	+14:21.7	46	59:07.8	+19:18.6	45		1:10:23.8	+22:54.4	45				
Loop Time	15:04.8	+5:31.6	46	13:06.3	+3:20.2	36	15:56.9	+6:25.8	46	14:59.8	+5:14.2	45	11:16.0	+4:09.4	47					
Ski Time	13:04.8	+3:57.0	47	26:11.1	+7:55.9	47	40:08.0	+12:21.7	47	54:07.8	+17:03.3	47				1:05:23.8	+21:12.7	47		
Shooting	2	53.0	+26.0	=44	0	33.0	+8.0	=23	2	1:05.0	+37.0	47	1	51.0	+29.0	45	5	3:22.0	+1:34.0	44
Range Time	1:17.0	+30.2	47	1:01.5	+16.4	37	1:29.9	+40.8	47	1:12.6	+31.4	45				5:01.0	+1:50.8	46		
Course Time	11:27.2	+3:21.6	46	11:45.1	+3:40.3	46	12:06.9	+3:51.9	47	12:26.9	+4:17.1	47	11:16.0	+4:09.4	47	59:02.1	+19:10.1	47		
Penalty Time	2:20.6			19.7			2:20.1			1:20.3						6:20.7				
46	18	JO Kyungran	KOR										8	1:10:35.3	+23:05.9	46				
Cumulative Time	15:03.3	+5:30.1	45	28:43.1	+9:09.0	46	44:06.9	+14:20.6	45	1:00:19.4	+20:30.2	46		1:10:35.3	+23:05.9	46				
Loop Time	15:03.3	+5:30.1	45	13:39.8	+3:53.7	42	15:23.8	+5:52.7	45	16:12.5	+6:26.9	46	10:15.9	+3:09.3	45					
Ski Time	13:03.3	+3:55.5	46	25:43.1	+7:27.9	45	39:06.9	+11:20.6	45	52:19.4	+15:14.9	45				1:02:35.3	+18:24.2	45		
Shooting	2	53.0	+26.0	=44	1	41.0	+16.0	=40	2	1:03.0	+35.0	46	3	57.0	+35.0	47	8	3:34.0	+1:46.0	46
Range Time	1:16.2	+29.4	46	1:05.0	+19.9	43	1:29.7	+40.6	46	1:25.3	+44.1	47				5:16.2	+2:06.0	47		
Course Time	11:28.6	+3:23.0	47	11:15.5	+3:10.7	44	11:34.3	+3:19.3	44	11:27.7	+3:17.9	44	10:15.9	+3:09.3	45	56:02.0	+16:10.0	44		
Penalty Time	2:18.5			1:19.3			2:19.8			3:19.5						9:17.1				
47	30	ERDILER Nihan	TUR										12	1:15:40.1	+28:10.7	47				
Cumulative Time	15:48.0	+6:14.8	47	31:56.4	+12:22.3	47	50:42.3	+20:56.0	47	1:04:48.9	+24:59.7	47		1:15:40.1	+28:10.7	47				
Loop Time	15:48.0	+6:14.8	47	16:08.4	+6:22.3	47	18:45.9	+9:14.8	47	14:06.6	+4:21.0	40	10:51.2	+3:44.6	46					
Ski Time	12:48.0	+3:40.2	45	25:56.4	+7:41.2	46	39:42.3	+11:56.0	46	52:48.9	+15:44.4	46				1:03:40.1	+19:29.0	46		
Shooting	3	47.0	+20.0	39	3	39.0	+14.0	37	5	1:00.0	+32.0	45	1	29.0	+7.0	=10	12	2:55.0	+1:07.0	40
Range Time	1:10.5	+23.7	42	1:04.0	+18.9	42	1:24.0	+34.9	45	53.1	+11.9	18				4:31.6	+1:21.4	41		
Course Time	11:17.4	+3:11.8	45	11:45.3	+3:40.5	47	11:59.9	+3:44.9	46	11:54.9	+3:45.1	45	10:51.2	+3:44.6	46	57:48.7	+17:56.7	46		
Penalty Time	3:20.1			3:19.1			5:22.0			1:18.6						13:19.8				

LEGEND

= Equal sign indicates that two or more competitors share the same rank T Total penalties



SUN 25 JAN 2015

Start Time 13:15 / End Time 14:33

Final Results - Competition Data Summary

Participation

Number of Entries	47
Did not start	0
Did not finish	0
Disqualified	0
Ranked Competitors	47

Atmospheric Conditions at the Stadium

	30 min. before Start	At Start Time	30 min. after Start	At End Time
Weather	Rain Snow	Rain Snow	Rain Snow	Rain Snow
Snow Condition	Granular	Granular	Granular	Granular
Snow Temperature	-1.0 °C / 30.2 °F	-1.0 °C / 30.2 °F	-1.0 °C / 30.2 °F	-1.0 °C / 30.2 °F
Air Temperature	2.0 °C / 35.6 °F	1.0 °C / 33.8 °F	1.0 °C / 33.8 °F	2.0 °C / 35.6 °F
Humidity	79 %	81 %	80 %	80 %
Wind Direction/Speed	N / 0.0 m/s	N / 0.0 m/s	N / 0.0 m/s	N / 1.0 m/s

Jury Information

IBU TD	OBERTANNER Manfred (AUT)
FISU TD	RYBAR Ondrej (CZE)
Chief of Competition	FUSKO Tomas (SVK)
Member	PRUCKER Ubaldo (ITA)
Member	FOMACHKIN Andrei (BLR)

Course Information

yellow 3060m + yellow 3035m + yellow 3035m + yellow 3035m + yellow 2620 m

Total Course Length	14785 m
Height Difference (HD)	34 m
Max. Climb (MM)	25 m
Total Climb (MT)	490 m

Jury Decisions

none

IBU TD

OBERTANNER Manfred (AUT)

LEGEND

N North



Medallists

Medal	Name	Country
GOLD	RAIKOVA Alina	KAZ - Kazakhstan
SILVER	AVVAKUMOVA Ekaterina	RUS - Russian Federation
BRONZE	FIALKOVA Paulina	SVK - Slovakia



WINTER
UNIVERSIADE
ŠTRBSKÉ PLESO/OSRBLIE
NORDIC SKIING & BIATHLON
2015



RESULT BOOK

BIATHLON

Women's 7.5 km Sprint



Start List Summary

Bib	Name	Ctry Code	Start Time	Remarks	Bib	Name	Ctry Code	Start Time	Remarks
1	BIELKINA Nadiia	UKR	12:35:30		26	SIMOVA Lucia	SVK	12:48:00	
2	BONDAR Iana	UKR	12:36:00		27	PAVLOVA Evgeniya	RUS	12:48:30	
3	AADLANDSVIK Lene Berg	NOR	12:36:30		28	ILCHENKO Kristina	RUS	12:49:00	
4	LANDOVA Jitka	CZE	12:37:00		29	PUSKARCIKOVA Eva	CZE	12:49:30	
5	COLEBOURN Jillian	AUS	12:37:30		30	LUTSYKOVICH Aliona	BLR	12:50:00	
6	FIALKOVA Paulina	SVK	12:38:00		31	MAIJALA Meri	FIN	12:50:30	
7	MAJDISOVA Alzbeta	SVK	12:38:30		32	BRYGYNETS Yuliya	UKR	12:51:00	
8	JO Kyungran	KOR	12:39:00		33	LAZZAROTTO Juliette	FRA	12:51:30	
9	HOJNISZ Patrycja	POL	12:39:30		34	RAIKOVA Alina	KAZ	12:52:00	
10	AVVAKUMOVA Ekaterina	RUS	12:40:00		35	WOLOSZYN Katarzyna	POL	12:52:30	
11	MINKKINEN Suvu	FIN	12:40:30		36	MACCULLOCH Keely	CAN	12:53:00	
12	ERDILER Nihan	TUR	12:41:00		37	SKJELDSTADAAS Tonje Marie	NOR	12:53:30	
13	HAM Haeyeong	KOR	12:41:30		38	GYLENKO Alla	UKR	12:54:00	
14	USSANOVA Darya	KAZ	12:42:00		39	SERRETTE Laurie-Anne	FRA	12:54:30	
15	PATERSON Jessica	CAN	12:42:30		40	MURALEEVA Ekaterina	RUS	12:55:00	
16	PADIAL HERNANDEZ Victoria	ESP	12:43:00		41	ANDERSEN Rikke Hald	NOR	12:55:30	
17	CARDON Julie	FRA	12:43:30		42	LYTVYVENKO Kristina	UKR	12:56:00	
18	BESSONE Veronica	ITA	12:44:00		43	HOLOPAINEN Mira	FIN	12:56:30	
19	KONDRATYEVA Anastasiya	KAZ	12:44:30		44	BATOZYNSKA Karolina	POL	12:57:00	
20	MAKA Anna	POL	12:45:00		45	MARAKOVA Janka	SVK	12:57:30	
21	SMIRNOVA Kristina	RUS	12:45:30		46	EFREMOVA Nadezhda	RUS	12:58:00	
22	TAKEDA Chinatsu	JPN	12:46:00		47	HORKA Ludmila	CZE	12:58:30	
23	HORCIKOVA Andrea	SVK	12:46:30		48	MIKRYUKOVA Galina	KAZ	12:59:00	
24	GUNES Busra	TUR	12:47:00		49	VISHNEVSKAYA Galina	KAZ	12:59:30	
25	KISTANOVA Anna	KAZ	12:47:30		50	BEHAN Iryna	UKR	13:00:00	



TUE 27 JAN 2015

Start Time 12:35 / End Time 13:23

Final Results

Rank	Bib	Name	Ctry Code	P	S	T	Result	Behind
1	6	FIALKOVA Paulina	SVK	0	0	0	20:20.8	0.0
2	27	PAVLOVA Evgeniya	RUS	0	0	0	20:50.3	+29.5
3	4	LANDOVA Jitka	CZE	1	0	1	20:55.7	+34.9
4	29	PUSKARCIKOVA Eva	CZE	0	2	2	21:12.2	+51.4
5	49	VISHNEVSKAYA Galina	KAZ	0	0	0	21:18.3	+57.5
6	25	KISTANOVA Anna	KAZ	0	0	0	21:34.4	+1:13.6
7	32	BRYGYNETS Yuliya	UKR	0	0	0	21:38.9	+1:18.1
8	2	BONDAR Iana	UKR	1	2	3	21:44.5	+1:23.7
9	21	SMIRNOVA Kristina	RUS	0	2	2	22:04.4	+1:43.6
10	38	GYLENKO Alla	UKR	1	0	1	22:08.6	+1:47.8
11	42	LYTVYNNENKO Kristina	UKR	0	1	1	22:10.5	+1:49.7
12	14	USSANOVA Darya	KAZ	0	1	1	22:17.2	+1:56.4
13	46	EFREMOVA Nadezhda	RUS	0	2	2	22:19.3	+1:58.5
14	47	HORKA Ludmila	CZE	0	2	2	22:22.1	+2:01.3
15	10	AVVAKUMOVA Ekaterina	RUS	0	1	1	22:29.2	+2:08.4
16	9	HOJNISZ Patrycja	POL	1	2	3	22:31.1	+2:10.3
17	17	CARDON Julie	FRA	1	0	1	22:43.7	+2:22.9
18	1	BIELKINA Nadiia	UKR	2	2	4	22:51.6	+2:30.8
19	20	MAKA Anna	POL	0	2	2	22:59.9	+2:39.1
20	11	MINKKINEN Suvi	FIN	0	0	0	23:07.1	+2:46.3
21	30	LUTSYKOVICH Aliona	BLR	0	2	2	23:09.8	+2:49.0
22	34	RAIKOVA Alina	KAZ	1	1	2	23:14.5	+2:53.7
23	33	LAZZAROTTO Juliette	FRA	1	1	2	23:19.9	+2:59.1
24	3	AADLANDSVIK Lene Berg	NOR	1	2	3	23:22.5	+3:01.7
25	26	SIMOVA Lucia	SVK	1	1	2	23:24.9	+3:04.1
26	28	ILCHENKO Kristina	RUS	1	5	6	23:26.8	+3:06.0
27	7	MAJDISOVA Alzbeta	SVK	0	2	2	23:30.9	+3:10.1
28	41	ANDERSEN Rikke Hald	NOR	1	3	4	23:31.4	+3:10.6
29	37	SKJELDSTADAAS Tonje Marie	NOR	0	2	2	23:35.6	+3:14.8
30	45	MARAKOVA Janka	SVK	1	1	2	23:36.9	+3:16.1
31	23	HORCIKOVA Andrea	SVK	1	2	3	23:45.0	+3:24.2
32	19	KONDRATYEVA Anastassiya	KAZ	0	1	1	23:45.3	+3:24.5
33	40	MURALEEVA Ekaterina	RUS	3	1	4	23:47.8	+3:27.0
34	50	BEHAN Iryna	UKR	2	1	3	23:48.5	+3:27.7
35	16	PADIAL HERNANDEZ Victoria	ESP	2	3	5	23:55.7	+3:34.9
36	31	MAIJALA Meri	FIN	0	1	1	24:16.8	+3:56.0
37	48	MIKRYUKOVA Galina	KAZ	2	2	4	24:19.4	+3:58.6
38	44	BATOZYNSKA Karolina	POL	0	2	2	24:25.1	+4:04.3
39	35	WOLOSZYN Katarzyna	POL	1	1	2	24:36.8	+4:16.0
40	36	MACCULLOCH Keely	CAN	1	1	2	25:04.7	+4:43.9
41	39	SERRETTE Laurie-Anne	FRA	3	2	5	25:17.8	+4:57.0
42	43	HOLOPAINEN Mira	FIN	2	4	6	25:27.3	+5:06.5
43	15	PATERSON Jessica	CAN	3	0	3	26:04.0	+5:43.2
44	13	HAM Haeyeong	KOR	0	1	1	26:33.5	+6:12.7
45	22	TAKEDA Chinatsu	JPN	2	5	7	26:37.4	+6:16.6
46	24	GUNES Busra	TUR	0	4	4	27:17.9	+6:57.1
47	18	BESSONE Veronica	ITA	1	0	1	28:03.4	+7:42.6
48	5	COLEBOURN Jillian	AUS	3	0	3	28:11.5	+7:50.7
49	8	JO Kyungran	KOR	2	1	3	28:58.1	+8:37.3
50	12	ERDILER Nihan	TUR	3	2	5	30:33.2	+10:12.4

LEGEND

P Prone S Standing T Total penalties



TUE 27 JAN 2015

Start Time 12:35 / End Time 13:23

Competition Analysis

Rank	Bib	Name	Ctry Code			T							
		Loop 1			Loop 2			Loop 3			Result	Behind	Rank
		Time	Behind	Rank	Time	Behind	Rank	Time	Behind	Rank			
1	6	FIALKOVA Paulina	SVK						0	20:20.8	0.0	1	
Cumulative Time		7:20.7	0.0	1	14:45.3	0.0	1				20:20.8	0.0	1
Loop Time		7:20.7	0.0	1	7:24.6	0.0	1	5:35.5	+18.4	4			
Shooting		0	29.0	+2.0	=4	0	31.0	+9.0	=18	0	1:00.0	+10.0	=5
Range Time			45.2	0.0	1		48.0	+6.7	10		1:33.2	+5.6	4
Course Time			6:22.6	0.0	1		6:24.0	+3.6	3		18:22.1	+17.8	3
Penalty Time			12.9				12.6				25.5		
2	27	PAVLOVA Evgeniya	RUS						0	20:50.3	+29.5	2	
Cumulative Time		7:42.9	+22.2	4	15:09.7	+24.4	2				20:50.3	+29.5	2
Loop Time		7:42.9	+22.2	4	7:26.8	+2.2	2	5:40.6	+23.5	8			
Shooting		0	29.0	+2.0	=4	0	22.0	0.0	1	0	51.0	+1.0	2
Range Time			47.7	+2.5	5		41.3	0.0	1		1:29.0	+1.4	3
Course Time			6:41.0	+18.4	8		6:32.5	+12.1	7		18:54.1	+49.8	6
Penalty Time			14.2				13.0				27.2		
3	4	LANDOVA Jitka	CZE						1	20:55.7	+34.9	3	
Cumulative Time		7:59.9	+39.2	9	15:38.6	+53.3	3				20:55.7	+34.9	3
Loop Time		7:59.9	+39.2	9	7:38.7	+14.1	3	5:17.1	0.0	1			
Shooting		1	38.0	+11.0	=26	0	48.0	+26.0	48	1	1:26.0	+36.0	44
Range Time			55.8	+10.6	25		1:05.8	+24.5	47		2:01.6	+34.0	41
Course Time			6:26.8	+4.2	2		6:20.4	0.0	=1		18:04.3	0.0	1
Penalty Time			37.3				12.5				49.8		
4	29	PUSKARCIKOVA Eva	CZE						2	21:12.2	+51.4	4	
Cumulative Time		7:38.1	+17.4	2	15:44.3	+59.0	5				21:12.2	+51.4	4
Loop Time		7:38.1	+17.4	2	8:06.2	+41.6	9	5:27.9	+10.8	3			
Shooting		0	31.0	+4.0	=7	2	29.0	+7.0	=8	2	1:00.0	+10.0	=5
Range Time			48.4	+3.2	6		46.4	+5.1	=6		1:34.8	+7.2	6
Course Time			6:34.4	+11.8	5		6:20.4	0.0	=1		18:22.7	+18.4	4
Penalty Time			15.3				59.4				1:14.7		
5	49	VISHNEVSKAYA Galina	KAZ						0	21:18.3	+57.5	5	
Cumulative Time		7:56.7	+36.0	7	15:39.4	+54.1	4				21:18.3	+57.5	5
Loop Time		7:56.7	+36.0	7	7:42.7	+18.1	4	5:38.9	+21.8	7			
Shooting		0	38.0	+11.0	=26	0	29.0	+7.0	=8	0	1:07.0	+17.0	22
Range Time			57.0	+11.8	28		49.0	+7.7	13		1:46.0	+18.4	22
Course Time			6:45.9	+23.3	11		6:40.7	+20.3	9		19:05.5	+1:01.2	8
Penalty Time			13.8				13.0				26.8		
6	25	KISTANOVA Anna	KAZ						0	21:34.4	+1:13.6	6	
Cumulative Time		7:57.8	+37.1	8	15:50.0	+1:04.7	6				21:34.4	+1:13.6	6
Loop Time		7:57.8	+37.1	8	7:52.2	+27.6	7	5:44.4	+27.3	10			
Shooting		0	40.0	+13.0	35	0	30.0	+8.0	=13	0	1:10.0	+20.0	=24
Range Time			58.3	+13.1	32		50.1	+8.8	20		1:48.4	+20.8	24
Course Time			6:45.6	+23.0	10		6:48.5	+28.1	16		19:18.5	+1:14.2	13
Penalty Time			13.9				13.6				27.5		
7	32	BRYGYNETS Yuliya	UKR						0	21:38.9	+1:18.1	7	
Cumulative Time		8:04.5	+43.8	14	15:56.1	+1:10.8	7				21:38.9	+1:18.1	7
Loop Time		8:04.5	+43.8	14	7:51.6	+27.0	6	5:42.8	+25.7	9			
Shooting		0	34.0	+7.0	=17	0	30.0	+8.0	=13	0	1:04.0	+14.0	16
Range Time			52.2	+7.0	=17		47.3	+6.0	8		1:39.5	+11.9	9
Course Time			6:57.9	+35.3	=25		6:50.3	+29.9	18		19:31.0	+1:26.7	15
Penalty Time			14.4				14.0				28.4		
8	2	BONDAR Iana	UKR						3	21:44.5	+1:23.7	8	
Cumulative Time		8:05.5	+44.8	15	16:19.0	+1:33.7	11				21:44.5	+1:23.7	8
Loop Time		8:05.5	+44.8	15	8:13.5	+48.9	10	5:25.5	+8.4	2			
Shooting		1	43.0	+16.0	=39	2	31.0	+9.0	=18	3	1:14.0	+24.0	=30
Range Time			1:01.2	+16.0	37		49.3	+8.0	17		1:50.5	+22.9	26
Course Time			6:28.6	+6.0	3		6:25.8	+5.4	5		18:19.9	+15.6	2
Penalty Time			35.7				58.4				1:34.1		
9	21	SMIRNOVA Kristina	RUS						2	22:04.4	+1:43.6	9	
Cumulative Time		7:47.3	+26.6	5	16:15.7	+1:30.4	10				22:04.4	+1:43.6	9
Loop Time		7:47.3	+26.6	5	8:28.4	+1:03.8	16	5:48.7	+31.6	12			
Shooting		0	27.0	0.0	=1	2	30.0	+8.0	=13	2	57.0	+7.0	4
Range Time			45.5	+0.3	=2		49.2	+7.9	=15		1:34.7	+7.1	5
Course Time			6:47.4	+24.8	=12		6:36.5	+16.1	8		19:12.6	+1:08.3	=10
Penalty Time			14.4				1:02.7				1:17.1		



TUE 27 JAN 2015

Start Time 12:35 / End Time 13:23

Competition Analysis

Rank	Bib	Name	Ctry Code			T							
		Loop 1			Loop 2			Loop 3			Result	Behind	Rank
		Time	Behind	Rank	Time	Behind	Rank	Time	Behind	Rank			
19	20	MAKA Anna	POL						2	22:59.9	+2:39.1	19	
Cumulative Time		8:03.9	+43.2	13	16:52.6	+2:07.3	19				22:59.9	+2:39.1	
Loop Time		8:03.9	+43.2	13	8:48.7	+1:24.1	25	6:07.3	+50.2	29			
Shooting		0	34.0	+7.0	=17	2	34.0	+12.0	=30	2	1:08.0	+18.0	
Range Time			54.9	+9.7	23		56.0	+14.7	34		1:50.9	+23.3	
Course Time			6:54.0	+31.4	18		6:49.4	+29.0	17		19:50.7	+1:46.4	
Penalty Time			15.0				1:03.3				1:18.3		
20	11	MINKKINEN Suvi	FIN						0	23:07.1	+2:46.3	20	
Cumulative Time		8:21.3	+1:00.6	23	16:51.6	+2:06.3	18				23:07.1	+2:46.3	
Loop Time		8:21.3	+1:00.6	23	8:30.3	+1:05.7	19	6:15.5	+58.4	37			
Shooting		0	39.0	+12.0	=32	0	36.0	+14.0	=33	0	1:15.0	+25.0	
Range Time			57.5	+12.3	29		54.1	+12.8	28		1:51.6	+24.0	
Course Time			7:09.5	+46.9	37		7:22.5	+1:02.1	41		20:47.5	+2:43.2	
Penalty Time			14.3				13.7				28.0		
21	30	LUTSYKOVICH Aliona	BLR						2	23:09.8	+2:49.0	21	
Cumulative Time		8:10.7	+50.0	18	17:07.2	+2:21.9	20				23:09.8	+2:49.0	
Loop Time		8:10.7	+50.0	18	8:56.5	+1:31.9	30	6:02.6	+45.5	21			
Shooting		0	30.0	+3.0	6	2	32.0	+10.0	=22	2	1:02.0	+12.0	
Range Time			50.1	+4.9	10		50.4	+9.1	21		1:40.5	+12.9	
Course Time			7:05.4	+42.8	32		6:58.7	+38.3	24		20:06.7	+2:02.4	
Penalty Time			15.2				1:07.4				1:22.6		
22	34	RAIKOVA Alina	KAZ						2	23:14.5	+2:53.7	22	
Cumulative Time		8:39.0	+1:18.3	30	17:09.2	+2:23.9	21				23:14.5	+2:53.7	
Loop Time		8:39.0	+1:18.3	30	8:30.2	+1:05.6	18	6:05.3	+48.2	26			
Shooting		1	48.0	+21.0	44	1	28.0	+6.0	=6	2	1:16.0	+26.0	
Range Time			1:06.5	+21.3	43		49.2	+7.9	=15		1:55.7	+28.1	
Course Time			6:54.2	+31.6	=19		7:02.7	+42.3	30		20:02.2	+1:57.9	
Penalty Time			38.3				38.3				1:16.6		
23	33	LAZZAROTTO Juliette	FRA						2	23:19.9	+2:59.1	23	
Cumulative Time		8:33.4	+1:12.7	28	17:12.0	+2:26.7	23				23:19.9	+2:59.1	
Loop Time		8:33.4	+1:12.7	28	8:38.6	+1:14.0	22	6:07.9	+50.8	32			
Shooting		1	34.0	+7.0	=17	1	29.0	+7.0	=8	2	1:03.0	+13.0	
Range Time			51.2	+6.0	=12		49.4	+8.1	18		1:40.6	+13.0	
Course Time			6:59.4	+36.8	29		7:06.9	+46.5	34		20:14.2	+2:09.9	
Penalty Time			42.8				42.3				1:25.1		
24	3	AADLANDSVIK Lene Berg	NOR						3	23:22.5	+3:01.7	24	
Cumulative Time		8:26.9	+1:06.2	26	17:17.6	+2:32.3	26				23:22.5	+3:01.7	
Loop Time		8:26.9	+1:06.2	26	8:50.7	+1:26.1	28	6:04.9	+47.8	25			
Shooting		1	32.0	+5.0	=10	2	30.0	+8.0	=13	3	1:02.0	+12.0	
Range Time			51.2	+6.0	=12		48.9	+7.6	12		1:40.1	+12.5	
Course Time			6:55.2	+32.6	21		6:53.9	+33.5	21		19:54.0	+1:49.7	
Penalty Time			40.5				1:07.9				1:48.4		
25	26	SIMOVA Lucia	SVK						2	23:24.9	+3:04.1	25	
Cumulative Time		8:34.0	+1:13.3	29	17:10.4	+2:25.1	22				23:24.9	+3:04.1	
Loop Time		8:34.0	+1:13.3	29	8:36.4	+1:11.8	21	6:14.5	+57.4	36			
Shooting		1	33.0	+6.0	=14	1	38.0	+16.0	=39	2	1:11.0	+21.0	
Range Time			51.8	+6.6	14		55.7	+14.4	=32		1:47.5	+19.9	
Course Time			7:02.9	+40.3	31		7:02.4	+42.0	29		20:19.8	+2:15.5	
Penalty Time			39.3				38.3				1:17.6		
26	28	ILCHENKO Kristina	RUS						6	23:26.8	+3:06.0	26	
Cumulative Time		8:01.8	+41.1	12	17:28.7	+2:43.4	29				23:26.8	+3:06.0	
Loop Time		8:01.8	+41.1	12	9:26.9	+2:02.3	42	5:58.1	+41.0	17			
Shooting		1	32.0	+5.0	=10	5	28.0	+6.0	=6	6	1:00.0	+10.0	
Range Time			49.6	+4.4	8		46.1	+4.8	5		1:35.7	+8.1	
Course Time			6:34.9	+12.3	6		6:25.7	+5.3	4		18:58.7	+54.4	
Penalty Time			37.3				2:15.1				2:52.4		
27	7	MAJDISOVA Alzbeta	SVK						2	23:30.9	+3:10.1	27	
Cumulative Time		8:07.2	+46.5	17	17:26.4	+2:41.1	28				23:30.9	+3:10.1	
Loop Time		8:07.2	+46.5	17	9:19.2	+1:54.6	40	6:04.5	+47.4	24			
Shooting		0	38.0	+11.0	=26	2	38.0	+16.0	=39	2	1:16.0	+26.0	
Range Time			55.9	+10.7	26		57.4	+16.1	40		1:53.3	+25.7	
Course Time			6:58.0	+35.4	27		7:14.7	+54.3	37		20:17.2	+2:12.9	
Penalty Time			13.3				1:07.1				1:20.4		

Timing and Results provided by TISSOT



TUE 27 JAN 2015

Start Time 12:35 / End Time 13:23

Competition Analysis

Rank	Bib	Name	Ctry Code	T												
				Loop 1			Loop 2			Loop 3			Result	Behind	Rank	
			Time	Behind	Rank	Time	Behind	Rank	Time	Behind	Rank					
28	41	ANDERSEN Rikke Hald	NOR										4	23:31.4	+3:10.6	28
Cumulative Time		8:24.2	+1:03.5	24	17:36.6	+2:51.3	32				23:31.4	+3:10.6	28			
Loop Time		8:24.2	+1:03.5	24	9:12.4	+1:47.8	39	5:54.8	+37.7	15						
Shooting		1	35.0	+8.0	21	3	31.0	+9.0	=18	4		1:06.0	+16.0	21		
Range Time		52.4	+7.2	19	49.1	+7.8	14				1:41.5	+13.9	16			
Course Time		6:55.6	+33.0	23	7:00.4	+40.0	25	5:54.8	+37.7	15	19:50.8	+1:46.5	20			
Penalty Time		36.2				1:22.9							1:59.1			
29	37	SKJELDSTADAAS Tonje Marie	NOR										2	23:35.6	+3:14.8	29
Cumulative Time		8:13.3	+52.6	19	17:22.2	+2:36.9	27				23:35.6	+3:14.8	29			
Loop Time		8:13.3	+52.6	19	9:08.9	+1:44.3	36	6:13.4	+56.3	34						
Shooting		0	31.0	+4.0	=7	2	34.0	+12.0	=30	2		1:05.0	+15.0	=17		
Range Time		51.1	+5.9	11	53.9	+12.6	27				1:45.0	+17.4	21			
Course Time		7:06.4	+43.8	34	7:07.5	+47.1	35	6:13.4	+56.3	34	20:27.3	+2:23.0	36			
Penalty Time		15.8				1:07.5							1:23.3			
30	45	MARAKOVA Janka	SVK										2	23:36.9	+3:16.1	30
Cumulative Time		8:42.8	+1:22.1	33	17:33.4	+2:48.1	31				23:36.9	+3:16.1	30			
Loop Time		8:42.8	+1:22.1	33	8:50.6	+1:26.0	27	6:03.5	+46.4	23						
Shooting		1	37.0	+10.0	25	1	36.0	+14.0	=33	2		1:13.0	+23.0	29		
Range Time		55.6	+10.4	24	57.3	+16.0	39				1:52.9	+25.3	29			
Course Time		7:06.5	+43.9	35	7:12.2	+51.8	36	6:03.5	+46.4	23	20:22.2	+2:17.9	35			
Penalty Time		40.7				41.1							1:21.8			
31	23	HORCIKOVA Andrea	SVK										3	23:45.0	+3:24.2	31
Cumulative Time		8:29.2	+1:08.5	27	17:30.6	+2:45.3	30				23:45.0	+3:24.2	31			
Loop Time		8:29.2	+1:08.5	27	9:01.4	+1:36.8	31	6:14.4	+57.3	35						
Shooting		1	33.0	+6.0	=14	2	32.0	+10.0	=22	3		1:05.0	+15.0	=17		
Range Time		52.9	+7.7	20	51.2	+9.9	23				1:44.1	+16.5	20			
Course Time		6:55.3	+32.7	22	7:04.3	+43.9	33	6:14.4	+57.3	35	20:14.0	+2:09.7	28			
Penalty Time		41.0				1:05.9							1:46.9			
32	19	KONDRATYEVA Anastassiya	KAZ										1	23:45.3	+3:24.5	32
Cumulative Time		8:20.6	+59.9	21	17:15.3	+2:30.0	25				23:45.3	+3:24.5	32			
Loop Time		8:20.6	+59.9	21	8:54.7	+1:30.1	29	6:30.0	+1:12.9	39						
Shooting		0	38.0	+11.0	=26	1	37.0	+15.0	38	1		1:15.0	+25.0	=32		
Range Time		58.0	+12.8	31	57.0	+15.7	38				1:55.0	+27.4	34			
Course Time		7:07.2	+44.6	36	7:15.6	+55.2	38	6:30.0	+1:12.9	39	20:52.8	+2:48.5	39			
Penalty Time		15.4				42.1							57.5			
33	40	MURALEEVA Ekaterina	RUS										4	23:47.8	+3:27.0	33
Cumulative Time		9:18.3	+1:57.6	40	17:45.0	+2:59.7	35				23:47.8	+3:27.0	33			
Loop Time		9:18.3	+1:57.6	40	8:26.7	+1:02.1	15	6:02.8	+45.7	22						
Shooting		3	27.0	0.0	=1	1	23.0	+1.0	2	4		50.0	0.0	1		
Range Time		46.3	+1.1	4	42.6	+1.3	3				1:28.9	+1.3	2			
Course Time		6:59.1	+36.5	28	7:04.2	+43.8	32	6:02.8	+45.7	22	20:06.1	+2:01.8	25			
Penalty Time		1:32.9				39.9							2:12.8			
34	50	BEHAN Iryna	UKR										3	23:48.5	+3:27.7	34
Cumulative Time		9:18.2	+1:57.5	39	17:41.3	+2:56.0	33				23:48.5	+3:27.7	34			
Loop Time		9:18.2	+1:57.5	39	8:23.1	+58.5	13	6:07.2	+50.1	=27						
Shooting		2	36.0	+9.0	=22	1	25.0	+3.0	4	3		1:01.0	+11.0	=8		
Range Time		56.0	+10.8	27	46.4	+5.1	=6				1:42.4	+14.8	18			
Course Time		7:15.6	+53.0	39	6:57.1	+36.7	22	6:07.2	+50.1	=27	20:19.9	+2:15.6	33			
Penalty Time		1:06.6				39.6							1:46.2			
35	16	PADIAL HERNANDEZ Victoria	ESP										5	23:55.7	+3:34.9	35
Cumulative Time		8:45.3	+1:24.6	35	17:55.3	+3:10.0	37				23:55.7	+3:34.9	35			
Loop Time		8:45.3	+1:24.6	35	9:10.0	+1:45.4	38	6:00.4	+43.3	20						
Shooting		2	32.0	+5.0	=10	3	33.0	+11.0	=27	5		1:05.0	+15.0	=17		
Range Time		49.0	+3.8	7	51.7	+10.4	24				1:40.7	+13.1	15			
Course Time		6:53.2	+30.6	=16	6:51.0	+30.6	20	6:00.4	+43.3	20	19:44.6	+1:40.3	18			
Penalty Time		1:03.1				1:27.3							2:30.4			
36	31	MAIJALA Meri	FIN										1	24:16.8	+3:56.0	36
Cumulative Time		8:40.5	+1:19.8	31	17:42.3	+2:57.0	34				24:16.8	+3:56.0	36			
Loop Time		8:40.5	+1:19.8	31	9:01.8	+1:37.2	32	6:34.5	+1:17.4	41						
Shooting		0	28.0	+1.0	3	1	24.0	+2.0	3	1		52.0	+2.0	3		
Range Time		45.5	+0.3	=2	42.1	+0.8	2				1:27.6	0.0	1			
Course Time		7:39.8	+1:17.2	43	7:37.8	+1:17.4	43	6:34.5	+1:17.4	41	21:52.1	+3:47.8	43			
Penalty Time		15.2				41.9							57.1			



TUE 27 JAN 2015

Start Time 12:35 / End Time 13:23

Competition Analysis

Rank	Bib	Name	Ctry Code	T									
		Loop 1			Loop 2			Loop 3			Result	Behind	Rank
		Time	Behind	Rank	Time	Behind	Rank	Time	Behind	Rank			
37	48	MIKRYUKOVA Galina	KAZ	4	24:19.4	+3:58.6	37						
Cumulative Time		9:07.2	+1:46.5	38	18:12.2	+3:26.9	39				24:19.4	+3:58.6	37
Loop Time		9:07.2	+1:46.5	38	9:05.0	+1:40.4	35	6:07.2	+50.1	=27			
Shooting		2	45.0	+18.0	42	2	36.0	+14.0	=33	4	1:21.0	+31.0	=41
Range Time		1:03.8	+18.6	41	56.6	+15.3	36				2:00.4	+32.8	=38
Course Time		6:57.1	+34.5	24	7:01.9	+41.5	28	6:07.2	+50.1	=27	20:06.2	+2:01.9	26
Penalty Time		1:06.3			1:06.5						2:12.8		
38	44	BATOZYNSKA Karolina	POL	2	24:25.1	+4:04.3	38						
Cumulative Time		8:20.9	+1:00.2	22	17:46.0	+3:00.7	36				24:25.1	+4:04.3	38
Loop Time		8:20.9	+1:00.2	22	9:25.1	+2:00.5	41	6:39.1	+1:22.0	43			
Shooting		0	41.0	+14.0	=36	2	39.0	+17.0	=42	2	1:20.0	+30.0	=39
Range Time		1:00.2	+15.0	36	1:00.4	+19.1	43				2:00.6	+33.0	40
Course Time		7:05.6	+43.0	33	7:18.5	+58.1	39	6:39.1	+1:22.0	43	21:03.2	+2:58.9	40
Penalty Time		15.1			1:06.2						1:21.3		
39	35	WOLOSZYN Katarzyna	POL	2	24:36.8	+4:16.0	39						
Cumulative Time		9:02.3	+1:41.6	36	18:05.7	+3:20.4	38				24:36.8	+4:16.0	39
Loop Time		9:02.3	+1:41.6	36	9:03.4	+1:38.8	34	6:31.1	+1:14.0	40			
Shooting		1	39.0	+12.0	=32	1	42.0	+20.0	=45	2	1:21.0	+31.0	=41
Range Time		59.6	+14.4	=34	1:03.6	+22.3	44				2:03.2	+35.6	42
Course Time		7:22.3	+59.7	41	7:19.6	+59.2	40	6:31.1	+1:14.0	40	21:13.0	+3:08.7	41
Penalty Time		40.4			40.2						1:20.6		
40	36	MACCULLOCH Keely	CAN	2	25:04.7	+4:43.9	40						
Cumulative Time		9:20.4	+1:59.7	41	18:29.9	+3:44.6	40				25:04.7	+4:43.9	40
Loop Time		9:20.4	+1:59.7	41	9:09.5	+1:44.9	37	6:34.8	+1:17.7	42			
Shooting		1	41.0	+14.0	=36	1	33.0	+11.0	=27	2	1:14.0	+24.0	=30
Range Time		1:02.1	+16.9	39	54.5	+13.2	30				1:56.6	+29.0	36
Course Time		7:35.8	+1:13.2	42	7:31.4	+1:11.0	42	6:34.8	+1:17.7	42	21:42.0	+3:37.7	42
Penalty Time		42.5			43.6						1:26.1		
41	39	SERRETTE Laurie-Anne	FRA	5	25:17.8	+4:57.0	41						
Cumulative Time		10:06.5	+2:45.8	45	19:09.4	+4:24.1	42				25:17.8	+4:57.0	41
Loop Time		10:06.5	+2:45.8	45	9:02.9	+1:38.3	33	6:08.4	+51.3	33			
Shooting		3	1:01.0	+34.0	49	2	38.0	+16.0	=39	5	1:39.0	+49.0	47
Range Time		1:20.8	+35.6	49	56.8	+15.5	37				2:17.6	+50.0	47
Course Time		7:12.3	+49.7	38	7:00.6	+40.2	26	6:08.4	+51.3	33	20:21.3	+2:17.0	34
Penalty Time		1:33.4			1:05.5						2:38.9		
42	43	HOLOPAINEN Mira	FIN	6	25:27.3	+5:06.5	42						
Cumulative Time		9:07.0	+1:46.3	37	19:08.6	+4:23.3	41				25:27.3	+5:06.5	42
Loop Time		9:07.0	+1:46.3	37	10:01.6	+2:37.0	46	6:18.7	+1:01.6	38			
Shooting		2	44.0	+17.0	41	4	36.0	+14.0	=33	6	1:20.0	+30.0	=39
Range Time		1:04.0	+18.8	42	56.4	+15.1	35				2:00.4	+32.8	=38
Course Time		6:57.9	+35.3	=25	7:01.6	+41.2	27	6:18.7	+1:01.6	38	20:18.2	+2:13.9	31
Penalty Time		1:05.1			2:03.6						3:08.7		
43	15	PATERSON Jessica	CAN	3	26:04.0	+5:43.2	43						
Cumulative Time		10:28.7	+3:08.0	46	19:19.2	+4:33.9	43				26:04.0	+5:43.2	43
Loop Time		10:28.7	+3:08.0	46	8:50.5	+1:25.9	26	6:44.8	+1:27.7	44			
Shooting		3	38.0	+11.0	=26	0	32.0	+10.0	=22	3	1:10.0	+20.0	=24
Range Time		59.6	+14.4	=34	53.5	+12.2	26				1:53.1	+25.5	30
Course Time		7:50.4	+1:27.8	44	7:42.7	+1:22.3	44	6:44.8	+1:27.7	44	22:17.9	+4:13.6	44
Penalty Time		1:38.7			14.3						1:53.0		
44	13	HAM Haeyeong	KOR	1	26:33.5	+6:12.7	44						
Cumulative Time		9:34.8	+2:14.1	43	19:34.4	+4:49.1	44				26:33.5	+6:12.7	44
Loop Time		9:34.8	+2:14.1	43	9:59.6	+2:35.0	45	6:59.1	+1:42.0	46			
Shooting		0	41.0	+14.0	=36	1	42.0	+20.0	=45	1	1:23.0	+33.0	43
Range Time		1:03.5	+18.3	40	1:05.1	+23.8	46				2:08.6	+41.0	44
Course Time		8:15.3	+1:52.7	47	8:11.3	+1:50.9	46	6:59.1	+1:42.0	46	23:25.7	+5:21.4	46
Penalty Time		16.0			43.2						59.2		
45	22	TAKEDA Chinatsu	JPN	7	26:37.4	+6:16.6	45						
Cumulative Time		9:43.4	+2:22.7	44	20:30.0	+5:44.7	47				26:37.4	+6:16.6	45
Loop Time		9:43.4	+2:22.7	44	10:46.6	+3:22.0	48	6:07.4	+50.3	30			
Shooting		2	58.0	+31.0	48	5	1:01.0	+39.0	50	7	1:59.0	+1:09.0	50
Range Time		1:18.1	+32.9	48	1:18.6	+37.3	50				2:36.7	+1:09.1	49
Course Time		7:20.4	+57.8	40	7:02.8	+42.4	31	6:07.4	+50.3	30	20:30.6	+2:26.3	37
Penalty Time		1:04.9			2:25.2						3:30.1		

Timing and Results provided by TISSOT



TUE 27 JAN 2015

Start Time 12:35 / End Time 13:23

Competition Analysis

Rank	Bib	Name	Ctry Code			T							
		Loop 1			Loop 2			Loop 3			Result	Behind	Rank
		Time	Behind	Rank	Time	Behind	Rank	Time	Behind	Rank			
46	24	GUNES Busra	TUR						4	27:17.9	+6:57.1	46	
Cumulative Time		9:23.6	+2:02.9	42	20:21.4	+5:36.1	45				27:17.9	+6:57.1	46
Loop Time		9:23.6	+2:02.9	42	10:57.8	+3:33.2	49	6:56.5	+1:39.4	45			
Shooting		0	38.0	+11.0	=26	4	32.0	+10.0	=22	4	1:10.0	+20.0	=24
Range Time		57.7	+12.5	30	55.7	+14.4	=32				1:53.4	+25.8	32
Course Time		8:08.6	+1:46.0	46	7:52.8	+1:32.4	45	6:56.5	+1:39.4	45	22:57.9	+4:53.6	45
Penalty Time		17.3			2:09.3						2:26.6		
47	18	BESSONE Veronica	ITA						1	28:03.4	+7:42.6	47	
Cumulative Time		10:34.9	+3:14.2	47	20:29.2	+5:43.9	46				28:03.4	+7:42.6	47
Loop Time		10:34.9	+3:14.2	47	9:54.3	+2:29.7	44	7:34.2	+2:17.1	49			
Shooting		1	46.0	+19.0	43	0	33.0	+11.0	=27	1	1:19.0	+29.0	38
Range Time		1:08.3	+23.1	44	55.3	+14.0	31				2:03.6	+36.0	43
Course Time		8:38.6	+2:16.0	48	8:43.6	+2:23.2	49	7:34.2	+2:17.1	49	24:56.4	+6:52.1	49
Penalty Time		48.0			15.4						1:03.4		
48	5	COLEBOURN Jillian	AUS						3	28:11.5	+7:50.7	48	
Cumulative Time		11:08.5	+3:47.8	48	21:00.6	+6:15.3	48				28:11.5	+7:50.7	48
Loop Time		11:08.5	+3:47.8	48	9:52.1	+2:27.5	43	7:10.9	+1:53.8	48			
Shooting		3	49.0	+22.0	45	0	40.5	+18.5	44	3	1:29.5	+39.5	46
Range Time		1:09.7	+24.5	45	1:03.8	+22.5	45				2:13.5	+45.9	45
Course Time		8:06.8	+1:44.2	45	8:33.2	+2:12.8	48	7:10.9	+1:53.8	48	23:50.9	+5:46.6	47
Penalty Time		1:52.0			15.1						2:07.1		
49	8	JO Kyungran	KOR						3	28:58.1	+8:37.3	49	
Cumulative Time		11:40.1	+4:19.4	49	21:51.1	+7:05.8	49				28:58.1	+8:37.3	49
Loop Time		11:40.1	+4:19.4	49	10:11.0	+2:46.4	47	7:07.0	+1:49.9	47			
Shooting		2	1:08.0	+41.0	50	1	44.0	+22.0	47	3	1:52.0	+1:02.0	49
Range Time		1:29.4	+44.2	50	1:07.9	+26.6	48				2:37.3	+1:09.7	50
Course Time		8:51.6	+2:29.0	50	8:18.7	+1:58.3	47	7:07.0	+1:49.9	47	24:17.3	+6:13.0	48
Penalty Time		1:19.1			44.4						2:03.5		
50	12	ERDILER Nihan	TUR						5	30:33.2	+10:12.4	50	
Cumulative Time		11:51.0	+4:30.3	50	22:53.6	+8:08.3	50				30:33.2	+10:12.4	50
Loop Time		11:51.0	+4:30.3	50	11:02.6	+3:38.0	50	7:39.6	+2:22.5	50			
Shooting		3	51.0	+24.0	46	2	36.0	+14.0	=33	5	1:27.0	+37.0	45
Range Time		1:14.8	+29.6	47	58.8	+17.5	42				2:13.6	+46.0	46
Course Time		8:46.2	+2:23.6	49	8:46.5	+2:26.1	50	7:39.6	+2:22.5	50	25:12.3	+7:08.0	50
Penalty Time		1:50.0			1:17.3						3:07.3		

LEGEND

= Equal sign indicates that two or more competitors share the same rank

T Total penalties



TUE 27 JAN 2015

Start Time 12:35 / End Time 13:23

Final Results - Competition Data Summary

Participation

Number of Entries	50
Did not start	0
Did not finish	0
Disqualified	0
Ranked Competitors	50

Atmospheric Conditions at the Stadium

	30 min. before Start	At Start Time	30 min. after Start	At End Time
Weather	Snow	Snow	Snow	Mostly Cloudy
Snow Condition	Compact	Compact	Compact	Compact
Snow Temperature	-4,0 °C / 24,8 °F	-5,0 °C / 23,0 °F	-5,0 °C / 23,0 °F	-5,0 °C / 23,0 °F
Air Temperature	-6,0 °C / 21,2 °F	-6,0 °C / 21,2 °F	-5,0 °C / 23,0 °F	-4,0 °C / 24,8 °F
Humidity	95 %	94 %	95 %	95 %
Wind Direction/Speed	WSW / 1,0 m/s	WSW / 0,0 m/s	WSW / 0,0 m/s	WSW / 1,0 m/s

Jury Information

IBU TD	OBERTANNER Manfred (AUT)
FISU TD	RYBAR Ondrej (CZE)
Chief of Competition	FUSKO Tomas (SVK)
Member	PRUCKER Ubaldo (ITA)
Member	FOMACHKIN Andrei (BLR)

Course Information

green 2640m + green 2615m + green 2200m

Total Course Length	7455 m
Height Difference (HD)	34 m
Max. Climb (MM)	25 m
Total Climb (MT)	255 m

Jury Decisions

none

IBU TD

OBERTANNER Manfred (AUT)

LEGEND

WSW West-Southwest



Medallists

Medal	Name	Country
GOLD	FIALKOVA Paulina	SVK - Slovakia
SILVER	PAVLOVA Evgeniya	RUS - Russian Federation
BRONZE	LANDOVA Jitka	CZE - Czech Republic



WINTER
UNIVERSIADE
ŠTRBSKÉ PLESO/OSRBLIE
NORDIC SKIING & BIATHLON
2015



RESULT BOOK
BIATHLON

Women's 10 km Pursuit



WED 28 JAN 2015

Start Time 12:45

Start List

Bib	Name	Ctry Code	Start Behind				P	P	S	S	T	Time
			Lane 1	Lane 2	Lane 3	Lane 4						
1	FIALKOVA Paulina	SVK	0:00									
2	PAVLOVA Evgeniya	RUS		0:30								
3	LANDOVA Jitka	CZE			0:35							
4	PUSKARCIKOVA Eva	CZE				0:51						
5	VISHNEVSKAYA Galina	KAZ	0:58									
6	KISTANOVA Anna	KAZ		1:14								
7	BRYGYNETS Yuliya	UKR			1:18							
8	BONDAR Iana	UKR				1:24						
9	SMIRNOVA Kristina	RUS	1:44									
10	GYLENKO Alla	UKR		1:48								
11	LYTVYNENKO Kristina	UKR			1:50							
12	USSANOVA Darya	KAZ				1:56						
13	EFREMOVA Nadezhda	RUS	1:59									
14	HORKA Ludmila	CZE		2:01								
15	AVVAKUMOVA Ekaterina	RUS			2:08							
16	HOJNISZ Patrycja	POL				2:10						
17	CARDON Julie	FRA	2:23									
18	BIELKINA Nadiia	UKR		2:31								
19	MAKA Anna	POL			2:39							
20	MINKKINEN Suvu	FIN				2:46						
21	LUTSYKOVICH Aliona	BLR	2:49									
22	RAIKOVA Alina	KAZ		2:54								
23	LAZZAROTTO Juliette	FRA			2:59							
24	AADLANDSVIK Lene Berg	NOR				3:02						
25	SIMOVA Lucia	SVK	3:04									
26	ILCHENKO Kristina	RUS		3:06								
27	MAJDISOVA Alzbeta	SVK			3:10							
28	ANDERSEN Rikke Hald	NOR				3:11						
29	SKJELDSTADAAS Tonje Marie	NOR	3:15									
30	MARAKOVA Janka	SVK		3:16								
31	HORCIKOVA Andrea	SVK			3:24							
32	KONDRATYEVA Anastasiya	KAZ				3:25						
33	MURALEEVA Ekaterina	RUS	3:27									
34	BEHAN Iryna	UKR		3:28								
35	PADIAL HERNANDEZ Victoria	ESP			3:35							
36	MAIJALA Meri	FIN				3:56						
37	MIKRYUKOVA Galina	KAZ	3:59									
38	BATOZYNSKA Karolina	POL		4:04			Wave: 4:00					
39	WOLOSZYN Katarzyna	POL			4:16		Wave: 4:00					
40	MACCULLOCH Keely	CAN				4:44	Wave: 4:00					
41	SERRETTE Laurie-Anne	FRA	4:57				Wave: 4:00					
42	HOLOPAINEN Mira	FIN		5:07			Wave: 4:00					
43	PATERSON Jessica	CAN			5:43		Wave: 4:00					
44	HAM Haeyeong	KOR				6:13	Wave: 4:00					
45	TAKEDA Chinatsu	JPN	6:17				Wave: 4:00					
46	GUNES Busra	TUR		6:57			Wave: 4:00					
47	BESSONE Veronica	ITA			7:43		Wave: 4:00					
48	COLEBOURN Jillian	AUS				7:51	Wave: 4:00					
49	JO Kyungran	KOR	8:37				Wave: 4:00					
50	ERDILER Nihan	TUR		10:12			Wave: 4:00					

LEGEND

P Prone S Standing T Total penalties



WED 28 JAN 2015

Start Time 12:45 / End Time 13:24

Final Results

Rank	Bib	Name	Ctry Code	Start Behind	P	P	S	S	T	Time Behind
1	2	PAVLOVA Evgeniya	RUS	0:30	0	0	1	1	2	30:45.1
2	1	FIALKOVA Paulina	SVK	0:00	2	0	1	0	3	+38.2
3	9	SMIRNOVA Kristina	RUS	1:44	0	2	0	0	2	+1:45.8
4	6	KISTANOVA Anna	KAZ	1:14	0	1	0	2	3	+2:49.0
5	8	BONDAR Iana	UKR	1:24	1	1	3	2	7	+3:01.8
6	26	ILCHENKO Kristina	RUS	3:06	3	0	0	2	5	+3:16.7
7	7	BRYGYNETS Yuliya	UKR	1:18	0	2	1	1	4	+3:17.2
8	13	EFREMOVA Nadezhda	RUS	1:59	1	1	1	1	4	+3:19.4
9	17	CARDON Julie	FRA	2:23	1	0	0	0	1	+3:27.7
10	15	AVVAKUMOVA Ekaterina	RUS	2:08	1	0	1	0	2	+3:27.9
11	33	MURALEEVA Ekaterina	RUS	3:27	0	0	0	1	1	+3:39.2
12	10	GYLENKO Alla	UKR	1:48	0	1	1	2	4	+3:39.6
13	14	HORKA Ludmila	CZE	2:01	0	1	2	2	5	+3:50.3
14	11	LYTVYENENKO Kristina	UKR	1:50	0	1	3	1	5	+4:29.7
15	18	BIELKINA Nadiia	UKR	2:31	1	1	0	2	4	+4:30.0
16	5	VISHNEVSKAYA Galina	KAZ	0:58	3	5	1	1	10	+4:55.8
17	35	PADIAL HERNANDEZ Victoria	ESP	3:35	1	2	0	0	3	+4:59.0
18	16	HOJNISZ Patrycja	POL	2:10	1	3	1	2	7	+5:05.4
19	27	MAJDISOVA Alzbeta	SVK	3:10	0	0	2	1	3	+5:16.4
20	23	LAZZAROTTO Juliette	FRA	2:59	0	1	1	1	3	+5:51.2
21	19	MAKA Anna	POL	2:39	2	1	0	1	4	+5:53.5
22	25	SIMOVA Lucia	SVK	3:04	1	2	1	0	4	+6:00.2
23	29	SKJELDSTADAAS Tonje Marie	NOR	3:15	0	1	2	1	4	+6:01.5
24	28	ANDERSEN Rikke Hald	NOR	3:11	0	1	2	1	4	+6:16.2
25	20	MINKKINEN Sui	FIN	2:46	2	1	1	1	5	+6:52.5
26	21	LUTSYKOVICH Aliona	BLR	2:49	0	2	2	2	6	+7:46.4

Lapped

24	AADLANDSVIK Lene Berg	NOR	3:02	3	1	3			
30	MARAKOVA Janka	SVK	3:16	2	1	3			
31	HORCIKOVA Andrea	SVK	3:24	1	2	4			
32	KONDRATYEVA Anastasiya	KAZ	3:25	0	2	0			
34	BEHAN Iryna	UKR	3:28	2	3				
36	MAIJALA Meri	FIN	3:56	2	0				
37	MIKRYUKOVA Galina	KAZ	3:59	1	4				
39	WOLOSZYN Katarzyna	POL	4:16	0	1				
40	MACCULLOCH Keely	CAN	4:44	2	0				
41	SERRETTE Laurie-Anne	FRA	4:57	1	0	2			
42	HOLOPAINEN Mira	FIN	5:07	3	1				
43	PATERSON Jessica	CAN	5:43	0	0				
44	HAM Haeyeong	KOR	6:13	2					
45	TAKEDA Chinatsu	JPN	6:17	2	5				
47	BESSONE Veronica	ITA	7:43	2					
48	COLEBOURN Jillian	AUS	7:51	1	3				
49	JO Kyungran	KOR	8:37	2					

Did not start

3	LANDOVA Jitka	CZE	0:35						
4	PUSKARCIKOVA Eva	CZE	0:51						
12	USSANOVA Darya	KAZ	1:56						
22	RAIKOVA Alina	KAZ	2:54						
38	BATOZYNSKA Karolina	POL	4:04						
46	GUNES Busra	TUR	6:57						
50	ERDILER Nihan	TUR	10:12						

LEGEND

P Prone S Standing T Total penalties



WED 28 JAN 2015

Start Time 12:45 / End Time 13:24

Competition Analysis

Rank	Bib	Name		Ctry Code		T						
Loop 1		Loop 2		Loop 3		Loop 4		Loop 5		Result	Behind	Rank
Time	Rank	Time	Rank	Time	Rank	Time	Rank	Time	Rank			
Lapped												
24		AADLANDSVIK Lene Berg						NOR				
Cumulative Time	10:56.4	+4:02.2	30	18:07.4	+4:58.6	29	26:11.6	+6:25.7	28			
Loop Time	7:54.4	+3:38.2	41	7:11.0	+56.6	19	8:04.2	+1:56.6	29			
Shooting	3	37.0	+11.0 =21	1	32.0	+5.0	9	3	31.0	+7.0	=12	
Range Time	54.5	+11.4	21	47.4	+4.1	4	50.9	+9.7	17			
Course Time	5:31.3	+3:05.6	26	5:43.7	+36.2	28	5:41.2	+32.0	19			
Penalty Time	1:28.6			39.9			1:32.1					
30		MARAKOVA Janka						SVK				
Cumulative Time	10:41.5	+3:47.3	29	17:54.6	+4:45.8	26	26:12.6	+6:26.7	29			
Loop Time	7:25.5	+3:09.3	36	7:13.1	+58.7	21	8:18.0	+2:10.4	30			
Shooting	2	41.0	+15.0	29	1	39.0	+12.0	=22	3	39.0	+15.0	=26
Range Time	1:00.0	+16.9	31	54.0	+10.7	15	56.4	+15.2	27			
Course Time	5:26.1	+3:00.4	18	5:41.7	+34.2	26	5:50.2	+41.0	24			
Penalty Time	59.4			37.4			1:31.4					
31		HORCIKOVA Andrea						SVK				
Cumulative Time	10:23.0	+3:28.8	25	18:07.3	+4:58.5	28	27:00.7	+7:14.8	31			
Loop Time	6:59.0	+2:42.8	26	7:44.3	+1:29.9	31	8:53.4	+2:45.8	31			
Shooting	1	34.0	+8.0	=15	2	37.0	+10.0	=16	4	35.0	+11.0	=20
Range Time	53.3	+10.2	19	55.9	+12.6	21	54.2	+13.0	26			
Course Time	5:28.8	+3:03.1	21	5:45.0	+37.5	30	6:00.9	+51.7	30			
Penalty Time	36.9			1:03.4			1:58.3					
32		KONDRATYEVA Anastasiya						KAZ				
Cumulative Time	10:19.3	+3:25.1	23	18:27.9	+5:19.1	30	25:47.4	+6:01.5	27			
Loop Time	6:54.3	+2:38.1	24	8:08.6	+1:54.2	35	7:19.5	+1:11.9	20			
Shooting	0	49.0	+23.0	42	2	47.0	+20.0	=33	0	29.0	+5.0	=7
Range Time	1:06.1	+23.0	40	1:07.6	+24.3	37	52.0	+10.8	21			
Course Time	5:34.7	+3:09.0	29	5:52.8	+45.3	35	6:11.9	+1:02.7	31			
Penalty Time	13.5			1:08.2			15.6					
34		BEHAN Iryna						UKR				
Cumulative Time	11:25.9	+4:31.7	34	19:52.7	+6:43.9	38						
Loop Time	7:57.9	+3:41.7	42	8:26.8	+2:12.4	36						
Shooting	2	37.0	+11.0	=21	3	48.0	+21.0	=36				
Range Time	54.4	+11.3	20	1:08.6	+25.3	38						
Course Time	5:57.7	+3:32.0	42	5:49.3	+41.8	31						
Penalty Time	1:05.8			1:28.9								
36		MAIJALA Meri						FIN				
Cumulative Time	11:55.5	+5:01.3	36	19:14.0	+6:05.2	34						
Loop Time	7:59.5	+3:43.3	43	7:18.5	+1:04.1	=23						
Shooting	2	28.0	+2.0	=4	0	28.0	+1.0	=2				
Range Time	48.3	+5.2	7	48.9	+5.6	6						
Course Time	6:02.9	+3:37.2	43	6:15.3	+1:07.8	38						
Penalty Time	1:08.3			14.3								
37		MIKRYUKOVA Galina						KAZ				
Cumulative Time	11:15.4	+4:21.2	32	19:50.4	+6:41.6	37						
Loop Time	7:16.4	+3:00.2	34	8:35.0	+2:20.6	38						
Shooting	1	34.0	+8.0	=15	4	36.0	+9.0	=14				
Range Time	51.5	+8.4	=12			53.8	+10.5	14				
Course Time	5:44.7	+3:19.0	39	5:41.1	+33.6	25						
Penalty Time	40.2			2:00.1								
39		WOLOSZYN Katarzyna						POL				
Cumulative Time	11:17.6	+4:23.4	33	19:06.5	+5:57.7	33						
Loop Time	7:01.6	+2:45.4	27	7:48.9	+1:34.5	33						
Shooting	0	46.0	+20.0	=37	1	41.0	+14.0	=29				
Range Time	1:03.5	+20.4	37	1:02.9	+19.6	32						
Course Time	5:42.6	+3:16.9	37	6:05.9	+58.4	36						
Penalty Time	15.5			40.1								



WED 28 JAN 2015

Start Time 12:45 / End Time 13:24

Competition Analysis

Rank	Bib	Name	Ctry Code		T							
Loop 1		Loop 2		Loop 3		Loop 4		Loop 5		Result	Behind	Rank
Time	Rank	Time	Rank	Time	Rank	Time	Rank	Time	Rank			
40		MACCULLOCH Keely		CAN								
Cumulative Time	11:58.5	+5:04.3	37	19:18.8	+6:10.0	35						
Loop Time	7:14.5	+2:58.3	33	7:20.3	+1:05.9	25						
Shooting	2	31.0	+5.0 =12	0	35.0	+8.0 =11						
Range Time	52.9	+9.8	17	56.8	+13.5	23						
Course Time	5:15.5	+2:49.8	12	6:09.2	+1:01.7	37						
Penalty Time	1:06.1			14.3								
41		SERRETTE Laurie-Anne		FRA								
Cumulative Time	11:29.2	+4:35.0	35	18:40.1	+5:31.3	31	26:37.1	+6:51.2	30			
Loop Time	6:32.2	+2:16.0	=10	7:10.9	+56.5	18	7:57.0	+1:49.4	27			
Shooting	1	52.0	+26.0	43	0	55.0	+28.0	40	2	40.0	+16.0	28
Range Time	1:08.0	+24.9	42	1:12.0	+28.7	39	58.4	+17.2	30			
Course Time	4:45.8	+2:20.1	8	5:44.6	+37.1	29	5:52.1	+42.9	26			
Penalty Time	38.4			14.3			1:06.5					
42		HOLOPAINEN Mira		FIN								
Cumulative Time	12:13.9	+5:19.7	40	19:45.2	+6:36.4	36						
Loop Time	7:06.9	+2:50.7	29	7:31.3	+1:16.9	29						
Shooting	3	42.0	+16.0 =30	1	43.0	+16.0	32					
Range Time	59.8	+16.7	30	1:01.1	+17.8	30						
Course Time	4:36.2	+2:10.5	7	5:51.1	+43.6	33						
Penalty Time	1:30.9			39.1								
43		PATERSON Jessica		CAN								
Cumulative Time	11:14.4	+4:20.2	31	18:43.0	+5:34.2	32						
Loop Time	5:31.4	+1:15.2	3	7:28.6	+1:14.2	28						
Shooting	0	29.0	+3.0 =6	0	27.0	0.0	1					
Range Time	48.2	+5.1	6	49.2	+5.9	7						
Course Time	4:28.6	+2:02.9	6	6:24.6	+1:17.1	40						
Penalty Time	14.6			14.8								
44		HAM Haeyeong		KOR								
Cumulative Time	12:36.7	+5:42.5	41									
Loop Time	6:23.7	+2:07.5	6									
Shooting	2	40.0	+14.0 =26									
Range Time	1:02.0	+18.9	35									
Course Time	4:13.5	+1:47.8	5									
Penalty Time	1:08.2											
45		TAKEDA Chinatsu		JPN								
Cumulative Time	12:02.6	+5:08.4	38	21:24.7	+8:15.9	39						
Loop Time	5:45.6	+1:29.4	5	9:22.1	+3:07.7	39						
Shooting	2	48.0	+22.0 =40	5	48.0	+21.0 =36						
Range Time	1:03.6	+20.5	38	1:05.6	+22.3	35						
Course Time	3:38.5	+1:12.8	4	5:51.4	+43.9	34						
Penalty Time	1:03.5			2:25.1								
47		BESSONE Veronica		ITA								
Cumulative Time	13:21.0	+6:26.8	42									
Loop Time	5:38.0	+1:21.8	4									
Shooting	2	48.0	+22.0 =40									
Range Time	1:09.1	+26.0	43									
Course Time	3:14.5	+48.8	3									
Penalty Time	1:14.4											
48		COLEBOURN Jillian		AUS								
Cumulative Time	12:07.2	+5:13.0	39	21:38.2	+8:29.4	40						
Loop Time	4:16.2	0.0	1	9:31.0	+3:16.6	40						
Shooting	1	45.0	+19.0	36	3	54.0	+27.0	39				
Range Time	1:07.9	+24.8	41	1:17.5	+34.2	40						
Course Time	2:25.7	0.0	1	6:17.2	+1:09.7	39						
Penalty Time	42.6			1:56.3								
49		JO Kyungran		KOR								
Cumulative Time	13:21.6	+6:27.4	43									
Loop Time	4:44.6	+28.4	2									
Shooting	2	42.0	+16.0 =30									
Range Time	1:01.8	+18.7	34									
Course Time	2:28.9	+3.2	2									
Penalty Time	1:13.9											



WED 28 JAN 2015

Start Time 12:45 / End Time 13:24

Competition Analysis												T				
Rank	Bib	Name	Loop 1		Loop 2		Loop 3		Loop 4		Loop 5		Result	Behind	Rank	
			Time	Rank	Time	Rank	Time	Rank	Time	Rank	Time	Rank				
Did not start																
	3	LANDOVA Jitka														
	4	PUSKARCIKOVA Eva														
	12	USSANOVA Darya														
	22	RAIKOVA Alina														
	38	BATOZYNSKA Karolina														
	46	GUNES Busra														
	50	ERDILER Nihan														

LEGEND

= Equal sign indicates that two or more competitors share the same rank T Total penalties



WED 28 JAN 2015

Start Time 12:45 / End Time 13:24

Final Results - Competition Data Summary

Participation

Number of Entries	50
Did not start	7
Did not finish	0
Disqualified	0
Lapped	17
Ranked Competitors	26

Atmospheric Conditions at the Stadium

	30 min. before Start	At Start Time	30 min. after Start	At End Time
Weather	Sky Clear	Sky Clear	Sky Clear	Sky Clear
Snow Condition	Compact	Compact	Compact	Compact
Snow Temperature	-1,0 °C / 30,2 °F	-1,0 °C / 30,2 °F	-1,0 °C / 30,2 °F	-1,0 °C / 30,2 °F
Air Temperature	2,0 °C / 35,6 °F	2,0 °C / 35,6 °F	2,0 °C / 35,6 °F	2,0 °C / 35,6 °F
Humidity	86 %	86 %	87 %	87 %
Wind Direction/Speed	WSW / 1,0 m/s	WSW / 1,0 m/s	WSW / 1,0 m/s	WSW / 1,0 m/s

Jury Information

IBU TD	OBERTANNER Manfred (AUT)
FISU TD	RYBAR Ondrej (CZE)
Chief of Competition	FUSKO Tomas (SVK)
Member	PRUCKER Ubaldo (ITA)
Member	FOMACHKIN Andrei (BLR)

Course Information

red 2140m + red 2115m + red 2115m + red 2115m + red 1700m

Total Course Length	10260 m
Height Difference (HD)	27 m
Max. Climb (MM)	25 m
Total Climb (MT)	302 m

Jury Decisions

none

IBU TD

OBERTANNER Manfred (AUT)

LEGEND

WSW West-Southwest



Medallists

Medal	Name	Country
GOLD	PAVLOVA Evgeniya	RUS - Russian Federation
SILVER	FIALKOVA Paulina	SVK - Slovakia
BRONZE	SMIRNOVA Kristina	RUS - Russian Federation



WINTER
UNIVERSIADE
ŠTRBSKÉ PLESO/OSRBLIE
NORDIC SKIING & BIATHLON
2015



RESULT BOOK
BIATHLON

Women's 12.5 km Mass Start



Qualification Status - Provisional Start List

AFTER 3 COMPETITIONS

Bib	Name	Ctry Code	Gold	Silver	Bronze	Universiade Points
Medal Winners						
1	FIALKOVA Paulina	SVK	SP	PU	IN	162
2	PAVLOVA Evgeniya	RUS	PU	SP		154
3	RAIKOVA Alina	KAZ	IN			79
4	AVVAKUMOVA Ekaterina	RUS		IN		111
5	LANDOVA Jitka	CZE			SP	48
6	SMIRNOVA Kristina	RUS			PU	118
Qualified by Universiade Points						
7	VISHNEVSKAYA Galina	KAZ				108
8	BONDAR Iana	UKR				100
9	HORKA Ludmila	CZE				91
10	GYLENKO Alla	UKR				89
11	BRYGNETS Yuliya	UKR				88
12	KISTANOVA Anna	KAZ				81
13	MURALEEVA Ekaterina	RUS				72
14	BIELKINA Nadiia	UKR				72
15	LYTVYENENKO Kristina	UKR				71
16	LAZZAROTTO Juliette	FRA				70
17	HOJNISZ Patrycja	POL				69
18	MAKA Anna	POL				67
19	CARDON Julie	FRA				64
20	EFREMOVA Nadezhda	RUS				62
21	USSANOVA Darya	KAZ				61
22	PADIAL HERNANDEZ Victoria	ESP				54
23	MAJDISOVA Alzbeta	SVK				54
24	ILCHENKO Kristina	RUS				53
25	SKJELDSTADAAS Tonje Marie	NOR				52
26	LUTSYKOVICH Aliona	BLR				52
27	ANDERSEN Rikke Hald	NOR				50
28	SIMOVA Lucia	SVK				48
29	AADLANDSVIK Lene Berg	NOR				45
30	MINKKINEN Suvi	FIN				44
Reserve athletes qualified by Universiade points:						
	PUSKARCIKOVA Eva	CZE				43
***	MOROZOVA Nadezda	RUS				30
***	ANKUDINOVA Elena	RUS				27
	BEHAN Iryna	UKR				22
	WOLOSZYN Katarzyna	POL				21
	KONDRATYEVA Anastasiya	KAZ				21
	HORCIKOVA Andrea	SVK				21
	MARAKOVA Janka	SVK				20
	MAIJALA Meri	FIN				11
	SERRETTE Laurie-Anne	FRA				10
	MIKRYUKOVA Galina	KAZ				9
	BATOZYNSKA Karolina	POL				6
	MACCULLOCH Keely	CAN				5
	PATERSON Jessica	CAN				2
	GUNES Busra	TUR				1

NOTE

Athletes must confirm their participation by Saturday 31 JAN 2015 11:00
Bib numbers will be distributed Saturday 31 JAN 2015 12:30

LEGEND

*** Competitor out of Country Quota **IN** Individual **PU** Pursuit
SP Sprint



Start List

Bib	Name	Ctry Code	Start Row	P	P	S	S	T	Time
1	FIALKOVA Paulina	SVK	1						
2	AVVAKUMOVA Ekaterina	RUS							
3	LANDOVA Jitka	CZE							
4	VISHNEVSKAYA Galina	KAZ	2						
5	BONDAR Iana	UKR							
6	HORKA Ludmila	CZE							
7	GYLENKO Alla	UKR	3						
8	BRYGYNETS Yuliya	UKR							
9	KISTANOVA Anna	KAZ							
10	MURALEEVA Ekaterina	RUS	4						
11	BIELKINA Nadiia	UKR							
12	LYTVYENENKO Kristina	UKR							
13	LAZZAROTTO Juliette	FRA	5						
14	HOJNISZ Patrycja	POL							
15	MAKA Anna	POL							
16	CARDON Julie	FRA	6						
17	EFREMOVA Nadezhda	RUS							
18	USSANOVA Darya	KAZ							
19	PADIAL HERNANDEZ Victoria	ESP	7						
20	MAJDISOVA Alzbeta	SVK							
21	ILCHENKO Kristina	RUS							
22	SKJELDSTADAAS Tonje Marie	NOR	8						
23	LUTSYKOVICH Aliona	BLR							
24	ANDERSEN Rikke Hald	NOR							
25	SIMOVA Lucia	SVK	9						
26	AADLANDSVIK Lene Berg	NOR							
27	MINKKINEN Suvu	FIN							
28	PUSKARCIKOVA Eva	CZE	10						
29	MOROZOVA Nadezda	RUS							
30	ANKUDINOVA Elena	RUS							

LEGEND

P Prone **S** Standing **T** Total penalties



SAT 31 JAN 2015

Start Time 14:00 / End Time 14:48

Final Results

Rank	Bib	Name	Ctry Code	P	P	S	S	T	Time Behind
1	3	LANDOVA Jitka	CZE	0	0	1	1	2	40:00.5
2	28	PUSKARCIKOVA Eva	CZE	0	0	0	2	2	+55.2
3	5	BONDAR Iana	UKR	1	0	1	4	6	+1:05.5
4	8	BRYGYNETS Yuliya	UKR	1	0	1	0	2	+1:25.1
5	30	ANKUDINOVA Elena	RUS	0	0	1	0	1	+1:38.4
6	4	VISHNEVSKAYA Galina	KAZ	0	1	1	3	5	+1:48.3
7	2	AVVAKUMOVA Ekaterina	RUS	1	0	1	0	2	+2:12.8
8	11	BIELKINA Nadiia	UKR	0	1	2	0	3	+2:17.8
9	1	FIALKOVA Paulina	SVK	1	0	0	3	4	+2:36.8
10	24	ANDERSEN Rikke Hald	NOR	0	0	2	1	3	+2:51.3
11	10	MURALEEVA Ekaterina	RUS	0	2	1	0	3	+3:23.6
12	9	KISTANOVA Anna	KAZ	2	1	1	2	6	+3:43.5
13	26	AADLANDSVIK Lene Berg	NOR	2	2	1	0	5	+3:49.4
14	19	PADIAL HERNANDEZ Victoria	ESP	0	1	2	2	5	+4:00.1
15	21	ILCHENKO Kristina	RUS	3	1	2	2	8	+4:16.9
16	17	EFREMOVA Nadezhda	RUS	1	2	1	0	4	+4:20.0
17	12	LYTVYENENKO Kristina	UKR	1	1	0	1	3	+4:41.0
18	13	LAZZAROTTO Juliette	FRA	0	1	0	0	1	+4:52.8
19	25	SIMOVA Lucia	SVK	0	3	0	1	4	+4:58.4
20	29	MOROZOVA Nadezda	RUS	0	1	1	1	3	+5:00.9
21	23	LUTSYKOVICH Aliona	BLR	2	1	1	0	4	+5:15.2
22	16	CARDON Julie	FRA	1	0	1	1	3	+5:26.7
23	6	HORKA Ludmila	CZE	0	3	2	3	8	+5:43.0
24	14	HOJNISZ Patrycja	POL	3	2	2	1	8	+5:44.7
25	15	MAKA Anna	POL	1	2	0	1	4	+5:44.8
26	22	SKJELDSTADAAS Tonje Marie	NOR	2	1	1	1	5	+6:13.7
27	7	GYLENKO Alla	UKR	2	2	2	2	8	+7:14.9
28	20	MAJDISOVA Alzbeta	SVK	1	0	2	1	4	+7:23.0
29	27	MINKKINEN Suvii	FIN	1	0	2	2	5	+8:11.0

Did not finish

18	USSANOVA Darya	KAZ	3
----	----------------	-----	---

LEGEND

P	Prone	S	Standing	T	Total penalties
---	-------	---	----------	---	-----------------



SAT 31 JAN 2015

Start Time 14:00 / End Time 14:48

Competition Analysis

Rank	Bib	Name	Ctry Code		T		Loop 1		Loop 2		Loop 3		Loop 4		Loop 5		Result	Behind	Rank			
								Time	Behind	Time	Behind	Time	Behind	Time	Behind	Time	Behind					
28	20	MAJDISOVA Alzbeta	SVK		4		47:23.5	+7:23.0	28													
Cumulative Time		9:37.2	+1:17.8	22	19:18.6	+2:47.1	21	29:49.9	+4:58.9	27	39:59.8	+6:15.0	27					47:23.5	+7:23.0	28		
Loop Time		9:37.2	+1:17.8	22	9:41.4	+1:33.6	=20	10:31.3	+2:17.9	28	10:09.9	+1:33.7	26	7:23.7	+1:23.4	29						
Shooting	1	39.0	+12.0	=24	0	42.0	+12.0	25	2	39.0	+16.0	27	1	32.0	+8.0	=17	4	2:32.0	+47.0	26		
Range Time		58.6	+14.0	28	1:01.2	+14.7	24	1:00.0	+18.1	27	51.5	+8.1	=19					3:51.3	+54.1	26		
Course Time		7:54.1	+40.3	24	8:25.9	+1:28.9	28	8:15.8	+1:14.2	26	8:33.2	+1:28.1	29	7:23.7	+1:23.4	29		40:32.7	+6:10.7	28		
Penalty Time		44.5			14.3			1:15.5			45.2							2:59.5				
29	27	MINKKINEN Suvi	FIN		5		48:11.5	+8:11.0	29													
Cumulative Time		9:56.3	+1:36.9	26	19:38.2	+3:06.7	26	30:16.4	+5:25.4	29	40:54.0	+7:09.2	29	7:17.5	+1:17.2	28				48:11.5	+8:11.0	29
Loop Time		9:56.3	+1:36.9	26	9:41.9	+1:34.1	22	10:38.2	+2:24.8	29	10:37.6	+2:01.4	29	7:17.5	+1:17.2	28						
Shooting	1	44.0	+17.0	29	0	38.0	+8.0	15	2	33.0	+10.0	=17	2	33.0	+9.0	=20	5	2:28.0	+43.0	=24		
Range Time		1:02.8	+18.2	29	58.1	+11.6	19	51.7	+9.8	21	53.2	+9.8	=24					3:45.8	+48.6	24		
Course Time		8:08.2	+54.4	30	8:28.3	+1:31.3	29	8:27.4	+1:25.8	29	8:25.5	+1:20.4	28	7:17.5	+1:17.2	28		40:46.9	+6:24.9	29		
Penalty Time		45.3			15.5			1:19.1			1:18.9							3:38.8				

Did not finish

Rank	Bib	Name	Ctry Code	
18		USSANOVA Darya	KAZ	
Cumulative Time		9:58.5	+1:39.1	28
Loop Time		9:58.5	+1:39.1	28
Shooting	3	40.0	+13.0	=27
Range Time		58.2	+13.6	26
Course Time		7:21.3	+7.5	9
Penalty Time		1:39.0		

LEGEND

= Equal sign indicates that two or more competitors share the same rank T Total penalties



SAT 31 JAN 2015

Start Time 14:00 / End Time 14:48

Final Results - Competition Data Summary

Participation

Number of Entries	30
Did not start	0
Did not finish	1
Disqualified	0
Ranked Competitors	29

Atmospheric Conditions at the Stadium

	30 min. before Start	At Start Time	30 min. after Start	At End Time
Weather	Partly Cloudy	Partly Cloudy	Partly Cloudy	Partly Cloudy
Snow Condition	Packed powder	Packed powder	Packed powder	Packed powder
Snow Temperature	-3,0 °C / 26,6 °F	-3,0 °C / 26,6 °F	-2,0 °C / 28,4 °F	-2,0 °C / 28,4 °F
Air Temperature	-2,0 °C / 28,4 °F	-2,0 °C / 28,4 °F	-2,0 °C / 28,4 °F	-2,0 °C / 28,4 °F
Humidity	45 %	45 %	45 %	45 %
Wind Direction/Speed	WSW / 5,0 m/s	WSW / 2,0 m/s	WSW / 3,0 m/s	WSW / 3,0 m/s

Jury Information

IBU TD	OBERTANNER Manfred (AUT)
FISU TD	RYBAR Ondrej (CZE)
Chief of Competition	FUSKO Tomas (SVK)
Member	PRUCKER Ubaldo (ITA)
Member	FOMACHKIN Andrei (BLR)

Course Information

green 2640m + green 2615m + green 2615m + green 2615m + green 2200m

Total Course Length	12685 m
Height Difference (HD)	34 m
Max. Climb (MM)	25 m
Total Climb (MT)	424 m

Jury Decisions

none

IBU TD

OBERTANNER Manfred (AUT)

LEGEND

WSW West-Southwest



Medallists

Medal	Name	Country
GOLD	LANDOVA Jitka	CZE - Czech Republic
SILVER	PUSKARCIKOVA Eva	CZE - Czech Republic
BRONZE	BONDAR Iana	UKR - Ukraine



WINTER
UNIVERSIADE
ŠTRBSKÉ PLESO/OSRBLIE
NORDIC SKIING & BIATHLON
2015



RESULT BOOK

BIATHLON

Men's 20 km Individual



SUN 25 JAN 2015

Start Time 10:15

Start List Summary

REVISED
26 JAN 11:34

Bib	Name	Ctry Code	Start Time	Remarks	Bib	Name	Ctry Code	Start Time	Remarks
1	KITTEL Marek	CZE	10:15:30		30	BUKI Adam	HUN	10:30:00	
2	RAMANOUSKI Maksim	BLR	10:16:00		31	BESOV Ruslan	KAZ	10:30:30	
3	POTAPENKO Vasyl	UKR	10:16:30		32	KHAMITGATIN Timur	KAZ	10:31:00	
4	GUZIK Krzysztof	POL	10:17:00		33	USTUNTAS Ahmet	TUR	10:31:30	
5	RUSINOV Dmytro	UKR	10:17:30		34	KIM Jusung	KOR	10:32:00	
6	MATHIEU Vincent	FRA	10:18:00		35	WEST Samuel	CAN	10:32:30	
7	KOLODIICHUK Oleg	RUS	10:18:30		36	BEVELAQUA Rene	SVK	10:33:00	
8	LEHTOMAA Henri	FIN	10:19:00		37	PIASECKI Marcin	POL	10:33:30	
9	PODKORYTOV Vassiliy	KAZ	10:19:30		38	TKALENKO Ruslan	UKR	10:34:00	
10	FLANAGAN Jeremy	AUS	10:20:00		39	FILIMONOV Vadim	RUS	10:34:30	
11	CIVIL Organhazi	TUR	10:20:30		40	SHOPIN Yuri	RUS	10:35:00	
12	LONSKY Henrich	SVK	10:21:00		41	ABROMCHYK Aliaksei	BLR	10:35:30	
13	MIHALOVS Vjaceslavs	LAT	10:21:30		42	ORPANA Sami	FIN	10:36:00	
14	CYMERMAN Kamil	POL	10:22:00		43	KILCHYTSKYI Vitaliy	UKR	10:36:30	
15	TANAKA Hokuto	JPN	10:22:30		44	GROETTE Tommy	NOR	10:37:00	
16	ECCLESTON Sasha	CAN	10:23:00		45	GIBSON Alex	AUS	10:37:30	
17	KIM Changhyun	KOR	10:23:30		46	SIMA Michal	SVK	10:38:00	
18	CHAVOUTIER Dany	FRA	10:24:00		47	VALENTA Juraj	SVK	10:38:30	
19	ERDAL Ole Martin	NOR	10:24:30		48	MILLS Reagan	CAN	10:39:00	
20	GIRARD Evan	CAN	10:25:00		49	MENSHIKOV Arkadii	RUS	10:39:30	
21	BUKI David	HUN	10:25:30		50	KRAVCHENKO Oleksii	UKR	10:40:00	
22	KUBALIAK Michal	SVK	10:26:00		51	HUILLIER Yohan	FRA	10:40:30	
23	DEHOTTAY Loic	BEL	10:26:30		52	KASTUSSYOV Anton	KAZ	10:41:00	
24	LORENZI Christian	ITA	10:27:00		53	HAUGEN Chris Endre	NOR	10:41:30	
25	BRAUN Maxim	KAZ	10:27:30		54	KULINICH Alexandr	KAZ	10:42:00	
26	BURTASOV Maksim	RUS	10:28:00		55	PERSHIKOV Stanislav	RUS	10:42:30	
27	SVALAND Haakon	NOR	10:28:30		56	PIECH Aleksander	POL	10:43:00	
28	OGIER Thibaut	FRA	10:29:00		57	SON Sungrack	KOR	10:43:30	
29	ZAK Michal	CZE	10:29:30						

Given name of Bib 36 BEVELAQUA (SVK) changed to Rene.

Timing and Results provided by  TISSOT



SUN 25 JAN 2015

Start Time 10:15 / End Time 11:39

Final Results

REVISED
26 JAN 11:35

Rank	Bib	Name	Ctry Code	Ski Time	P	S	P	S	T	Result	Behind
1	5	RUSINOV Dmytro	UKR	48:52.8	0	0	1	0	1	49:52.8	0.0
2	39	FILIMONOV Vadim	RUS	48:15.4	1	0	0	1	2	50:15.4	+22.6
3	40	SHOPIN Yuri	RUS	48:18.0	0	1	1	1	3	51:18.0	+1:25.2
4	7	KOLODIICHUK Oleg	RUS	50:22.3	0	0	1	0	1	51:22.3	+1:29.5
5	6	MATHIEU Vincent	FRA	49:25.7	1	0	1	0	2	51:25.7	+1:32.9
6	2	RAMANOUSKI Maksim	BLR	51:49.3	0	0	0	0	0	51:49.3	+1:56.5
7	25	BRAUN Maxim	KAZ	50:19.1	0	2	0	0	2	52:19.1	+2:26.3
8	38	TKALENKO Ruslan	UKR	49:20.1	1	0	1	1	3	52:20.1	+2:27.3
9	53	HAUGEN Chris Endre	NOR	51:20.3	0	1	0	0	1	52:20.3	+2:27.5
10	19	ERDAL Ole Martin	NOR	49:28.1	1	0	0	2	3	52:28.1	+2:35.3
11	26	BURTASOV Maksim	RUS	47:30.8	1	2	2	0	5	52:30.8	+2:38.0
12	43	KILCHYTSKYI Vitaliy	UKR	48:32.2	1	0	1	2	4	52:32.2	+2:39.4
13	49	MENSHIKOV Arkadii	RUS	50:50.0	1	1	0	0	2	52:50.0	+2:57.2
14	46	SIMA Michal	SVK	50:16.3	0	1	0	2	3	53:16.3	+3:23.5
15	3	POTAPENKO Vasyi	UKR	51:16.8	1	0	1	0	2	53:16.8	+3:24.0
16	42	ORPANA Sami	FIN	50:19.3	0	1	0	2	3	53:19.3	+3:26.5
17	9	PODKORYTOV Vassiliy	KAZ	50:30.0	0	1	1	1	3	53:30.0	+3:37.2
18	55	PERSHIKOV Stanislav	RUS	48:47.1	2	2	0	1	5	53:47.1	+3:54.3
19	50	KRAVCHENKO Oleksii	UKR	52:48.2	0	0	1	0	1	53:48.2	+3:55.4
20	32	KHAMITGATIN Timur	KAZ	50:17.7	2	1	1	0	4	54:17.7	+4:24.9
21	27	SVALAND Haakon	NOR	49:19.8	1	3	0	1	5	54:19.8	+4:27.0
22	44	GROETTE Tommy	NOR	48:46.1	0	1	2	3	6	54:46.1	+4:53.3
23	22	KUBALIAK Michal	SVK	51:01.4	2	1	1	0	4	55:01.4	+5:08.6
24	41	ABROMCHYK Aliaksei	BLR	54:19.2	0	0	0	1	1	55:19.2	+5:26.4
25	29	ZAK Michal	CZE	52:37.6	0	0	2	1	3	55:37.6	+5:44.8
26	33	USTUNTAS Ahmet	TUR	55:50.1	0	0	0	0	0	55:50.1	+5:57.3
27	18	CHAVOUTIER Dany	FRA	49:59.0	1	1	1	3	6	55:59.0	+6:06.2
28	31	BESSEV Ruslan	KAZ	53:12.0	0	1	2	0	3	56:12.0	+6:19.2
29	37	PIASECKI Marcin	POL	53:15.8	0	1	1	2	4	57:15.8	+7:23.0
30	57	SON Sungrack	KOR	54:21.3	0	1	0	2	3	57:21.3	+7:28.5
31	1	KITTEL Marek	CZE	55:10.1	0	2	0	1	3	58:10.1	+8:17.3
32	36	BEVELAQUA Rene	SVK	54:10.9	0	2	1	1	4	58:10.9	+8:18.1
33	28	OGIER Thibaut	FRA	52:19.1	1	1	3	1	6	58:19.1	+8:26.3
34	4	GUZIK Krzysztof	POL	54:31.4	3	1	0	0	4	58:31.4	+8:38.6
35	51	HUILLIER Yohan	FRA	51:38.2	0	3	1	3	7	58:38.2	+8:45.4
36	47	VALENTA Juraj	SVK	52:55.1	2	2	1	1	6	58:55.1	+9:02.3
37	12	LONSKY Henrich	SVK	52:22.0	2	4	0	1	7	59:22.0	+9:29.2
38	56	PIECH Aleksander	POL	53:26.4	1	0	2	3	6	59:26.4	+9:33.6
39	14	CYMERMAN Kamil	POL	53:46.6	1	2	1	2	6	59:46.6	+9:53.8
40	52	KASTUSSYOV Anton	KAZ	55:50.7	2	2	0	1	5	1:00:50.7	+10:57.9
41	8	LEHTOMAA Henri	FIN	52:00.3	2	1	2	4	9	1:01:00.3	+11:07.5
42	15	TANAKA Hokuto	JPN	52:31.2	1	5	1	2	9	1:01:31.2	+11:38.4
43	11	CIVIL Organhazi	TUR	57:26.7	2	1	1	1	5	1:02:26.7	+12:33.9
44	24	LORENZI Christian	ITA	58:12.5	1	2	0	2	5	1:03:12.5	+13:19.7
45	23	DEHOTTAY Loic	BEL	59:52.7	0	2	1	1	4	1:03:52.7	+13:59.9
46	20	GIRARD Evan	CAN	58:50.8	1	3	1	1	6	1:04:50.8	+14:58.0
47	17	KIM Changhyun	KOR	59:26.7	2	0	2	2	6	1:05:26.7	+15:33.9
48	34	KIM Jusung	KOR	1:00:31.9	2	2	1	0	5	1:05:31.9	+15:39.1
49	13	MIHAILOVS Vjaceslavs	LAT	58:25.4	3	2	3	2	10	1:08:25.4	+18:32.6
50	10	FLANAGAN Jeremy	AUS	1:02:02.9	3	0	2	2	7	1:09:02.9	+19:10.1
51	21	BUKI David	HUN	1:05:52.3	0	1	1	2	4	1:09:52.3	+19:59.5
52	16	ECCLESTON Sasha	CAN	1:00:51.6	3	2	3	2	10	1:10:51.6	+20:58.8
53	30	BUKI Adam	HUN	1:02:32.5	3	3	1	2	9	1:11:32.5	+21:39.7
54	45	GIBSON Alex	AUS	1:00:14.1	4	2	3	4	13	1:13:14.1	+23:21.3

Jury Decisions

Disqualified

48 MILLS Reagan CAN 1:00:32.1 0 2 1 3 6 1:06:32.1 IBU DR 5.6.q



SUN 25 JAN 2015

Start Time 10:15 / End Time 11:39

Final Results

REVISED
26 JAN 11:35

Bib	Name	Ctry Code	Ski Time	P	S	P	S	T	Result	Behind
Did not start										
35	WEST Samuel	CAN								
54	KULINICH Alexandr	KAZ								

LEGEND

P Prone S Standing T Total penalties

Given name of Bib 36 BEVELAQUA (SVK) changed to Rene.

Timing and Results provided by  **TISSOT**



SUN 25 JAN 2015

Start Time 10:15 / End Time 11:39

Competition Analysis

REVISED
26 JAN 11:36

Rank	Bib	Name	Ctry Code	T																
8	38	TKALENKO Ruslan	UKR	3																
Cumulative Time	11:07.4	+1:17.0	20	21:18.1	+52.8	8	32:27.6	+1:38.7	9	44:05.7	+2:28.8	9	52:20.1	+2:27.3	8					
Loop Time	11:07.4	+1:17.0	20	10:10.7	+17.6	4	11:09.5	+1:10.6	15	11:38.1	+1:54.2	20	8:14.4	+19.1	3					
Ski Time	10:07.4	+17.0	6	20:18.1	+31.2	7	30:27.6	+38.7	7	41:05.7	+1:30.2	10	49:20.1	+1:49.3	9					
Shooting	1	33.0	+8.0	=21	0	32.0	+11.0	=36	1	34.0	+10.0	=13	1	48.0	+27.0	52	3	2:27.0	+46.0	39
Range Time	48.6	+7.1	=19	49.9	+9.9	31	50.9	+10.2	=16	1:04.5	+25.5	51	3:33.9	+45.2	34					
Course Time	9:05.8	+10.2	7	9:08.7	+15.9	10	9:04.8	+14.0	5	9:21.9	+28.6	10	8:14.4	+19.1	3	44:55.6	+1:14.0	8		
Penalty Time	1:13.0			12.1			1:13.8			1:11.7			3:50.6							
9	53	HAUGEN Chris Endre	NOR	1																
Cumulative Time	10:21.2	+30.8	6	21:50.2	+1:24.9	14	32:37.5	+1:48.6	11	43:18.1	+1:41.2	6	52:20.3	+2:27.5	9					
Loop Time	10:21.2	+30.8	6	11:29.0	+1:35.9	24	10:47.3	+48.4	9	10:40.6	+56.7	7	9:02.2	+1:06.9	29					
Ski Time	10:21.2	+30.8	13	20:50.2	+1:03.3	19	31:37.5	+1:48.6	21	42:18.1	+2:42.6	20	51:20.3	+3:49.5	22					
Shooting	0	30.0	+5.0	=9	1	22.0	+1.0	2	0	32.0	+8.0	=10	0	22.0	+1.0	=2	1	1:46.0	+5.0	=2
Range Time	46.5	+5.0	11	40.9	+0.9	4	48.4	+7.7	7	40.4	+1.4	2	2:56.2	+7.5	2					
Course Time	9:20.3	+24.7	15	9:35.2	+42.4	25	9:43.3	+52.5	23	9:47.9	+54.6	25	9:02.2	+1:06.9	29	47:28.9	+3:47.3	23		
Penalty Time	14.4			1:12.9			15.6			12.3			1:55.2							
10	19	ERDAL Ole Martin	NOR	3																
Cumulative Time	11:22.7	+1:32.3	28	21:31.3	+1:06.0	11	31:51.5	+1:02.6	3	44:10.0	+2:33.1	11	52:28.1	+2:35.3	10					
Loop Time	11:22.7	+1:32.3	28	10:08.6	+15.5	3	10:20.2	+21.3	4	12:18.5	+2:34.6	27	8:18.1	+22.8	7					
Ski Time	10:22.7	+32.3	16	20:31.3	+44.4	13	30:51.5	+1:02.6	12	41:10.0	+1:34.5	11	49:28.1	+1:57.3	11					
Shooting	1	32.0	+7.0	=18	0	24.0	+3.0	=6	0	34.0	+10.0	=13	2	26.0	+5.0	=9	3	1:56.0	+15.0	10
Range Time	47.9	+6.4	16	43.9	+3.9	8	49.9	+9.2	11	49.1	+10.1	27	3:10.8	+22.1	=14					
Course Time	9:19.8	+24.2	14	9:11.6	+18.8	12	9:15.2	+24.4	13	9:16.1	+22.8	8	8:18.1	+22.8	7	45:20.8	+1:39.2	11		
Penalty Time	1:15.0			13.1			15.1			2:13.3			3:56.5							
11	26	BURTASOV Maksim	RUS	5																
Cumulative Time	10:55.8	+1:05.4	17	22:53.1	+2:27.8	25	34:51.6	+4:02.7	25	44:35.5	+2:58.6	14	52:30.8	+2:38.0	11					
Loop Time	10:55.8	+1:05.4	17	11:57.3	+2:04.2	31	11:58.5	+1:59.6	31	9:43.9	0.0	1	7:55.3	0.0	1					
Ski Time	9:55.8	+5.4	3	19:53.1	+6.2	4	29:51.6	+2.7	2	39:35.5	0.0	1	47:30.8	0.0	1					
Shooting	1	27.0	+2.0	4	2	21.0	0.0	1	2	38.0	+14.0	=29	0	21.0	0.0	1	5	1:47.0	+6.0	=5
Range Time	44.7	+3.2	5	40.4	+0.4	3	54.0	+13.3	=23	39.0	0.0	1	2:58.1	+9.4	=4					
Course Time	8:57.6	+2.0	5	9:04.6	+11.8	8	8:50.8	0.0	1	8:53.3	0.0	1	7:55.3	0.0	1	43:41.6	0.0	1		
Penalty Time	1:13.5			2:12.3			2:13.7			11.6			5:51.1							
12	43	KILCHYTSKYI Vitaliy	UKR	4																
Cumulative Time	11:00.7	+1:10.3	18	20:53.8	+28.5	6	31:57.2	+1:08.3	4	44:17.1	+2:40.2	12	52:32.2	+2:39.4	12					
Loop Time	11:00.7	+1:10.3	18	9:53.1	0.0	1	11:03.4	+1:04.5	12	12:19.9	+2:36.0	28	8:15.1	+19.8	4					
Ski Time	10:00.7	+10.3	5	19:53.8	+6.9	5	29:57.2	+8.3	3	40:17.1	+41.6	5	48:32.2	+1:01.4	4					
Shooting	1	33.0	+8.0	=21	0	28.0	+7.0	=18	1	34.0	+10.0	=13	2	38.0	+17.0	=44	4	2:13.0	+32.0	=26
Range Time	50.3	+8.8	28	47.1	+7.1	22	49.0	+8.3	9	54.4	+15.4	=41	3:20.8	+32.1	23					
Course Time	8:55.8	+0.2	2	8:52.8	0.0	1	8:59.4	+8.6	2	9:12.3	+19.0	6	8:15.1	+19.8	4	44:15.4	+33.8	2		
Penalty Time	1:14.6			13.2			1:15.0			2:13.2			4:56.0							
13	49	MENSHIKOV Arkadii	RUS	2																
Cumulative Time	11:34.1	+1:43.7	29	22:52.9	+2:27.6	24	33:25.5	+2:36.6	17	44:06.2	+2:29.3	10	52:50.0	+2:57.2	13					
Loop Time	11:34.1	+1:43.7	29	11:18.8	+1:25.7	19	10:32.6	+33.7	6	10:40.7	+56.8	8	8:43.8	+48.5	22					
Ski Time	10:34.1	+43.7	22	20:52.9	+1:06.0	21	31:25.5	+1:36.6	18	42:06.2	+2:30.7	19	50:50.0	+3:19.2	19					
Shooting	1	36.0	+11.0	=32	1	27.0	+6.0	=13	0	39.0	+15.0	=33	0	28.0	+7.0	=15	2	2:10.0	+29.0	24
Range Time	53.6	+12.1	=33	45.8	+5.8	19	57.1	+16.4	=34	45.3	+6.3	=14	3:21.8	+33.1	25					
Course Time	9:25.9	+30.3	19	9:19.2	+26.4	18	9:20.9	+30.1	15	9:42.0	+48.7	19	8:43.8	+48.5	22	46:31.8	+2:50.2	19		
Penalty Time	1:14.6			1:13.8			14.6			13.4			2:56.4							
14	46	SIMA Michal	SVK	3																
Cumulative Time	10:15.5	+25.1	5	21:26.6	+1:01.3	9	32:12.8	+1:23.9	8	44:40.1	+3:03.2	15	53:16.3	+3:23.5	14					
Loop Time	10:15.5	+25.1	5	11:11.1	+1:18.0	17	10:46.2	+47.3	8	12:27.3	+2:43.4	30	8:36.2	+40.9	19					
Ski Time	10:15.5	+25.1	10	20:26.6	+39.7	10	31:12.8	+1:23.9	17	41:40.1	+2:04.6	13	50:16.3	+2:45.5	13					
Shooting	0	33.0	+8.0	=21	1	30.0	+9.0	=25	0	50.0	+26.0	=49	2	30.0	+9.0	=24	3	2:23.0	+42.0	=35
Range Time	49.0	+7.5	22	46.7	+6.7	21	1:08.2	+27.5	49	46.7	+7.7	19	3:30.6	+41.9	30					
Course Time	9:14.0	+18.4	10	9:12.1	+19.3	13	9:25.4	+34.6	17	9:28.1	+34.8	13	8:36.2	+40.9	19	45:55.8	+2:14.2	14		
Penalty Time	12.5			1:12.3			12.6			2:12.5			3:49.9							



Competition Analysis

REVISED
26 JAN 11:36

Rank	Bib	Name	Ctry Code	T			
22	44	GROETTE Tommy	NOR	6			
Cumulative Time	9:58.0	+7.6 2	20:52.8 +27.5 5	33:08.1 +2:19.2 14	46:14.3 +4:37.4 24	8:31.8 +36.5 16	54:46.1 +4:53.3 22
Loop Time	9:58.0	+7.6 2	10:54.8 +1:01.7 13	12:15.3 +2:16.4 34	13:06.2 +3:22.3 37	8:31.8 +36.5 16	54:46.1 +4:53.3 22
Ski Time	9:58.0	+7.6 4	19:52.8 +5.9 3	30:08.1 +19.2 5	40:14.3 +38.8 4		48:46.1 +1:15.3 5
Shooting	0	32.0 +7.0 =18	1 29.0 +8.0 24	2 37.0 +13.0 =26	3 28.0 +7.0 =15	6	2:06.0 +25.0 =17
Range Time	47.2	+5.7 14	45.6 +5.6 17	52.6 +11.9 21	45.2 +6.2 13		3:10.6 +21.9 13
Course Time	8:56.7	+1.1 4	8:56.7 +3.9 3	9:07.8 +17.0 8	9:08.3 +15.0 3	8:31.8 +36.5 16	44:41.3 +59.7 5
Penalty Time	14.1		1:12.5	2:14.9	3:12.7		6:54.2
23	22	KUBALIAK Michal	SVK	4			
Cumulative Time	12:24.1	+2:33.7 38	23:52.0 +3:26.7 31	35:38.6 +4:49.7 30	46:18.7 +4:41.8 25		55:01.4 +5:08.6 23
Loop Time	12:24.1	+2:33.7 38	11:27.9 +1:34.8 23	11:46.6 +1:47.7 27	10:40.1 +56.2 6	8:42.7 +47.4 21	55:01.4 +5:08.6 23
Ski Time	10:24.1	+33.7 17	20:52.0 +1:05.1 20	31:38.6 +1:49.7 22	42:18.7 +2:43.2 21		51:01.4 +3:30.6 20
Shooting	2	30.0 +5.0 =9	1 26.0 +5.0 =11	1 35.0 +11.0 =19	0 28.0 +7.0 =15	4	1:59.0 +18.0 13
Range Time	47.4	+5.9 15	44.6 +4.6 =11	51.0 +10.3 18	44.8 +5.8 11		3:07.8 +19.1 12
Course Time	9:23.9	+28.3 18	9:31.0 +38.2 21	9:43.1 +52.3 22	9:42.7 +49.4 21	8:42.7 +47.4 21	47:03.4 +3:21.8 21
Penalty Time	2:12.8		1:12.3	1:12.5	12.6		4:50.2
24	41	ABROMCHYK Aliaksei	BLR	1			
Cumulative Time	11:10.3	+1:19.9 22	22:03.2 +1:37.9 17	33:02.7 +2:13.8 13	46:02.9 +4:26.0 23		55:19.2 +5:26.4 24
Loop Time	11:10.3	+1:19.9 22	10:52.9 +59.8 12	10:59.5 +1:00.6 11	13:00.2 +3:16.3 35	9:16.3 +1:21.0 36	55:19.2 +5:26.4 24
Ski Time	11:10.3	+1:19.9 39	22:03.2 +2:16.3 36	33:02.7 +3:13.8 34	45:02.9 +5:27.4 38		54:19.2 +6:48.4 37
Shooting	0	36.0 +11.0 =32	0 28.0 +7.0 =18	0 38.0 +14.0 =29	1 1:15.0 +54.0 54	1	2:57.0 +1:16.0 50
Range Time	55.6	+14.1 36	46.4 +6.4 20	57.5 +16.8 38	1:34.4 +55.4 54		4:13.9 +1:25.2 49
Course Time	10:00.9	+1:05.3 40	9:53.9 +1:01.1 33	9:48.2 +57.4 28	10:13.6 +1:20.3 36	9:16.3 +1:21.0 36	49:12.9 +5:31.3 35
Penalty Time	13.8		12.6	13.8	1:12.2		1:52.4
25	29	ZAK Michal	CZE	3			
Cumulative Time	11:10.0	+1:19.6 21	21:58.4 +1:33.1 16	34:51.9 +4:03.0 26	46:36.8 +4:59.9 26		55:37.6 +5:44.8 25
Loop Time	11:10.0	+1:19.6 21	10:48.4 +55.3 11	12:53.5 +2:54.6 40	11:44.9 +2:01.0 21	9:00.8 +1:05.5 28	55:37.6 +5:44.8 25
Ski Time	11:10.0	+1:19.6 38	21:58.4 +2:11.5 33	32:51.9 +3:03.0 31	43:36.8 +4:01.3 29		52:37.6 +5:06.8 29
Shooting	0	45.0 +20.0 47	0 27.0 +6.0 =13	2 39.0 +15.0 =33	1 28.0 +7.0 =15	3	2:19.0 +38.0 =33
Range Time	1:01.7	+20.2 45	44.1 +4.1 10	56.6 +15.9 =29	46.2 +7.2 18		3:28.6 +39.9 29
Course Time	9:53.3	+57.7 36	9:50.8 +58.0 32	9:41.8 +51.0 21	9:45.5 +52.2 23	9:00.8 +1:05.5 28	48:12.2 +4:30.6 28
Penalty Time	15.0		13.5	2:15.1	1:13.2		3:56.8
26	33	USTUNTAS Ahmet	TUR	0			
Cumulative Time	11:05.3	+1:14.9 19	22:29.7 +2:04.4 =20	34:02.4 +3:13.5 20	45:51.6 +4:14.7 21		55:50.1 +5:57.3 26
Loop Time	11:05.3	+1:14.9 19	11:24.4 +1:31.3 22	11:32.7 +1:33.8 23	11:49.2 +2:05.3 22	9:58.5 +2:03.2 45	55:50.1 +5:57.3 26
Ski Time	11:05.3	+1:14.9 35	22:29.7 +2:42.8 39	34:02.4 +4:13.5 39	45:51.6 +6:16.1 41		55:50.1 +8:19.3 41
Shooting	0	26.0 +1.0 =2	0 30.0 +9.0 =25	0 29.0 +5.0 =5	0 26.0 +5.0 =9	0	1:51.0 +10.0 8
Range Time	41.5	0.0 =1	48.0 +8.0 27	46.5 +5.8 5	47.2 +8.2 20		3:03.2 +14.5 9
Course Time	10:08.2	+1:12.6 41	10:21.6 +1:28.8 41	10:30.3 +1:39.5 41	10:47.5 +1:54.2 42	9:58.5 +2:03.2 45	51:46.1 +8:04.5 42
Penalty Time	15.6		14.8	15.9	14.5		1:00.8
27	18	CHAVOUTIER Dany	FRA	6			
Cumulative Time	11:13.5	+1:23.1 24	22:10.6 +1:45.3 18	33:34.3 +2:45.4 19	47:12.5 +5:35.6 28		55:59.0 +6:06.2 27
Loop Time	11:13.5	+1:23.1 24	10:57.1 +1:04.0 15	11:23.7 +1:24.8 20	13:38.2 +3:54.3 42	8:46.5 +51.2 23	55:59.0 +6:06.2 27
Ski Time	10:13.5	+23.1 9	20:10.6 +23.7 6	30:34.3 +45.4 9	41:12.5 +1:37.0 12		49:59.0 +2:28.2 12
Shooting	1	44.0 +19.0 =45	1 30.0 +9.0 =25	1 45.0 +21.0 =44	3 39.0 +18.0 =46	6	2:38.0 +57.0 44
Range Time	58.9	+17.4 43	52.0 +12.0 35	1:02.4 +21.7 42	57.2 +18.2 45		3:50.5 +1:01.8 43
Course Time	9:00.9	+5.3 6	8:53.9 +1.1 2	9:06.7 +15.9 6	9:27.4 +34.1 12	8:46.5 +51.2 23	45:15.4 +1:33.8 9
Penalty Time	1:13.7		1:11.2	1:14.6	3:13.6		6:53.1
28	31	BESOV Ruslan	KAZ	3			
Cumulative Time	10:43.3	+52.9 12	22:26.2 +2:00.9 19	35:44.3 +4:55.4 31	47:04.8 +5:27.9 27		56:12.0 +6:19.2 28
Loop Time	10:43.3	+52.9 12	11:42.9 +1:49.8 28	13:18.1 +3:19.2 43	11:20.5 +1:36.6 18	9:07.2 +1:11.9 33	56:12.0 +6:19.2 28
Ski Time	10:43.3	+52.9 27	21:26.2 +1:39.3 27	32:44.3 +2:55.4 30	44:04.8 +4:29.3 33		53:12.0 +5:41.2 32
Shooting	0	30.0 +5.0 =9	1 28.0 +7.0 =18	2 39.0 +15.0 =33	0 29.0 +8.0 =21	3	2:06.0 +25.0 =17
Range Time	48.1	+6.6 18	47.2 +7.2 23	56.6 +15.9 =29	48.7 +9.7 24		3:20.6 +31.9 22
Course Time	9:41.9	+46.3 28	9:42.0 +49.2 28	10:07.4 +1:16.6 35	10:17.4 +1:24.1 39	9:07.2 +1:11.9 33	48:55.9 +5:14.3 33
Penalty Time	13.3		1:13.7	2:14.1	14.4		3:55.5



SUN 25 JAN 2015

Start Time 10:15 / End Time 11:39

Competition Analysis

REVISED
26 JAN 11:36

Rank	Bib	Name	Loop 1		Loop 2		Loop 3		Loop 4		Loop 5		T	Result	Behind	Rank	
			Time	Rank	Time	Rank	Time	Rank	Time	Rank	Time	Rank					
Did not start																	
	35	WEST Samuel															
	54	KULINICH Alexandr															

LEGEND

= Equal sign indicates that two or more competitors share the same rank T Total penalties

Given name of Bib 36 BEVELAQUA (SVK) changed to Rene.



SUN 25 JAN 2015

Start Time 10:15 / End Time 11:39

Final Results - Competition Data Summary

Participation

Number of Entries	57
Did not start	2
Did not finish	0
Disqualified	1
Ranked Competitors	54

Atmospheric Conditions at the Stadium

	30 min. before Start	At Start Time	30 min. after Start	At End Time
Weather	Rain Snow	Mostly Cloudy	Mostly Cloudy	Mostly Cloudy
Snow Condition	Granular	Granular	Granular	Granular
Snow Temperature	-1.0 °C / 30.2 °F	-1.0 °C / 30.2 °F	-1.0 °C / 30.2 °F	-1.0 °C / 30.2 °F
Air Temperature	-2.0 °C / 28.4 °F	-2.0 °C / 28.4 °F	-2.0 °C / 28.4 °F	0.0 °C / 32.0 °F
Humidity	80 %	80 %	75 %	80 %
Wind Direction/Speed	E / 0.0 m/s	E / 0.0 m/s	N / 0.0 m/s	N / 0.0 m/s

Jury Information

IBU TD	OBERTANNER Manfred (AUT)
FISU TD	RYBAR Ondrej (CZE)
Chief of Competition	FUSKO Tomas (SVK)
Member	LOWELL Niven (CAN)
Member	NIKIFOROV Viacheslav (RUS)

Course Information

brown 4030m + brown 4005m + brown 4005m + brown 4005m + brown 3590m

Total Course Length	19635 m
Height Difference (HD)	47 m
Max. Climb (MM)	25 m
Total Climb (MT)	665 m

Jury Decisions

Bib 48 MILLS Reagan (CAN) DISQUALIFIED IBU DR 5.6.q

IBU TD

OBERTANNER Manfred (AUT)

LEGEND

E East N North



Medallists

Medal	Name	Country
GOLD	RUSINOV Dmytro	UKR - Ukraine
SILVER	FILIMONOV Vadim	RUS - Russian Federation
BRONZE	SHOPIN Yuri	RUS - Russian Federation



WINTER
UNIVERSIADE
ŠTRBSKÉ PLESO/OSRBLIE
NORDIC SKIING & BIATHLON
2015



RESULT BOOK
BIATHLON

Men's 10 km Sprint



Start List Summary

REVISED
27 JAN 08:44

Bib	Name	Ctry Code	Start Time	Remarks	Bib	Name	Ctry Code	Start Time	Remarks
1	SHOPIN Yuri	RUS	09:45:30		30	ZAK Michal	CZE	10:00:00	
2	HAUGEN Chris Endre	NOR	09:46:00		31	MILLS Reagan	CAN	10:00:30	
3	DEHOTTAY Loic	BEL	09:46:30		32	CYMERMAN Kamil	POL	10:01:00	
4	HUILLIER Yohan	FRA	09:47:00		33	BESSOV Ruslan	KAZ	10:01:30	
5	BUKI Adam	HUN	09:47:30		34	POTAPENKO Vasyl	UKR	10:02:00	
6	GUZIK Krzysztof	POL	09:48:00		35	SVALAND Haakon	NOR	10:02:30	
7	RUSINOV Dmytro	UKR	09:48:30		36	SIMA Michal	SVK	10:03:00	
8	ORPANA Sami	FIN	09:49:00		37	LONSKY Henrich	SVK	10:03:30	
9	KUBALIAK Michal	SVK	09:49:30		38	LEHTOMAA Henri	FIN	10:04:00	
10	MIHAILOVS Vjaceslavs	LAT	09:50:00		39	IVANOV Iaroslav	RUS	10:04:30	
11	ECCLESTON Sasha	CAN	09:50:30		40	BURTASOV Maksim	RUS	10:05:00	
12	GIRARD Evan	CAN	09:51:00		41	MATHIEU Vincent	FRA	10:05:30	
13	BRAUN Maxim	KAZ	09:51:30		42	SON Sungrack	KOR	10:06:00	
14	TANAKA Hokuto	JPN	09:52:00		43	KHAMITGATIN Timur	KAZ	10:06:30	
15	KRCMAR Michal	CZE	09:52:30		44	ABROMCHYK Aliaksei	BLR	10:07:00	
16	LORENZI Christian	ITA	09:53:00		45	CIVIL Organhazi	TUR	10:07:30	
17	BEVELAQUA Rene	SVK	09:53:30		46	CHAVOUTIER Dany	FRA	10:08:00	
18	ERDAL Ole Martin	NOR	09:54:00		47	KITTEL Marek	CZE	10:08:30	
19	KILCHYTSKY Vitaliy	UKR	09:54:30		48	KOLODIICHUK Oleg	RUS	10:09:00	
20	BUKI David	HUN	09:55:00		49	VALENTA Juraj	SVK	10:09:30	
21	KIM Changhyun	KOR	09:55:30		50	GROETTE Tommy	NOR	10:10:00	
22	USTUNTAS Ahmet	TUR	09:56:00		51	KULINICH Alexandr	KAZ	10:10:30	
23	GIBSON Alex	AUS	09:56:30		52	NEVEROV Sergey	RUS	10:11:00	
24	PODKORYTOV Vassiliy	KAZ	09:57:00		53	RAMANOUSKI Maksim	BLR	10:11:30	
25	PIASECKI Marcin	POL	09:57:30		54	OGIER Thibaut	FRA	10:12:00	
26	PERSHIKOV Stanislav	RUS	09:58:00		55	KRAVCHENKO Oleksii	UKR	10:12:30	
27	FLANAGAN Jeremy	AUS	09:58:30		56	PIECH Aleksander	POL	10:13:00	
28	KIM Jusung	KOR	09:59:00		57	WEST Samuel	CAN	10:13:30	
29	TKALENKO Ruslan	UKR	09:59:30		58	KASTUSSYOV Anton	KAZ	10:14:00	

Bib 26 FILIMONOV Vadim (RUS) substituted.



TUE 27 JAN 2015

Start Time 9:45 / End Time 10:47

Final Results

Rank	Bib	Name	Ctry Code	P	S	T	Result	Behind
1	39	IVANOV Iaroslav	RUS	0	1	1	23:17.3	0.0
2	40	BURTASOV Maksim	RUS	1	0	1	23:30.7	+13.4
3	1	SHOPIN Yuri	RUS	0	2	2	23:32.2	+14.9
4	15	KRCMAR Michal	CZE	1	1	2	23:41.8	+24.5
5	34	POTAPENKO Vasyl	UKR	0	0	0	23:42.2	+24.9
6	29	TKALENKO Ruslan	UKR	0	1	1	24:03.1	+45.8
7	13	BRAUN Maxim	KAZ	0	0	0	24:09.4	+52.1
8	26	PERSHIKOV Stanislav	RUS	2	1	3	24:18.6	+1:01.3
9	24	PODKORYTOV Vassiliy	KAZ	0	1	1	24:22.0	+1:04.7
10	9	KUBALIAK Michal	SVK	0	1	1	24:23.6	+1:06.3
11	41	MATHIEU Vincent	FRA	1	0	1	24:23.7	+1:06.4
12	7	RUSINOV Dmytro	UKR	1	1	2	24:25.0	+1:07.7
13	35	SVALAND Haakon	NOR	1	2	3	24:31.2	+1:13.9
14	18	ERDAL Ole Martin	NOR	1	1	2	24:32.3	+1:15.0
15	36	SIMA Michal	SVK	1	1	2	24:34.6	+1:17.3
16	4	HUILLIER Yohan	FRA	1	1	2	24:38.5	+1:21.2
17	19	KILCHYTSKYI Vitaliy	UKR	2	2	4	24:46.7	+1:29.4
18	48	KOLODIICHUK Oleg	RUS	1	1	2	24:47.8	+1:30.5
19	53	RAMANOUSKI Maksim	BLR	1	0	1	24:53.9	+1:36.6
20	50	GROETTE Tommy	NOR	0	3	3	25:07.6	+1:50.3
21	2	HAUGEN Chris Endre	NOR	2	0	2	25:12.4	+1:55.1
22	43	KHAMITGATIN Timur	KAZ	1	0	1	25:15.2	+1:57.9
23	52	NEVEROV Sergey	RUS	1	3	4	25:23.7	+2:06.4
24	37	LONSKY Henrich	SVK	0	2	2	25:28.0	+2:10.7
24	46	CHAVOUTIER Dany	FRA	1	2	3	25:28.0	+2:10.7
26	54	OGIER Thibaut	FRA	0	1	1	25:30.5	+2:13.2
27	8	ORPANA Sami	FIN	0	3	3	25:34.6	+2:17.3
28	44	ABROMCHYK Aliaksei	BLR	0	0	0	25:41.7	+2:24.4
29	56	PIECH Aleksander	POL	0	1	1	25:42.0	+2:24.7
30	55	KRAVCHENKO Oleksii	UKR	0	0	0	25:42.4	+2:25.1
31	32	CYMERMAN Kamil	POL	0	2	2	25:56.5	+2:39.2
32	17	BEVELAQUA Rene	SVK	1	1	2	26:15.5	+2:58.2
33	49	VALENTA Juraj	SVK	2	1	3	26:36.6	+3:19.3
34	38	LEHTOMAA Henri	FIN	1	3	4	26:38.8	+3:21.5
35	14	TANAKA Hokuto	JPN	2	1	3	26:56.7	+3:39.4
36	33	BESSOV Ruslan	KAZ	2	2	4	26:56.9	+3:39.6
37	30	ZAK Michal	CZE	2	0	2	26:58.2	+3:40.9
38	42	SON Sungrack	KOR	1	2	3	27:03.1	+3:45.8
39	6	GUZIK Krzysztof	POL	1	2	3	27:15.4	+3:58.1
40	51	KULINICH Alexandr	KAZ	0	2	2	27:28.9	+4:11.6
41	25	PIASECKI Marcin	POL	4	1	5	27:29.8	+4:12.5
42	58	KASTUSSYOV Anton	KAZ	0	2	2	27:32.2	+4:14.9
43	22	USTUNTAS Ahmet	TUR	1	1	2	27:48.6	+4:31.3
44	21	KIM Changhyun	KOR	2	0	2	28:03.4	+4:46.1
45	47	KITTEL Marek	CZE	0	2	2	28:10.4	+4:53.1
46	45	CIVIL Organhazi	TUR	1	2	3	28:59.5	+5:42.2
47	28	KIM Jusung	KOR	2	0	2	29:26.9	+6:09.6
48	31	MILLS Reagan	CAN	1	1	2	29:28.2	+6:10.9
49	3	DEHOTTAY Loic	BEL	2	2	4	29:50.2	+6:32.9
50	27	FLANAGAN Jeremy	AUS	1	2	3	29:57.2	+6:39.9
51	12	GIRARD Evan	CAN	1	2	3	30:27.1	+7:09.8
52	16	LORENZI Christian	ITA	3	4	7	30:33.0	+7:15.7
53	10	MIHAILOVS Vjaceslavs	LAT	4	1	5	30:34.9	+7:17.6
54	11	ECCLESTON Sasha	CAN	1	3	4	30:40.5	+7:23.2
55	5	BUKI Adam	HUN	4	3	7	31:55.5	+8:38.2
56	57	WEST Samuel	CAN	2	2	4	33:32.3	+10:15.0
57	23	GIBSON Alex	AUS	2	5	7	33:33.0	+10:15.7
58	20	BUKI David	HUN	4	2	6	33:45.5	+10:28.2



Final Results

Rank	Bib	Name	Ctry Code	P	S	T	Result	Behind
Jury Decisions								
Time Adjustments								
57	23	GIBSON Alex	AUS				+2:00.0	IBU DR 5.5.a

LEGEND

P Prone **S** Standing **T** Total penalties



TUE 27 JAN 2015

Start Time 9:45 / End Time 10:47

Competition Analysis

Rank	Bib	Name	Ctry Code			T									
		Loop 1			Loop 2			Loop 3			Result	Behind	Rank		
		Time	Behind	Rank	Time	Behind	Rank	Time	Behind	Rank					
1	39	IVANOV Iaroslav	RUS			1			23:17.3	0.0	1				
Cumulative Time		8:11.1	0.0	1	16:44.4	0.0	1				23:17.3	0.0	1		
Loop Time		8:11.1	0.0	1	8:33.3	+10.4	5	6:32.9	+10.4	7					
Shooting		0	24.0	0.0	1	1	24.0	+6.0	=4		1	48.0	+3.0	2	
Range Time			40.6	+0.3	2		40.3	+3.5	5			1:20.9	0.0	1	
Course Time			7:17.7	+0.4	2		7:19.9	+1.9	2	6:32.9	+10.4	7	21:10.5	+9.1	3
Penalty Time			12.8				33.1						45.9		
2	40	BURTASOV Maksim	RUS			1			23:30.7	+13.4	2				
Cumulative Time		8:35.1	+24.0	4	16:58.0	+13.6	2				23:30.7	+13.4	2		
Loop Time		8:35.1	+24.0	4	8:22.9	0.0	1	6:32.7	+10.2	6					
Shooting		1	27.0	+3.0	=3	0	24.0	+6.0	=4		1	51.0	+6.0	3	
Range Time			42.7	+2.4	3		43.4	+6.6	11			1:26.1	+5.2	5	
Course Time			7:19.0	+1.7	4		7:28.2	+10.2	7	6:32.7	+10.2	6	21:19.9	+18.5	5
Penalty Time			33.4				11.3						44.7		
3	1	SHOPIN Yuri	RUS			2			23:32.2	+14.9	3				
Cumulative Time		8:13.9	+2.8	2	17:09.7	+25.3	4				23:32.2	+14.9	3		
Loop Time		8:13.9	+2.8	2	8:55.8	+32.9	15	6:22.5	0.0	1					
Shooting		0	28.0	+4.0	7	2	24.0	+6.0	=4		2	52.0	+7.0	4	
Range Time			43.1	+2.8	4		41.3	+4.5	6			1:24.4	+3.5	3	
Course Time			7:17.8	+0.5	3		7:21.1	+3.1	3	6:22.5	0.0	1	21:01.4	0.0	1
Penalty Time			13.0				53.4						1:06.4		
4	15	KRCMAR Michal	CZE			2			23:41.8	+24.5	4				
Cumulative Time		8:42.9	+31.8	9	17:14.8	+30.4	5				23:41.8	+24.5	4		
Loop Time		8:42.9	+31.8	9	8:31.9	+9.0	4	6:27.0	+4.5	2					
Shooting		1	37.0	+13.0	=33	1	29.0	+11.0	=20		2	1:06.0	+21.0	=25	
Range Time			48.0	+7.7	16		43.2	+6.4	9			1:31.2	+10.3	11	
Course Time			7:22.5	+5.2	6		7:18.0	0.0	1	6:27.0	+4.5	2	21:07.5	+6.1	2
Penalty Time			32.4				30.7						1:03.1		
5	34	POTAPENKO Vasyl	UKR			0			23:42.2	+24.9	5				
Cumulative Time		8:38.1	+27.0	6	17:05.7	+21.3	3				23:42.2	+24.9	5		
Loop Time		8:38.1	+27.0	6	8:27.6	+4.7	3	6:36.5	+14.0	9					
Shooting		0	38.0	+14.0	=36	0	32.0	+14.0	=30		0	1:10.0	+25.0	33	
Range Time			54.0	+13.7	35		48.5	+11.7	27			1:42.5	+21.6	29	
Course Time			7:32.4	+15.1	11		7:28.0	+10.0	=5	6:36.5	+14.0	9	21:36.9	+35.5	8
Penalty Time			11.7				11.1						22.8		
6	29	TKALENKO Ruslan	UKR			1			24:03.1	+45.8	6				
Cumulative Time		8:42.6	+31.5	8	17:32.8	+48.4	9				24:03.1	+45.8	6		
Loop Time		8:42.6	+31.5	8	8:50.2	+27.3	=9	6:30.3	+7.8	4					
Shooting		0	33.0	+9.0	=18	1	34.0	+16.0	=34		1	1:07.0	+22.0	=27	
Range Time			48.7	+8.4	20		49.9	+13.1	32			1:38.6	+17.7	26	
Course Time			7:41.7	+24.4	22		7:29.3	+11.3	8	6:30.3	+7.8	4	21:41.3	+39.9	9
Penalty Time			12.2				31.0						43.2		
7	13	BRAUN Maxim	KAZ			0			24:09.4	+52.1	7				
Cumulative Time		8:44.3	+33.2	11	17:26.3	+41.9	6				24:09.4	+52.1	7		
Loop Time		8:44.3	+33.2	11	8:42.0	+19.1	7	6:43.1	+20.6	13					
Shooting		0	35.0	+11.0	=28	0	25.0	+7.0	=9		0	1:00.0	+15.0	=13	
Range Time			49.7	+9.4	=23		43.8	+7.0	12			1:33.5	+12.6	14	
Course Time			7:42.4	+25.1	23		7:47.3	+29.3	22	6:43.1	+20.6	13	22:12.8	+1:11.4	20
Penalty Time			12.2				10.9						23.1		
8	26	PERSHIKOV Stanislav	RUS			3			24:18.6	+1:01.3	8				
Cumulative Time		9:09.0	+57.9	29	17:50.2	+1:05.8	13				24:18.6	+1:01.3	8		
Loop Time		9:09.0	+57.9	29	8:41.2	+18.3	6	6:28.4	+5.9	3					
Shooting		2	34.0	+10.0	=23	1	24.0	+6.0	=4		3	58.0	+13.0	=9	
Range Time			48.9	+8.6	22		41.6	+4.8	=7			1:30.5	+9.6	10	
Course Time			7:24.6	+7.3	8		7:28.0	+10.0	=5	6:28.4	+5.9	3	21:21.0	+19.6	6
Penalty Time			55.5				31.6						1:27.1		
9	24	PODKORYTOV Vassiliy	KAZ			1			24:22.0	+1:04.7	9				
Cumulative Time		8:39.5	+28.4	7	17:36.1	+51.7	10				24:22.0	+1:04.7	9		
Loop Time		8:39.5	+28.4	7	8:56.6	+33.7	16	6:45.9	+23.4	15					
Shooting		0	37.0	+13.0	=33	1	32.0	+14.0	=30		1	1:09.0	+24.0	=29	
Range Time			53.9	+13.6	34		49.7	+12.9	31			1:43.6	+22.7	31	
Course Time			7:34.0	+16.7	=13		7:33.6	+15.6	11	6:45.9	+23.4	15	21:53.5	+52.1	12
Penalty Time			11.6				33.3						44.9		



Competition Analysis

Rank	Bib	Name	Loop 1			Loop 2			Loop 3			Result	Behind	Rank	
			Time	Behind	Rank	Time	Behind	Rank	Time	Behind	Rank				
10	9	KUBALIAK Michal										24:23.6	+1:06.3	10	
		Cumulative Time	8:37.0	+25.9	5	17:27.6	+43.2	7				24:23.6	+1:06.3	10	
		Loop Time	8:37.0	+25.9	5	8:50.6	+27.7	11	6:56.0	+33.5	21				
		Shooting	0	+6.0	=9	1	25.0	+7.0	=9			1	55.0	+10.0	=7
		Range Time	45.4	+5.1	8	41.6	+4.8	=7				1:27.0	+6.1	6	
		Course Time	7:40.0	+22.7	21	7:37.1	+19.1	16	6:56.0	+33.5	21	22:13.1	+1:11.7	21	
		Penalty Time	11.6			31.9						43.5			
11	41	MATHIEU Vincent										24:23.7	+1:06.4	11	
		Cumulative Time	9:04.3	+53.2	25	17:31.3	+46.9	8				24:23.7	+1:06.4	11	
		Loop Time	9:04.3	+53.2	25	8:27.0	+4.1	2	6:52.4	+29.9	18				
		Shooting	1	+11.0	=28	0	24.0	+6.0	=4			1	59.0	+14.0	=11
		Range Time	49.7	+9.4	=23		40.2	+3.4	4				1:29.9	+9.0	8
		Course Time	7:39.5	+22.2	20	7:35.7	+17.7	=13	6:52.4	+29.9	18	22:07.6	+1:06.2	19	
		Penalty Time	35.1			11.1						46.2			
12	7	RUSINOV Dmytro										24:25.0	+1:07.7	12	
		Cumulative Time	8:58.8	+47.7	20	17:49.9	+1:05.5	12				24:25.0	+1:07.7	12	
		Loop Time	8:58.8	+47.7	20	8:51.1	+28.2	12	6:35.1	+12.6	8				
		Shooting	1	+8.0	=16	1	31.0	+13.0	=25			2	1:03.0	+18.0	=21
		Range Time	48.1	+7.8	17	48.0	+11.2	=23				1:36.1	+15.2	23	
		Course Time	7:36.2	+18.9	17	7:31.6	+13.6	9	6:35.1	+12.6	8	21:42.9	+41.5	10	
		Penalty Time	34.5			31.5						1:06.0			
13	35	SVALAND Haakon										24:31.2	+1:13.9	13	
		Cumulative Time	8:46.1	+35.0	12	17:50.5	+1:06.1	14				24:31.2	+1:13.9	13	
		Loop Time	8:46.1	+35.0	12	9:04.4	+41.5	19	6:40.7	+18.2	11				
		Shooting	1	+9.0	=18	2	22.0	+4.0	2			3	55.0	+10.0	=7
		Range Time	49.9	+9.6	25	40.1	+3.3	3				1:30.0	+9.1	9	
		Course Time	7:23.7	+6.4	7	7:32.3	+14.3	10	6:40.7	+18.2	11	21:36.7	+35.3	7	
		Penalty Time	32.5			52.0						1:24.5			
14	18	ERDAL Ole Martin										24:32.3	+1:15.0	14	
		Cumulative Time	8:59.4	+48.3	21	17:53.5	+1:09.1	17				24:32.3	+1:15.0	14	
		Loop Time	8:59.4	+48.3	21	8:54.1	+31.2	13	6:38.8	+16.3	10				
		Shooting	1	+10.0	=23	1	28.0	+10.0	=13			2	1:02.0	+17.0	=17
		Range Time	50.3	+10.0	26	43.3	+6.5	10				1:33.6	+12.7	15	
		Course Time	7:33.4	+16.1	12	7:37.3	+19.3	17	6:38.8	+16.3	10	21:49.5	+48.1	11	
		Penalty Time	35.7			33.5						1:09.2			
15	36	SIMA Michal										24:34.6	+1:17.3	15	
		Cumulative Time	8:58.3	+47.2	19	17:48.5	+1:04.1	11				24:34.6	+1:17.3	15	
		Loop Time	8:58.3	+47.2	19	8:50.2	+27.3	=9	6:46.1	+23.6	16				
		Shooting	1	+12.0	32	1	30.0	+12.0	=23			2	1:06.0	+21.0	=25
		Range Time	51.6	+11.3	31	44.4	+7.6	=13				1:36.0	+15.1	22	
		Course Time	7:35.0	+17.7	15	7:34.4	+16.4	12	6:46.1	+23.6	16	21:55.5	+54.1	13	
		Penalty Time	31.7			31.4						1:03.1			
16	4	HUILLIER Yohan										24:38.5	+1:21.2	16	
		Cumulative Time	8:55.8	+44.7	17	17:51.1	+1:06.7	15				24:38.5	+1:21.2	16	
		Loop Time	8:55.8	+44.7	17	8:55.3	+32.4	14	6:47.4	+24.9	17				
		Shooting	1	+9.0	=18	1	28.0	+10.0	=13			2	1:01.0	+16.0	=15
		Range Time	48.5	+8.2	19	44.5	+7.7	15				1:33.0	+12.1	13	
		Course Time	7:34.0	+16.7	=13	7:40.2	+22.2	19	6:47.4	+24.9	17	22:01.6	+1:00.2	16	
		Penalty Time	33.3			30.6						1:03.9			
17	19	KILCHYTSKY Vitaliy										24:46.7	+1:29.4	17	
		Cumulative Time	9:06.9	+55.8	27	18:16.0	+1:31.6	23				24:46.7	+1:29.4	17	
		Loop Time	9:06.9	+55.8	27	9:09.1	+46.2	22	6:30.7	+8.2	5				
		Shooting	2	+9.0	=18	2	36.0	+18.0	=40			4	1:09.0	+24.0	=29
		Range Time	50.5	+10.2	=27	54.8	+18.0	41				1:45.3	+24.4	32	
		Course Time	7:21.2	+3.9	5	7:21.2	+3.2	4	6:30.7	+8.2	5	21:13.1	+11.7	4	
		Penalty Time	55.2			53.1						1:48.3			
18	48	KOLODIICHUK Oleg										24:47.8	+1:30.5	18	
		Cumulative Time	8:50.3	+39.2	15	17:52.0	+1:07.6	16				24:47.8	+1:30.5	18	
		Loop Time	8:50.3	+39.2	15	9:01.7	+38.8	17	6:55.8	+33.3	20				
		Shooting	1	+7.0	=11	1	31.0	+13.0	=25			2	1:02.0	+17.0	=17
		Range Time	47.7	+7.4	=13	48.1	+11.3	25				1:35.8	+14.9	=18	
		Course Time	7:28.4	+11.1	10	7:40.7	+22.7	20	6:55.8	+33.3	20	22:04.9	+1:03.5	18	
		Penalty Time	34.2			32.9						1:07.1			



TUE 27 JAN 2015

Start Time 9:45 / End Time 10:47

Competition Analysis

Rank	Bib	Name	Ctry Code	T	Result	Behind	Rank
19	53	RAMANOUSKI Maksim	BLR	1	24:53.9	+1:36.6	19
Cumulative Time		9:03.9	+52.8	24	18:11.2	+1:26.8	19
Loop 1		9:03.9	+52.8	24	9:07.3	+44.4	21
Loop 2					6:42.7	+20.2	12
Loop 3							
Shooting	1	27.0	+3.0	=3	0		
Range Time		44.0	+3.7	5	1:04.2	+27.4	53
Course Time		7:47.1	+29.8	26	7:52.1	+34.1	24
Penalty Time		32.8			11.0		
20	50	GROETTE Tommy	NOR	3	25:07.6	+1:50.3	20
Cumulative Time		8:28.9	+17.8	3	18:13.1	+1:28.7	20
Loop 1		8:28.9	+17.8	3	9:44.2	+1:21.3	35
Loop 2					6:54.5	+32.0	19
Loop 3							
Shooting	0	34.0	+10.0	=23	3		
Range Time		50.5	+10.2	=27			
Course Time		7:25.2	+7.9	9	7:37.8	+19.8	18
Penalty Time		13.2			1:19.2		
21	2	HAUGEN Chris Endre	NOR	2	25:12.4	+1:55.1	21
Cumulative Time		9:21.8	+1:10.7	33	18:05.2	+1:20.8	18
Loop 1		9:21.8	+1:10.7	33	8:43.4	+20.5	8
Loop 2					7:07.2	+44.7	25
Loop 3							
Shooting	2	27.0	+3.0	=3	0		
Range Time		44.4	+4.1	6	36.8	0.0	1
Course Time		7:38.8	+21.5	19	7:55.7	+37.7	28
Penalty Time		58.6			10.9		
22	43	KHAMITGATIN Timur	KAZ	1	25:15.2	+1:57.9	22
Cumulative Time		9:11.0	+59.9	30	18:15.6	+1:31.2	22
Loop 1		9:11.0	+59.9	30	9:04.6	+41.7	20
Loop 2					6:59.6	+37.1	22
Loop 3							
Shooting	1	29.0	+5.0	8	0		
Range Time		45.7	+5.4	9	57.6	+20.8	49
Course Time		7:52.1	+34.8	29	7:55.3	+37.3	26
Penalty Time		33.2			11.7		
23	52	NEVEROV Sergey	RUS	4	25:23.7	+2:06.4	23
Cumulative Time		8:57.2	+46.1	18	18:38.9	+1:54.5	30
Loop 1		8:57.2	+46.1	18	9:41.7	+1:18.8	33
Loop 2					6:44.8	+22.3	14
Loop 3							
Shooting	1	31.0	+7.0	=11	3		
Range Time		46.6	+6.3	10	48.7	+11.9	28
Course Time		7:36.0	+18.7	16	7:35.7	+17.7	=13
Penalty Time		34.6			1:17.3		
24	37	LONSKY Henrich	SVK	2	25:28.0	+2:10.7	=24
Cumulative Time		8:51.7	+40.6	16	18:17.5	+1:33.1	24
Loop 1		8:51.7	+40.6	16	9:25.8	+1:02.9	26
Loop 2					7:10.5	+48.0	28
Loop 3							
Shooting	0	30.0	+6.0	=9	2		
Range Time		46.8	+6.5	12	39.1	+2.3	2
Course Time		7:53.3	+36.0	31	7:50.9	+32.9	23
Penalty Time		11.6			55.8		
24	46	CHAVOUTIER Dany	FRA	3	25:28.0	+2:10.7	=24
Cumulative Time		8:49.7	+38.6	14	18:19.6	+1:35.2	26
Loop 1		8:49.7	+38.6	14	9:29.9	+1:07.0	29
Loop 2					7:08.4	+45.9	26
Loop 3							
Shooting	1	43.0	+19.0	=46	2		
Range Time		56.8	+16.5	38	55.4	+18.6	43
Course Time		7:17.3	0.0	1	7:36.2	+18.2	15
Penalty Time		35.6			58.3		
26	54	OGIER Thibaut	FRA	1	25:30.5	+2:13.2	26
Cumulative Time		9:05.3	+54.2	26	18:19.8	+1:35.4	27
Loop 1		9:05.3	+54.2	26	9:14.5	+51.6	24
Loop 2					7:10.7	+48.2	29
Loop 3							
Shooting	0	32.0	+8.0	=16	1		
Range Time		47.8	+7.5	15	46.8	+10.0	18
Course Time		8:03.9	+46.6	35	7:54.0	+36.0	25
Penalty Time		13.6			33.7		
27	8	ORPANA Sami	FIN	3	25:34.6	+2:17.3	27
Cumulative Time		8:43.4	+32.3	10	18:34.0	+1:49.6	29
Loop 1		8:43.4	+32.3	10	9:50.6	+1:27.7	36
Loop 2					7:00.6	+38.1	23
Loop 3							
Shooting	0	35.0	+11.0	=28	3		
Range Time		54.6	+14.3	36	47.7	+10.9	=21
Course Time		7:36.6	+19.3	18	7:42.9	+24.9	21
Penalty Time		12.2			1:20.0		



TUE 27 JAN 2015

Start Time 9:45 / End Time 10:47

Competition Analysis

Rank	Bib	Name	Ctry Code			T				Result	Behind	Rank		
		Loop 1			Loop 2			Loop 3						
		Time	Behind	Rank	Time	Behind	Rank	Time	Behind	Rank				
28	44	ABROMCHYK Aliaksei	BLR			0	25:41.7	+2:24.4	28					
Cumulative Time		9:16.8	+1:05.7	31	18:18.7	+1:34.3	25				25:41.7	+2:24.4	28	
Loop Time		9:16.8	+1:05.7	31	9:01.9	+39.0	18	7:23.0	+1:00.5	=37				
Shooting	0	39.0	+15.0	39	35.0	+17.0	=37				0	1:14.0	+29.0	=38
Range Time		58.2	+17.9	40	53.5	+16.7	=36					1:51.7	+30.8	40
Course Time		8:05.4	+48.1	37	7:56.7	+38.7	29	7:23.0	+1:00.5	=37		23:25.1	+2:23.7	35
Penalty Time		13.2			11.7							24.9		
29	56	PIECH Aleksander	POL			1	25:42.0	+2:24.7	29					
Cumulative Time		9:03.6	+52.5	23	18:30.7	+1:46.3	28				25:42.0	+2:24.7	29	
Loop Time		9:03.6	+52.5	23	9:27.1	+1:04.2	28	7:11.3	+48.8	30				
Shooting	0	35.0	+11.0	=28	38.0	+20.0	=45				1	1:13.0	+28.0	=35
Range Time		51.5	+11.2	30	54.2	+17.4	40					1:45.7	+24.8	33
Course Time		7:58.8	+41.5	33	7:58.9	+40.9	32	7:11.3	+48.8	30		23:09.0	+2:07.6	32
Penalty Time		13.3			34.0							47.3		
30	55	KRAVCHENKO Oleksii	UKR			0	25:42.4	+2:25.1	30					
Cumulative Time		9:03.1	+52.0	22	18:15.0	+1:30.6	21				25:42.4	+2:25.1	30	
Loop Time		9:03.1	+52.0	22	9:11.9	+49.0	23	7:27.4	+1:04.9	40				
Shooting	0	33.0	+9.0	=18	26.0	+8.0	=11				0	59.0	+14.0	=11
Range Time		47.7	+7.4	=13	44.4	+7.6	=13					1:32.1	+11.2	12
Course Time		8:02.0	+44.7	34	8:14.8	+56.8	38	7:27.4	+1:04.9	40		23:44.2	+2:42.8	39
Penalty Time		13.4			12.7							26.1		
31	32	CYMERMAN Kamil	POL			2	25:56.5	+2:39.2	31					
Cumulative Time		8:48.1	+37.0	13	18:40.7	+1:56.3	31				25:56.5	+2:39.2	31	
Loop Time		8:48.1	+37.0	13	9:52.6	+1:29.7	37	7:15.8	+53.3	31				
Shooting	0	31.0	+7.0	=11	30.0	+12.0	=23				2	1:01.0	+16.0	=15
Range Time		48.8	+8.5	21	48.0	+11.2	=23					1:36.8	+15.9	24
Course Time		7:45.8	+28.5	25	8:05.0	+47.0	35	7:15.8	+53.3	31		23:06.6	+2:05.2	29
Penalty Time		13.5			59.6							1:13.1		
32	17	BEVELAQUA Rene	SVK			2	26:15.5	+2:58.2	32					
Cumulative Time		9:18.6	+1:07.5	32	18:52.9	+2:08.5	32				26:15.5	+2:58.2	32	
Loop Time		9:18.6	+1:07.5	32	9:34.3	+1:11.4	30	7:22.6	+1:00.1	36				
Shooting	1	37.0	+13.0	=33	35.0	+17.0	=37				2	1:12.0	+27.0	34
Range Time		53.7	+13.4	33	54.0	+17.2	39					1:47.7	+26.8	35
Course Time		7:51.7	+34.4	28	8:06.8	+48.8	36	7:22.6	+1:00.1	36		23:21.1	+2:19.7	33
Penalty Time		33.2			33.5							1:06.7		
33	49	VALENTA Juraj	SVK			3	26:36.6	+3:19.3	33					
Cumulative Time		9:36.4	+1:25.3	37	19:16.6	+2:32.2	33				26:36.6	+3:19.3	33	
Loop Time		9:36.4	+1:25.3	37	9:40.2	+1:17.3	32	7:20.0	+57.5	35				
Shooting	2	31.0	+7.0	=11	31.0	+13.0	=25				3	1:02.0	+17.0	=17
Range Time		46.7	+6.4	11	49.1	+12.3	30					1:35.8	+14.9	=18
Course Time		7:52.3	+35.0	30	8:16.4	+58.4	39	7:20.0	+57.5	35		23:28.7	+2:27.3	36
Penalty Time		57.4			34.7							1:32.1		
34	38	LEHTOMAA Henri	FIN			4	26:38.8	+3:21.5	34					
Cumulative Time		9:07.8	+56.7	28	19:20.4	+2:36.0	34				26:38.8	+3:21.5	34	
Loop Time		9:07.8	+56.7	28	10:12.6	+1:49.7	41	7:18.4	+55.9	34				
Shooting	1	31.0	+7.0	=11	36.0	+18.0	=40				4	1:07.0	+22.0	=27
Range Time		48.3	+8.0	18	51.3	+14.5	35					1:39.6	+18.7	27
Course Time		7:44.5	+27.2	24	7:58.4	+40.4	30	7:18.4	+55.9	34		23:01.3	+1:59.9	27
Penalty Time		35.0			1:22.9							1:57.9		
35	14	TANAKA Hokuto	JPN			3	26:56.7	+3:39.4	35					
Cumulative Time		10:10.9	+1:59.8	42	19:50.2	+3:05.8	38				26:56.7	+3:39.4	35	
Loop Time		10:10.9	+1:59.8	42	9:39.3	+1:16.4	31	7:06.5	+44.0	24				
Shooting	2	50.0	+26.0	=51	53.0	+35.0	57				3	1:43.0	+58.0	55
Range Time		1:07.4	+27.1	51	1:09.0	+32.2	57					2:16.4	+55.5	55
Course Time		8:04.7	+47.4	36	7:55.5	+37.5	27	7:06.5	+44.0	24		23:06.7	+2:05.3	30
Penalty Time		58.8			34.8							1:33.6		
36	33	BESOV Ruslan	KAZ			4	26:56.9	+3:39.6	36					
Cumulative Time		9:38.1	+1:27.0	38	19:33.9	+2:49.5	35				26:56.9	+3:39.6	36	
Loop Time		9:38.1	+1:27.0	38	9:55.8	+1:32.9	39	7:23.0	+1:00.5	=37				
Shooting	2	34.0	+10.0	=23	28.0	+10.0	=13				4	1:02.0	+17.0	=17
Range Time		50.5	+10.2	=27	45.4	+8.6	17					1:35.9	+15.0	=20
Course Time		7:48.7	+31.4	27	8:11.0	+53.0	37	7:23.0	+1:00.5	=37		23:22.7	+2:21.3	34
Penalty Time		58.9			59.4							1:58.3		



TUE 27 JAN 2015

Start Time 9:45 / End Time 10:47

Competition Analysis

Rank	Bib	Name	Ctry Code			T						Result	Behind	Rank		
		Loop 1			Loop 2			Loop 3								
		Time	Behind	Rank	Time	Behind	Rank	Time	Behind	Rank						
55	5	BUKI Adam	HUN						7	31:55.5	+8:38.2	55				
Cumulative Time		11:53.8	+3:42.7	56	23:36.6	+6:52.2	55				31:55.5	+8:38.2	55			
Loop Time		11:53.8	+3:42.7	56	11:42.8	+3:19.9	54	8:18.9	+1:56.4	=53						
Shooting		4	41.0	+17.0	=41	3	41.0	+23.0	51				7	1:22.0	+37.0	48
Range Time		58.8	+18.5	=42	56.8	+20.0	47				1:55.6	+34.7	44			
Course Time		8:59.9	+1:42.6	53	9:17.8	+1:59.8	55	8:18.9	+1:56.4	=53	26:36.6	+5:35.2	54			
Penalty Time		1:55.1				1:28.2							3:23.3			
56	57	WEST Samuel	CAN						4	33:32.3	+10:15.0	56				
Cumulative Time		11:48.9	+3:37.8	55	24:16.5	+7:32.1	56				33:32.3	+10:15.0	56			
Loop Time		11:48.9	+3:37.8	55	12:27.6	+4:04.7	58	9:15.8	+2:53.3	58						
Shooting		2	41.0	+17.0	=41	2	34.0	+16.0	=34				4	1:15.0	+30.0	=42
Range Time		1:01.5	+21.2	47	55.0	+18.2	42				1:56.5	+35.6	=46			
Course Time		9:38.9	+2:21.6	56	10:22.9	+3:04.9	58	9:15.8	+2:53.3	58	29:17.6	+8:16.2	58			
Penalty Time		1:08.5				1:09.7							2:18.2			
57	23	GIBSON Alex	AUS						7	33:33.0	+10:15.7	57				
Cumulative Time		12:49.1	+4:38.0	58	25:06.2	+8:21.8	58				33:33.0	+10:15.7	57			
Loop Time		12:49.1	+4:38.0	58	12:17.1	+3:54.2	57	8:26.8	+2:04.3	55						
Shooting		2	42.0	+18.0	=44	5	48.0	+30.0	55				7	1:30.0	+45.0	=52
Range Time		1:00.0	+19.7	44	1:07.6	+30.8	56				2:07.6	+46.7	51			
Course Time		10:45.9	+3:28.6	58	9:11.7	+1:53.7	52	8:26.8	+2:04.3	55	28:24.4	+7:23.0	56			
Penalty Time		1:03.2				1:57.8							3:01.0			
58	20	BUKI David	HUN						6	33:45.5	+10:28.2	58				
Cumulative Time		12:46.7	+4:35.6	57	24:49.8	+8:05.4	57				33:45.5	+10:28.2	58			
Loop Time		12:46.7	+4:35.6	57	12:03.1	+3:40.2	56	8:55.7	+2:33.2	57						
Shooting		4	43.0	+19.0	=46	2	36.0	+18.0	=40				6	1:19.0	+34.0	46
Range Time		1:04.0	+23.7	48	56.4	+19.6	45				2:00.4	+39.5	48			
Course Time		9:39.0	+2:21.7	57	10:00.2	+2:42.2	57	8:55.7	+2:33.2	57	28:34.9	+7:33.5	57			
Penalty Time		2:03.7				1:06.5							3:10.2			

Jury Decisions

Time Adjustments

57	23	GIBSON Alex	AUS						+2:00.0	IBU DR 5.5.a		
-----------	-----------	--------------------	------------	--	--	--	--	--	----------------	---------------------	--	--

LEGEND

= Equal sign indicates that two or more competitors share the same rank T Total penalties



TUE 27 JAN 2015

Start Time 9:45 / End Time 10:47

Final Results - Competition Data Summary

Participation

Number of Entries	58
Did not start	0
Did not finish	0
Disqualified	0
Ranked Competitors	58

Atmospheric Conditions at the Stadium

	30 min. before Start	At Start Time	30 min. after Start	At End Time
Weather	Partly Cloudy	Partly Cloudy	Mostly Cloudy	Mostly Cloudy
Snow Condition	Compact	Compact	Compact	Compact
Snow Temperature	-5.0 °C / 23.0 °F	-6.0 °C / 21.2 °F	-5.0 °C / 23.0 °F	-5.0 °C / 23.0 °F
Air Temperature	-7.0 °C / 19.4 °F	-7.0 °C / 19.4 °F	-6.0 °C / 21.2 °F	-6.0 °C / 21.2 °F
Humidity	91 %	90 %	92 %	92 %
Wind Direction/Speed	WSW / 2.0 m/s	WSW / 2.0 m/s	WSW / 1.0 m/s	WSW / 2.0 m/s

Jury Information

IBU TD	OBERTANNER Manfred (AUT)
FISU TD	RYBAR Ondrej (CZE)
Chief of Competition	FUSKO Tomas (SVK)
Member	LOWELL Niven (CAN)
Member	NIKIFOROV Viacheslav (RUS)

Course Information

blue 3450m + blue 3425m + blue 3010m

Total Course Length	9885 m
Height Difference (HD)	47 m
Max. Climb (MM)	25 m
Total Climb (MT)	359 m

Jury Decisions

Bib 23 GIBSON Alex (AUS) TIME ADJUSTMENT +2:00.0 IBU DR 5.5.a

IBU TD

OBERTANNER Manfred (AUT)

LEGEND

WSW West-Southwest



Medallists

Medal	Name	Country
GOLD	IVANOV Iaroslav	RUS - Russian Federation
SILVER	BURTASOV Maksim	RUS - Russian Federation
BRONZE	SHOPIN Yuri	RUS - Russian Federation



WINTER
UNIVERSIADE
ŠTRBSKÉ PLESO/OSRBLIE
NORDIC SKIING & BIATHLON
2015



RESULT BOOK

BIATHLON

Men's 12.5 km Pursuit



Start List

Bib	Name	Ctry Code	Start Behind				P	P	S	S	T	Time
			Lane 1	Lane 2	Lane 3	Lane 4						
1	IVANOV Iaroslav	RUS	0:00									
2	BURTASOV Maksim	RUS		0:13								
3	SHOPIN Yuri	RUS			0:15							
4	KRCMAR Michal	CZE				0:25						
5	POTAPENKO Vasyl	UKR	0:25									
6	TKALENKO Ruslan	UKR		0:46								
7	BRAUN Maxim	KAZ			0:52							
8	PERSHIKOV Stanislav	RUS				1:01						
9	PODKORYTOV Vassiliy	KAZ	1:05									
10	KUBALIAK Michal	SVK		1:06								
11	MATHIEU Vincent	FRA			1:06							
12	RUSINOV Dmytro	UKR				1:08						
13	SVALAND Haakon	NOR	1:14									
14	ERDAL Ole Martin	NOR		1:15								
15	SIMA Michal	SVK			1:17							
16	HUILLIER Yohan	FRA				1:21						
17	KILCHYTSKYI Vitaliy	UKR	1:29									
18	KOLODIICHUK Oleg	RUS		1:31								
19	RAMANOUSKI Maksim	BLR			1:37							
20	GROETTE Tommy	NOR				1:50						
21	HAUGEN Chris Endre	NOR	1:55									
22	KHAMITGATIN Timur	KAZ		1:58								
23	NEVEROV Sergey	RUS			2:06							
24	LONSKY Henrich	SVK				2:11						
25	CHAVOUTIER Dany	FRA	2:11									
26	OGIER Thibaut	FRA		2:13								
27	ORPANA Sami	FIN			2:17							
28	ABROMCHYK Aliaksei	BLR				2:24						
29	PIECH Aleksander	POL	2:25									
30	KRAVCHENKO Oleksii	UKR		2:25								
31	CYMERMAN Kamil	POL			2:39							
32	BEVELAQUA Rene	SVK				2:58						
33	VALENTA Juraj	SVK	3:19									
34	LEHTOMAA Henri	FIN		3:22								
35	TANAKA Hokuto	JPN			3:39							
36	BESSOV Ruslan	KAZ				3:40						
37	ZAK Michal	CZE	3:41									
38	SON Sungrack	KOR		3:46								
39	GUZIK Krzysztof	POL			3:58							
40	KULINICH Alexandr	KAZ				4:12	Wave: 4:00					
41	PIASECKI Marcin	POL	4:13				Wave: 4:00					
42	KASTUSSYOV Anton	KAZ		4:15			Wave: 4:00					
43	USTUNTAS Ahmet	TUR			4:31		Wave: 4:00					
44	KIM Changhyun	KOR				4:46	Wave: 4:00					
45	KITTEL Marek	CZE	4:53				Wave: 4:00					
46	CIVIL Organhazi	TUR		5:42			Wave: 4:00					
47	KIM Jusung	KOR			6:10		Wave: 4:00					
48	MILLS Reagan	CAN				6:11	Wave: 4:00					
49	DEHOTTAY Loic	BEL	6:33				Wave: 4:00					
50	FLANAGAN Jeremy	AUS		6:40			Wave: 4:00					
51	GIRARD Evan	CAN			7:10		Wave: 4:00					
52	LORENZI Christian	ITA				7:16	Wave: 4:00					
53	MIHAILOVS Vjaceslavs	LAT	7:18				Wave: 4:00					
54	ECCLESTON Sasha	CAN		7:23			Wave: 4:00					
55	BUKI Adam	HUN			8:38		Wave: 4:00					
56	WEST Samuel	CAN				10:15	Wave: 4:00					
57	GIBSON Alex	AUS	10:16				Wave: 4:00					
58	BUKI David	HUN		10:28			Wave: 4:00					

LEGEND

P Prone **S** Standing **T** Total penalties



WED 28 JAN 2015

Start Time 10:45 / End Time 11:24

Final Results

Rank	Bib	Name	Ctry Code	Start Behind	P	P	S	S	T	Time Behind
1	3	SHOPIN Yuri	RUS	0:15	0	0	0	0	0	30:25.5
2	1	IVANOV Iaroslav	RUS	0:00	0	0	0	1	1	+1.5
3	2	BURTASOV Maksim	RUS	0:13	1	0	2	0	3	+42.6
4	11	MATHIEU Vincent	FRA	1:06	0	1	0	0	1	+1:29.6
5	18	KOLODIICHUK Oleg	RUS	1:31	0	1	0	0	1	+1:52.1
6	8	PERSHIKOV Stanislav	RUS	1:01	1	0	2	0	3	+1:52.2
7	15	SIMA Michal	SVK	1:17	0	0	1	1	2	+2:07.2
8	5	POTAPENKO Vasyly	UKR	0:25	0	0	1	0	1	+2:07.3
9	16	HUILLIER Yohan	FRA	1:21	0	0	2	1	3	+2:30.3
10	13	SVALAND Haakon	NOR	1:14	1	2	1	0	4	+2:33.9
11	12	RUSINOV Dmytro	UKR	1:08	0	1	1	2	4	+2:43.2
12	10	KUBALIAK Michal	SVK	1:06	1	1	1	1	4	+2:43.5
13	14	ERDAL Ole Martin	NOR	1:15	0	1	2	1	4	+3:20.6
14	9	PODKORYTOV Vassiliy	KAZ	1:05	1	0	1	2	4	+3:30.5
15	6	TKALENKO Ruslan	UKR	0:46	1	0	2	2	5	+3:39.8
16	21	HAUGEN Chris Endre	NOR	1:55	0	0	0	1	1	+3:42.6
17	19	RAMANOUSKI Maksim	BLR	1:37	0	0	0	2	2	+3:46.7
18	17	KILCHYTSKY Vitaliy	UKR	1:29	0	2	3	0	5	+3:48.7
19	20	GROETTE Tommy	NOR	1:50	0	1	0	2	3	+4:02.4
20	23	NEVEROV Sergey	RUS	2:06	1	1	1	0	3	+4:15.3
21	27	ORPANA Sami	FIN	2:17	0	0	1	1	2	+4:31.2
22	28	ABROMCHYK Aliaksei	BLR	2:24	0	0	0	0	0	+4:48.5
23	26	OGIER Thibaut	FRA	2:13	1	1	0	2	4	+4:48.9
24	25	CHAVOUTIER Dany	FRA	2:11	3	1	1	2	7	+5:25.8
25	30	KRAVCHENKO Oleksii	UKR	2:25	0	1	0	0	1	+5:35.1
26	22	KHAMITGATIN Timur	KAZ	1:58	3	1	2	0	6	+6:08.5
27	24	LONSKY Henrich	SVK	2:11	3	1	1	2	7	+6:38.8
28	37	ZAK Michal	CZE	3:41	0	1	0	0	1	+6:48.4
29	34	LEHTOMAA Henri	FIN	3:22	2	1	2	2	7	+7:22.5
30	32	BEVELAQUA Rene	SVK	2:58	0	2	1	0	3	+7:54.5
31	31	CYMERMAN Kamil	POL	2:39	0	1	3	4	8	+9:03.8

Lapped

29	PIECH Aleksander	POL	2:25	2	1	2				
33	VALENTA Juraj	SVK	3:19	5						IBU DR 5.3
35	TANAKA Hokuto	JPN	3:39	1	3					
36	BESSOV Ruslan	KAZ	3:40	2	2					
38	SON Sungrack	KOR	3:46	2	0					
39	GUZIK Krzysztof	POL	3:58	2	2					
40	KULINICH Alexandr	KAZ	4:12	0	2					
41	PIASECKI Marcin	POL	4:13	1	1					
42	KASTUSSYOV Anton	KAZ	4:15	3						
43	USTUNTAS Ahmet	TUR	4:31	1	2					
44	KIM Changhyun	KOR	4:46	2						
45	KITTEL Marek	CZE	4:53	0	0					
47	KIM Jusung	KOR	6:10	1						
48	MILLS Reagan	CAN	6:11	1						
49	DEHOTTAY Loic	BEL	6:33	3						
50	FLANAGAN Jeremy	AUS	6:40	1						
51	GIRARD Evan	CAN	7:10	3						
53	MIHAILOVS Vjaceslavs	LAT	7:18	0						
54	ECCLESTON Sasha	CAN	7:23	3						
55	BUKI Adam	HUN	8:38	4						
56	WEST Samuel	CAN	10:15	3						
57	GIBSON Alex	AUS	10:16	4						
58	BUKI David	HUN	10:28	3						

Jury Decisions

Time Adjustments

30	32	BEVELAQUA Rene	SVK	+30.0	IBU DR 5.3
	33	VALENTA Juraj	SVK	+30.0	IBU DR 5.3



WED 28 JAN 2015

Start Time 10:45 / End Time 11:24

Final Results

Bib	Name	Ctry Code	Start Behind	P	P	S	S	T	Time Behind
Did not finish									
7	BRAUN Maxim	KAZ	0:52	0	0				
Did not start									
4	KRCMAR Michal	CZE	0:25						
46	CIVIL Organhazi	TUR	5:42						
52	LORENZI Christian	ITA	7:16						

LEGEND

P Prone **S** Standing **T** Total penalties



WED 28 JAN 2015

Start Time 10:45 / End Time 11:24

Competition Analysis

Rank	Bib	Name	Ctry Code		T							
Loop 1		Loop 2		Loop 3		Loop 4		Loop 5		Result	Behind	Rank
Time	Rank	Time	Rank	Time	Rank	Time	Rank	Time	Rank			
38 SON Sungrack KOR												
Cumulative Time	11:42.7	+5:29.4	43	18:44.0	+6:13.1	35						
Loop Time	7:56.7	+5:33.3	54	7:01.3	+43.7	=24						
Shooting	2	47.0	+24.0	54	0	36.0	+12.0	=25				
Range Time	1:04.1	+26.5	53	53.6	+15.4	31						
Course Time	5:54.1	+5:25.5	52	5:55.0	+36.9	34						
Penalty Time	58.5			12.7								
39 GUZIK Krzysztof POL												
Cumulative Time	11:42.0	+5:28.7	42	19:44.3	+7:13.4	41						
Loop Time	7:44.0	+5:20.6	52	8:02.3	+1:44.7	39						
Shooting	2	43.0	+20.0	=50	2	45.0	+21.0	41				
Range Time	1:00.6	+23.0	47	1:03.8	+25.6	41						
Course Time	5:44.8	+5:16.2	45	6:01.0	+42.9	=36						
Penalty Time	58.6			57.5								
40 KULINICH Alexandr KAZ												
Cumulative Time	11:00.2	+4:46.9	36	18:52.3	+6:21.4	38						
Loop Time	6:48.2	+4:24.8	35	7:52.1	+1:34.5	38						
Shooting	0	35.0	+12.0	=30	2	37.0	+13.0	=30				
Range Time	54.6	+17.0	42	54.4	+16.2	34						
Course Time	5:41.1	+5:12.5	42	6:00.7	+42.6	35						
Penalty Time	12.5			57.0								
41 PIASECKI Marcin POL												
Cumulative Time	11:20.7	+5:07.4	39	18:51.5	+6:20.6	37						
Loop Time	7:07.7	+4:44.3	42	7:30.8	+1:13.2	34						
Shooting	1	37.0	+14.0	39	1	38.0	+14.0	=32				
Range Time	53.6	+16.0	39	55.1	+16.9	35						
Course Time	5:38.0	+5:09.4	37	6:01.0	+42.9	=36						
Penalty Time	36.1			34.7								
42 KASTUSSYOV Anton KAZ												
Cumulative Time	12:10.4	+5:57.1	47									
Loop Time	7:55.4	+5:32.0	53									
Shooting	3	38.0	+15.0	=40								
Range Time	57.1	+19.5	45									
Course Time	5:37.2	+5:08.6	36									
Penalty Time	1:21.1											
43 USTUNTAS Ahmet TUR												
Cumulative Time	11:12.5	+4:59.2	38	19:26.3	+6:55.4	40						
Loop Time	6:41.5	+4:18.1	30	8:13.8	+1:56.2	41						
Shooting	1	23.0	0.0	1	2	30.0	+6.0	=8				
Range Time	40.9	+3.3	3	45.9	+7.7	11						
Course Time	5:23.0	+4:54.4	23	6:28.1	+1:10.0	41						
Penalty Time	37.6			59.8								
44 KIM Changhyun KOR												
Cumulative Time	11:54.8	+5:41.5	46									
Loop Time	7:08.8	+4:45.4	43									
Shooting	2	44.0	+21.0	52								
Range Time	1:01.6	+24.0	51									
Course Time	5:10.1	+4:41.5	12									
Penalty Time	57.1											
45 KITTEL Marek CZE												
Cumulative Time	10:58.2	+4:44.9	35	18:22.6	+5:51.7	34						
Loop Time	6:05.2	+3:41.8	11	7:24.4	+1:06.8	32						
Shooting	0	35.0	+12.0	=30	0	40.0	+16.0	=38				
Range Time	52.6	+15.0	36	58.3	+20.1	39						
Course Time	4:58.5	+4:29.9	11	6:12.5	+54.4	39						
Penalty Time	14.1			13.6								
47 KIM Jusung KOR												
Cumulative Time	11:41.4	+5:28.1	41									
Loop Time	5:31.4	+3:08.0	9									
Shooting	1	40.0	+17.0	=43								
Range Time	51.3	+13.7	34									
Course Time	4:03.5	+3:34.9	9									
Penalty Time	36.6											



WED 28 JAN 2015

Start Time 10:45 / End Time 11:24

Competition Analysis

Rank	Bib	Name	Ctry Code	T								
		Loop 1	Loop 2	Loop 3	Loop 4	Loop 5						
		Time	Rank	Time	Rank	Time	Rank	Time	Rank	Result	Behind	Rank
	48	MILLS Reagan	CAN									
Cumulative Time	11:50.8	+5:37.5	45									
Loop Time	5:39.8	+3:16.4	10									
Shooting	1	40.0	+17.0	=43								
Range Time	1:00.7	+23.1	=48									
Course Time	4:05.2	+3:36.6	10									
Penalty Time	33.9											
	49	DEHOTTAY Loic	BEL									
Cumulative Time	12:40.0	+6:26.7	51									
Loop Time	6:07.0	+3:43.6	12									
Shooting	3	46.0	+23.0	53								
Range Time	1:06.0	+28.4	54									
Course Time	3:38.1	+3:09.5	8									
Penalty Time	1:22.9											
	50	FLANAGAN Jeremy	AUS									
Cumulative Time	11:45.3	+5:32.0	44									
Loop Time	5:05.3	+2:41.9	6									
Shooting	1	35.0	+12.0	=30								
Range Time	55.4	+17.8	43									
Course Time	3:33.8	+3:05.2	7									
Penalty Time	36.1											
	51	GIRARD Evan	CAN									
Cumulative Time	12:36.2	+6:22.9	48									
Loop Time	5:26.2	+3:02.8	8									
Shooting	3	50.0	+27.0	55								
Range Time	1:06.9	+29.3	55									
Course Time	2:50.5	+2:21.9	4									
Penalty Time	1:28.8											
	53	MIHAILOVS Vjaceslavs	LAT									
Cumulative Time	11:39.6	+5:26.3	40									
Loop Time	4:21.6	+1:58.2	4									
Shooting	0	43.0	+20.0	=50								
Range Time	1:04.0	+26.4	52									
Course Time	3:05.0	+2:36.4	6									
Penalty Time	12.6											
	54	ECCLESTON Sasha	CAN									
Cumulative Time	12:38.8	+6:25.5	49									
Loop Time	5:15.8	+2:52.4	7									
Shooting	3	36.0	+13.0	=36								
Range Time	53.4	+15.8	37									
Course Time	2:57.8	+2:29.2	5									
Penalty Time	1:24.6											
	55	BUKI Adam	HUN									
Cumulative Time	13:09.7	+6:56.4	53									
Loop Time	4:31.7	+2:08.3	5									
Shooting	4	42.0	+19.0	49								
Range Time	1:00.7	+23.1	=48									
Course Time	1:41.2	+1:12.6	3									
Penalty Time	1:49.8											
	56	WEST Samuel	CAN									
Cumulative Time	13:27.9	+7:14.6	55									
Loop Time	3:12.9	+49.5	3									
Shooting	3	40.0	+17.0	=43								
Range Time	1:01.5	+23.9	50									
Course Time	37.0	+8.4	2									
Penalty Time	1:34.4											
	57	GIBSON Alex	AUS									
Cumulative Time	12:39.4	+6:26.1	50									
Loop Time	2:23.4	0.0	1									
Shooting	4	41.0	+18.0	48								
Range Time	58.3	+20.7	46									
Course Time	-15:93.9	+17:02.5	55									
Penalty Time	1:45.5											



WED 28 JAN 2015

Start Time 10:45 / End Time 11:24

Competition Analysis

Rank	Bib	Name	Ctry Code		T							
Loop 1		Loop 2		Loop 3		Loop 4		Loop 5		Result	Behind	Rank
Time	Rank	Time	Rank	Time	Rank	Time	Rank	Time	Rank			
58		BUKI David										
Cumulative Time	13:20.4	+7:07.1	54									
Loop Time	2:52.4	+29.0	2									
Shooting	3	36.0	+13.0	=36								
Range Time	53.5	+15.9	38									
Course Time	28.6	0.0	1	7:29.9	+2:11.8	42						
Penalty Time	1:30.3											

Jury Decisions

Time Adjustments

30	32	BEVELAQUA Rene	SVK							+30.0	IBU DR 5.3
	33	VALENTA Juraj	SVK							+30.0	IBU DR 5.3

Did not finish

7		BRAUN Maxim		KAZ				
Cumulative Time	7:19.9	+1:06.6	5	13:52.1	+1:21.2	5		
Loop Time	6:27.9	+4:04.5	25	6:32.2	+14.6	8		
Shooting	0	26.0	+3.0	=4	0	28.0	+4.0	=3
Range Time	39.8	+2.2	2	43.2	+5.0	3		
Course Time	5:35.0	+5:06.4	35	5:36.1	+18.0	18		
Penalty Time	13.1			12.9				

Did not start

4	KRCMAR Michal	CZE
46	CIVIL Organhazi	TUR
52	LORENZI Christian	ITA

LEGEND

= Equal sign indicates that two or more competitors share the same rank T Total penalties



WED 28 JAN 2015

Start Time 10:45 / End Time 11:24

Final Results - Competition Data Summary

Participation

Number of Entries	58
Did not start	3
Did not finish	1
Disqualified	0
Lapped	23
Ranked Competitors	31

Atmospheric Conditions at the Stadium

	30 min. before Start	At Start Time	30 min. after Start	At End Time
Weather	Sky Clear	Sky Clear	Sky Clear	Sky Clear
Snow Condition	Compact	Compact	Compact	Compact
Snow Temperature	-3,0 °C / 26,6 °F	-2,0 °C / 28,4 °F	-2,0 °C / 28,4 °F	-2,0 °C / 28,4 °F
Air Temperature	-2,0 °C / 28,4 °F	-1,0 °C / 30,2 °F	0,0 °C / 32,0 °F	0,0 °C / 32,0 °F
Humidity	84 %	86 %	90 %	90 %
Wind Direction/Speed	WSW / 1,0 m/s	WSW / 2,0 m/s	WSW / 1,0 m/s	WSW / 1,0 m/s

Jury Information

IBU TD	OBERTANNER Manfred (AUT)
FISU TD	RYBAR Ondrej (CZE)
Chief of Competition	FUSKO Tomas (SVK)
Member	LOWELL Niven (CAN)
Member	NIKIFOROV Viacheslav (RUS)

Course Information

green 2640m + green 2615m + green 2615m + green 2615m + green 2200m

Total Course Length	12685 m
Height Difference (HD)	34 m
Max. Climb (MM)	25 m
Total Climb (MT)	424 m

Jury Decisions

Bib 32 BEVELAQUA Rene (SVK) TIME ADJUSTMENT +30.0 IBU DR 5.3
 Bib 33 VALENTA Juraj (SVK)

IBU TD

OBERTANNER Manfred (AUT)

LEGEND

WSW West-Southwest



Medallists

Medal	Name	Country
GOLD	SHOPIN Yuri	RUS - Russian Federation
SILVER	IVANOV Iaroslav	RUS - Russian Federation
BRONZE	BURTASOV Maksim	RUS - Russian Federation



WINTER
UNIVERSIADE
ŠTRBSKÉ PLESO/OSRBLIE
NORDIC SKIING & BIATHLON
2015



RESULT BOOK
BIATHLON

Men's 15 km Mass Start



Qualification Status - Provisional Start List

AFTER 3 COMPETITIONS

Bib	Name	Ctry Code	Gold	Silver	Bronze	Universiade Points
Medal Winners						
1	IVANOV Iaroslav	RUS	SP	PU		114
2	SHOPIN Yuri	RUS	PU		SP IN	156
3	RUSINOV Dmytro	UKR	IN			119
4	BURTASOV Maksim	RUS		SP	PU	132
5	FILIMONOV Vadim	RUS		IN		54
Qualified by Universiade Points						
6	MATHIEU Vincent	FRA				113
7	KOLODIICHUK Oleg	RUS				106
8	POTAPENKO Vasyi	UKR				100
9	TKALENKO Ruslan	UKR				98
10	PERSHIKOV Stanislav	RUS				95
11	SIMA Michal	SVK				89
12	ERDAL Ole Martin	NOR				86
13	RAMANOUSKI Maksim	BLR				84
14	PODKORYTOV Vassiliy	KAZ				83
15	SVALAND Haakon	NOR				79
16	KUBALIAK Michal	SVK				78
17	HAUGEN Chris Endre	NOR				77
18	KILCHYTSKYI Vitaliy	UKR				76
19	BRAUN Maxim	KAZ				72
20	HUILLIER Yohan	FRA				63
21	GROETTE Tommy	NOR				62
22	ORPANA Sami	FIN				59
23	KHAMITGATIN Timur	KAZ				55
24	KRAVCHENKO Oleksii	UKR				49
25	ABROMCHYK Aliaksei	BLR				49
26	CHAVOUTIER Dany	FRA				48
27	KRCMAR Michal	CZE				43
28	OGIER Thibaut	FRA				41
***	NEVEROV Sergey	RUS				39
29	LONSKY Henrich	SVK				35
30	ZAK Michal	CZE				33
Reserve athletes qualified by Universiade points:						
	BEVELAQUA Rene	SVK				29
***	MENSHIKOV Arkadii	RUS				28
	CYMERMAN Kamil	POL				22
	LEHTOMAA Henri	FIN				19
	BESSOV Ruslan	KAZ				18
	USTUNTAS Ahmet	TUR				15
	PIECH Aleksander	POL				15
	SON Sungrack	KOR				14
	VALENTA Juraj	SVK				13
	PIASECKI Marcin	POL				12
	KITTEL Marek	CZE				10
	GUZIK Krzysztof	POL				9
	TANAKA Hokuto	JPN				6
	KASTUSSYOV Anton	KAZ				1
	KULINICH Alexandr	KAZ				1

NOTE

Athletes must confirm their participation by Saturday 31 JAN 2015 9:00
Bib numbers will be distributed Saturday 31 JAN 2015 10:30

LEGEND

*** Competitor out of Country Quota IN Individual PU Pursuit
SP Sprint



Start List

Bib	Name	Ctry Code	Start Row	P	P	S	S	T	Time
1	SHOPIN Yuri	RUS	1						
2	RUSINOV Dmytro	UKR							
3	BURTASOV Maksim	RUS							
4	FILIMONOV Vadim	RUS	2						
5	MATHIEU Vincent	FRA							
6	KOLODIICHUK Oleg	RUS							
7	POTAPENKO Vasyl	UKR	3						
8	TKALENKO Ruslan	UKR							
9	PERSHIKOV Stanislav	RUS							
10	SIMA Michal	SVK	4						
11	ERDAL Ole Martin	NOR							
12	RAMANOUSKI Maksim	BLR							
13	SVALAND Haakon	NOR	5						
14	KUBALIAK Michal	SVK							
15	HAUGEN Chris Endre	NOR							
16	KILCHYTSKYI Vitaliy	UKR	6						
17	HUILLIER Yohan	FRA							
18	GROETTE Tommy	NOR							
19	ORPANA Sami	FIN	7						
20	KHAMITGATIN Timur	KAZ							
21	KRAVCHENKO Oleksii	UKR							
22	ABROMCHYK Aliaksei	BLR	8						
23	CHAVOUTIER Dany	FRA							
24	KRCMAR Michal	CZE							
25	OGIER Thibaut	FRA	9						
26	NEVEROV Sergey	RUS							
27	LONSKY Henrich	SVK							
28	ZAK Michal	CZE	10						
29	CYMERMAN Kamil	POL							
30	LEHTOMAA Henri	FIN							

LEGEND

P Prone **S** Standing **T** Total penalties



Final Results

Rank	Bib	Name	Ctry Code	P	P	S	S	T	Time Behind
1	16	KILCHYTSKYY Vitaliy	UKR	0	1	3	0	4	43:17.1
2	2	RUSINOV Dmytro	UKR	1	1	1	0	3	+11.0
3	1	SHOPIN Yuri	RUS	0	3	1	1	5	+29.5
4	17	HUILLIER Yohan	FRA	0	1	2	1	4	+48.2
5	5	MATHIEU Vincent	FRA	1	0	1	1	3	+53.3
6	13	SVALAND Haakon	NOR	0	0	3	4	7	+1:04.8
7	11	ERDAL Ole Martin	NOR	0	0	1	4	5	+1:13.6
8	4	FILIMONOV Vadim	RUS	0	1	1	2	4	+1:15.8
9	19	ORPANA Sami	FIN	0	1	1	0	2	+1:16.3
10	8	TKALENKO Ruslan	UKR	0	2	3	3	8	+1:52.6
11	15	HAUGEN Chris Endre	NOR	0	1	1	3	5	+2:28.9
12	6	KOLODIICHUK Oleg	RUS	1	2	1	1	5	+2:35.9
13	20	KHAMITGATIN Timur	KAZ	2	2	0	2	6	+2:46.8
14	12	RAMANOUSKI Maksim	BLR	0	0	1	0	1	+3:02.7
15	23	CHAVOUTIER Dany	FRA	2	0	1	1	4	+3:06.4
16	14	KUBALIAK Michal	SVK	2	2	2	0	6	+3:17.4
17	21	KRAVCHENKO Oleksii	UKR	1	0	0	0	1	+3:22.4
18	25	OGIER Thibaut	FRA	1	0	0	2	3	+3:52.9
19	26	NEVEROV Sergey	RUS	0	3	3	2	8	+4:07.9
20	24	KRCMAR Michal	CZE	3	1	4	3	11	+4:28.6
21	10	SIMA Michal	SVK	0	2	3	2	7	+5:01.4
22	30	LEHTOMAA Henri	FIN	0	1	4	3	8	+5:16.4
23	28	ZAK Michal	CZE	0	1	2	1	4	+5:17.5
24	9	PERSHIKOV Stanislav	RUS	3	1	3	1	8	+5:56.9
25	22	ABROMCHYK Aliaksei	BLR	0	0	4	3	7	+6:25.4
26	29	CYMERMAN Kamil	POL	1	0	2	3	6	+7:26.9
27	7	POTAPENKO Vasyl	UKR	4	4	2	2	12	+8:24.7
28	27	LONSKY Henrich	SVK	0	1	2	2	5	+8:36.4

Did not finish

3	BURTASOV Maksim	RUS	3		
18	GROETTE Tommy	NOR	0	3	3

LEGEND

P Prone S Standing T Total penalties



SAT 31 JAN 2015

Start Time 12:15 / End Time 13:07

Competition Analysis

Rank	Bib	Name	Ctry Code		T		Result		Behind	Rank									
		Loop 1	Loop 2		Loop 3		Loop 4		Loop 5										
		Time BehindRank	Time BehindRank	Time BehindRank	Time BehindRank	Time BehindRank	Time BehindRank	Time BehindRank	Time BehindRank	Time BehindRank									
28	27	LONSKY Henrich			SVK				5	51:53.5	+8:36.4	28							
Cumulative Time	9:33.2	+54.0	21	20:13.1	+2:56.3	28	31:40.2	+4:56.6	27	43:25.5	+6:46.4	27	51:53.5	+8:36.4	28				
Loop Time	9:33.2	+54.0	21	10:39.9	+2:03.6	28	11:27.1	+2:18.6	27	11:45.3	+2:51.2	27	8:28.0	+1:50.0	28				
Shooting	0	27.0	+2.0 =2	1	32.0	+9.0 =7	2	27.0	+5.0 =7	2	33.0	+12.0	20	5	1:59.0	+15.0	9		
Range Time	45.4	+2.8	7	49.5	+4.1 =7		45.2	+7.1	10	50.8	+13.8	20	3:10.9	+25.9	13				
Course Time	8:34.4	+56.4	30	9:05.4	+1:39.3	29	9:24.2	+1:49.4	29	9:40.0	+1:51.2	28	8:28.0	+1:50.0	28	45:12.0	+7:45.3	28	
Penalty Time	13.4			45.0			1:17.7			1:14.5							3:30.6		

Did not finish

		3	BURTASOV Maksim		RUS	
Cumulative Time	10:06.8	+1:27.6	28			
Loop Time	10:06.8	+1:27.6	28			
Shooting	3	29.0	+4.0 =5			
Range Time	44.3	+1.7	4			
Course Time	7:46.6	+8.6	17			
Penalty Time	1:35.9					

		18	GROETTE Tommy		NOR				
Cumulative Time	8:44.2	+5.0	8	18:39.0	+1:22.2	14			
Loop Time	8:44.2	+5.0	8	9:54.8	+1:18.5	22			
Shooting	0	31.0	+6.0 =10	3	34.0	+11.0 =12	3	27.0	+5.0 =7
Range Time	46.6	+4.0	10	50.6	+5.2	11			
Course Time	7:45.2	+7.2	14	7:29.6	+3.5	4	8:30.0	+55.2	20
Penalty Time	12.4			1:34.6					

LEGEND

= Equal sign indicates that two or more competitors share the same rank T Total penalties



SAT 31 JAN 2015

Start Time 12:15 / End Time 13:07

Final Results - Competition Data Summary

Participation

Number of Entries	30
Did not start	0
Did not finish	2
Disqualified	0
Ranked Competitors	28

Atmospheric Conditions at the Stadium

	30 min. before Start	At Start Time	30 min. after Start	At End Time
Weather	Partly Cloudy	Partly Cloudy	Partly Cloudy	Partly Cloudy
Snow Condition	Packed powder	Packed powder	Packed powder	Packed powder
Snow Temperature	-3,0 °C / 26,6 °F	-3,0 °C / 26,6 °F	-3,0 °C / 26,6 °F	-3,0 °C / 26,6 °F
Air Temperature	-3,0 °C / 26,6 °F	-2,0 °C / 28,4 °F	-2,0 °C / 28,4 °F	-2,0 °C / 28,4 °F
Humidity	45 %	45 %	45 %	45 %
Wind Direction/Speed	WSW / 6,0 m/s	WSW / 4,0 m/s	WSW / 5,0 m/s	WSW / 5,0 m/s

Jury Information

IBU TD	OBERTANNER Manfred (AUT)
FISU TD	RYBAR Ondrej (CZE)
Chief of Competition	FUSKO Tomas (SVK)
Member	LOWELL Niven (CAN)
Member	NIKIFOROV Viacheslav (RUS)

Course Information

yellow 3060m + yellow 3035m + yellow 3035m + yellow 3035m + yellow 2620 m

Total Course Length	14785 m
Height Difference (HD)	34 m
Max. Climb (MM)	25 m
Total Climb (MT)	489 m

Jury Decisions

none

IBU TD

OBERTANNER Manfred (AUT)

LEGEND

WSW West-Southwest



Medallists

Medal	Name	Country
GOLD	KILCHYTSKYI Vitaliy	UKR - Ukraine
SILVER	RUSINOV Dmytro	UKR - Ukraine
BRONZE	SHOPIN Yuri	RUS - Russian Federation



WINTER
UNIVERSIADE
ŠTRBSKÉ PLESO/OSRBLIE
NORDIC SKIING & BIATHLON
2015



RESULT BOOK
BIATHLON

Mixed Relay 2x6 km Women + 2x7.5 km Men



Start List Summary

Bib	Country	Women	Men	Start Row
1	RUS - Russian Federation	1 SMIRNOVA Kristina 2 PAVLOVA Evgeniya	3 FILIMONOV Vadim 4 SHOPIN Yuri	1
2	UKR - Ukraine	1 BRYGNETS Yuliya 2 BONDAR Iana	3 TKALENKO Ruslan 4 RUSINOV Dmytro	
3	FRA - France	1 LAZZAROTTO Juliette 2 CARDON Julie	3 HUILLIER Yohan 4 MATHIEU Vincent	
4	SVK - Slovakia	1 MAJDISOVA Alzbeta 2 SIMOVA Lucia	3 KUBALIAK Michal 4 SIMA Michal	2
5	POL - Poland	1 MAKA Anna 2 HOJNISZ Patrycja	3 CYMERMAN Kamil 4 PIECH Aleksander	
6	FIN - Finland	1 MINKKINEN Suvu 2 MAIJALA Meri	3 ORPANA Sami 4 LEHTOMAA Henri	
7	CAN - Canada	1 MACCULLOCH Keely 2 PATERSON Jessica	3 GIRARD Evan 4 MILLS Reagan	3
8	KOR - Republic of Korea	1 HAM Haeyeong 2 JO Kyungran	3 KIM Changhyun 4 SON Sungrack	
9	KAZ - Kazakhstan	1 VISHNEVSKAYA Galina 2 KISTANOVA Anna	3 BRAUN Maxim 4 PODKORYTOV Vassiliy	
10	TUR - Turkey	1 ERDILER Nihan 2 GUNES Busra	3 USTUNTAS Ahmet 4 CIVIL Organhazi	4
11	NOR - Norway	1 SKJELDSTADAAS Tonje Marie 2 AADLANDSVIK Lene Berg	3 ERDAL Ole Martin 4 SVALAND Haakon	



Final Results

Rank	Bib Leg	Ctry Bib Color	Name	G.	P	S	T	Leg Time	Leg Rank	Team Time	Team Rank	Behind
1	1	RUS - Russian Federation					0+6			1:36:38.4		0.0
	1-1	r	SMIRNOVA Kristina	F	0+1	0+1	0+2	22:50.7	2	22:50.7	2	+26.3
	1-2	g	PAVLOVA Evgeniya	F	0+0	0+0	0+0	24:08.2	2	46:58.9	2	+39.7
	1-3	y	FILIMONOV Vadim	M	0+1	0+2	0+3	24:50.5	2	1:11:49.4	1	0.0
	1-4	b	SHOPIN Yuri	M	0+0	0+1	0+1	24:49.0	2	1:36:38.4	1	0.0
2	9	KAZ - Kazakhstan					0+7			1:37:11.6		+33.2
	9-1	r	VISHNEVSKAYA Galina	F	0+0	0+0	0+0	22:24.4	1	22:24.4	1	0.0
	9-2	g	KISTANOVA Anna	F	0+1	0+1	0+2	23:54.8	1	46:19.2	1	0.0
	9-3	y	BRAUN Maxim	M	0+3	0+2	0+5	25:30.5	6	1:11:49.7	2	+0.3
	9-4	b	PODKORYTOV Vassiliy	M	0+0	0+0	0+0	25:21.9	4	1:37:11.6	2	+33.2
3	2	UKR - Ukraine					4+8			1:37:27.6		+49.2
	2-1	r	BRYGNETS Yuliya	F	0+1	0+0	0+1	22:51.4	3	22:51.4	3	+27.0
	2-2	g	BONDAR Iana	F	0+0	4+3	4+3	25:10.3	5	48:01.7	3	+1:42.5
	2-3	y	TKALENKO Ruslan	M	0+0	0+2	0+2	24:47.3	1	1:12:49.0	3	+59.6
	2-4	b	RUSINOV Dmytro	M	0+1	0+1	0+2	24:38.6	1	1:37:27.6	3	+49.2
4	3	FRA - France					0+7			1:40:23.8		+3:45.4
	3-1	r	LAZZAROTTO Juliette	F	0+2	0+2	0+4	24:58.7	6	24:58.7	6	+2:34.3
	3-2	g	CARDON Julie	F	0+1	0+1	0+2	24:35.9	4	49:34.6	5	+3:15.4
	3-3	y	HUILLIER Yohan	M	0+0	0+1	0+1	25:04.3	4	1:14:38.9	4	+2:49.5
	3-4	b	MATHIEU Vincent	M	0+0	0+0	0+0	25:44.9	6	1:40:23.8	4	+3:45.4
5	4	SVK - Slovakia					0+4			1:41:01.4		+4:23.0
	4-1	r	MAJDISOVA Alzbeta	F	0+1	0+0	0+1	24:31.3	5	24:31.3	5	+2:06.9
	4-2	g	SIMOVA Lucia	F	0+0	0+0	0+0	25:39.6	6	50:10.9	6	+3:51.7
	4-3	y	KUBALIAK Michal	M	0+0	0+1	0+1	25:13.8	5	1:15:24.7	5	+3:35.3
	4-4	b	SIMA Michal	M	0+1	0+1	0+2	25:36.7	5	1:41:01.4	5	+4:23.0
6	11	NOR - Norway					1+13			1:41:15.7		+4:37.3
	11-1	r	SKJELDSTADAAS Tonje Marie	F	0+2	1+3	1+5	25:48.1	7	25:48.1	7	+3:23.7
	11-2	g	AADLANDSVIK Lene Berg	F	0+1	0+2	0+3	25:41.0	7	51:29.1	7	+5:09.9
	11-3	y	ERDAL Ole Martin	M	0+2	0+0	0+2	24:56.8	3	1:16:25.9	7	+4:36.5
	11-4	b	SVALAND Haakon	M	0+0	0+3	0+3	24:49.8	3	1:41:15.7	6	+4:37.3
7	5	POL - Poland					0+11			1:44:34.2		+7:55.8
	5-1	r	MAKA Anna	F	0+0	0+2	0+2	24:25.3	4	24:25.3	4	+2:00.9
	5-2	g	HOJNISZ Patrycja	F	0+1	0+1	0+2	24:28.9	3	48:54.2	4	+2:35.0
	5-3	y	CYMERMAN Kamil	M	0+0	0+2	0+2	27:20.6	8	1:16:14.8	6	+4:25.4
	5-4	b	PIECH Aleksander	M	0+3	0+2	0+5	28:19.4	7	1:44:34.2	7	+7:55.8
8	6	FIN - Finland					0+4			LAP		
	6-1	r	MINKKINEN Suvi	F	0+0	0+0	0+0	26:10.0	8	26:10.0	8	+3:45.6
	6-2	g	MAIJALA Meri	F	0+2	0+0	0+2	27:29.6	8	53:39.6	8	+7:20.4
	6-3	y	ORPANA Sami	M	0+0	0+0	0+0	25:53.4	7	1:19:33.0	8	+7:43.6
	6-4	b	LEHTOMAA Henri	M	0+0	0+2	0+2			LAP	8	
9	10	TUR - Turkey					1+9			LAP		
	10-1	r	ERDILER Nihan	F	1+3	0+3	1+6	31:15.7	11	31:15.7	11	+8:51.3
	10-2	g	GUNES Busra	F	0+0	0+1	0+1	27:29.7	9	58:45.4	10	+12:26.2
	10-3	y	USTUNTAS Ahmet	M	0+0	0+0	0+0	28:36.3	9	1:27:21.7	9	+15:32.3
	10-4	b	CIVIL Organhazi	M	0+2		0+2			LAP	9	
10	7	CAN - Canada					3+12			LAP		
	7-1	r	MACCULLOCH Keely	F	0+1	1+3	1+4	28:03.3	9	28:03.3	9	+5:38.9
	7-2	g	PATERSON Jessica	F	2+3	0+0	2+3	29:35.6	10	57:38.9	9	+11:19.7
	7-3	y	GIRARD Evan	M	0+0	0+3	0+3	32:51.1	11	1:30:30.0	10	+18:40.6
	7-4	b	MILLS Reagan	M	0+2		0+2			LAP	10	



Final Results

Bib Leg	Ctry Bib Color	Name	G.	P	S	T	Leg Time	Leg Rank	Team Time	Team Rank	Behind
Did not finish											
8	KOR	- Republic of Korea									
8-1	r	HAM Haeyeong	F	0+1	0+3	0+4	29:50.9	10	29:50.9	10	+7:26.5
8-2	g	JO Kyungran	F	0+1	1+3	1+4	34:23.8	11	1:04:14.7	11	+17:55.5
8-3	y	KIM Changhyun	M	0+0	0+3	0+3	32:32.9	10	1:36:47.6	11	+24:58.2
8-4	b	SON Sungrack	M								

LEGEND

b	blue	F	Female	g	green
G	Gender	LAP	Lapped	M	Male
P	Prone	r	red	S	Standing
T	Total penalties + used spare rounds	y	yellow		



FRI 30 JAN 2015

Start Time 11:00 / End Time 12:44

Competition Analysis

Rank	Bib	Ctry Name	G.				T										
			Loop 1		Loop 2		Loop 3		Result	Behind	Rank						
		Time	Rk.	Time	Rk.	Time	Rk.										
1	1	RUS - Russian Federation						0+6	1:36:38.4	0.0	1						
		SMIRNOVA Kristina															
		Cumulative Time	8:26.1	+6.8	16:51.1	+15.2	2		22:50.7	+26.3	2						
		Loop Time	8:26.1	+6.8	8:25.0	+8.4	3	5:59.6	+11.1	3							
		Shooting	0+1	38.0	+12.0	3	0+1	45.0	+14.0	5	0+2	1:23.0	+25.0	4			
		Range Time		56.9	+4.7	3		1:04.9	+16.8	5		2:01.8	+19.4	4			
		Course Time		7:12.0	+0.5	2		7:03.5	0.0	1		5:59.6	+11.1	3	20:15.1	+5.3	2
		Penalty Time		17.2				16.6					33.8				
		PAVLOVA Evgeniya															
		Cumulative Time	32:25.4	+25.9	40:41.4	+18.0	2		46:58.9	+39.7	2						
		Loop Time	9:34.7	+25.5	8:16.0	0.0	1	6:17.5	+32.0	5							
		Shooting	0+0	33.0	0.0	1	0+0	22.0	0.0	1	0+0	55.0	0.0	1			
		Range Time		51.2	0.0	1		41.7	0.0	1		1:32.9	0.0	1			
		Course Time		8:26.6	+29.2	4		7:16.4	+37.0	4		6:17.5	+32.0	5	22:00.5	+1:38.2	5
		Penalty Time		16.9				17.9					34.8				
		FILIMONOV Vadim															
		Cumulative Time	56:26.1	0.0	1:05:12.9	0.0	1		1:11:49.4	0.0	1						
		Loop Time	9:27.2	0.0	8:46.8	+7.5	4	6:36.5	+17.0	5							
		Shooting	0+1	39.0	+10.0	7	0+2	38.0	+11.0	7	0+3	1:17.0	+19.0	7			
		Range Time		56.4	+10.5	7		54.4	+7.4	7		1:50.8	+11.3	7			
		Course Time		8:13.8	0.0	1		7:34.5	+3.2	4		6:36.5	+17.0	5	22:24.8	+3.0	2
		Penalty Time		17.0				17.9					34.9				
		SHOPIN Yuri															
		Cumulative Time	1:21:24.0	0.0	1:30:04.6	0.0	1		1:36:38.4	0.0	1						
		Loop Time	9:34.6	+5.8	8:40.6	+5.0	2	6:33.8	0.0	1							
		Shooting	0+0	25.0	0.0	1	0+1	27.0	+5.0	2	0+1	52.0	0.0	1			
		Range Time		42.4	0.0	1		45.0	+5.5	2		1:27.4	0.0	1			
		Course Time		8:35.1	+16.6	4		7:38.2	+15.2	4		6:33.8	0.0	1	22:47.1	+31.4	3
		Penalty Time		17.1				17.4					34.5				
2	9	KAZ - Kazakhstan									0+7	1:37:11.6	+33.2	2			
		VISHNEVSKAYA Galina															
		Cumulative Time	8:19.3	0.0	16:35.9	0.0	1		22:24.4	0.0	1						
		Loop Time	8:19.3	0.0	8:16.6	0.0	1	5:48.5	0.0	1							
		Shooting	0+0	26.0	0.0	1	0+0	32.0	+1.0	2	0+0	58.0	0.0	1			
		Range Time		52.2	0.0	1		50.2	+2.1	2		1:42.4	0.0	1			
		Course Time		7:11.5	0.0	1		7:09.8	+6.3	2		5:48.5	0.0	1	20:09.8	0.0	1
		Penalty Time		15.6				16.6					32.2				
		KISTANOVA Anna															
		Cumulative Time	31:59.5	0.0	40:23.4	0.0	1		46:19.2	0.0	1						
		Loop Time	9:35.1	+25.9	8:23.9	+7.9	2	5:55.8	+10.3	2							
		Shooting	0+1	47.0	+14.0	5	0+1	44.0	+22.0	6	0+2	1:31.0	+36.0	6			
		Range Time		1:03.7	+12.5	4		1:03.5	+21.8	6		2:07.2	+34.3	4			
		Course Time		8:13.4	+16.0	2		7:03.1	+23.7	2		5:55.8	+10.3	2	21:12.3	+50.0	2
		Penalty Time		18.0				17.3					35.3				
		BRAUN Maxim															
		Cumulative Time	56:27.0	+0.9	1:05:13.3	+0.4	2		1:11:49.7	+0.3	2						
		Loop Time	10:07.8	+40.6	8:46.3	+7.0	3	6:36.4	+16.9	4							
		Shooting	0+3	55.0	+26.0	9	0+2	37.0	+10.0	6	0+5	1:32.0	+34.0	9			
		Range Time		1:12.1	+26.2	9		54.2	+7.2	6		2:06.3	+26.8	9			
		Course Time		8:39.2	+25.4	5		7:34.3	+3.0	3		6:36.4	+16.9	4	22:49.9	+28.1	4
		Penalty Time		16.5				17.8					34.3				
		PODKORYTOV Vassiliy															
		Cumulative Time	1:21:26.1	+2.1	1:30:07.4	+2.8	2		1:37:11.6	+33.2	2						
		Loop Time	9:36.4	+7.6	8:41.3	+5.7	3	7:04.2	+30.4	5							
		Shooting	0+0	29.0	+4.0	2	0+0	32.0	+10.0	3	0+0	1:01.0	+9.0	3			
		Range Time		45.3	+2.9	2		49.3	+9.8	3		1:34.6	+7.2	3			
		Course Time		8:34.4	+15.9	3		7:33.4	+10.4	3		7:04.2	+30.4	5	23:12.0	+56.3	5
		Penalty Time		16.7				18.6					35.3				



Competition Analysis

Rank	Bib	Ctry Name	G.				T							
			Loop 1		Loop 2		Loop 3		Result	Behind	Rank			
			Time	Rk.	Time	Rk.	Time	Rk.						
3	2	UKR - Ukraine					4+8	1:37:27.6	+49.2	3				
			BRYGYNETS Yuliya		F									
Cumulative Time			8:33.3	+14.0	3	16:51.9	+16.0	3		22:51.4	+27.0	3		
Loop Time			8:33.3	+14.0	3	8:18.6	+2.0	2	5:59.5	+11.0	2			
Shooting	0+1		43.0	+17.0	5	0+0	31.0	0.0	1	0+1	1:14.0	+16.0	2	
Range Time			1:00.9	+8.7	5	48.1	0.0	1		1:49.0	+6.6	2		
Course Time			7:15.3	+3.8	3	7:13.4	+9.9	3	5:59.5	+11.0	2	20:28.2	+18.4	3
Penalty Time			17.1			17.1					34.2			
			BONDAR Iana		F									
Cumulative Time			32:00.6	+1.1	2	42:16.2	+1:52.8	3		48:01.7	+1:42.5	3		
Loop Time			9:09.2	0.0	1	10:15.6	+1:59.6	10	5:45.5	0.0	1			
Shooting	0+0		37.0	+4.0	3	4+3	1:15.0	+53.0	10	4+3	1:52.0	+57.0	10	
Range Time			55.3	+4.1	3	1:33.0	+51.3	10		2:28.3	+55.4	10		
Course Time			7:57.4	0.0	1	6:39.4	0.0	1	5:45.5	0.0	1	20:22.3	0.0	1
Penalty Time			16.5			2:03.2					2:19.7			
			TKALENKO Ruslan		M									
Cumulative Time			57:37.6	+1:11.5	3	1:06:29.5	+1:16.6	3		1:12:49.0	+59.6	3		
Loop Time			9:35.9	+8.7	2	8:51.9	+12.6	6	6:19.5	0.0	1			
Shooting	0+0		32.0	+3.0	6	0+2	49.0	+22.0	9	0+2	1:21.0	+23.0	8	
Range Time			49.7	+3.8	5	1:06.1	+19.1	9		1:55.8	+16.3	8		
Course Time			8:31.0	+17.2	2	7:31.3	0.0	1	6:19.5	0.0	1	22:21.8	0.0	1
Penalty Time			15.2			14.5					29.7			
			RUSINOV Dmytro		M									
Cumulative Time			1:22:17.8	+53.8	3	1:30:53.4	+48.8	3		1:37:27.6	+49.2	3		
Loop Time			9:28.8	0.0	1	8:35.6	0.0	1	6:34.2	+0.4	2			
Shooting	0+1		37.0	+12.0	6	0+1	38.0	+16.0	5	0+2	1:15.0	+23.0	4	
Range Time			55.1	+12.7	6	56.5	+17.0	5		1:51.6	+24.2	4		
Course Time			8:18.5	0.0	1	7:23.0	0.0	1	6:34.2	+0.4	2	22:15.7	0.0	1
Penalty Time			15.2			16.1					31.3			
4	3	FRA - France					0+7	1:40:23.8	+3:45.4	4				
			LAZZAROTTO Juliette		F									
Cumulative Time			8:47.9	+28.6	5	18:10.0	+1:34.1	6		24:58.7	+2:34.3	6		
Loop Time			8:47.9	+28.6	5	9:22.1	+1:05.5	6	6:48.7	+1:00.2	6			
Shooting	0+2		49.0	+23.0	6	0+2	54.0	+23.0	7	0+4	1:43.0	+45.0	7	
Range Time			1:08.6	+16.4	6	1:14.2	+26.1	7		2:22.8	+40.4	7		
Course Time			7:22.2	+10.7	5	7:50.4	+46.9	6	6:48.7	+1:00.2	6	22:01.3	+1:51.5	6
Penalty Time			17.1			17.5					34.6			
			CARDON Julie		F									
Cumulative Time			34:56.4	+2:56.9	6	43:24.6	+3:01.2	5		49:34.6	+3:15.4	5		
Loop Time			9:57.7	+48.5	5	8:28.2	+12.2	3	6:10.0	+24.5	3			
Shooting	0+1		49.0	+16.0	7	0+1	43.0	+21.0	5	0+2	1:32.0	+37.0	7	
Range Time			1:08.0	+16.8	7	1:00.6	+18.9	5		2:08.6	+35.7	5		
Course Time			8:33.7	+36.3	5	7:11.7	+32.3	3	6:10.0	+24.5	3	21:55.4	+1:33.1	4
Penalty Time			16.0			15.9					31.9			
			HUILLIER Yohan		M									
Cumulative Time			59:19.8	+2:53.7	5	1:08:08.1	+2:55.2	4		1:14:38.9	+2:49.5	4		
Loop Time			9:45.2	+18.0	4	8:48.3	+9.0	5	6:30.8	+11.3	3			
Shooting	0+0		29.0	0.0	1	0+1	36.0	+9.0	5	0+1	1:05.0	+7.0	3	
Range Time			45.9	0.0	1	53.6	+6.6	5		1:39.5	0.0	1		
Course Time			8:43.6	+29.8	6	7:39.4	+8.1	6	6:30.8	+11.3	3	22:53.8	+32.0	5
Penalty Time			15.7			15.3					31.0			
			MATHIEU Vincent		M									
Cumulative Time			1:24:26.5	+3:02.5	4	1:33:08.1	+3:03.5	4		1:40:23.8	+3:45.4	4		
Loop Time			9:47.6	+18.8	5	8:41.6	+6.0	4	7:15.7	+41.9	6			
Shooting	0+0		33.0	+8.0	5	0+0	22.0	0.0	1	0+0	55.0	+3.0	2	
Range Time			50.1	+7.7	5	39.5	0.0	1		1:29.6	+2.2	2		
Course Time			8:41.5	+23.0	6	7:45.5	+22.5	6	7:15.7	+41.9	6	23:42.7	+1:27.0	6
Penalty Time			16.0			16.6					32.6			



FRI 30 JAN 2015

Start Time 11:00 / End Time 12:44

Competition Analysis

Rank	Bib	Ctry Name	G.		T		Result	Behind	Rank					
5	4	SVK - Slovakia				0+4	1:41:01.4	+4:23.0	5					
		MAJDISOVA Alzbeta			F									
		Cumulative Time	8:52.7	+33.4	6	17:55.5	+1:19.6	5	24:31.3	+2:06.9	5			
		Loop Time	8:52.7	+33.4	6	9:02.8	+46.2	4	6:35.8	+47.3	5			
		Shooting	0+1	52.0	+26.0	9	0+0	37.0	+6.0	3	0+1	1:29.0	+31.0	6
		Range Time		1:16.7	+24.5	9		55.4	+7.3	3		2:12.1	+29.7	6
		Course Time		7:19.7	+8.2	4		7:51.0	+47.5	7		6:35.8	+47.3	5
		Penalty Time		16.3				16.4				32.7		5
		SIMOVA Lucia							F					
		Cumulative Time	34:39.2	+2:39.7	5	43:37.9	+3:14.5	6				50:10.9	+3:51.7	6
		Loop Time	10:07.9	+58.7	6	8:58.7	+42.7	5	6:33.0	+47.5	7			
		Shooting	0+0	35.0	+2.0	2	0+0	37.0	+15.0	4	0+0	1:12.0	+17.0	3
		Range Time		54.4	+3.2	2		56.4	+14.7	4		1:50.8	+17.9	3
		Course Time		8:56.6	+59.2	7		7:46.5	+1:07.1	7		6:33.0	+47.5	7
		Penalty Time		16.9				15.8				32.7		7
		KUBALIAK Michal												
		Cumulative Time	59:49.6	+3:23.5	6	1:08:31.7	+3:18.8	5				1:15:24.7	+3:35.3	5
		Loop Time	9:38.7	+11.5	3	8:42.1	+2.8	2	6:53.0	+33.5	6			
		Shooting	0+0	30.0	+1.0	2	0+1	35.0	+8.0	4	0+1	1:05.0	+7.0	3
		Range Time		48.2	+2.3	3		52.7	+5.7	3		1:40.9	+1.4	4
		Course Time		8:34.9	+21.1	4		7:33.5	+2.2	2		6:53.0	+33.5	6
		Penalty Time		15.6				15.9				31.5		6
		SIMA Michal												
		Cumulative Time	1:25:17.5	+3:53.5	5	1:34:12.0	+4:07.4	5				1:41:01.4	+4:23.0	5
		Loop Time	9:52.8	+24.0	6	8:54.5	+18.9	6	6:49.4	+15.6	4			
		Shooting	0+1	43.0	+18.0	7	0+1	37.0	+15.0	4	0+2	1:20.0	+28.0	7
		Range Time		59.8	+17.4	7		54.2	+14.7	4		1:54.0	+26.6	6
		Course Time		8:37.8	+19.3	5		7:44.7	+21.7	5		6:49.4	+15.6	4
		Penalty Time		15.2				15.6				30.8		4
6	11	NOR - Norway					1+13	1:41:15.7	+4:37.3	6				
		SKJELDSTADAAS Tonje Marie							F					
		Cumulative Time	8:59.0	+39.7	7	18:58.8	+2:22.9	7				25:48.1	+3:23.7	7
		Loop Time	8:59.0	+39.7	7	9:59.8	+1:43.2	8	6:49.3	+1:00.8	7			
		Shooting	0+2	50.0	+24.0	7	1+3	1:03.0	+32.0	8	1+5	1:53.0	+55.0	8
		Range Time		1:11.7	+19.5	7		1:24.1	+36.0	8		2:35.8	+53.4	8
		Course Time		7:29.9	+18.4	6		7:48.2	+44.7	5		6:49.3	+1:00.8	7
		Penalty Time		17.4				47.5				1:04.9		7
		AADLANDSVIK Lene Berg							F					
		Cumulative Time	35:59.2	+3:59.7	7	45:05.5	+4:42.1	7				51:29.1	+5:09.9	7
		Loop Time	10:11.1	+1:01.9	7	9:06.3	+50.3	6	6:23.6	+38.1	6			
		Shooting	0+1	49.0	+16.0	7	0+2	57.0	+35.0	9	0+3	1:46.0	+51.0	9
		Range Time		1:09.1	+17.9	9		1:15.9	+34.2	9		2:25.0	+52.1	9
		Course Time		8:45.3	+47.9	6		7:33.1	+53.7	6		6:23.6	+38.1	6
		Penalty Time		16.7				17.3				34.0		6
		ERDAL Ole Martin												
		Cumulative Time	1:01:17.1	+4:51.0	7	1:09:56.4	+4:43.5	7				1:16:25.9	+4:36.5	7
		Loop Time	9:48.0	+20.8	5	8:39.3	0.0	1	6:29.5	+10.0	2			
		Shooting	0+2	40.0	+11.0	8	0+0	29.0	+2.0	2	0+2	1:09.0	+11.0	5
		Range Time		58.5	+12.6	8		47.0	0.0	1		1:45.5	+6.0	5
		Course Time		8:33.5	+19.7	3		7:36.7	+5.4	5		6:29.5	+10.0	2
		Penalty Time		16.0				15.6				31.6		3
		SVALAND Haakon												
		Cumulative Time	1:25:55.2	+4:31.2	6	1:34:39.6	+4:35.0	6				1:41:15.7	+4:37.3	6
		Loop Time	9:29.3	+0.5	2	8:44.4	+8.8	5	6:36.1	+2.3	3			
		Shooting	0+0	30.0	+5.0	4	0+3	47.0	+25.0	6	0+3	1:17.0	+25.0	5
		Range Time		47.6	+5.2	3		1:04.2	+24.7	6		1:51.8	+24.4	5
		Course Time		8:27.3	+8.8	2		7:25.6	+2.6	2		6:36.1	+2.3	3
		Penalty Time		14.4				14.6				29.0		2



FRI 30 JAN 2015
Start Time 11:00 / End Time 12:44

Competition Analysis

Rank	Bib	Ctry Name	G.		T		Loop 1		Loop 2		Loop 3		Result	Behind	Rank	
			Time	Rk.	Time	Rk.	Time	Rk.	Time	Rk.	Time	Rk.				
	7	5	POL - Poland										0+11	1:44:34.2	+7:55.8	7
			MAKA Anna		F											
			Cumulative Time	8:46.1	+26.8	4	17:52.0	+1:16.1	4				24:25.3	+2:00.9	4	
			Loop Time	8:46.1	+26.8	4	9:05.9	+49.3	5	6:33.3	+44.8	4				
			Shooting	0+0	33.0	+7.0	2	0+2	51.0	+20.0	6	0+2	1:24.0	+26.0	5	
			Range Time		52.8	+0.6	2		1:10.3	+22.2	6		2:03.1	+20.7	5	
			Course Time		7:35.0	+23.5	7		7:37.9	+34.4	4		21:46.2	+1:36.4	4	
			Penalty Time		18.3				17.7				36.0			
				HOJNISZ Patrycja		F										
			Cumulative Time	34:06.6	+2:07.1	4	42:44.0	+2:20.6	4				48:54.2	+2:35.0	4	
			Loop Time	9:41.3	+32.1	4	8:37.4	+21.4	4	6:10.2	+24.7	4				
			Shooting	0+1	50.0	+17.0	9	0+1	47.0	+25.0	8	0+2	1:37.0	+42.0	8	
			Range Time		1:05.8	+14.6	6		1:03.8	+22.1	7		2:09.6	+36.7	6	
			Course Time		8:19.5	+22.1	3		7:17.2	+37.8	5		21:46.9	+1:24.6	3	
			Penalty Time		16.0				16.4				32.4			
				CYMERMAN Kamil		M										
			Cumulative Time	58:58.1	+2:32.0	4	1:08:37.4	+3:24.5	6				1:16:14.8	+4:25.4	6	
			Loop Time	10:03.9	+36.7	7	9:39.3	+1:00.0	8	7:37.4	+1:17.9	8				
			Shooting	0+0	31.0	+2.0	4	0+2	42.0	+15.0	8	0+2	1:13.0	+15.0	6	
			Range Time		48.5	+2.6	4		1:00.9	+13.9	8		1:49.4	+9.9	6	
			Course Time		8:58.3	+44.5	8		8:21.1	+49.8	8		24:56.8	+2:35.0	8	
			Penalty Time		17.1				17.3				34.4			
				PIECH Aleksander		M										
			Cumulative Time	1:27:25.0	+6:01.0	7	1:37:09.5	+7:04.9	7				1:44:34.2	+7:55.8	7	
			Loop Time	11:10.2	+1:41.4	8	9:44.5	+1:08.9	8	7:24.7	+50.9	7				
			Shooting	0+3	1:39.0	+1:14.0	10	0+2	1:05.0	+43.0	8	0+5	2:44.0	+1:52.0	8	
			Range Time		1:57.4	+1:15.0	10		1:25.2	+45.7	8		3:22.6	+1:55.2	8	
			Course Time		8:56.8	+38.3	7		8:03.4	+40.4	7		24:24.9	+2:09.2	7	
			Penalty Time		16.0				15.9				31.9			
	8	6	FIN - Finland										0+4	LAP		8
			MINKKINEN Suvu		F											
			Cumulative Time	9:26.1	+1:06.8	8	19:08.9	+2:33.0	8				26:10.0	+3:45.6	8	
			Loop Time	9:26.1	+1:06.8	8	9:42.8	+1:26.2	7	7:01.1	+1:12.6	8				
			Shooting	0+0	42.0	+16.0	4	0+0	38.0	+7.0	4	0+0	1:20.0	+22.0	3	
			Range Time		1:00.1	+7.9	4		57.1	+9.0	4		1:57.2	+14.8	3	
			Course Time		8:08.4	+56.9	8		8:27.7	+1:24.2	9		23:37.2	+3:27.4	8	
			Penalty Time		17.6				18.0				35.6			
				MAIJALA Meri		F										
			Cumulative Time	37:21.4	+5:21.9	8	46:32.5	+6:09.1	8				53:39.6	+7:20.4	8	
			Loop Time	11:11.4	+2:02.2	8	9:11.1	+55.1	7	7:07.1	+1:21.6	9				
			Shooting	0+2	48.0	+15.0	6	0+0	22.0	0.0	1	0+2	1:10.0	+15.0	2	
			Range Time		1:08.4	+17.2	8		42.2	+0.5	2		1:50.6	+17.7	2	
			Course Time		9:45.9	+1:48.5	10		8:12.2	+1:32.8	9		25:05.2	+4:42.9	9	
			Penalty Time		17.1				16.7				33.8			
				ORPANA Sami		M										
			Cumulative Time	1:03:34.1	+7:08.0	8	1:12:29.3	+7:16.4	8				1:19:33.0	+7:43.6	8	
			Loop Time	9:54.5	+27.3	6	8:55.2	+15.9	7	7:03.7	+44.2	7				
			Shooting	0+0	31.0	+2.0	4	0+0	27.0	0.0	1	0+0	58.0	0.0	1	
			Range Time		52.1	+6.2	6		47.6	+0.6	2		1:39.7	+0.2	2	
			Course Time		8:46.3	+32.5	7		7:51.5	+20.2	7		23:41.5	+1:19.7	7	
			Penalty Time		16.1				16.1				32.2			
				LEHTOMAA Henri		M										
			Cumulative Time	1:29:55.8	+8:31.8	8	1:39:27.9	+9:23.3	8				LAP			
			Loop Time	10:22.8	+54.0	7	9:32.1	+56.5	7							
			Shooting	0+0	29.0	+4.0	2	0+2	48.0	+26.0	7	0+2	1:17.0	+25.0	5	
			Range Time		49.1	+6.7	4		1:07.2	+27.7	7		1:56.3	+28.9	7	
			Course Time		9:17.3	+58.8	8		8:09.2	+46.2	8					
			Penalty Time		16.4				15.7				32.1			



Competition Analysis

Rank	Bib	Ctry Name	G.				T					
			Loop 1		Loop 2		Loop 3		Result	Behind	Rank	
			Time	Rk.	Time	Rk.	Time	Rk.				
9	10	TUR - Turkey					1+9	LAP			9	
ERDILER Nihan												
F												
Cumulative Time	11:50.0	+3:30.7	11	23:19.7	+6:43.8	11				31:15.7	+8:51.3	11
Loop Time	11:50.0	+3:30.7	11	11:29.7	+3:13.1	11	7:56.0	+2:07.5	10			
Shooting	1+3	1:30.0	+1:04.0	11	0+3	1:11.0	+40.0	9	1+6	2:41.0	+1:43.0	11
Range Time		1:52.2	+1:00.0	11		1:33.2	+45.1	9		3:25.4	+1:43.0	11
Course Time		9:03.6	+1:52.1	10		9:37.3	+2:33.8	11		26:36.9	+6:27.1	11
Penalty Time		54.2			19.2					1:13.4		
GUNES Busra												
F												
Cumulative Time	42:27.5	+10:28.0	10	51:52.5	+11:29.1	10				58:45.4	+12:26.2	10
Loop Time	11:11.8	+2:02.6	9	9:25.0	+1:09.0	8	6:52.9	+1:07.4	8			
Shooting	0+0	44.0	+11.0	4	0+1	46.0	+24.0	7	0+1	1:30.0	+35.0	4
Range Time		1:05.0	+13.8	5		1:05.7	+24.0	8		2:10.7	+37.8	7
Course Time		9:41.1	+1:43.7	8		8:01.1	+1:21.7	8		24:35.1	+4:12.8	8
Penalty Time		25.7			18.2					43.9		
USTUNTAS Ahmet												
M												
Cumulative Time	1:09:36.2	+13:10.1	9	1:19:27.7	+14:14.8	9				1:27:21.7	+15:32.3	9
Loop Time	10:50.8	+1:23.6	9	9:51.5	+1:12.2	9	7:54.0	+1:34.5	9			
Shooting	0+0	30.0	+1.0	2	0+0	32.0	+5.0	3	0+0	1:02.0	+4.0	2
Range Time		48.1	+2.2	2		52.7	+5.7	3		1:40.8	+1.3	3
Course Time		9:46.4	+1:32.6	9		8:40.5	+1:09.2	9		26:20.9	+3:59.1	9
Penalty Time		16.3			18.3					34.6		
10	7	CAN - Canada					3+12	LAP			10	
MACCULLOCH Keely												
F												
Cumulative Time	10:02.5	+1:43.2	9	20:51.5	+4:15.6	9				28:03.3	+5:38.9	9
Loop Time	10:02.5	+1:43.2	9	10:49.0	+2:32.4	9	7:11.8	+1:23.3	9			
Shooting	0+1	1:08.0	+42.0	10	1+3	1:16.0	+45.0	11	1+4	2:24.0	+1:26.0	10
Range Time		1:29.3	+37.1	10		1:39.4	+51.3	11		3:08.7	+1:26.3	10
Course Time		8:14.9	+1:03.4	9		8:17.2	+1:13.7	8		23:43.9	+3:34.1	9
Penalty Time		18.3			52.4					1:10.7		
PATERSON Jessica												
F												
Cumulative Time	40:30.6	+8:31.1	9	50:20.4	+9:57.0	9				57:38.9	+11:19.7	9
Loop Time	12:27.3	+3:18.1	10	9:49.8	+1:33.8	9	7:18.5	+1:33.0	10			
Shooting	2+3	1:02.0	+29.0	11	0+0	28.0	+6.0	3	2+3	1:30.0	+35.0	4
Range Time		1:22.6	+31.4	11		49.5	+7.8	3		2:12.1	+39.2	8
Course Time		9:44.9	+1:47.5	9		8:42.7	+2:03.3	10		25:46.1	+5:23.8	10
Penalty Time		1:19.8			17.6					1:37.4		
GIRARD Evan												
M												
Cumulative Time	1:09:37.7	+13:11.6	10	1:21:57.5	+16:44.6	10				1:30:30.0	+18:40.6	10
Loop Time	11:58.8	+2:31.6	10	12:19.8	+3:40.5	11	8:32.5	+2:13.0	11			
Shooting	0+0	1:01.0	+32.0	10	0+3	1:47.0	+1:20.0	11	0+3	2:48.0	+1:50.0	10
Range Time		1:22.9	+37.0	10		2:09.4	+1:22.4	11		3:32.3	+1:52.8	11
Course Time		10:17.3	+2:03.5	10		9:53.6	+2:22.3	11		28:43.4	+6:21.6	11
Penalty Time		18.6			16.8					35.4		
MILLS Reagan												
M												
Cumulative Time	1:43:22.4	+21:58.4	10	LAP						LAP		
Loop Time	12:52.4	+3:23.6	10									
Shooting	0+2	1:15.0	+50.0	9	LAP							
Range Time		1:32.0	+49.6	9								
Course Time		11:03.3	+2:44.8	10								
Penalty Time		17.1										



FRI 30 JAN 2015

Start Time 11:00 / End Time 12:44

Competition Analysis

Rank	Bib	Ctry Name	G.				T							
			Loop 1		Loop 2		Loop 3		Result	Behind	Rank			
			Time	Rk.	Time	Rk.	Time	Rk.						
Did not finish														
8		KOR - Republic of Korea							1+11					
		HAM Haeyeong							F					
		Cumulative Time	10:47.0	+2:27.7	10	21:51.6	+5:15.7	10		29:50.9	+7:26.5	10		
		Loop Time	10:47.0	+2:27.7	10	11:04.6	+2:48.0	10	7:59.3	+2:10.8	11			
		Shooting	0+1	51.0	+25.0	8	0+3	1:15.0	+44.0	10	0+4	2:06.0	+1:08.0	9
		Range Time	1:15.3	+23.1	8	1:38.5	+50.4	10				2:53.8	+1:11.4	9
		Course Time	9:11.0	+1:59.5	11	9:06.3	+2:02.8	10	7:59.3	+2:10.8	11	26:16.6	+6:06.8	10
		Penalty Time	20.7			19.8						40.5		
		JO Kyungran							F					
		Cumulative Time	42:56.1	+10:56.6	11	55:48.7	+15:25.3	11		1:04:14.7	+17:55.5	11		
		Loop Time	13:05.2	+3:56.0	11	12:52.6	+4:36.6	11	8:26.0	+2:40.5	11			
		Shooting	0+1	50.0	+17.0	9	1+3	1:47.0	+1:25.0	11	1+4	2:37.0	+1:42.0	11
		Range Time	1:14.5	+23.3	10	2:09.2	+1:27.5	11				3:23.7	+1:50.8	11
		Course Time	11:30.1	+3:32.7	11	9:34.7	+2:55.3	11	8:26.0	+2:40.5	11	29:30.8	+9:08.5	11
		Penalty Time	20.6			1:08.7						1:29.3		
		KIM Changhyun							M					
		Cumulative Time	1:16:51.8	+20:25.7	11	1:28:23.9	+23:11.0	11		1:36:47.6	+24:58.2	11		
		Loop Time	12:37.1	+3:09.9	11	11:32.1	+2:52.8	10	8:23.7	+2:04.2	10			
		Shooting	0+0	1:07.0	+38.0	11	0+3	1:42.0	+1:15.0	10	0+3	2:49.0	+1:51.0	11
		Range Time	1:26.4	+40.5	11	2:01.7	+1:14.7	10				3:28.1	+1:48.6	10
		Course Time	10:52.7	+2:38.9	11	9:13.0	+1:41.7	10	8:23.7	+2:04.2	10	28:29.4	+6:07.6	10
		Penalty Time	18.0			17.4						35.4		
		SON Sungrack							M					
		Cumulative Time												
		Loop Time												
		Shooting												
		Range Time												
		Course Time												
		Penalty Time												

LEGEND

F Female
M Male

G Gender
Rk Rank

LAP Lapped
T Total penalties + used spare rounds



Medallists

Medal	Country	Name
GOLD	RUS - Russian Federation	SMIRNOVA Kristina PAVLOVA Evgeniya FILIMONOV Vadim SHOPIN Yuri
SILVER	KAZ - Kazakhstan	VISHNEVSKAYA Galina KISTANOVA Anna BRAUN Maxim PODKORYTOV Vassiliy
BRONZE	UKR - Ukraine	BRYGYNETS Yuliya BONDAR Iana TKALENKO Ruslan RUSINOV Dmytro



FRI 30 JAN 2015

Start Time 11:00 / End Time 12:44

Final Results - Competition Data Summary

Participation

Number of Entries	11
Did not start	0
Did not finish	1
Disqualified	0
Lapped	3
Ranked Competitors	10

Atmospheric Conditions at the Stadium

	30 min. before Start	At Start Time	30 min. after Start	At End Time
Weather	Snow	Rain Snow	Rain Snow	Snow
Snow Condition	powder	powder	powder	powder
Snow Temperature	-1.0 °C / 30.2 °F	-1.0 °C / 30.2 °F	-1.0 °C / 30.2 °F	-1.0 °C / 30.2 °F
Air Temperature	-1.0 °C / 30.2 °F	-1.0 °C / 30.2 °F	0.0 °C / 32.0 °F	0.0 °C / 32.0 °F
Humidity	95 %	95 %	95 %	96 %
Wind Direction/Speed	WSW / 0.0 m/s	WSW / 0.0 m/s	WSW / 0.0 m/s	WSW / 1.0 m/s

Jury Information

IBU TD	OBERTANNER Manfred (AUT)
FISU TD	RYBAR Ondrej (CZE)
Chief of Competition	FUSKO Tomas (SVK)
Member	LOWELL Niven (CAN)
Member	NIKIFOROV Viacheslav (RUS)

Course Information

2x red 2140m + red 2115m + red 1700m + 2x green 2640m + green 2615m + green 2200m

Total Course Length	2x 5955m + 2x 7455m
Height Difference (HD)	27m/34m
Max. Climb (MM)	25m/25m
Total Climb (MT)	181m/424m

Jury Decisions

none

IBU TD

OBERTANNER Manfred (AUT)



Final Results - Competition Data Summary

LEGEND
WSW West-Southwest

Timing and Results provided by  **TISSOT**



WINTER
UNIVERSIADE
ŠTRBSKÉ PLESO/OSRBLIE
NORDIC SKIING & BIATHLON
2015



RESULT BOOK

CROSS COUNTRY



4	Cross Country Skiing	309
4.1	Table of Contents	310
4.2	Competition Schedule	312
4.3	Number of Entries by Country	313
4.4	Medallists by Event	314
4.5	Medal Standings	315
4.6	Ladies' Sprint Free	316
4.6.1	Result List	317
4.6.2	Results Bracket	319
4.6.3	Medallists	320
4.6.4	Qualification	321
4.6.4.1	Start List	321
4.6.4.2	Result List	323
4.7	Ladies' 5km Classic	325
4.7.1	Start List	326
4.7.2	Result List	328
4.7.3	Medallists	330
4.8	Ladies' Relay 3 x 5km	331
4.8.1	Start List	332
4.8.2	Result List	334
4.8.3	Medallists	336
4.9	Ladies' 15km Free Mass Start	337
4.9.1	Start List	338
4.9.2	Result List	339
4.9.3	Medallists	341
4.10	Men's Sprint Free	342
4.10.1	Result List	343
4.10.2	Results Bracket	346
4.10.3	Medallists	347
4.10.4	Qualification	348
4.10.4.1	Start List	348
4.10.4.2	Result List	350
4.11	Men's 10km Classic	352
4.11.1	Start List	353
4.11.2	Result List	355
4.11.3	Medallists	358
4.12	Men's Relay 4 x 7.5km	359
4.12.1	Start List	360
4.12.2	Result List	362
4.12.3	Medallists	365



4.13	Men's 30km Free Mass Start	366
4.13.1	Start List	367
4.13.2	Result List	369
4.13.3	Medallists	371
4.14	Mixed Team Sprint Classic	372
4.14.1	Result List	373
4.14.2	Results Bracket	376
4.14.3	Medallists	377



Competition Schedule

REVISED
26 JAN 09:25


As of MON 26 JAN 2015

Date	Start Time	Event
SUN 25 JAN	10:00	Ladies' Individual Sprint Free Qualification
	10:30	Men's Individual Sprint Free Qualification
	12:00	Ladies' Individual Sprint Free Quarterfinals
	12:25	Men's Individual Sprint Free Quarterfinals
	12:50	Ladies' Individual Sprint Free Semifinals
	13:01	Men's Individual Sprint Free Semifinals
	13:13	Ladies' Individual Sprint Free Finals
	13:19	Men's Individual Sprint Free Finals
MON 26 JAN	10:00	Mixed Team Sprint Classic Semifinal A
	10:25	Mixed Team Sprint Classic Semifinal B
	12:30	Mixed Team Sprint Classic Final
WED 28 JAN	10:00	Ladies' 5 km Classic
	11:30	Men's 10 km Classic
FRI 30 JAN	10:00	Ladies' Relay 3x5 km
	12:00	Men's Relay 4x7,5 km
SAT 31 JAN	12:00	Ladies' 15 km, Mass Start Free
SUN 01 FEB	10:00	Men's 15 km, Mass Start Free

NOTE

Schedule is subject to change

revised competition Men Relay 4x7.5km

Timing and Results provided by  **TISSOT**



Number of Entries by Country

As of MON 26 JAN 2015

Country	Men	Ladies	Total
AUS - Australia	3	2	5
AUT - Austria	3		3
BLR - Belarus	1	1	2
CAN - Canada	1		1
CHN - People's Republic of China	3	3	6
CZE - Czech Republic	6	4	10
ESP - Spain	1		1
EST - Estonia	4		4
FIN - Finland	2	4	6
FRA - France	4	3	7
GBR - United Kingdom		1	1
GER - Germany	4	1	5
HUN - Hungary	1		1
ITA - Italy	4		4
JPN - Japan	4	3	7
KAZ - Kazakhstan	8	8	16
KOR - Republic of Korea	8	6	14
LAT - Latvia		2	2
LTU - Lithuania	3		3
MGL - Mongolia	4	2	6
NOR - Norway	5	3	8
POL - Poland	6	7	13
RUS - Russian Federation	8	8	16
SUI - Switzerland	5	2	7
SVK - Slovakia	6	3	9
TUR - Turkey	2	2	4
UKR - Ukraine	8	7	15
USA - United States of America	8	5	13
Total: 28	112	77	189



Medallists by Event

As of SUN 1 FEB 2015 at 12:10

AFTER 9 OF 9 EVENTS

Event Name	Date	Medal	Name	Country Code
Men Mass Start 30.0 km	SUN 1 FEB	GOLD	LARKOV Andrey	RUS
		SILVER	SHAKIRZIANOV Raul	RUS
		BRONZE	NIKOLAEV Artem	RUS
Ladies Mass Start 15.0 km	SAT 31 JAN	GOLD	SLONOVA Anastassiya	KAZ
		SILVER	NIKOLAEVA Svetlana	RUS
		BRONZE	MARCISZ Ewelina	POL
Men 4 x 7.5 km Classic/Free Relay	FRI 30 JAN	GOLD	FELLER Andrey NIKOLAEV Artem SHAKIRZIANOV Raul LARKOV Andrey	RUS
		SILVER	MALYSHEV Alexandr VELICHKO Yevgeniy BONDARENKO Yevgeniy STAROSTIN Mark	KAZ
		BRONZE	KORDAC Jacob FELLNER Adam GRAF Jakub MAKA Daniel	CZE
Ladies 3 x 5 km Classic/Free Relay	FRI 30 JAN	GOLD	USATOVA Oxana KARKINA Viktoria NIKOLAEVA Svetlana	RUS
		SILVER	STOYAN Anna LANCHAKOVA Viktoriya SLONOVA Anastassiya	KAZ
		BRONZE	PESSEY Iris DEVAUX Julia BUILLET Marion	FRA
Men 10.0 km Individual Classic	WED 28 JAN	GOLD	FELLER Andrey	RUS
		SILVER	NIKOLAEV Artem	RUS
		BRONZE	GONTAR Valeriy	RUS
Ladies 5.0 km Individual Classic	WED 28 JAN	GOLD	USATOVA Oxana	RUS
		SILVER	SLONOVA Anastassiya	KAZ
		BRONZE	VASILIEVA Lilia	RUS
Mixed Team Sprint Final	MON 26 JAN	GOLD	GAFAROV Anton NIKOLAEVA Svetlana	RUS
		SILVER	SHAKIRZIANOV Raul POVOLIAEVA Anna	RUS
		BRONZE	SRAIL Jan GROHOVA Karolina	CZE
Men 1.6 km Sprint Free	SUN 25 JAN	GOLD	LARKOV Andrey	RUS
		SILVER	GAFAROV Anton	RUS
		BRONZE	SHAKIRZIANOV Raul	RUS
Ladies 1.4 km Sprint Free	SUN 25 JAN	GOLD	SLONOVA Anastassiya	KAZ
		SILVER	MARCISZ Ewelina	POL
		BRONZE	NIKOLAEVA Svetlana	RUS



Medal Standing

As of SUN 1 FEB 2015 at 12:11

AFTER 9 OF 9 EVENTS

Rank	Country	Men				Ladies				Mixed				Total				Rank by Total
		G	S	B	Tot	G	S	B	Tot	G	S	B	Tot	G	S	B	Tot	
1	RUS - Russian Federation	4	3	3	10	2	1	2	5	1	1		2	7	5	5	17	1
2	KAZ - Kazakhstan		1		1	2	2		4					2	3		5	2
3	POL - Poland						1	1	2						1	1	2	=3
4	CZE - Czech Republic			1	1							1	1			2	2	=3
5	FRA - France							1	1							1	1	5
	Total:	4	4	4	12	4	4	4	12	1	1	1	3	9	9	9	27	

LEGEND


= Equal sign indicates that two or more NOCs share the same rank by total

S Silver

B Bronze

G Gold

Tot Total

Timing and Results provided by  TISSOT



WINTER
UNIVERSIADE
ŠTRBSKÉ PLESO/OSRBLIE
NORDIC SKIING & BIATHLON
2015



RESULT BOOK

CROSS COUNTRY



SUN 25 JAN 2015

Start Time 12:00 / End Time 13:19

Results

Jury Information				Course Information			
FIS Technical Delegate	VODRAZKA Jakub (CZE)			Name:	Sprint		
FISU Race Director	KIELPINSKA Zofia (POL)			Height Difference (HD):	22 m		
FIS Assistant Technical Delegate	HECICO Emil (ROU)			Maximum Climb (MC):	17 m		
Assistant TD Nat.	DURCO Peter (SVK)			Total Climb (TC):	42 m		
Chief of Competition	SERFEL Michal (SVK)			Length of Lap:	1400 m		
				Number of Laps:	1		

Rank	Bib	Name	Country Code	Qualif. Time	QF-1	QF-2	QF-3	QF-4	QF-5	SF-1	SF-2	Final Heat
------	-----	------	--------------	--------------	------	------	------	------	------	------	------	------------

Final

1	7	SLONOVA Anastasiya	KAZ	3:14.00 (7)		+0.71(2)				+0.93(2)		3:22.75(1)
2	1	MARCISZ Ewelina	POL	3:07.41 (1)	3:22.06(1)					3:22.33(1)		+0.18(2)
3	9	NIKOLAEVA Svetlana	RUS	3:14.96 (9)				+0.59(2)			+0.13(PF3)	+0.42(PF3)
4	13	BUILLET Marion	FRA	3:17.32 (13)					3:20.87(1)		+0.48(4)	+0.48(PF4)
5	3	GROHOVA Karolina	CZE	3:10.58 (3)					+0.48(2)		3:18.56(1)	+3.97(5)
6	6	NURMI Leena	FIN	3:13.84 (6)			+0.07(PF2)				+0.11(PF2)	+4.99(6)

Semifinals

7	14	VASILIEVA Lilia	RUS	3:17.76 (14)		3:23.09(1)				+1.83(3)		
8	11	YEATON Jessica	AUS	3:15.72 (11)	+1.93(2)					+3.36(4)		
9	2	POVOLIAEVA Anna	RUS	3:09.17 (2)				3:21.28(1)			+0.75(5)	
10	15	PAJUNOJA Maaret	FIN	3:17.84 (15)			+1.14(3)			+8.23(5)		
11	5	SCHUETZOVA Sandra	CZE	3:12.47 (5)		3:21.32(PF1)				+17.36(6)		
12	8	ANTSYBOR Maryna	UKR	3:14.95 (8)					+0.57(3)		+3.57(6)	

Quarterfinals

13	4	SERDYUK Kateryna	UKR	3:12.43 (4)		+1.20(3)						
14	10	MARCISZ Marcela	POL	3:15.60 (10)	+2.70(3)							
15	19	STIFFLER Tatjana	SUI	3:19.40 (19)				+1.42(3)				
16	12	LETOCHA Urszula	POL	3:16.29 (12)				+1.87(4)				
17	16	USATOVA Oxana	RUS	3:17.87 (16)			+1.95(4)					
18	17	KARKINA Viktoriia	RUS	3:18.14 (17)		+1.58(4)						
19	20	MORDASKA Justyna	POL	3:19.51 (20)	+4.12(4)							
20	23	KLEMENTOVA Barbora	SVK	3:22.48 (23)					+10.36(4)			
21	21	KVARATSKHELIA Lali	RUS	3:20.67 (21)	+4.98(5)							
22	22	BEROUSKOVA Katerina	CZE	3:22.25 (22)				+2.87(5)				
23	24	OSSIPOVA Tatyana	KAZ	3:23.86 (24)		+7.73(5)						
24	25	DEVAUX Julia	FRA	3:24.24 (25)			+2.59(5)					
25	28	ROIVAS Kati	FIN	3:29.11 (28)					+15.36(5)			
26	18	LANCHAKOVA Viktoriya	KAZ	3:18.47 (18)					+39.23(6)			
27	26	KLACLOVA Sarka	CZE	3:24.97 (26)			+7.96(6)					
28	27	TAKIZAWA Kozue	JPN	3:28.93 (27)		+22.35(6)						
29	29	SHATALOVA Oksana	UKR	3:29.18 (29)				+19.24(6)				
30	30	CARLEN Chantal	SUI	3:29.99 (30)	+17.17(6)							

Qualification

31		EBEL Tamara	KAZ	3:30.11 (31)								
32		TANAKA Yukari	JPN	3:30.72 (32)								
33		HUGHES Fiona-Elizabeth	GBR	3:33.32 (33)								
34		SEGECOVA Eva	SVK	3:33.38 (34)								
35		TRNKA Anna	AUS	3:34.23 (35)								
36		OLEKH Viktoriia	UKR	3:35.77 (36)								
37		EBEL Valentina	KAZ	3:35.85 (37)								
38		ANDRIEIEVA Oleksandra	UKR	3:36.07 (38)								
39		NASYKO Mariia	UKR	3:36.23 (39)								
40		HRAKOVICH Yana	BLR	3:38.09 (40)								
41		JECH Sierra	USA	3:39.06 (41)								
42		OHDAIRA Maki	JPN	3:39.71 (42)								
43		SULSER Elise	USA	3:41.02 (43)								
44		CHEN Xu	CHN	3:44.29 (44)								
45		KARADEMIR Yonca	TUR	3:46.92 (45)								
46		ARIUNTINGALAG Enkhbayar	MGL	3:52.98 (46)								
47		HAO Ri	CHN	3:54.37 (47)								
48		ZHANG Xue	CHN	3:54.39 (48)								



Results

Rank	Bib	Name	Country Code	Qualif. Time	QF-1	QF-2	QF-3	QF-4	QF-5	SF-1	SF-2	Final Heat
49		SCHMIDT Catherine	USA	3:54.66 (49)								
50		THOMAS Yara	USA	3:58.98 (50)								
51		CHOE Shin-ae	KOR	4:00.66 (51)								
52		SCHROETER Britta	USA	4:01.95 (52)								
53		LEE Yeong-Ae	KOR	4:02.87 (53)								
54		KOVALOVA Natalija	LAT	4:03.35 (54)								
55		KHALIUNAA Jadambaa	MGL	4:09.67 (55)								
56		KOVALOVA Olga	LAT	4:12.72 (56)								
57		TURAN Leyla	TUR	4:18.72 (57)								
58		SHIN Ji-Soo	KOR	4:25.74 (58)								
59		CHA I-re	KOR	4:28.65 (59)								

Weather	Snow Condition	Temperatures		Competitors / Ctrys				
		Air	Snow	Entries	Ranked	DNS	DNF	DSQ
Snow	Packed	-4,0°C	-4,0°C	59/19	59/19	0/0	0/0	0/0

FIS Technical Delegate: VODRAZKA Jakub (CZE)	Race Secretary: JANCIK Matus (SVK)
--	--

LEGEND

DNF	Did Not Finish	DNS	Did Not Start	DSQ	Disqualified	PF	Photo Finish	QF-1	Quarter Final 1
QF-2	Quarter Final 2	QF-3	Quarter Final 3	QF-4	Quarter Final 4	QF-5	Quarter Final 5	SF-1	Semi Final 1
SF-2	Semi Final 2								



SUN 25 JAN 2015

Start Time 12:00

Results Bracket

Jury Information		Course Information	
FIS Technical Delegate	VODRAZKA Jakub (CZE)	Name:	Sprint
FISU Race Director	KIELPINSKA Zofia (POL)	Height Difference (HD):	22 m
FIS Assistant Technical Delegate	HECICO Emil (ROU)	Maximum Climb (MC):	17 m
Assistant TD Nat.	DURCO Peter (SVK)	Total Climb (TC):	42 m
Chief of Competition	SERFEL Michal (SVK)	Length of Lap:	1400 m
		Number of Laps:	1

Quarterfinal	Semifinal	Final
--------------	-----------	-------

Heat 1	12:00:00	3:22.06
1 MARCISZ E. (POL)	0.00	
11 YEATON J. (AUS)	+1.93	
10 MARCISZ M. (POL)	+2.70	
20 MORDASKA J. (POL)	+4.12	
21 KVARATSKHELIA L. (RUS)	+4.98	
30 CARLEN C. (SUI)	+17.17	

Heat 2	12:05:00	3:23.09
14 VASILIEVA L. (RUS)	0.00	
7 SLONOVA A. (KAZ)	+0.71	
4 SERDYUK K. (UKR)	+1.20	
17 KARKINA V. (RUS)	+1.58	
24 OSSIPOVA T. (KAZ)	+7.73	
27 TAKIZAWA K. (JPN)	+22.35	

Heat 3	12:10:00	3:21.32
PF 5 SCHUETZOVA S. (CZE)	0.00	
PF 6 NURMI L. (FIN)	+0.07	
15 PAJUNOJA M. (FIN)	+1.14	LL
16 USATOVA O. (RUS)	+1.95	
25 DEVAUX J. (FRA)	+2.59	
26 KLACLOVA S. (CZE)	+7.96	

Heat 4	12:15:00	3:21.28
2 POVOLIAEVA A. (RUS)	0.00	
9 NIKOLAEVA S. (RUS)	+0.59	
19 STIFFLER T. (SUI)	+1.42	
12 LETOCHA U. (POL)	+1.87	
22 BEROUSKOVA K. (CZE)	+2.87	
29 SHATALOVA O. (UKR)	+19.24	

Heat 5	12:20:00	3:20.87
13 BUILLET M. (FRA)	0.00	
3 GROHOVA K. (CZE)	+0.48	
8 ANTSYBOR M. (UKR)	+0.57	LL
23 KLEMENTOVA B. (SVK)	+10.36	
28 ROIVAS K. (FIN)	+15.36	
18 LANCHAKOVA V. (KAZ)	+39.23	

Heat 1	12:50:30	3:22.33
1 MARCISZ E. (POL)	0.00	
7 SLONOVA A. (KAZ)	+0.93	
14 VASILIEVA L. (RUS)	+1.83	
11 YEATON J. (AUS)	+3.36	
15 PAJUNOJA M. (FIN)	+8.23	
5 SCHUETZOVA S. (CZE)	+17.36	

Heat 2	12:56:00	3:18.56
3 GROHOVA K. (CZE)	0.00	
PF 6 NURMI L. (FIN)	+0.11	LL
PF 9 NIKOLAEVA S. (RUS)	+0.13	LL
13 BUILLET M. (FRA)	+0.48	LL
2 POVOLIAEVA A. (RUS)	+0.75	
8 ANTSYBOR M. (UKR)	+3.57	

Final Heat	13:13:00	3:22.75
7 SLONOVA A. (KAZ)	0.00	
1 MARCISZ E. (POL)	+0.18	
PF 9 NIKOLAEVA S. (RUS)	+0.42	
PF 13 BUILLET M. (FRA)	+0.48	
3 GROHOVA K. (CZE)	+3.97	
6 NURMI L. (FIN)	+4.99	

Progression rule

The best actual heat times are used to select who will advance from the 3rd and 4th places (Lucky Losers).

LEGEND

LL Lucky Loser PF Photo Finish



Medallists

Medal	Name	Country
GOLD	SLONOVA Anastasiya	KAZ - Kazakhstan
SILVER	MARCISZ Ewelina	POL - Poland
BRONZE	NIKOLAEVA Svetlana	RUS - Russian Federation

LEGEND

Country Country Code



SUN 25 JAN 2015

Start Time 10:00

Start List

REVISED
27 JAN 17:56

Jury Information		Course Information	
FIS Technical Delegate	VARESCO Elisa (ITA)	Name:	Sprint 1.4 km
FISU Race Director	KIELPINSKA Zofia (POL)	Height Difference (HD):	22 m
FIS Assistant Technical Delegate	HECICO Emil (ROU)	Maximum Climb (MC):	17 m
Assistant TD National	DURCO Peter (SVK)	Total Climb (TC):	42 m
Chief of Competition	SERFEL Michal (SVK)	Length of Lap:	1400 m
Race Secretary	JANCIK Matus (SVK)	Number of Laps:	1

Number of Competitors: 59, Number of Countries: 19

Bib	FIS Code	Name	Country Code	FIS Sprint Points	Start	Remarks
1	3485283	NIKOLAEVA Svetlana	RUS	54.40	10:00:15	
2	3195113	BUILLET Marion	FRA	60.06	10:00:30	
3	3485370	POVOLIAEVA Anna	RUS	65.09	10:00:45	
4	3515112	STIFFLER Tatjana	SUI	68.97	10:01:00	
5	3486003	VASILIEVA Lilia	RUS	77.54	10:01:15	
6	3485336	USATOVA Oxana	RUS	80.37	10:01:30	
7	3155111	GROHOVA Karolina	CZE	82.16	10:01:45	
8	3435098	MARCISZ Ewelina	POL	90.83	10:02:00	
9	3185442	NURMI Leena	FIN	93.71	10:02:15	
10	3485932	KVARATSKHELIA Lali	RUS	102.89	10:02:30	
11	3155186	SCHUETZOVA Sandra	CZE	117.12	10:02:45	
12	3045076	YEATON Jessica	AUS	127.03	10:03:00	
13	3435133	LETOCHA Urszula	POL	139.36	10:03:15	
14	3435037	MARCISZ Marcela	POL	141.12	10:03:30	
15	3675019	SLONOVA Anastassiya	KAZ	146.08	10:03:45	
16	3695022	SERDYUK Kateryna	UKR	155.95	10:04:00	
17	3675010	LANCHAKOVA Viktoriya	KAZ	158.82	10:04:15	
18	3695016	ANTSYBOR Maryna	UKR	161.51	10:04:30	
19	3485578	KARKINA Viktoria	RUS	168.71	10:04:45	
20	3705041	KLEMENTOVA Barbora	SVK	168.82	10:05:00	
21	3665025	HRAKOVICH Yana	BLR	175.38	10:05:15	
22	3305193	TAKIZAWA Kozue	JPN	197.05	10:05:30	
23	3435058	MORDASKA Justyna	POL	199.83	10:05:45	
24	3695041	SHATALOVA Oksana	UKR	220.97	10:06:00	
25	3675007	OSSIPOVA Tatyana	KAZ	221.29	10:06:15	
26	3225006	HUGHES Fiona-Elizabeth	GBR	223.71	10:06:30	
27	3185305	PAJUNOJA Maaret	FIN	225.66	10:06:45	
28	3155282	KLACLOVA Sarka	CZE	227.10	10:07:00	
29	3185497	ROIVAS Kati	FIN	231.32	10:07:15	
30	3045066	TRNKA Anna	AUS	234.47	10:07:30	
31	3305194	TANAKA Yukari	JPN	237.99	10:07:45	
32	3675043	EBEL Valentina	KAZ	246.13	10:08:00	
33	3515166	CARLEN Chantal	SUI	260.27	10:08:15	
34	3675044	EBEL Tamara	KAZ	270.95	10:08:30	
35	3195138	DEVAUX Julia	FRA	272.33	10:08:45	
36	3305212	OHDAIRA Maki	JPN	275.56	10:09:00	
37	3705042	SEGECOVA Eva	SVK	279.72	10:09:15	
38	3555025	KOVALOVA Natalija	LAT	380.79	10:09:30	
39	3695066	NASYKO Mariia	UKR	389.97	10:09:45	
40	3125089	HAO Ri	CHN	409.06	10:10:00	
41	3325042	LEE Yeong-Ae	KOR	425.18	10:10:15	
42	3325036	CHOE Shin-ae	KOR	428.48	10:10:30	
43	3535537	JECH Sierra	USA	498.84	10:10:45	
44	3535585	SCHROETER Britta	USA	542.85	10:11:00	
45	3325037	CHA I-re	KOR	567.76	10:11:15	
46	3535651	THOMAS Yara	USA	609.53	10:11:30	
47	3555039	KOVALOVA Olga	LAT	643.05	10:11:45	
48	3325050	SHIN Ji-Soo	KOR	645.13	10:12:00	

Seeded by Distance Points

49	3155314	BEROUSKOVA Katerina	CZE	123.87	10:12:15	
50	3535612	SULSER Elise	USA	185.01	10:12:30	



SUN 25 JAN 2015
Start Time 10:00


Start List

REVISED
27 JAN 17:56

Bib	FIS Code	Name	Country Code	FIS Sprint Points	Start	Remarks
51	3695060	ANDRIEIEVA Oleksandra	UKR	357.23	10:12:45	
52	3695052	OLEKH Viktoriia	UKR		10:13:00	
53	3525035	KARADEMIR Yonca	TUR		10:13:15	
54	3725009	ARIUNTUNGALAG Enkhbayar	MGL		10:13:30	
55	3725010	KHALIUNAA Jadambaa	MGL		10:13:45	
56	3125088	CHEN Xu	CHN		10:14:00	
57	3525031	TURAN Leyla	TUR		10:14:15	
58	3125087	ZHANG Xue	CHN		10:14:30	
59	3535592	SCHMIDT Catherine	USA		10:14:45	

revised athlete - SERDIUK Kateryna (UKR), startlist redrawn

25 JAN 2015 / Strbske Pleso (SVK) / 3144

Timing and Results provided by  **TISSOT**



SUN 25 JAN 2015

Start Time 10:00 / End Time 10:18

Results

Jury Information				Course Information			
FIS Technical Delegate	VODRAZKA Jakub (CZE)			Name:	Sprint 1.4 km		
FISU Race Director	KIELPINSKA Zofia (POL)			Height Difference (HD):	22 m		
FIS Assistant Technical Delegate	HECICO Emil (ROU)			Maximum Climb (MC):	17 m		
Assistant TD National	DURCO Peter (SVK)			Total Climb (TC):	42 m		
Chief of Competition	SERFEL Michal (SVK)			Length of Lap:	1400 m		
				Number of Laps:	1		

Rank	Bib	FIS Code	Name	Country Code	Finish Time	Behind	FIS Points
1	8	3435098	MARCISZ Ewelina	POL	3:07.41	0.00	63.49
2	3	3485370	POVOLIAEVA Anna	RUS	3:09.17	+1.76	74.76
3	7	3155111	GROHOVA Karolina	CZE	3:10.58	+3.17	83.79
4	16	3695022	SERDYUK Kateryna	UKR	3:12.43	+5.02	95.63
5	11	3155186	SCHUETZOVA Sandra	CZE	3:12.47	+5.06	95.89
6	9	3185442	NURMI Leena	FIN	3:13.84	+6.43	104.66
7	15	3675019	SLONOVA Anastassiya	KAZ	3:14.00	+6.59	105.69
8	18	3695016	ANTSYBOR Maryna	UKR	3:14.95	+7.54	111.77
9	1	3485283	NIKOLAEVA Svetlana	RUS	3:14.96	+7.55	111.83
10	14	3435037	MARCISZ Marcela	POL	3:15.60	+8.19	115.93
11	12	3045076	YEATON Jessica	AUS	3:15.72	+8.31	116.70
12	13	3435133	LETOCHA Urszula	POL	3:16.29	+8.88	120.35
13	2	3195113	BUILLET Marion	FRA	3:17.32	+9.91	126.94
14	5	3486003	VASILIEVA Lilia	RUS	3:17.76	+10.35	129.76
15	27	3185305	PAJUNOJA Maaret	FIN	3:17.84	+10.43	130.27
16	6	3485336	USATOVA Oxana	RUS	3:17.87	+10.46	130.47
17	19	3485578	KARKINA Viktoria	RUS	3:18.14	+10.73	132.19
18	17	3675010	LANCHAKOVA Viktoriya	KAZ	3:18.47	+11.06	134.31
19	4	3515112	STIFFLER Tatjana	SUI	3:19.40	+11.99	140.26
20	23	3435058	MORDASKA Justyna	POL	3:19.51	+12.10	140.97
21	10	3485932	KVARATSKHELIA Lali	RUS	3:20.67	+13.26	148.39
22	49	3155314	BEROUSKOVA Katerina	CZE	3:22.25	+14.84	158.51
23	20	3705041	KLEMENTOVA Barbora	SVK	3:22.48	+15.07	159.98
24	25	3675007	OSSIPOVA Tatyana	KAZ	3:23.86	+16.45	168.82
25	35	3195138	DEVAUX Julia	FRA	3:24.24	+16.83	171.25
26	28	3155282	KLACLOVA Sarka	CZE	3:24.97	+17.56	175.93
27	22	3305193	TAKIZAWA Kozue	JPN	3:28.93	+21.52	201.28
28	29	3185497	ROIVAS Kati	FIN	3:29.11	+21.70	202.44
29	24	3695041	SHATALOVA Oksana	UKR	3:29.18	+21.77	202.88
30	33	3515166	CARLEN Chantal	SUI	3:29.99	+22.58	208.07
31	34	3675044	EBEL Tamara	KAZ	3:30.11	+22.70	208.84
32	31	3305194	TANAKA Yukari	JPN	3:30.72	+23.31	212.75
33	26	3225006	HUGHES Fiona-Elizabeth	GBR	3:33.32	+25.91	229.39
34	37	3705042	SEGECOVA Eva	SVK	3:33.38	+25.97	229.78
35	30	3045066	TRNKA Anna	AUS	3:34.23	+26.82	235.22
36	52	3695052	OLEKH Viktoriia	UKR	3:35.77	+28.36	245.08
37	32	3675043	EBEL Valentina	KAZ	3:35.85	+28.44	245.59
38	51	3695060	ANDRIEIEVA Oleksandra	UKR	3:36.07	+28.66	247.00
39	39	3695066	NASYKO Mariia	UKR	3:36.23	+28.82	248.03
40	21	3665025	HRAKOVICH Yana	BLR	3:38.09	+30.68	259.94
41	43	3535537	JECH Sierra	USA	3:39.06	+31.65	266.15
42	36	3305212	OHDAIRA Maki	JPN	3:39.71	+32.30	270.31
43	50	3535612	SULSER Elise	USA	3:41.02	+33.61	278.70
44	56	3125088	CHEN Xu	CHN	3:44.29	+36.88	299.64
45	53	3525035	KARADEMIR Yonca	TUR	3:46.92	+39.51	316.48
46	54	3725009	ARIUNTUNGALAG Enkhbayar	MGL	3:52.98	+45.57	355.28
47	40	3125089	HAO Ri	CHN	3:54.37	+46.96	364.18
48	58	3125087	ZHANG Xue	CHN	3:54.39	+46.98	364.31
49	59	3535592	SCHMIDT Catherine	USA	3:54.66	+47.25	366.04
50	46	3535651	THOMAS Yara	USA	3:58.98	+51.57	393.70
51	42	3325036	CHOE Shin-ae	KOR	4:00.66	+53.25	404.45
52	44	3535585	SCHROETER Britta	USA	4:01.95	+54.54	412.71
53	41	3325042	LEE Yeong-Ae	KOR	4:02.87	+55.46	418.60
54	38	3555025	KOVALOVA Natalija	LAT	4:03.35	+55.94	421.68
55	55	3725010	KHALIUNAA Jadambaa	MGL	4:09.67	+1:02.26	462.15



SUN 25 JAN 2015

Start Time 10:00 / End Time 10:18

Results

Rank	Bib	FIS Code	Name	Country Code	Finish Time	Behind	FIS Points
56	47	3555039	KOVALOVA Olga	LAT	4:12.72	+1:05.31	481.67
57	57	3525031	TURAN Leyla	TUR	4:18.72	+1:11.31	520.09
58	48	3325050	SHIN Ji-Soo	KOR	4:25.74	+1:18.33	565.04
59	45	3325037	CHA I-re	KOR	4:28.65	+1:21.24	583.68

Weather	Snow Condition	Temperatures		Competitors / Ctrys				
		Air	Snow	Entries	Ranked	DNS	DNF	DSQ
Snow	Packed	-4,0°C	-4,0°C	59/19	59/19	0/0	0/0	0/0

FIS Technical Delegate: VODRAZKA Jakub (CZE)	Race Secretary: JANCIK Matus (SVK)
---	---

LEGEND

DNF Did Not Finish DNS Did Not Start DSQ Disqualified



WINTER
UNIVERSIADE
ŠTRBSKÉ PLESO/OSRBLIE
NORDIC SKIING & BIATHLON
2015



RESULT BOOK

CROSS COUNTRY



WED 28 JAN 2015

Start Time 10:00

Start List

Jury Information		Course Information	
FIS Technical Delegate	VODRAZKA Jakub (CZE)	Name:	5 km
FISU Race Director	KIELPINSKA Zofia (POL)	Height Difference (HD):	50 m
FIS Assistant Technical Delegate	HECICO Emil (ROU)	Maximum Climb (MC):	45 m
Assistant TD Nat.	DURCO Peter (SVK)	Total Climb (TC):	178 m
Chief of Competition	SERFEL Michal (SVK)	Length of Lap:	4853 m
		Number of Laps:	1

Number of Competitors: 64, Number of Countries: 20

Bib	FIS Code	Name	Country Code	FIS Points	Start	Remarks
1	3525031	TURAN Leyla	TUR		10:00:30	
2	3695052	OLEKH Viktoriia	UKR		10:01:00	
3	3725009	ARIUNTUNGALAG Enkhbayar	MGL		10:01:30	
4	3125088	CHEN Xu	CHN		10:02:00	
5	3535592	SCHMIDT Catherine	USA		10:02:30	
6	3725010	KHALIUNAA Jadambaa	MGL		10:03:00	
7	3525035	KARADEMIR Yonca	TUR		10:03:30	
8	3125087	ZHANG Xue	CHN		10:04:00	
9	3515112	STIFFLER Tatjana	SUI		10:04:30	
10	3535651	THOMAS Yara	USA	696.77	10:05:00	
11	3535585	SCHROETER Britta	USA	453.35	10:05:30	
12	3555039	KOVALOVA Olga	LAT	427.82	10:06:00	
13	3695060	ANDRIEIEVA Aleksandra	UKR	357.23	10:06:30	
14	3535537	JECH Sierra	USA	303.69	10:07:00	
15	3125089	HAO Ri	CHN	285.42	10:07:30	
16	3325037	CHA I-re	KOR	279.89	10:08:00	
17	3555025	KOVALOVA Natalija	LAT	275.37	10:08:30	
18	3695066	NASYKO Mariia	UKR	268.18	10:09:00	
19	3425880	ERIKSEN Kristin Faye	NOR	225.79	10:09:30	
20	3435040	GALEWICZ Martyna	POL	223.54	10:10:00	
21	3435037	MARCISZ Marcela	POL	216.02	10:10:30	
22	3325036	CHOE Shin-ae	KOR	215.58	10:11:00	
23	3325050	SHIN Ji-Soo	KOR	212.22	10:11:30	
24	3325051	YOO Danbi	KOR	198.02	10:12:00	
25	3535612	SULSER Elise	USA	185.01	10:12:30	
26	3705042	SEGECOVA Eva	SVK	175.87	10:13:00	
27	3195138	DEVAUX Julia	FRA	169.89	10:13:30	
28	3325042	LEE Yeong-Ae	KOR	168.39	10:14:00	
29	3705041	KLEMENTOVA Barbora	SVK	167.82	10:14:30	
30	3045066	TRNKA Anna	AUS	152.69	10:15:00	
31	3695041	SHATALOVA Oksana	UKR	143.51	10:15:30	
32	3675007	OSSIPOVA Tatyana	KAZ	143.21	10:16:00	
33	3426074	LANGKAAS Elise	NOR	136.79	10:16:30	
34	3675018	MATROSSOVA Marina	KAZ	136.47	10:17:00	
35	3155282	KLACLOVA Sarka	CZE	132.09	10:17:30	
36	3325035	NAM Seulgi	KOR	127.54	10:18:00	
37	3155314	BEROUSKOVA Katerina	CZE	123.87	10:18:30	
38	3225006	HUGHES Fiona-Elizabeth	GBR	118.44	10:19:00	
39	3665025	HRAKOVICH Yana	BLR	117.04	10:19:30	
40	3515166	CARLEN Chantal	SUI	113.07	10:20:00	
41	3185497	ROIVAS Kati	FIN	106.25	10:20:30	
42	3675029	STOYAN Anna	KAZ	105.36	10:21:00	
43	3195180	PESSEY Iris	FRA	105.26	10:21:30	
44	3435134	BIELECKA Dominika	POL	103.78	10:22:00	
45	3435133	LETOCHA Urszula	POL	102.01	10:22:30	
46	3305212	OHDAIRA Maki	JPN	95.20	10:23:00	
47	3675019	SLONOVA Anastassiya	KAZ	93.41	10:23:30	
48	3675036	MANDRIKA Olga	KAZ	90.65	10:24:00	
49	3695016	ANTSYBOR Maryna	UKR	89.79	10:24:30	
50	3185445	AIRAKSINEN Elsa	FIN	89.36	10:25:00	
51	3045076	YEATON Jessica	AUS	85.71	10:25:30	
52	3675010	LANCHAKOVA Viktoriya	KAZ	79.80	10:26:00	



WED 28 JAN 2015

Start Time 10:00

Start List

Bib	FIS Code	Name	Country Code	FIS Points	Start	Remarks
53	3305193	TAKIZAWA Kozue	JPN	79.68	10:26:30	
54	3155111	GROHOVA Karolina	CZE	78.95	10:27:00	
55	3485932	KVARATSKHELIA Lali	RUS	72.68	10:27:30	
56	3155186	SCHUETZOVA Sandra	CZE	71.95	10:28:00	
57	3695022	SERDYUK Kateryna	UKR	71.56	10:28:30	
58	3485870	VLASOVA Anastasia	RUS	70.30	10:29:00	
59	3305194	TANAKA Yukari	JPN	66.29	10:29:30	
60	3486003	VASILIEVA Lilia	RUS	64.33	10:30:00	
61	3435098	MARCISZ Ewelina	POL	63.73	10:30:30	
62	3485370	POVOLIAEVA Anna	RUS	61.48	10:31:00	
63	3485336	USATOVA Oxana	RUS	58.87	10:31:30	
64	3485788	PODOPRIGORA Ksenia	RUS	57.29	10:32:00	



WED 28 JAN 2015

Start Time 10:00 / End Time 10:46

Results

Jury Information				Course Information			
FIS Technical Delegate	VODRAZKA Jakub (CZE)			Name:	5 km		
FISU Race Director	KIELPINSKA Zofia (POL)			Height Difference (HD):	50 m		
FIS Assistant Technical Delegate	HECICO Emil (ROU)			Maximum Climb (MC):	45 m		
Assistant TD Nat.	DURCO Peter (SVK)			Total Climb (TC):	178 m		
Chief of Competition	SERFEL Michal (SVK)			Length of Lap:	4853 m		
				Number of Laps:	1		

Rank	Bib	FIS Code	Name	Country Code	0.8km Time Rank	3.1km Time Rank	Finish Time	Behind	FIS Points
1	63	3485336	USATOVA Oxana	RUS	2:11.6 2	8:33.5 1	13:09.5	0.0	49.85
2	47	3675019	SLONOVA Anastasiya	KAZ	2:14.8 7	8:44.1 2	13:27.6	+18.1	68.19
3	60	3486003	VASILIEVA Lilia	RUS	2:18.3 16	8:54.3 4	13:31.4	+21.9	72.04
4	57	3695022	SERDYUK Kateryna	UKR	2:13.2 4	8:56.6 6	13:41.6	+32.1	82.38
5	61	3435098	MARCISZ Ewelina	POL	2:07.6 1	8:50.4 3	13:43.3	+33.8	84.10
6	42	3675029	STOYAN Anna	KAZ	2:17.8 =12	9:12.2 10	13:58.3	+48.8	99.30
7	58	3485870	VLASOVA Anastasia	RUS	2:14.2 6	9:04.2 7	13:58.6	+49.1	99.60
8	62	3485370	POVOLIAEVA Anna	RUS	2:12.9 3	8:56.2 5	14:00.7	+51.2	101.73
9	52	3675010	LANCHAKOVA Viktoriya	KAZ	2:17.4 11	9:05.1 8	14:01.5	+52.0	102.54
10	56	3155186	SCHUETZOVA Sandra	CZE	2:17.9 14	9:13.5 11	14:02.9	+53.4	103.96
11	21	3435037	MARCISZ Marcela	POL	2:17.8 =12	9:17.4 14	14:07.8	+58.3	108.93
12	50	3185445	AIRAKSINEN Elsa	FIN	2:13.7 5	9:06.5 9	14:08.1	+58.6	109.23
13	9	3515112	STIFFLER Tatjana	SUI	2:16.8 10	9:13.9 12	14:11.8	+1:02.3	112.98
14	48	3675036	MANDRIKA Olga	KAZ	2:23.6 27	9:14.5 13	14:12.2	+1:02.7	113.38
15	54	3155111	GROHOVA Karolina	CZE	2:15.4 8	9:19.2 16	14:15.3	+1:05.8	116.53
16	32	3675007	OSSIPOVA Tatyana	KAZ	2:20.8 22	9:19.9 17	14:16.0	+1:06.5	117.23
17	44	3435134	BIELECKA Dominika	POL	2:19.6 19	9:21.1 18	14:18.8	+1:09.3	120.07
18	49	3695016	ANTSYBOR Maryna	UKR	2:24.4 30	9:18.8 15	14:22.6	+1:13.1	123.92
19	59	3305194	TANAKA Yukari	JPN	2:34.3 42	9:32.8 27	14:25.7	+1:16.2	127.06
20	41	3185497	ROIVAS Kati	FIN	2:18.0 15	9:24.7 21	14:26.2	+1:16.7	127.57
21	64	3485788	PODOPRIGORA Ksenia	RUS	2:15.7 9	9:31.3 25	14:26.6	+1:17.1	127.98
22	38	3225006	HUGHES Fiona-Elizabeth	GBR	2:24.2 29	9:29.5 =22	14:28.7	+1:19.2	130.10
23	25	3535612	SULSER Elise	USA	2:26.0 34	9:30.5 24	14:29.2	+1:19.7	130.61
24	34	3675018	MATROSSOVA Marina	KAZ	2:18.9 =17	9:22.5 19	14:30.7	+1:21.2	132.13
25	2	3695052	OLEKH Viktoriia	UKR	2:22.5 =24	9:29.5 =22	14:31.8	+1:22.3	133.24
26	53	3305193	TAKIZAWA Kozue	JPN	2:22.6 26	9:24.1 20	14:32.1	+1:22.6	133.55
27	45	3435133	LETOCHA Urszula	POL	2:25.8 32	9:33.1 28	14:33.5	+1:24.0	134.97
28	37	3155314	BEROUSKOVA Katerina	CZE	2:23.8 28	9:35.4 29	14:37.9	+1:28.4	139.43
29	43	3195180	PESSEY Iris	FRA	2:34.6 43	9:47.8 37	14:40.4	+1:30.9	141.96
30	20	3435040	GALEWICZ Martyna	POL	2:31.3 40	9:39.3 33	14:40.7	+1:31.2	142.26
31	31	3695041	SHATALOVA Oksana	UKR	2:26.2 35	9:37.4 31	14:41.1	+1:31.6	142.67
32	30	3045066	TRNKA Anna	AUS	2:26.9 37	9:37.7 32	14:43.6	+1:34.1	145.20
33	55	3485932	KVARATSKHELIA Lali	RUS	2:18.9 =17	9:36.7 30	14:45.8	+1:36.3	147.43
34	27	3195138	DEVAUX Julia	FRA	2:25.9 33	9:42.2 35	14:46.3	+1:36.8	147.94
35	46	3305212	OHDAIRA Maki	JPN	2:37.2 45	9:49.9 =38	14:48.2	+1:38.7	149.86
36	51	3045076	YEATON Jessica	AUS	2:20.0 20	9:31.4 26	14:48.5	+1:39.0	150.17
37	40	3515166	CARLEN Chantal	SUI	2:22.5 =24	9:44.2 36	14:59.0	+1:49.5	160.81
38	39	3665025	HRAKOVICH Yana	BLR	2:22.0 23	9:54.3 40	15:00.1	+1:50.6	161.92
39	29	3705041	KLEMENTOVA Barbora	SVK	2:20.4 21	9:49.9 =38	15:01.5	+1:52.0	163.34
40	18	3695066	NASYKO Mariia	UKR	2:32.1 41	9:40.9 34	15:01.9	+1:52.4	163.74
41	33	3426074	LANGKAAS Elise	NOR	2:26.4 36	9:54.9 41	15:11.3	+2:01.8	173.27
42	13	3695060	ANDRIEIEVA Oleksandra	UKR	2:39.9 48	9:59.9 42	15:13.4	+2:03.9	175.40
43	26	3705042	SEGECOVA Eva	SVK	2:24.5 31	10:04.1 44	15:15.5	+2:06.0	177.53
44	15	3125089	HAO Ri	CHN	2:40.3 49	10:15.0 45	15:27.1	+2:17.6	189.28
45	4	3125088	CHEN Xu	CHN	2:36.7 44	10:16.2 46	15:35.5	+2:26.0	197.79
46	35	3155282	KLACLOVA Sarka	CZE	2:27.5 38	10:03.9 43	15:37.8	+2:28.3	200.12
47	3	3725009	ARIUNTUNGALAG Enkhbayar	MGL	2:38.6 47	10:31.0 49	15:49.2	+2:39.7	211.67
48	19	3425880	ERIKSEN Kristin Faye	NOR	2:43.7 51	10:29.2 47	15:52.2	+2:42.7	214.71
49	14	3535537	JECH Sierra	USA	2:28.1 39	10:29.6 48	16:08.1	+2:58.6	230.83
50	36	3325035	NAM Seulgi	KOR	2:44.6 52	10:58.9 52	16:27.6	+3:18.1	250.58
51	22	3325036	CHOE Shin-ae	KOR	2:37.9 46	10:45.6 51	16:40.7	+3:31.2	263.86
52	10	3535651	THOMAS Yara	USA	2:47.2 54	11:00.4 53	16:50.4	+3:40.9	273.69
53	28	3325042	LEE Yeong-Ae	KOR	2:50.8 57	11:08.9 54	16:51.1	+3:41.6	274.40
54	24	3325051	YOO Danbi	KOR	2:40.4 50	10:44.0 50	17:07.2	+3:57.7	290.71
55	11	3535585	SCHROETER Britta	USA	2:53.1 60	11:24.4 55	17:30.2	+4:20.7	314.02



WED 28 JAN 2015

Start Time 10:00 / End Time 10:46

Results

Rank	Bib	FIS Code	Name	Country Code	0.8km		3.1km		Finish Time	Behind	FIS Points
					Time	Rank	Time	Rank			
56	6	3725010	KHALIUNAA Jadambaa	MGL	2:47.5	=55	11:33.6	57	17:31.2	+4:21.7	315.03
57	7	3525035	KARADEMIR Yonca	TUR	2:45.7	53	11:34.9	58	17:31.7	+4:22.2	315.54
58	17	3555025	KOVALOVA Natalija	LAT	2:53.0	59	11:37.9	59	17:53.9	+4:44.4	338.03
59	23	3325050	SHIN Ji-Soo	KOR	2:47.5	=55	11:51.3	60	18:05.5	+4:56.0	349.79
60	5	3535592	SCHMIDT Catherine	USA	2:50.9	58	11:32.6	56	18:10.2	+5:00.7	354.55
61	8	3125087	ZHANG Xue	CHN	3:08.7	64	12:29.6	61	18:31.4	+5:21.9	376.03
62	12	3555039	KOVALOVA Olga	LAT	3:08.5	63	13:21.4	62	20:14.0	+7:04.5	480.00
63	1	3525031	TURAN Leyla	TUR	3:05.1	62	13:40.4	63	20:27.7	+7:18.2	493.88
64	16	3325037	CHA I-re	KOR	2:54.0	61	14:11.2	64	21:36.7	+8:27.2	563.80

Weather	Snow Condition	Temperatures		Competitors / Ctrys				
		Air	Snow	Entries	Ranked	DNS	DNF	DSQ
Sunny	Packed	-7,0°C	-8,0°C	64/20	64/20	0/0	0/0	0/0

FIS Technical Delegate: VODRAZKA Jakub (CZE)	Race Secretary: JANCIK Matus (SVK)
---	---

LEGEND

= Equal sign indicates that two or more competitors share the same rank

DNS Did Not Start

DNF Did Not Finish

DSQ Disqualified



Medallists

Medal	Name	Country
GOLD	USATOVA Oxana	RUS - Russian Federation
SILVER	SLONOVA Anastassiya	KAZ - Kazakhstan
BRONZE	VASILIEVA Lilia	RUS - Russian Federation

LEGEND

Country Country Code



WINTER
UNIVERSIADE
ŠTRBSKÉ PLESO/OSRBLIE
NORDIC SKIING & BIATHLON
2015



RESULT BOOK

CROSS COUNTRY



FRI 30 JAN 2015

Start Time 10:00

Start List

REVISED
30 JAN 12:26

Jury Information		Course Information	
FIS Technical Delegate	VODRAZKA Jakub (CZE)	Name:	2.5 km C 2.5 km F
FISU Race Director	KIELPINSKA Zofia (POL)	Height Difference (HD):	41 m 25 m
FIS Assistant Technical Delegate	HECICO Emil (ROU)	Maximum Climb (MC):	36 m 25 m
Assistant TD Nat.	DURCO Peter (SVK)	Total Climb (TC):	106 m 78 m
Chief of Competition	SERFEL Michal (SVK)	Length of Lap:	2720 m 2407 m
		Number of Laps:	2 4

Number of Competitors: 39, Number of Countries: 13

Bib Leg	Country	Bib Colour/ Technique	Name	Start Row	Remarks
1	UKR - UKRAINE			1	
1-1	r / C		SERDYUK Kateryna		
1-2	g / F		OLEKH Viktoriia		
1-3	y / F		ANTSYBOR Maryna		
2	KAZ - KAZAKHSTAN			1	
2-1	r / C		STOYAN Anna		
2-2	g / F		LANCHAKOVA Viktoriya		
2-3	y / F		SLONOVA Anastasiya		
3	CZE - CZECH REPUBLIC			1	
3-1	r / C		GROHOVA Karolina		
3-2	g / F		BEROUSKOVA Katerina		
3-3	y / F		SCHUETZOVA Sandra		
4	FIN - FINLAND			1	
4-1	r / C		AIRAKSINEN Elsa		
4-2	g / F		ROIVAS Kati		
4-3	y / F		PAJUNOJA Maaret		
5	NOR - NORWAY			1	
5-1	r / C		ERIKSEN Kristin Faye		
5-2	g / F		LANGKAAS Elise		
5-3	y / F		ANDERSEN Rikke Hald		
6	JPN - JAPAN			2	
6-1	r / C		TAKIZAWA Kozue		
6-2	g / F		TANAKA Yukari		
6-3	y / F		OHDAIRA Maki		
7	POL - POLAND			2	
7-1	r / C		MARCISZ Marcela		
7-2	g / F		GALEWICZ Martyna		
7-3	y / F		MORDASKA Justyna		
8	FRA - FRANCE			2	
8-1	r / C		PESSEY Iris		
8-2	g / F		DEVAUX Julia		
8-3	y / F		BUILLET Marion		
9	RUS - RUSSIAN FEDERATION			2	
9-1	r / C		USATOVA Oxana		
9-2	g / F		KARKINA Viktoria		
9-3	y / F		NIKOLAEVA Svetlana		
10	KOR - REPUBLIC OF KOREA			2	
10-1	r / C		CHOE Shin-ae		
10-2	g / F		YOO Danbi		
10-3	y / F		NAM Seulgi		



Start List

REVISED
30 JAN 12:26

Bib Leg	Country	Bib Colour/ Technique	Name	Start Row	Remarks
11	CHN - PEOPLES REPUBLIC OF CHINA			3	
11-1		r / C	HAO Ri		
11-2		g / F	ZHANG Xue		
11-3		y / F	CHEN Xu		
12	USA - UNITED STATES OF AMERICA			3	
12-1		r / C	THOMAS Yara		
12-2		g / F	SCHMIDT Catherine		
12-3		y / F	SCHROETER Britta		
13	SVK - SLOVAKIA			3	
13-1		r / C	KLEMENTOVA Barbora		
13-2		g / F	SEGECOVA Eva		
13-3		y / F	KRISICOVA Katarina		

LEGEND

C Classic F Free
 y Yellow g Green r Red

revised course information

30 JAN 2015 / Strbske Pleso (SVK) / 3151

Timing and Results provided by  TISSOT



Results

Jury Information				Course Information					
FIS Technical Delegate	VODRAZKA Jakub (CZE)			Name:	2.5 km C		2.5 km F		
FISU Race Director	KIELPINSKA Zofia (POL)			Height Difference (HD):	41 m		25 m		
FIS Assistant Technical Delegate	HECICO Emil (ROU)			Maximum Climb (MC):	36 m		25 m		
Assistant TD Nat.	DURCO Peter (SVK)			Total Climb (TC):	106 m		78 m		
Chief of Competition	SERFEL Michal (SVK)			Length of Lap:	2720 m		2407 m		
				Number of Laps:	2		4		

Rank	Bib Leg	Country Bib Colour/ Technique	Name	Leg Time	Leg Rank	Leg Behind	Team Time	Team Rank	Behind
1	9	RUS - RUSSIAN FEDERATION					47:47.1		0.0
	9-1	r / C	USATOVA Oxana	18:23.5	1	0.0	18:23.5	1	0.0
	9-2	g / F	KARKINA Viktoria	14:49.5	1	0.0	33:13.0	1	0.0
	9-3	y / F	NIKOLAEVA Svetlana	14:34.1	1	0.0	47:47.1	1	0.0
2	2	KAZ - KAZAKHSTAN					48:30.7		+43.6
	2-1	r / C	STOYAN Anna	18:46.6	2	+23.1	18:46.6	2	+23.1
	2-2	g / F	LANCHAKOVA Viktoriya	15:04.2	2	+14.7	33:50.8	2	+37.8
	2-3	y / F	SLONOVA Anastassiya	14:39.9	2	+5.8	48:30.7	2	+43.6
3	8	FRA - FRANCE					49:18.2		+1:31.1
	8-1	r / C	PESSEY Iris	19:05.6	5	+42.1	19:05.6	5	+42.1
	8-2	g / F	DEVAUX Julia	15:12.4	4	+22.9	34:18.0	3	+1:05.0
	8-3	y / F	BUILLET Marion	15:00.2	5	+26.1	49:18.2	3	+1:31.1
4	7	POL - POLAND					49:32.4		+1:45.3
	7-1	r / C	MARCISZ Marcela	19:28.9	6	+1:05.4	19:28.9	6	+1:05.4
	7-2	g / F	GALEWICZ Martyna	15:04.8	3	+15.3	34:33.7	4	+1:20.7
	7-3	y / F	MORDASKA Justyna	14:58.7	4	+24.6	49:32.4	4	+1:45.3
5	3	CZE - CZECH REPUBLIC					49:46.8		+1:59.7
	3-1	r / C	GROHOVA Karolina	18:47.5	3	+24.0	18:47.5	3	+24.0
	3-2	g / F	BEROUSKOVA Katerina	15:56.0	8	+1:06.5	34:43.5	5	+1:30.5
	3-3	y / F	SCHUETZOVA Sandra	15:03.3	6	+29.2	49:46.8	5	+1:59.7
6	1	UKR - UKRAINE					50:10.8		+2:23.7
	1-1	r / C	SERDYUK Kateryna	18:51.4	4	+27.9	18:51.4	4	+27.9
	1-2	g / F	OLEKH Viktoriia	16:28.2	10	+1:38.7	35:19.6	7	+2:06.6
	1-3	y / F	ANTSYBOR Maryna	14:51.2	3	+17.1	50:10.8	6	+2:23.7
7	4	FIN - FINLAND					51:14.3		+3:27.2
	4-1	r / C	AIRAKSINEN Elsa	19:42.7	7	+1:19.2	19:42.7	7	+1:19.2
	4-2	g / F	ROIVAS Kati	15:23.6	5	+34.1	35:06.3	6	+1:53.3
	4-3	y / F	PAJUNOJA Maaret	16:08.0	8	+1:33.9	51:14.3	7	+3:27.2
8	6	JPN - JAPAN					52:05.6		+4:18.5
	6-1	r / C	TAKIZAWA Kozue	20:33.2	9	+2:09.7	20:33.2	9	+2:09.7
	6-2	g / F	TANAKA Yukari	15:40.9	7	+51.4	36:14.1	9	+3:01.1
	6-3	y / F	OHDAIRA Maki	15:51.5	7	+1:17.4	52:05.6	8	+4:18.5
9	13	SVK - SLOVAKIA					54:12.0		+6:24.9
	13-1	r / C	KLEMENTOVA Barbora	21:05.4	11	+2:41.9	21:05.4	11	+2:41.9
	13-2	g / F	SEGECOVA Eva	16:04.1	9	+1:14.6	37:09.5	10	+3:56.5
	13-3	y / F	KRISICOVA Katarina	17:02.5	9	+2:28.4	54:12.0	9	+6:24.9
10	11	CHN - PEOPLES REPUBLIC OF CHINA					56:36.0		+8:48.9
	11-1	r / C	HAO Ri	20:52.2	10	+2:28.7	20:52.2	10	+2:28.7
	11-2	g / F	ZHANG Xue	18:39.8	12	+3:50.3	39:32.0	11	+6:19.0
	11-3	y / F	CHEN Xu	17:04.0	10	+2:29.9	56:36.0	10	+8:48.9



FRI 30 JAN 2015

Start Time 10:00 / End Time 11:00

Results

Rank	Bib Leg	Country Bib Colour/ Technique	Name	Leg Time	Leg Rank	Leg Behind	Team Time	Team Rank	Behind
11	10	KOR - REPUBLIC OF KOREA					1:00:02.8		+12:15.7
	10-1	r / C	CHOE Shin-ae	23:46.5	13	+5:23.0	23:46.5	13	+5:23.0
	10-2	g / F	YOO Danbi	19:06.7	13	+4:17.2	42:53.2	13	+9:40.2
	10-3	y / F	NAM Seulgi	17:09.6	11	+2:35.5	1:00:02.8	11	+12:15.7
12	12	USA - UNITED STATES OF AMERICA					1:00:51.7		+13:04.6
	12-1	r / C	THOMAS Yara	23:04.4	12	+4:40.9	23:04.4	12	+4:40.9
	12-2	g / F	SCHMIDT Catherine	18:00.3	11	+3:10.8	41:04.7	12	+7:51.7
	12-3	y / F	SCHROETER Britta	19:47.0	12	+5:12.9	1:00:51.7	12	+13:04.6

Did Not Finish

5		NOR - NORWAY							
5-1	r / C	ERIKSEN Kristin Faye		20:30.6	8	+2:07.1	20:30.6	8	+2:07.1
5-2	g / F	LANGKAAS Elise		15:35.6	6	+46.1	36:06.2	8	+2:53.2
5-3	y / F	ANDERSEN Rikke Hald							

Weather	Snow Condition	Temperatures		Competitors / Ctrys					
		Air	Snow	Entries	Ranked	DNS	DNF	DSQ	LAP
Snow	Packed	-4.0°C	-4.0°C	39/13	36/12	0/0	3/1	0/0	0/0

FIS Technical Delegate:

Race Secretary:

VODRAZKA Jakub (CZE)

JANCIK Matus (SVK)

LEGEND

C Classic y Yellow DNF Did Not Finish DNS Did Not Start DSQ Disqualified
F Free g Green LAP Lapped r Red



Medallists

Medal	Country	Name
GOLD	RUS - Russian Federation	USATOVA Oxana KARKINA Viktoria NIKOLAEVA Svetlana
SILVER	KAZ - Kazakhstan	STOYAN Anna LANCHAKOVA Viktoriya SLONOVA Anastassiya
BRONZE	FRA - France	PESSEY Iris DEVAUX Julia BUILLET Marion



WINTER
UNIVERSIADE
ŠTRBSKÉ PLESO/OSRBLIE
NORDIC SKIING & BIATHLON
2015



RESULT BOOK

CROSS COUNTRY



SAT 31 JAN 2015

Start Time 12:00

Start List

Jury Information		Course Information	
FIS Technical Delegate	VODRAZKA Jakub (CZE)	Name:	3.75 km
FISU Race Director	KIELPINSKA Zofia (POL)	Height Difference (HD):	41 m
FIS Assistant Technical Delegate	HECICO Emil (ROU)	Maximum Climb (MC):	36 m
Assistant TD Nat.	DURCO Peter (SVK)	Total Climb (TC):	133 m
Chief of Competition	SERFEL Michal (SVK)	Length of Lap:	3713 m
		Number of Laps:	4

Number of Competitors: 54, Number of Countries: 19

Bib	FIS Code	Name	Country Code	FIS Points	Remarks
1	3485283	NIKOLAEVA Svetlana	RUS	42.43	
2	3195113	BUILLET Marion	FRA	45.93	
3	3485370	POVOLIAEVA Anna	RUS	61.48	
4	3435098	MARCISZ Ewelina	POL	63.73	
5	3486003	VASILIEVA Lilia	RUS	64.33	
6	3305194	TANAKA Yukari	JPN	66.29	
7	3485578	KARKINA Viktoria	RUS	67.44	
8	3485870	VLASOVA Anastasia	RUS	70.30	
9	3695022	SERDYUK Kateryna	UKR	71.56	
10	3155186	SCHUETZOVA Sandra	CZE	71.95	
11	3485932	KVARATSKHELIA Lali	RUS	72.68	
12	3155111	GROHOVA Karolina	CZE	78.95	
13	3305193	TAKIZAWA Kozue	JPN	79.68	
14	3045076	YEATON Jessica	AUS	85.71	
15	3695016	ANTSYBOR Maryna	UKR	89.79	
16	3675036	MANDRIKA Olga	KAZ	90.65	
17	3675019	SLONOVA Anastasiya	KAZ	93.41	
18	3305212	OHDAIRA Maki	JPN	95.20	
19	3195180	PESSEY Iris	FRA	105.26	
20	3185497	ROIVAS Kati	FIN	106.25	
21	3515166	CARLEN Chantal	SUI	113.07	
22	3665025	HRAKOVICH Yana	BLR	117.04	
23	3225006	HUGHES Fiona-Elizabeth	GBR	118.44	
24	3155314	BEROUSKOVA Katerina	CZE	123.87	
25	3155282	KLACLOVA Sarka	CZE	132.09	
26	3675018	MATROSSOVA Marina	KAZ	136.47	
27	3426074	LANGKAAS Elise	NOR	136.79	
28	3675007	OSSIPOVA Tatyana	KAZ	143.21	
29	3695041	SHATALOVA Oksana	UKR	143.51	
30	3045066	TRNKA Anna	AUS	152.69	
31	3705041	KLEMENTOVA Barbora	SVK	167.82	
32	3325042	LEE Yeong-Ae	KOR	168.39	
33	3195138	DEVAUX Julia	FRA	169.89	
34	3435058	MORDASKA Justyna	POL	170.07	
35	3705042	SEGECOVA Eva	SVK	175.87	
36	3535612	SULSER Elise	USA	185.01	
37	3675044	EBEL Tamara	KAZ	188.58	
38	3325050	SHIN Ji-Soo	KOR	212.22	
39	3675043	EBEL Valentina	KAZ	218.19	
40	3435040	GALEWICZ Martyna	POL	223.54	
41	3425880	ERIKSEN Kristin Faye	NOR	225.79	
42	3695066	NASYKO Mariya	UKR	268.18	
43	3325037	CHA I-re	KOR	279.89	
44	3125089	HAO Ri	CHN	285.42	
45	3535537	JECH Sierra	USA	303.69	
46	3435041	GRZEBISZ Natalia	POL	329.22	
47	3695060	ANDRIEIEVA Aleksandra	UKR	357.23	
48	3535585	SCHROETER Britta	USA	453.35	
49	3535651	THOMAS Yara	USA	696.77	
50	3725010	KHALIUNAA Jadambaa	MGL		
51	3535592	SCHMIDT Catherine	USA		
52	3725009	ARIUNTUNGALAG Enkhbayar	MGL		
53	3525035	KARADEMIR Yonca	TUR		
54	3695052	OLEKH Viktoriya	UKR		



Results

Jury Information				Course Information			
FIS Technical Delegate	VODRAZKA Jakub (CZE)	Name:	3.75 km				
FISU Race Director	KIELPINSKA Zofia (POL)	Height Difference (HD):	41 m				
FIS Assistant Technical Delegate	HECICO Emil (ROU)	Maximum Climb (MC):	36 m				
Assistant TD Nat.	DURCO Peter (SVK)	Total Climb (TC):	133 m				
Chief of Competition	SERFEL Michal (SVK)	Length of Lap:	3713 m				
		Number of Laps:	4				

Rank	Bib	FIS Code	Name	Country Code	3.75km Time Rank	7.5km Time Rank	11.25km Time Rank	Finish Time	Behind	FIS Points
1	17	3675019	SLONOVA Anastassiya	KAZ	10:19.0 8	22:11.4 5	33:42.6 3	44:47.1	0.0	46.29
2	1	3485283	NIKOLAIEVA Svetlana	RUS	10:17.7 3	22:09.6 2	33:42.0 2	44:55.9	+8.8	50.87
3	4	3435098	MARCISZ Ewelina	POL	10:17.4 2	22:09.1 1	33:41.3 1	45:02.3	+15.2	54.21
4	7	3485578	KARKINA Viktoria	RUS	10:18.6 7	22:10.2 3	33:46.4 4	45:15.9	+28.8	61.30
PF 5	15	3695016	ANTSYBOR Maryna	UKR	10:18.1 5	22:18.3 12	34:08.2 7	45:51.2	+1:04.1	79.69
PF 6	19	3195180	PESSEY Iris	FRA	10:16.8 1	22:11.8 6	33:52.7 5	45:51.2	+1:04.1	79.69
7	16	3675036	MANDRIKA Olga	KAZ	10:25.0 14	22:16.6 9	34:03.4 6	45:59.5	+1:12.4	84.01
8	10	3155186	SCHUETZOVA Sandra	CZE	10:20.5 11	22:22.9 14	34:26.4 11	46:04.0	+1:16.9	86.36
9	9	3695022	SERDYUK Kateryna	UKR	10:19.2 9	22:15.6 8	34:25.1 9	46:20.1	+1:33.0	94.74
10	34	3435058	MORDASKA Justyna	POL	10:23.4 12	22:17.9 11	34:28.3 12	46:22.4	+1:35.3	95.94
11	5	3486003	VASILIEVA Lilia	RUS	10:17.9 4	22:10.6 4	34:09.0 8	46:28.4	+1:41.3	99.07
12	3	3485370	POVOLIAIEVA Anna	RUS	10:18.5 6	22:15.0 7	34:25.6 10	46:31.4	+1:44.3	100.63
13	20	3185497	ROIIVAS Kati	FIN	10:31.1 20	22:47.7 17	35:12.5 17	47:03.1	+2:16.0	117.15
14	12	3155111	GROHOVA Karolina	CZE	10:28.7 18	22:20.3 13	34:34.6 13	47:06.2	+2:19.1	118.76
15	28	3675007	OSSIPOVA Tatyana	KAZ	10:35.3 21	22:48.6 18	35:05.2 14	47:18.9	+2:31.8	125.38
16	2	3195113	BUILLET Marion	FRA	10:19.5 10	22:17.3 10	35:08.4 15	47:32.4	+2:45.3	132.41
17	26	3675018	MATROSSOVA Marina	KAZ	10:29.5 19	22:33.3 15	35:11.9 16	47:32.6	+2:45.5	132.52
18	6	3305194	TANAKA Yukari	JPN	10:27.2 16	22:42.1 16	35:22.1 18	47:59.2	+3:12.1	146.38
19	33	3195138	DEVAUX Julia	FRA	10:35.8 22	22:50.4 19	35:36.7 19	48:03.2	+3:16.1	148.46
20	24	3155314	BEROUSKOVA Katerina	CZE	10:39.9 24	23:17.3 24	35:59.1 22	48:12.3	+3:25.2	153.20
21	11	3485932	KVARATSKHELIA Lali	RUS	10:27.8 17	23:13.7 22	36:02.9 24	48:15.7	+3:28.6	154.97
22	18	3305212	OHDAIRA Maki	JPN	10:38.7 23	23:14.9 23	35:52.3 20	48:26.9	+3:39.8	160.81
23	8	3485870	VLASOVA Anastasia	RUS	10:24.3 13	22:51.8 20	35:56.7 21	48:37.1	+3:50.0	166.12
24	14	3045076	YEATON Jessica	AUS	10:25.6 15	22:57.1 21	36:01.7 23	48:46.5	+3:59.4	171.02
25	22	3665025	HRAKOVICH Yana	BLR	10:40.6 25	23:19.6 25	36:12.5 25	49:04.7	+4:17.6	180.50
26	37	3675044	EBEL Tamara	KAZ	10:51.0 27	23:44.8 27	36:42.0 26	49:10.1	+4:23.0	183.32
27	21	3515166	CARLEN Chantal	SUI	10:55.7 30	23:46.5 30	36:43.1 28	49:27.7	+4:40.6	192.48
28	27	3426074	LANGKAAS Elise	NOR	10:55.0 29	23:46.0 29	36:42.6 27	49:33.1	+4:46.0	195.30
29	29	3695041	SHATALOVA Oksana	UKR	11:01.7 32	23:58.4 31	37:06.7 32	49:33.2	+4:46.1	195.35
30	13	3305193	TAKIZAWA Kozue	JPN	10:54.6 28	23:44.3 26	36:45.8 29	49:46.3	+4:59.2	202.18
31	39	3675043	EBEL Valentina	KAZ	10:56.5 31	24:00.3 34	37:06.1 31	49:54.0	+5:06.9	206.19
32	47	3695060	ANDRIEIEVA Oleksandra	UKR	11:02.2 33	23:59.1 32	37:23.2 34	50:07.1	+5:20.0	213.01
33	40	3435040	GALEWICZ Martyna	POL	10:50.3 26	23:45.5 28	36:50.4 30	50:19.7	+5:32.6	219.58
34	44	3125089	HAO Ri	CHN	11:04.6 35	23:59.8 33	37:15.7 33	50:27.2	+5:40.1	223.48
35	35	3705042	SEGECOVA Eva	SVK	11:30.4 40	24:41.9 36	37:56.5 35	50:58.2	+6:11.1	239.64
36	25	3155282	KLACLOVA Sarka	CZE	11:06.0 37	24:45.2 37	38:17.4 37	51:28.8	+6:41.7	255.58
37	36	3535612	SULSER Elise	USA	11:20.6 38	24:29.2 35	38:08.4 36	51:47.1	+7:00.0	265.11
38	23	3225006	HUGHES Fiona-Elizabeth	GBR	11:03.3 34	24:50.0 38	38:42.9 38	52:18.9	+7:31.8	281.68
39	31	3705041	KLEMENTOVA Barbora	SVK	11:21.5 39	25:09.6 39	39:06.1 39	52:37.4	+7:50.3	291.32
40	46	3435041	GRZEBISZ Natalia	POL	11:33.0 41	25:31.1 40	39:34.3 40	53:17.1	+8:30.0	312.00
41	42	3695066	NASYKO Mariya	UKR	11:53.2 42	26:26.4 42	41:19.1 41	55:38.1	+10:51.0	385.47
42	51	3535592	SCHMIDT Catherine	USA	12:22.4 44	26:56.9 43	41:39.7 42	56:09.6	+11:22.5	401.88
43	30	3045066	TRNKA Anna	AUS	11:05.4 36	26:18.8 41	41:56.8 43	56:47.0	+11:59.9	421.36
44	52	3725009	ARIJUNTUNGALAG Enkhbayar	MGL	12:31.1 46	27:30.7 45	42:26.4 44	56:58.5	+12:11.4	427.36
45	45	3535537	JECH Sierra	USA	12:23.1 45	27:29.7 44	43:05.0 46	58:00.0	+13:12.9	459.40
46	32	3325042	LEE Yeong-Ae	KOR	12:31.8 47	27:36.6 46	42:49.0 45	58:01.5	+13:14.4	460.18
47	50	3725010	KHALIUNAA Jadambaa	MGL	13:10.8 48	29:01.4 47	44:41.6 47	59:46.3	+14:59.2	514.78
48	38	3325050	SHIN Ji-Soo	KOR	13:56.5 49	30:50.2 48	48:33.3 48	1:06:14.9	+21:27.8	717.24
49	43	3325037	CHA I-re	KOR	14:32.5 50	32:09.5 49	49:42.4 49	1:07:28.0	+22:40.9	755.33

Did Not Finish		
41	3425880	ERIKSEN Kristin Faye NOR
53	3525035	KARADEMIR Yonca TUR 12:18.1 43



SAT 31 JAN 2015

Start Time 12:00 / End Time 13:07

Results

Rank	Bib	FIS Code	Name	Country Code	3.75km Time Rank	7.5km Time Rank	11.25km Time Rank	Finish Time	Behind	FIS Points
Did Not Start										
	48	3535585	SCHROETER Britta	USA						
	49	3535651	THOMAS Yara	USA						
	54	3695052	OLEKH Viktoriya	UKR						

Weather	Snow Condition	Temperatures		Competitors / Ctrys					
		Air	Snow	Entries	Ranked	DNS	DNF	DSQ	LAP
Cloudy	Packed	-9,0°C	-5,0°C	54/19	49/18	3/2	2/2	0/0	0/0

FIS Technical Delegate: VODRAZKA Jakub (CZE)	Race Secretary: JANCIK Matus (SVK)
---	---

LEGEND

DNF Did Not Finish DNS Did Not Start DSQ Disqualified LAP Lapped PF Photo Finish



Medallists

Medal	Name	Country
GOLD	SLONOVA Anastasiya	KAZ - Kazakhstan
SILVER	NIKOLAEVA Svetlana	RUS - Russian Federation
BRONZE	MARCISZ Ewelina	POL - Poland



WINTER
UNIVERSIADE
ŠTRBSKÉ PLESO/OSRBLIE
NORDIC SKIING & BIATHLON
2015



RESULT BOOK

CROSS COUNTRY



SUN 25 JAN 2015

Start Time 12:30 / End Time 13:27

Results

REVISED
5 FEB 14:04

Jury Information				Course Information			
FIS Technical Delegate	VODRAZKA Jakub (CZE)			Name:	Sprint		
FISU Race Director	KIELPINSKA Zofia (POL)			Height Difference (HD):	22 m		
FIS Assistant Technical Delegate	HECICO Emil (ROU)			Maximum Climb (MC):	17 m		
Assistant TD Nat.	DURCO Peter (SVK)			Total Climb (TC):	50 m		
Chief of Competition	SERFEL Michal (SVK)			Length of Lap:	1600 m		
				Number of Laps:	1		

Rank	Bib	Name	NSA Code	Qualif. Time	QF-1	QF-2	QF-3	QF-4	QF-5	SF-1	SF-2	Final Heat
Final												
1	14	LARKOV Andrey	RUS	3:23.91 (14)		+0.04(PF2)				3:23.19(1)		3:22.41(1)
2	2	GAFAROV Anton	RUS	3:18.26 (2)				+1.99(2)			+0.24(2)	+0.18(2)
3	9	SHAKIRZIANOV Raul	RUS	3:21.55 (9)				3:22.17(1)			3:25.00(1)	+1.23(3)
4	1	STAREGA Maciej	POL	3:16.85 (1)	3:25.87(1)					+0.13(2)		+3.58(4)
5	16	HERBURGER Aurelius	AUT	3:24.50 (16)			+0.09(2)				+0.48(3)	+17.54(5)
6	10	CHANAVAT Lucas	FRA	3:22.54 (10)	+1.22(2)					+0.72(3)		+33.97(6)

Semifinals												
7	3	STADLOBER Luis	AUT	3:18.71 (3)						3:25.72(1)		+2.98(4)
8	5	BELLINGHAM Phillip	AUS	3:20.87 (5)			3:30.40(1)				+3.56(4)	
9	7	VALIAKHMETOV Ravil	RUS	3:21.52 (7)		3:30.19(PF1)					+6.55(5)	
10	8	FELLER Andrey	RUS	3:21.53 (8)						+0.11(2)		+3.78(5)
11	12	RAGOZIN Roman	KAZ	3:23.27 (12)				+2.89(3)				+14.15(6)
12	18	GUIGONNET Loic	FRA	3:24.87 (18)					+0.60(3)	+28.02(6)		

Quarterfinals												
13	6	MIYAZAWA Hiroyuki	JPN	3:21.38 (6)			+0.19(3)					
14	21	RAKHIMBAYEV Daulet	KAZ	3:25.96 (21)	+3.28(PF3)							
15	24	OLEX Max	GER	3:26.37 (24)		+0.25(3)						
16	4	MOTOR Konrad	POL	3:20.78 (4)		+0.59(4)						
17	11	BONDARENKO Yevgeniy	KAZ	3:22.93 (11)	+3.34(PF4)							
18	23	GRAV Jorgen	NOR	3:26.32 (23)					+2.57(4)			
19	26	SEGEC Andrej	SVK	3:27.27 (26)			+2.42(4)					
20	29	KRASOVSKYI Oleksii	UKR	3:27.71 (29)				+5.39(4)				
21	13	SEMIKOV Ilia	RUS	3:23.67 (13)					+8.29(5)			
22	15	PEREKHODA Ruslan	UKR	3:24.10 (15)			+6.06(5)					
23	19	MAKA Daniel	CZE	3:25.06 (19)				+7.55(5)				
24	27	UDA Takatsugu	JPN	3:27.34 (27)		+1.72(5)						
25	30	WATSON Callum	AUS	3:27.83 (30)	+5.80(5)							
26	17	ANTOLEC Jan	POL	3:24.68 (17)		+9.16(6)						
27	20	SUN Qinghai	CHN	3:25.85 (20)	+15.82(6)							
28	22	LIGOCKI Mateusz	POL	3:26.26 (22)				+12.01(6)				
29	25	SATOU Tomoki	JPN	3:27.24 (25)			+10.34(6)					
30	28	STAROSTIN Mark	KAZ	3:27.45 (28)					+10.13(6)			

Qualification												
31		YOLTUKHOVSKYY Oleg	UKR	3:28.24 (31)								
32		ISHIKAWA Kentaro	JPN	3:28.37 (32)								
33		SPIESS Philipp	SUI	3:29.25 (33)								
34		URGELA Erik	SVK	3:29.31 (34)								
35		KAPSO Martin	SVK	3:29.40 (35)								
36		BACHL Philipp	AUT	3:29.99 (36)								
37		REISTAD Petter	NOR	3:30.24 (37)								
38		MICHALOVSKY Rudolf	SVK	3:31.00 (38)								
39		PANISI Gilberto	ITA	3:31.96 (39)								
40		PFAB Johannes	GER	3:32.16 (40)								
41		HAMMER Reto	SUI	3:32.41 (41)								
42		THORSTENSEN Erik Lippestad	NOR	3:32.44 (42)								
43		DU PASQUIER Arnaud	SUI	3:32.79 (43)								
44		BURSILL Jackson	AUS	3:33.60 (44)								
45		YAREMENKO Kostyantyn	UKR	3:33.87 (45)								
46		JAKELIUNAS Lukas	LTU	3:34.15 (46)								
47		DURSUN Hamza	TUR	3:34.33 (47)								



Results

REVISED
5 FEB 14:04

Rank	Bib	Name	NSA Code	Qualif. Time	QF-1	QF-2	QF-3	QF-4	QF-5	SF-1	SF-2	Final Heat
48		ANTONSEN Vegard	NOR	3:34.59 (48)								
49		BRUNN David	SVK	3:35.74 (49)								
50		MARUHA Pavel	BLR	3:35.83 (50)								
51		WEISHAEUPL Andreas	GER	3:35.85 (51)								
52		SZABO Milan	HUN	3:36.03 (52)								
53		SHANG Jincal	CHN	3:36.41 (53)								
54		MARCHYHAK Ivan	UKR	3:36.61 (54)								
55		BECCHIS Emanuele	ITA	3:36.93 (55)								
56		JAAMA Mattis	EST	3:38.70 (56)								
57		GIOVINE Dario	ITA	3:39.01 (57)								
58		POLLUSTE Mart Kevin	EST	3:39.15 (58)								
59		TKACHENKO Nikita	KAZ	3:39.19 (59)								
60		STROLIA Tautvydas	LTU	3:39.56 (60)								
61		NIKANDER Aku	FIN	3:41.23 (61)								
62		NASSAR Martin	EST	3:43.79 (62)								
63		ZHAO Dalong	CHN	3:45.12 (63)								
64		HWANG Junho	KOR	3:45.83 (64)								
65		SOLBERG Petter Langaard	NOR	3:46.83 (65)								
66		BOLD Byambadorj	MGL	3:47.91 (66)								
67		HA Taebok	KOR	3:48.02 (67)								
68		KIM Eunho	KOR	3:49.49 (68)								
69		DRUSYS Jaunius	LTU	3:49.92 (69)								
70		ATES Savas	TUR	3:52.30 (70)								
71		BOCHANSKI Kyle	USA	3:52.86 (71)								
72		BAASANSUREN Amarsanaa	MGL	3:52.94 (72)								
73		KIM Minuk	KOR	3:53.60 (73)								
74		NOREN Benjamin	USA	3:54.13 (74)								
75		MOSCONI Pietro	ITA	3:54.77 (75)								
76		MARCHENKO Andriy	UKR	3:58.00 (76)								
77		BATMUNKH Achbadrakh	MGL	3:59.45 (78)								
78		VIGNAROLI Taylor	USA	4:00.86 (79)								
79		WISWELL Samuel	USA	4:01.16 (80)								
80		LEE Hojin	KOR	4:01.22 (81)								
81		CHO Yongjin	KOR	4:01.66 (82)								
82		SOLVANG Sindre	USA	4:24.92 (83)								

Disqualified

OTGONDAVAA Gantulga	MGL	Qualification - Article 2.1 FIS AD Rules
---------------------	-----	--

Reason for disqualification:

Article 2.1 FIS AD Rules: Article 2.1 of the FIS Anit Doping Rules

Did Not Start - Qualification

HOUGH Nathaniel	USA
-----------------	-----



Results

REVISED
5 FEB 14:04

Weather	Snow Condition	Temperatures		Competitors / Ctrys				
		Air	Snow	Entries	Ranked	DNS	DNF	DSQ
Snow	Packed	-4,0°C	-4,0°C	84/24	82/24	1/1	0/0	1/1


FIS Technical Delegate:	Race Secretary:
VODRAZKA Jakub (CZE)	JANCIK Matus (SVK)

LEGEND

DNF	Did Not Finish	DNS	Did Not Start	DSQ	Disqualified	PF	Photo Finish	QF-1	Quarter Final 1
QF-2	Quarter Final 2	QF-3	Quarter Final 3	QF-4	Quarter Final 4	QF-5	Quarter Final 5	SF-1	Semi Final 1
SF-2	Semi Final 2								

BIB 84 OTGONDAVAA Gantulga (MGL) Disqualified doping offence - Article 2.1 FIS AD Rules

25 JAN 2015 / Štrbske Pleso (SVK) / 3147

Timing and Results provided by  **TISSOT**



Results Bracket

Jury Information		Course Information	
FIS Technical Delegate	VODRAZKA Jakub (CZE)	Name:	Sprint
FISU Race Director	KIELPINSKA Zofia (POL)	Height Difference (HD):	22 m
FIS Assistant Technical Delegate	HECICO Emil (ROU)	Maximum Climb (MC):	17 m
Assistant TD Nat.	DURCO Peter (SVK)	Total Climb (TC):	50 m
Chief of Competition	SERFEL Michal (SVK)	Length of Lap:	1600 m
		Number of Laps:	1

Quarterfinal

Semifinal

Final

Heat 1	12:25:00	3:25.87
1 STAREGA M. (POL)		0.00
10 CHANAVAT L. (FRA)		+1.22
PF 21 RAKHIMBAYEV D. (KAZ)		+3.28
PF 11 BONDARENKO Y. (KAZ)		+3.34
30 WATSON C. (AUS)		+5.80
20 SUN Q. (CHN)		+15.82

Heat 2	12:30:00	3:30.19
PF 7 VALIAKHMETOV R. (RUS)		0.00
PF 14 LARKOV A. (RUS)		+0.04
24 OLEX M. (GER)		+0.25
4 MOTOR K. (POL)		+0.59
27 UDA T. (JPN)		+1.72
17 ANTOLEC J. (POL)		+9.16

Heat 3	12:35:00	3:30.40
5 BELLINGHAM P. (AUS)		0.00
16 HERBURGER A. (AUT)		+0.09
6 MIYAZAWA H. (JPN)		+0.19
26 SEGEC A. (SVK)		+2.42
15 PEREKHODA R. (UKR)		+6.06
25 SATOU T. (JPN)		+10.34

Heat 4	12:40:00	3:22.17
9 SHAKIRZIANOV R. (RUS)		0.00
2 GAFAROV A. (RUS)		+1.99
12 RAGOZIN R. (KAZ)		+2.89
29 KRASOVSKYI O. (UKR)		+5.39
19 MAKI D. (CZE)		+7.55
22 LIGOCKI M. (POL)		+12.01

Heat 5	12:45:00	3:25.72
3 STADLOBER L. (AUT)		0.00
8 FELLER A. (RUS)		+0.11
18 GUIGONNET L. (FRA)		+0.60
23 GRAV J. (NOR)		+2.57
13 SEMIKOV I. (RUS)		+8.29
28 STAROSTIN M. (KAZ)		+10.13

Heat 1	13:01:30	3:23.19
14 LARKOV A. (RUS)		0.00
1 STAREGA M. (POL)		+0.13
10 CHANAVAT L. (FRA)		+0.72
5 BELLINGHAM P. (AUS)		+3.56
7 VALIAKHMETOV R. (RUS)		+6.55
18 GUIGONNET L. (FRA)		+28.02

Heat 2	13:07:00	3:25.00
9 SHAKIRZIANOV R. (RUS)		0.00
2 GAFAROV A. (RUS)		+0.24
16 HERBURGER A. (AUT)		+0.48
3 STADLOBER L. (AUT)		+2.98
8 FELLER A. (RUS)		+3.78
12 RAGOZIN R. (KAZ)		+14.15

Final Heat	13:19:00	3:22.41
14 LARKOV A. (RUS)		0.00
2 GAFAROV A. (RUS)		+0.18
9 SHAKIRZIANOV R. (RUS)		+1.23
1 STAREGA M. (POL)		+3.58
16 HERBURGER A. (AUT)		+17.54
10 CHANAVAT L. (FRA)		+33.97

Progression rule

The best actual heat times are used to select who will advance from the 3rd and 4th places (Lucky Losers).

LEGEND

LL Lucky Loser PF Photo Finish



Medallists

Medal	Name	Country
GOLD	LARKOV Andrey	RUS - Russian Federation
SILVER	GAFAROV Anton	RUS - Russian Federation
BRONZE	SHAKIRZIANOV Raul	RUS - Russian Federation

LEGEND

Country Country Code



Start List

REVISED
27 JAN 18:08

Jury Information		Course Information	
FIS Technical Delegate	VODRAZKA Jakub (CZE)	Name:	Sprint 1.6 km
FISU Race Director	KIELPINSKA Zofia (POL)	Height Difference (HD):	22 m
FIS Assistant Technical Delegate	HECICO Emil (ROU)	Maximum Climb (MC):	17 m
Assistant TD National	DURCO Peter (SVK)	Total Climb (TC):	50 m
Chief of Competition	SERFEL Michal (SVK)	Length of Lap:	1600 m
Race Secretary	JANCIK Matus (SVK)	Number of Laps:	1

Number of Competitors: 84, Number of Countries: 24

Bib	FIS Code	Name	Country Code	FIS Sprint Points	Start	Remarks
1	3480503	GAFAROV Anton	RUS	26.72	10:30:15	
2	3430103	STAREGA Maciej	POL	30.47	10:30:30	
3	3300373	MIYAZAWA Hiroyuki	JPN	49.20	10:30:45	
4	3040101	BELLINGHAM Phillip	AUS	57.42	10:31:00	
5	3670039	RAGOZIN Roman	KAZ	63.36	10:31:15	
6	3480438	FELLER Andrey	RUS	64.69	10:31:30	
7	3430197	MOTOR Konrad	POL	75.13	10:31:45	
8	3481132	LARKOV Andrey	RUS	82.36	10:32:00	
9	3480669	SHAKIRZIANOV Raul	RUS	84.69	10:32:15	
10	3670026	STAROSTIN Mark	KAZ	87.29	10:32:30	
11	3480928	VALIAKHMETOV Ravil	RUS	95.10	10:32:45	
12	3430141	ANTOLEC Jan	POL	95.16	10:33:00	
13	3300362	ISHIKAWA Kentaro	JPN	95.81	10:33:15	
14	3150450	MAKA Daniel	CZE	101.91	10:33:30	
15	3422003	REISTAD Petter	NOR	103.12	10:33:45	
16	3120031	SUN Qinghai	CHN	107.37	10:34:00	
17	3390148	JAAMA Mattis	EST	111.70	10:34:15	
18	3481988	SEMIKOV Ilia	RUS	113.78	10:34:30	
19	3690030	PEREKHODA Ruslan	UKR	116.28	10:34:45	
20	3040080	WATSON Callum	AUS	123.52	10:35:00	
21	3050155	STADLOBER Luis	AUT	125.63	10:35:15	
22	3422004	THORSTENSEN Erik Lippestad	NOR	128.82	10:35:30	
23	3670046	BONDARENKO Yevgeniy	KAZ	132.88	10:35:45	
24	3390170	POLLUSTE Mart Kevin	EST	135.02	10:36:00	
25	3421379	GRAV Jorgen	NOR	135.90	10:36:15	
26	3700073	SEGEC Andrej	SVK	139.63	10:36:30	
27	3700070	MICHALOVSKY Rudolf	SVK	140.74	10:36:45	
28	3700057	BRUNN David	SVK	145.06	10:37:00	
29	3430166	LIGOCKI Mateusz	POL	147.07	10:37:15	
30	3515224	SPIESS Philipp	SUI	150.16	10:37:30	
31	3510440	HAMMER Reto	SUI	150.61	10:37:45	
32	3700058	KAPSO Martin	SVK	152.37	10:38:00	
33	3190401	GUIGONNET Loic	FRA	158.44	10:38:15	
34	3390166	NASSAR Martin	EST	158.96	10:38:30	
35	3660091	MARUHA Pavel	BLR	159.47	10:38:45	
36	3670038	RAKHIMBAYEV Daulet	KAZ	164.23	10:39:00	
37	3510458	DU PASQUIER Arnaud	SUI	170.67	10:39:15	
38	3240009	SZABO Milán	HUN	178.64	10:39:30	
39	3040098	BURSILL Jackson	AUS	181.18	10:39:45	
40	3200253	PFAB Johannes	GER	185.45	10:40:00	
41	3422027	ANTONSEN Vegard	NOR	188.14	10:40:15	
42	3300374	SATOU Tomoki	JPN	192.85	10:40:30	
43	3690074	KRASOVSKYI Oleksii	UKR	200.19	10:40:45	
44	3300422	UDA Takatsugu	JPN	203.20	10:41:00	
45	3780027	JAKELIUNAS Lukas	LTU	205.10	10:41:15	
46	3200435	OLEX Max	GER	215.46	10:41:30	
47	3690065	YOLTUKHOVSKYY Oleg	UKR	223.34	10:41:45	
48	3780034	DRUSYS Jaunius	LTU	224.28	10:42:00	
49	3780033	STROLIA Tautvydas	LTU	240.01	10:42:15	
50	3120063	SHANG Jincai	CHN	247.47	10:42:30	
51	3180600	NIKANDER Aku	FIN	248.05	10:42:45	
52	3320127	HWANG Junho	KOR	249.60	10:43:00	



Start List

REVISED
27 JAN 18:08

Bib	FIS Code	Name	Country Code	FIS Sprint Points	Start	Remarks
53	3690069	YAREMENKO Kostyantyn	UKR	262.66	10:43:15	
54	3670051	TKACHENKO Nikita	KAZ	263.49	10:43:30	
55	3290476	PANISI Gilberto	ITA	267.92	10:43:45	
56	3290374	BECCHIS Emanuele	ITA	290.27	10:44:00	
57	3320135	KIM Minuk	KOR	327.62	10:44:15	
58	3320120	HA Taebok	KOR	329.08	10:44:30	
59	3320150	CHO Yongjin	KOR	349.61	10:44:45	
60	3520052	ATES Savas	TUR	398.70	10:45:00	
61	3530707	BOCHANSKI Kyle	USA	414.42	10:45:15	
62	3320144	LEE Hojin	KOR	434.16	10:45:30	
63	3320158	KIM Eunho	KOR	449.42	10:45:45	
64	3530694	NOREN Benjamin	USA	489.34	10:46:00	
65	3530787	VIGNAROLI Taylor	USA	619.04	10:46:15	
66	3530794	WISWELL Samuel	USA	693.88	10:46:30	
67	3530788	SOLVANG Sindre	USA	801.56	10:46:45	

Seeded by Distance Points

68	3050121	HERBURGER Aurelius	AUT	64.75	10:47:00	
69	3700075	URGELA Erik	SVK	153.57	10:47:15	
70	3690075	MARCHENKO Andriy	UKR	165.28	10:47:30	
71	3200444	WEISHAEUPL Andreas	GER	181.55	10:47:45	
72	3690090	MARCHYSHAK Ivan	UKR	191.85	10:48:00	
73	3520046	DURSUN Hamza	TUR	239.99	10:48:15	
74	3422157	SOLBERG Petter Langaard	NOR	264.67	10:48:30	
75	3720011	BOLD Byambadorj	MGL	290.89	10:48:45	
76	3050128	BACHL Philipp	AUT		10:49:00	
77	3720014	BATMUNKH Achbadrakh	MGL		10:49:15	
78	3120050	ZHAO Dalong	CHN		10:49:30	
79	3290319	GIOVINE Dario	ITA		10:49:45	
80	3190323	CHANAVAT Lucas	FRA		10:50:00	
81	3720013	BAASANSUREN Amarsanaa	MGL		10:50:15	
82	3290420	MOSCONI Pietro	ITA		10:50:30	
83	3530661	HOUGH Nathaniel	USA		10:50:45	
84	3720012	OTGONDAVAA Gantulga	MGL		10:51:00	

revised - FIS Code for BIB 81 added

25 JAN 2015 / Strbske Pleso (SVK) / 3146

Timing and Results provided by  TISSOT



Results - Qualification

REVISED
5 FEB 14:00

Jury Information				Course Information			
FIS Technical Delegate	VODRAZKA Jakub (CZE)			Name:	Sprint 1.6 km		
FISU Race Director	KIELPINSKA Zofia (POL)			Height Difference (HD):	22 m		
FIS Assistant Technical Delegate	HECICO Emil (ROU)			Maximum Climb (MC):	17 m		
Assistant TD National	DURCO Peter (SVK)			Total Climb (TC):	50 m		
Chief of Competition	SERFEL Michal (SVK)			Length of Lap:	1600 m		
				Number of Laps:	1		

Rank	Bib	FIS Code	Name	NSA Code	Finish Time	Behind	FIS Points	Remarks
1	2	3430103	STAREGA Maciej	POL	3:16.85	0.00	30.56	Qualified
2	1	3480503	GAFAROV Anton	RUS	3:18.26	+1.41	39.16	Qualified
3	21	3050155	STADLOBER Luis	AUT	3:18.71	+1.86	41.90	Qualified
4	7	3430197	MOTOR Konrad	POL	3:20.78	+3.93	54.52	Qualified
5	4	3040101	BELLINGHAM Phillip	AUS	3:20.87	+4.02	55.07	Qualified
6	3	3300373	MIYAZAWA Hiroyuki	JPN	3:21.38	+4.53	58.17	Qualified
7	11	3480928	VALIAKHMETOV Ravil	RUS	3:21.52	+4.67	59.03	Qualified
8	6	3480438	FELLER Andrey	RUS	3:21.53	+4.68	59.09	Qualified
9	9	3480669	SHAKIRZIANOV Raul	RUS	3:21.55	+4.70	59.21	Qualified
10	80	3190323	CHANAVAL Lucas	FRA	3:22.54	+5.69	65.25	Qualified
11	23	3670046	BONDARENKO Yevgeniy	KAZ	3:22.93	+6.08	67.62	Qualified
12	5	3670039	RAGOZIN Roman	KAZ	3:23.27	+6.42	69.70	Qualified
13	18	3481988	SEMIKOV Ilia	RUS	3:23.67	+6.82	72.13	Qualified
14	8	3481132	LARKOV Andrey	RUS	3:23.91	+7.06	73.60	Qualified
15	19	3690030	PEREKHODA Ruslan	UKR	3:24.10	+7.25	74.76	Qualified
16	68	3050121	HERBURGER Aurelius	AUT	3:24.50	+7.65	77.19	Qualified
17	12	3430141	ANTOLEC Jan	POL	3:24.68	+7.83	78.29	Qualified
18	33	3190401	GUIGONNET Loic	FRA	3:24.87	+8.02	79.45	Qualified
19	14	3150450	MAKA Daniel	CZE	3:25.06	+8.21	80.61	Qualified
20	16	3120031	SUN Qinghai	CHN	3:25.85	+9.00	85.42	Qualified
21	36	3670038	RAKHIMBAYEV Daulet	KAZ	3:25.96	+9.11	86.09	Qualified
22	29	3430166	LIGOCKI Mateusz	POL	3:26.26	+9.41	87.92	Qualified
23	25	3421379	GRAV Jorgen	NOR	3:26.32	+9.47	88.29	Qualified
24	46	3200435	OLEX Max	GER	3:26.37	+9.52	88.59	Qualified
25	42	3300374	SATOU Tomoki	JPN	3:27.24	+10.39	93.90	Qualified
26	26	3700073	SEGEC Andrej	SVK	3:27.27	+10.42	94.08	Qualified
27	44	3300422	UDA Takatsugu	JPN	3:27.34	+10.49	94.51	Qualified
28	10	3670026	STAROSTIN Mark	KAZ	3:27.45	+10.60	95.18	Qualified
29	43	3690074	KRASOVSKYI Oleksii	UKR	3:27.71	+10.86	96.76	Qualified
30	20	3040080	WATSON Callum	AUS	3:27.83	+10.98	97.49	Qualified
31	47	3690065	YOLTUKHOVSKYY Oleg	UKR	3:28.24	+11.39	99.99	Not Qualified
32	13	3300362	ISHIKAWA Kentaro	JPN	3:28.37	+11.52	100.79	Not Qualified
33	30	3515224	SPIESS Philipp	SUI	3:29.25	+12.40	106.15	Not Qualified
34	69	3700075	URGELA Erik	SVK	3:29.31	+12.46	106.52	Not Qualified
35	32	3700058	KAPSO Martin	SVK	3:29.40	+12.55	107.06	Not Qualified
36	76	3050128	BACHL Philipp	AUT	3:29.99	+13.14	110.66	Not Qualified
37	15	3422003	REISTAD Petter	NOR	3:30.24	+13.39	112.19	Not Qualified
38	27	3700070	MICHALOVSKY Rudolf	SVK	3:31.00	+14.15	116.82	Not Qualified
39	55	3290476	PANISI Gilberto	ITA	3:31.96	+15.11	122.67	Not Qualified
40	40	3200253	PFAB Johannes	GER	3:32.16	+15.31	123.89	Not Qualified
41	31	3510440	HAMMER Reto	SUI	3:32.41	+15.56	125.41	Not Qualified
42	22	3422004	THORSTENSEN Erik Lippestad	NOR	3:32.44	+15.59	125.60	Not Qualified
43	37	3510458	DU PASQUIER Arnaud	SUI	3:32.79	+15.94	127.73	Not Qualified
44	39	3040098	BURSILL Jackson	AUS	3:33.60	+16.75	132.67	Not Qualified
45	53	3690069	YAREMENKO Kostyantyn	UKR	3:33.87	+17.02	134.31	Not Qualified
46	45	3780027	JAKELIUNAS Lukas	LTU	3:34.15	+17.30	136.02	Not Qualified
47	73	3520046	DURSUN Hamza	TUR	3:34.33	+17.48	137.12	Not Qualified
48	41	3422027	ANTONSEN Vegard	NOR	3:34.59	+17.74	138.70	Not Qualified
49	28	3700057	BRUNN David	SVK	3:35.74	+18.89	145.71	Not Qualified
50	35	3660091	MARUHA Pavel	BLR	3:35.83	+18.98	146.26	Not Qualified
51	71	3200444	WEISHAEUPL Andreas	GER	3:35.85	+19.00	146.38	Not Qualified
52	38	3240009	SZABO Milan	HUN	3:36.03	+19.18	147.48	Not Qualified
53	50	3120063	SHANG Jincai	CHN	3:36.41	+19.56	149.80	Not Qualified
54	72	3690090	MARCHYHAK Ivan	UKR	3:36.61	+19.76	151.02	Not Qualified



Results - Qualification

REVISED
5 FEB 14:00

Rank	Bib	FIS Code	Name	NSA Code	Finish Time	Behind	FIS Points	Remarks
55	56	3290374	BECCHIS Emanuele	ITA	3:36.93	+20.08	152.97	Not Qualified
56	17	3390148	JAAMA Mattis	EST	3:38.70	+21.85	163.76	Not Qualified
57	79	3290319	GIOVINE Dario	ITA	3:39.01	+22.16	165.65	Not Qualified
58	24	3390170	POLLUSTE Mart Kevin	EST	3:39.15	+22.30	166.50	Not Qualified
59	54	3670051	TKACHENKO Nikita	KAZ	3:39.19	+22.34	166.74	Not Qualified
60	49	3780033	STROLIA Tautvydas	LTU	3:39.56	+22.71	169.00	Not Qualified
61	51	3180600	NIKANDER Aku	FIN	3:41.23	+24.38	179.18	Not Qualified
62	34	3390166	NASSAR Martin	EST	3:43.79	+26.94	194.79	Not Qualified
63	78	3120050	ZHAO Dalong	CHN	3:45.12	+28.27	202.89	Not Qualified
64	52	3320127	HWANG Junho	KOR	3:45.83	+28.98	207.22	Not Qualified
65	74	3422157	SOLBERG Petter Langaard	NOR	3:46.83	+29.98	213.32	Not Qualified
66	75	3720011	BOLD Byambadorj	MGL	3:47.91	+31.06	219.90	Not Qualified
67	58	3320120	HA Taebok	KOR	3:48.02	+31.17	220.57	Not Qualified
68	63	3320158	KIM Eunho	KOR	3:49.49	+32.64	229.53	Not Qualified
69	48	3780034	DRUSYS Jaunius	LTU	3:49.92	+33.07	232.16	Not Qualified
70	60	3520052	ATES Savas	TUR	3:52.30	+35.45	246.66	Not Qualified
71	61	3530707	BOCHANSKI Kyle	USA	3:52.86	+36.01	250.08	Not Qualified
72	81	3720013	BAASANSUREN Amarsanaa	MGL	3:52.94	+36.09	250.57	Not Qualified
73	57	3320135	KIM Minuk	KOR	3:53.60	+36.75	254.59	Not Qualified
74	64	3530694	NOREN Benjamin	USA	3:54.13	+37.28	257.82	Not Qualified
75	82	3290420	MOSCONI Pietro	ITA	3:54.77	+37.92	261.72	Not Qualified
76	70	3690075	MARCHENKO Andriy	UKR	3:58.00	+41.15	281.41	Not Qualified
77	77	3720014	BATMUNKH Achbadrakh	MGL	3:59.45	+42.60	290.25	Not Qualified
78	65	3530787	VIGNAROLI Taylor	USA	4:00.86	+44.01	298.85	Not Qualified
79	66	3530794	WISWELL Samuel	USA	4:01.16	+44.31	300.67	Not Qualified
80	62	3320144	LEE Hojin	KOR	4:01.22	+44.37	301.04	Not Qualified
81	59	3320150	CHO Yongjin	KOR	4:01.66	+44.81	303.72	Not Qualified
82	67	3530788	SOLVANG Sindre	USA	4:24.92	+1:08.07	445.52	Not Qualified

Disqualified	84	3720012	OTGONDAVAA Gantulga	MGL	Article 2.1 FIS AD Rules
---------------------	----	---------	---------------------	-----	--------------------------

Reason for disqualification:

Article 2.1 FIS AD Rules: Article 2.1 of the FIS Anti Doping Rules

Did Not Start	83	3530661	HOUGH Nathaniel	USA
----------------------	----	---------	-----------------	-----

Weather	Snow Condition	Temperatures		Competitors / Ctrys				
		Air	Snow	Entries	Ranked	DNS	DNF	DSQ
Snow	Packed	-4,0°C	-4,0°C	84/24	82/24	1/1	0/0	1/1

FIS Technical Delegate: VODRAZKA Jakub (CZE)	Race Secretary: JANCIK Matus (SVK)
--	--

LEGEND	DNF Did Not Finish	DNS Did Not Start	DSQ Disqualified
---------------	--------------------	-------------------	------------------

BIB 84 OTGONDAVAA Gantulga (MGL) Disqualified doping offence - Article 2.1 FIS AD Rules



WINTER
UNIVERSIADE
ŠTRBSKÉ PLESO/OSRBLIE
NORDIC SKIING & BIATHLON
2015



RESULT BOOK

CROSS COUNTRY



Start List

Jury Information		Course Information	
FIS Technical Delegate	VODRAZKA Jakub (CZE)	Name:	5 km
FISU Race Director	KIELPINSKA Zofia (POL)	Height Difference (HD):	50 m
FIS Assistant Technical Delegate	HECICO Emil (ROU)	Maximum Climb (MC):	45 m
Assistant TD Nat.	DURCO Peter (SVK)	Total Climb (TC):	178 m
Chief of Competition	SERFEL Michal (SVK)	Length of Lap:	4853 m
		Number of Laps:	2

Number of Competitors: 92, Number of Countries: 24

Bib	FIS Code	Name	Country Code	FIS Points	Start	Remarks
1	3120050	ZHAO Dalong	CHN		11:30:30	
2	3720013	BAASANSUREN Amarsanaa	MGL		11:31:00	
3	3290420	MOSCONI Pietro	ITA		11:31:30	
4	3530661	HOUGH Nathaniel	USA		11:32:00	
5	3720014	BATMUNKH Achbadrakh	MGL		11:32:30	
6	3050128	BACHL Philipp	AUT		11:33:00	
7	3720012	OTGONDAVAA Gantulga	MGL		11:33:30	
8	3530788	SOLVANG Sindre	USA	646.27	11:34:00	
9	3530706	RODGERS Patrick	USA	302.86	11:34:30	
10	3720011	BOLD Byambadorj	MGL	290.89	11:35:00	
11	3530794	WISWELL Samuel	USA	278.58	11:35:30	
12	3422157	SOLBERG Petter Langaard	NOR	264.67	11:36:00	
13	3290374	BECCHIS Emanuele	ITA	250.19	11:36:30	
14	3520046	DURSUN Hamza	TUR	239.99	11:37:00	
15	3530707	BOCHANSKI Kyle	USA	222.57	11:37:30	
16	3530798	TIMMONS William	USA	213.37	11:38:00	
17	3780034	DRUSYS Jaunius	LTU	204.58	11:38:30	
18	3690090	MARCHYSHAK Ivan	UKR	191.85	11:39:00	
19	3190401	GUIGONNET Loic	FRA	191.54	11:39:30	
20	3520052	ATES Savas	TUR	187.96	11:40:00	
21	3200444	WEISHAEUPL Andreas	GER	181.55	11:40:30	
22	3390170	POLLUSTE Mart Kevin	EST	176.00	11:41:00	
23	3700069	POLACKO Michal	SVK	169.49	11:41:30	
24	3690075	MARCHENKO Andriy	UKR	165.28	11:42:00	
25	3690065	YOLTUKHOVSKYY Oleg	UKR	163.74	11:42:30	
26	3040098	BURSILL Jackson	AUS	160.97	11:43:00	
27	3120031	SUN Qinghai	CHN	159.26	11:43:30	
28	3390148	JAAMA Mattis	EST	158.83	11:44:00	
29	3700075	URGELA Erik	SVK	153.57	11:44:30	
30	3690069	YAREMENKO Kostyantyn	UKR	147.24	11:45:00	
31	3120063	SHANG Jincai	CHN	146.12	11:45:30	
32	3422004	THORSTENSEN Erik Lippestad	NOR	137.85	11:46:00	
33	3780033	STROLIA Tautvydas	LTU	136.86	11:46:30	
34	3700057	BRUNN David	SVK	136.01	11:47:00	
35	3660091	MARUHA Pavel	BLR	133.62	11:47:30	
36	3670047	RAKHIMBAYEV Almas	KAZ	133.34	11:48:00	
37	3510518	OTT Marcel	SUI	128.41	11:48:30	
38	3320144	LEE Hojin	KOR	126.74	11:49:00	
39	3390166	NASSAR Martin	EST	123.02	11:49:30	
40	3700070	MICHALOVSKY Rudolf	SVK	122.20	11:50:00	
41	3430166	LIGOCKI Mateusz	POL	122.16	11:50:30	
42	3320146	KIM Hyunwoo	KOR	119.87	11:51:00	
43	3180318	KAUPPINEN Aki	FIN	119.44	11:51:30	
44	3670051	TKACHENKO Nikita	KAZ	119.15	11:52:00	
45	3290476	PANISI Gilberto	ITA	116.72	11:52:30	
46	3200642	ESCHER Toni	GER	116.65	11:53:00	
47	3780027	JAKELIUNAS Lukas	LTU	104.40	11:53:30	
48	3320135	KIM Minuk	KOR	104.19	11:54:00	
49	3510454	LINDEGGER Janis	SUI	104.11	11:54:30	
50	3700073	SEGEC Andrej	SVK	101.59	11:55:00	
51	3200253	PFAB Johannes	GER	101.55	11:55:30	
52	3320147	LEE Jaebong	KOR	101.50	11:56:00	



Start List

Bib	FIS Code	Name	Country Code	FIS Points	Start	Remarks
53	3422027	ANTONSEN Vegard	NOR	99.58	11:56:30	
54	3670046	BONDARENKO Yevgeniy	KAZ	98.10	11:57:00	
55	3510440	HAMMER Reto	SUI	95.67	11:57:30	
56	3690030	PEREKHODA Ruslan	UKR	95.41	11:58:00	
57	3670025	MALYSHEV Alexandr	KAZ	90.86	11:58:30	
58	3150450	MAKA Daniel	CZE	89.57	11:59:00	
59	3515224	SPIESS Philipp	SUI	89.47	11:59:30	
60	3670038	RAKHIMBAYEV Daulet	KAZ	89.24	12:00:00	
61	3040080	WATSON Callum	AUS	85.70	12:00:30	
62	3040101	BELLINGHAM Phillip	AUS	85.14	12:01:00	
63	3320127	HWANG Junho	KOR	84.42	12:01:30	
64	3200435	OLEX Max	GER	80.61	12:02:00	
65	3690074	KRASOVSKYI Oleksii	UKR	79.34	12:02:30	
66	3190313	HAMOUMRAOUI Bertrand	FRA	76.95	12:03:00	
67	3150541	KORDAC Jacob	CZE	73.18	12:03:30	
68	3510458	DU PASQUIER Arnaud	SUI	71.75	12:04:00	
69	3430141	ANTOLEC Jan	POL	70.73	12:04:30	
70	3430197	MOTOR Konrad	POL	70.30	12:05:00	
71	3150519	FELLNER Adam	CZE	69.11	12:05:30	
72	3300374	SATOU Tomoki	JPN	68.63	12:06:00	
73	3300362	ISHIKAWA Kentaro	JPN	65.84	12:06:30	
74	3050121	HERBURGER Aurelius	AUT	64.75	12:07:00	
75	3050155	STADLOBER Luis	AUT	63.63	12:07:30	
76	3150432	SRAIL Jan	CZE	59.09	12:08:00	
77	3430103	STAREGA Maciej	POL	57.02	12:08:30	
78	3421379	GRAV Jorgen	NOR	54.51	12:09:00	
79	3150183	GRAF Jakub	CZE	53.06	12:09:30	
80	3180600	NIKANDER Aku	FIN	51.16	12:10:00	
81	3482131	GONTAR Valeriy	RUS	49.33	12:10:30	
82	3422003	REISTAD Petter	NOR	48.43	12:11:00	
83	3300422	UDA Takatsugu	JPN	46.99	12:11:30	
84	3670022	VELICHKO Yevgeniy	KAZ	42.74	12:12:00	
85	3490145	ROJO Imanol	ESP	40.94	12:12:30	
86	3190229	JEANNEROD Alexis	FRA	40.44	12:13:00	
87	3300373	MIYAZAWA Hiroyuki	JPN	40.03	12:13:30	
88	3481507	NIKOLAEV Artem	RUS	32.08	12:14:00	
89	3480438	FELLER Andrey	RUS	31.06	12:14:30	
90	3481988	SEMIKOV Iliia	RUS	29.30	12:15:00	
91	3480669	SHAKIRZIANOV Raul	RUS	20.95	12:15:30	
92	3481132	LARKOV Andrey	RUS	12.33	12:16:00	



WED 28 JAN 2015

Start Time 11:30 / End Time 12:40

Results

REVISED
5 FEB 14:11

Jury Information				Course Information			
FIS Technical Delegate	VODRAZKA Jakub (CZE)			Name:	5 km		
FISU Race Director	KIELPINSKA Zofia (POL)			Height Difference (HD):	50 m		
FIS Assistant Technical Delegate	HECICO Emil (ROU)			Maximum Climb (MC):	45 m		
Assistant TD Nat.	DURCO Peter (SVK)			Total Climb (TC):	178 m		
Chief of Competition	SERFEL Michal (SVK)			Length of Lap:	4853 m		
				Number of Laps:	2		

Rank	Bib	FIS Code	Name	NSA Code	0.8km Time Rank	5.0km Time Rank	8.1km Time Rank	Finish Time	Behind	FIS Points
1	89	3480438	FELLER Andrey	RUS	1:59.4=17	11:41.5 3	19:27.7 2	23:29.2	0.0	22.42
2	88	3481507	NIKOLAEV Artem	RUS	1:59.4=17	11:43.4 4	19:27.6 1	23:30.0	+0.8	22.87
3	81	3482131	GONTAR Valeriy	RUS	1:55.5 3	11:34.8 1	19:36.5 3	23:39.3	+10.1	28.15
4	87	3300373	MIYAZAWA Hiroyuki	JPN	1:55.9 5	11:40.8 2	19:39.4 4	23:44.7	+15.5	31.22
5	91	3480669	SHAKIRZIANOV Raul	RUS	1:53.6 1	11:44.8 5	19:46.4 6	23:47.3	+18.1	32.70
6	84	3670022	VELICHKO Yevgeniy	KAZ	1:59.0=14	11:58.3 11	19:52.4 7	23:53.5	+24.3	36.22
7	92	3481132	LARKOV Andrey	RUS	1:54.4 2	11:46.0 6	19:46.0 5	24:00.2	+31.0	40.02
8	90	3481988	SEMIKOV Ilia	RUS	1:58.7 12	11:49.1 8	19:52.9 8	24:01.6	+32.4	40.81
9	86	3190229	JEANNEROD Alexis	FRA	1:56.1 =6	11:56.2 10	20:04.9 10	24:17.6	+48.4	49.90
10	65	3690074	KRASOVSKIY Oleksii	UKR	1:59.0=14	11:56.1 9	20:03.0 9	24:23.7	+54.5	53.36
11	83	3300422	UDA Takatsugu	JPN	2:01.7 36	11:48.4 7	20:08.4 11	24:24.0	+54.8	53.53
12	66	3190313	HAMOUMRAOUI Bertrand	FRA	2:01.9=37	12:02.4 12	20:20.3 12	24:30.3	+1:01.1	57.11
13	57	3670025	MALYSHEV Alexandr	KAZ	2:01.4 33	12:06.4 14	20:21.5 13	24:33.5	+1:04.3	58.92
14	75	3050155	STADLOBER Luis	AUT	2:00.5 23	12:10.9 16	20:30.5 14	24:51.6	+1:22.4	69.20
15	30	3690069	YAREMENKO Kostyantyn	UKR	2:04.6=50	12:21.5 22	20:35.2 15	24:52.8	+1:23.6	69.88
16	29	3700075	URGELA Erik	SVK	2:03.6 47	12:25.8 27	20:46.8 19	25:00.3	+1:31.1	74.14
17	78	3421379	GRAV Jorgen	NOR	2:02.7=41	12:25.4=25	20:55.2 21	25:04.3	+1:35.1	76.41
18	31	3120063	SHANG Jincai	CHN	2:03.0 45	12:16.9 19	20:58.1 23	25:09.3	+1:40.1	79.25
19	80	3180600	NIKANDER Aku	FIN	1:55.7 4	12:04.1 13	20:41.8 17	25:09.4	+1:40.2	79.30
20	54	3670046	BONDARENKO Yevgeniy	KAZ	2:02.6 40	12:22.0 23	20:44.2 18	25:09.6	+1:40.4	79.42
21	77	3430103	STAREGA Maciej	POL	1:58.3 11	12:06.5 15	20:41.7 16	25:11.5	+1:42.3	80.50
22	74	3050121	HERBURGER Aurelius	AUT	2:07.1=64	12:36.7 37	21:02.2 26	25:21.9	+1:52.7	86.40
23	45	3290476	PANISI Gilberto	ITA	1:57.0 8	12:27.3 28	21:01.2 25	25:25.8	+1:56.6	88.61
24	69	3430141	ANTOLEC Jan	POL	1:57.6 9	12:15.9 17	20:58.5 24	25:26.1	+1:56.9	88.78
25	73	3300362	ISHIKAWA Kentaro	JPN	2:04.6=50	12:16.0 18	20:54.6 20	25:26.3	+1:57.1	88.90
26	70	3430197	MOTOR Konrad	POL	2:02.8=43	12:25.4=25	21:06.6 30	25:27.2	+1:58.0	89.41
27	50	3700073	SEGEK Andrej	SVK	2:01.5 34	12:31.9 33	21:02.8 27	25:27.3	+1:58.1	89.47
28	56	3690030	PEREKHODA Ruslan	UKR	1:58.9 13	12:19.1 20	20:56.5 22	25:29.3	+2:00.1	90.60
29	72	3300374	SATOU Tomoki	JPN	2:03.3 46	12:31.2 32	21:05.2 29	25:29.6	+2:00.4	90.77
30	47	3780027	JAKELIUNAS Lukas	LTU	2:06.9 63	12:36.9 38	21:03.7 28	25:33.9	+2:04.7	93.21
31	71	3150519	FELLNER Adam	CZE	2:01.0 30	12:30.9 31	21:15.5 32	25:38.5	+2:09.3	95.82
32	27	3120031	SUN Qinghai	CHN	1:57.8 10	12:20.7 21	21:08.4 31	25:40.2	+2:11.0	96.79
33	79	3150183	GRAF Jakob	CZE	2:05.0 52	12:34.1 34	21:22.9 36	25:43.4	+2:14.2	98.61
34	82	3422003	REISTAD Petter	NOR	1:59.9 20	12:27.8 29	21:25.2 37	25:45.3	+2:16.1	99.68
35	24	3690075	MARCHENKO Andriy	UKR	2:09.5 73	12:45.8=52	21:19.7 33	25:48.9	+2:19.7	101.73
35	41	3430166	LIGOCKI Mateusz	POL	2:00.4 22	12:37.8=39	21:26.0 38	25:48.9	+2:19.7	101.73
37	68	3510458	DU PASQUIER Arnaud	SUI	2:07.5 66	12:38.8 44	21:31.1 43	25:49.3	+2:20.1	101.95
38	36	3670047	RAKHIMBAYEV Almas	KAZ	2:06.3=58	12:36.2 36	21:20.5 34	25:49.7	+2:20.5	102.18
39	67	3150541	KORDAC Jacob	CZE	2:01.9=37	12:35.7 35	21:29.7 41	25:50.2	+2:21.0	102.47
40	64	3200435	OLEX Max	GER	2:00.9 29	12:40.0 47	21:36.3 49	25:55.2	+2:26.0	105.30
41	58	3150450	MAKA Daniel	CZE	2:00.7 27	12:37.8=39	21:33.7=46	25:55.4	+2:26.2	105.42
42	33	3780033	STROLIA Tautvydas	LTU	2:01.9=37	12:38.2 43	21:21.4 35	25:56.9	+2:27.7	106.27
43	19	3190401	GUIGONNET Loic	FRA	2:01.1=31	12:39.7=45	21:28.2 40	25:57.3	+2:28.1	106.50
44	14	3520046	DURSUN Hamza	TUR	2:05.7=55	12:48.8 56	21:34.4 48	25:58.5	+2:29.3	107.18
45	60	3670038	RAKHIMBAYEV Daulet	KAZ	2:06.3=58	12:39.7=45	21:33.7=46	25:58.7	+2:29.5	107.29
46	32	3422004	THORSTENSEN Erik Lippestad	NOR	1:56.1 =6	12:29.3 30	21:30.4 42	26:01.3	+2:32.1	108.77
47	6	3050128	BACHL Philipp	AUT	2:05.4 54	12:44.8 50	21:27.6 39	26:01.9	+2:32.7	109.11
48	62	3040101	BELLINGHAM Phillip	AUS	2:00.8 28	12:24.7 24	21:31.2 44	26:02.0	+2:32.8	109.16
49	43	3180318	KAUPPINEN Aki	FIN	2:10.5 76	12:52.1 57	21:38.2 50	26:02.3	+2:33.1	109.33
50	55	3510440	HAMMER Reto	SUI	2:00.6=24	12:45.8=52	21:40.3 52	26:03.4	+2:34.2	109.96
51	44	3670051	TKACHENKO Nikita	KAZ	1:59.8 19	12:38.0=41	21:33.3 45	26:04.7	+2:35.5	110.70
52	35	3660091	MARUHA Pavel	BLR	2:00.6=24	12:48.6 55	21:40.4 53	26:08.0	+2:38.8	112.57
53	40	3700070	MICHALOVSKY Rudolf	SVK	2:02.8=43	12:48.0 54	21:42.7 57	26:08.6	+2:39.4	112.91
54	85	3490145	ROJO Imanol	SPA	2:00.6=24	12:38.0=41	21:39.7 51	26:08.7	+2:39.5	112.97



Results

REVISED
5 FEB 14:11

Rank	Bib	FIS Code	Name	NSA Code	0.8km Time Rank	5.0km Time Rank	8.1km Time Rank	Finish Time	Behind	FIS Points
55	49	3510454	LINDEGGER Janis	SUI	2:01.1=31	12:45.5 51	21:42.0=55	26:10.5	+2:41.3	113.99
56	63	3320127	HWANG Junho	KOR	2:08.1 68	13:01.5 59	21:52.6 60	26:13.4	+2:44.2	115.64
57	18	3690090	MARCHYHAK Ivan	UKR	2:04.4 49	12:42.3 48	21:40.7 54	26:15.1	+2:45.9	116.60
58	53	3422027	ANTONSEN Vegard	NOR	1:59.1 16	12:43.5 49	21:42.0=55	26:19.1	+2:49.9	118.87
59	51	3200253	PFAB Johannes	GER	2:06.5 61	13:02.7 60	21:57.1 61	26:20.0	+2:50.8	119.38
60	1	3120050	ZHAO Dalong	CHN	2:05.7=55	13:00.0 58	21:48.4 58	26:21.4	+2:52.2	120.18
61	34	3700057	BRUNN David	SVK	2:10.9 78	13:12.7 68	22:02.8 62	26:22.5	+2:53.3	120.80
62	3	3290420	MOSCONI Pietro	ITA	2:06.4 60	13:03.3 62	21:52.2 59	26:31.6	+3:02.4	125.97
63	52	3320147	LEE Jaebong	KOR	2:09.4 72	13:10.1 63	22:07.4 63	26:35.7	+3:06.5	128.30
64	59	3515224	SPIESS Philipp	SUI	2:08.7 69	13:11.0 65	22:11.6 65	26:40.9	+3:11.7	131.25
65	23	3700069	POLACKO Michal	SVK	2:08.0 67	13:16.3 71	22:11.4 64	26:45.7	+3:16.5	133.97
66	25	3690065	YOLTUKHOVSKYY Oleg	UKR	2:01.6 35	13:03.2 61	22:15.4 66	26:46.0	+3:16.8	134.14
67	21	3200444	WEISHAEUPL Andreas	GER	2:09.6 74	13:11.3 67	22:18.9 67	26:49.6	+3:20.4	136.19
68	61	3040080	WATSON Callum	AUS	2:08.9 70	13:10.6 64	22:32.3 70	27:00.8	+3:31.6	142.54
69	10	3720011	BOLD Byambadorj	MGL	2:05.2 53	13:12.9 69	22:20.2 68	27:01.8	+3:32.6	143.11
70	46	3200642	ESCHER Toni	GER	2:14.4 82	13:18.2 72	22:25.9 69	27:04.9	+3:35.7	144.87
71	48	3320135	KIM Minuk	KOR	2:12.6 79	13:25.6 75	22:38.2 72	27:12.5	+3:43.3	149.19
72	26	3040098	BURSILL Jackson	AUS	2:02.7=41	13:11.1 66	22:36.2 71	27:15.9	+3:46.7	151.12
73	17	3780034	DRUSYS Jaunius	LTU	2:03.7 48	13:15.1 70	22:39.0 73	27:29.8	+4:00.6	159.01
74	28	3390148	JAAMA Mattis	EST	2:00.3 21	13:20.1 73	23:02.4 76	27:39.3	+4:10.1	164.40
75	38	3320144	LEE Hojin	KOR	2:16.0 85	13:38.7 78	22:59.5 74	27:41.0	+4:11.8	165.37
76	42	3320146	KIM Hyunwoo	KOR	2:10.7 77	13:36.7 77	23:03.7 77	27:45.6	+4:16.4	167.98
77	39	3390166	NASSAR Martin	EST	2:07.1=64	13:21.9 74	23:01.2 75	27:49.0	+4:19.8	169.91
78	20	3520052	ATES Savas	TUR	2:15.9 84	13:42.4 79	23:19.5 79	27:58.7	+4:29.5	175.41
79	4	3530661	HOUGH Nathaniel	USA	2:13.5 81	13:47.6 81	23:24.1 80	28:06.2	+4:37.0	179.67
80	16	3530798	TIMMONS William	USA	2:15.6 83	13:45.1 80	23:15.8 78	28:11.0	+4:41.8	182.40
81	15	3530707	BOCHANSKI Kyle	USA	2:06.8 62	13:32.4 76	23:24.2 81	28:16.6	+4:47.4	185.58
82	5	3720014	BATMUNKH Achbadrakh	MGL	2:17.1 87	13:59.6 83	23:33.7 82	28:19.8	+4:50.6	187.39
83	12	3422157	SOLBERG Petter Langaard	NOR	2:09.3 71	13:53.5 82	23:37.9 83	28:27.3	+4:58.1	191.65
84	13	3290374	BECCHIS Emanuele	ITA	2:16.2 86	14:14.4 86	24:03.9 85	28:46.6	+5:17.4	202.61
85	22	3390170	POLLUSTE Mart Kevin	EST	2:06.0 57	14:04.5 84	24:02.8 84	28:55.4	+5:26.2	207.60
86	9	3530706	RODGERS Patrick	USA	2:10.2 75	14:21.5 87	24:26.1 87	29:23.4	+5:54.2	223.50
87	2	3720013	BAASANSUREN Amarsanaa	MGL	2:13.3 80	14:14.1 85	24:15.4 86	29:45.9	+6:16.7	236.27
88	11	3530794	WISWELL Samuel	USA	2:22.5 88	14:30.7 88	24:34.9 88	29:47.5	+6:18.3	237.18
89	8	3530788	SOLVANG Sindre	USA	2:29.5 89	16:11.0 89	28:12.8 89	33:51.5	+10:22.3	375.70

Disqualified

7	3720012	OTGONDAVAA Gantulga	MGL	Article 2.1 FIS AD Rules
---	---------	---------------------	-----	--------------------------

Reason for disqualification:

Article 2.1 FIS AD Rules: Article 2.1 of the FIS Anti Doping Rules

Did Not Start

37	3510518	OTT Marcel	SUI
76	3150432	SRAIL Jan	CZE



Results

REVISED
5 FEB 14:11

Weather	Snow Condition	Temperatures		Competitors / Ctrys				
		Air	Snow	Entries	Ranked	DNS	DNF	DSQ
Cloudy	Packed	-4,0°C	-5,0°C	92/24	89/24	2/2	0/0	1/1

FIS Technical Delegate: VODRAZKA Jakub (CZE)	Race Secretary: JANCIK Matus (SVK)
--	--

LEGEND

= Equal sign indicates that two or more competitors share the same rank
 DNS Did Not Start
 DNF Did Not Finish
 DSQ Disqualified

BIB 7 OTGONDAVAA Gantulga (MGL) Disqualified doping offence - Article 2.1 FIS AD Rules

28 JAN 2015 / Štrbske Pleso (SVK) / 3150

Timing and Results provided by  **TISSOT**



Medallists

Medal	Name	Country
GOLD	FELLER Andrey	RUS - Russian Federation
SILVER	NIKOLAEV Artem	RUS - Russian Federation
BRONZE	GONTAR Valeriy	RUS - Russian Federation

LEGEND

Country Country Code



WINTER
UNIVERSIADE
ŠTRBSKÉ PLESO/OSRBLIE
NORDIC SKIING & BIATHLON
2015



RESULT BOOK

CROSS COUNTRY



Start List

REVISED
30 JAN 12:21

Jury Information		Course Information	
FIS Technical Delegate	VODRAZKA Jakub (CZE)	Name:	2.5 km C 2.5 km F
FISU Race Director	KIELPINSKA Zofia (POL)	Height Difference (HD):	41 m 25 m
FIS Assistant Technical Delegate	HECICO Emil (ROU)	Maximum Climb (MC):	36 m 25 m
Assistant TD Nat.	DURCO Peter (SVK)	Total Climb (TC):	106 m 78 m
Chief of Competition	SERFEL Michal (SVK)	Length of Lap:	2720 m 2407 m
		Number of Laps:	6 6

Number of Competitors: 60, Number of Countries: 15

Bib Leg	Country	Bib Colour/ Technique	Name	Start Row	Remarks
1	KAZ - KAZAKHSTAN			1	
1-1	r / C		MALYSHEV Alexandr		
1-2	g / C		VELICHKO Yevgeniy		
1-3	y / F		BONDARENKO Yevgeniy		
1-4	b / F		STAROSTIN Mark		
2	RUS - RUSSIAN FEDERATION			1	
2-1	r / C		FELLER Andrey		
2-2	g / C		NIKOLAEV Artem		
2-3	y / F		SHAKIRZIANOV Raul		
2-4	b / F		LARKOV Andrey		
3	JPN - JAPAN			1	
3-1	r / C		ISHIKAWA Kentaro		
3-2	g / C		MIYAZAWA Hiroyuki		
3-3	y / F		SATOU Tomoki		
3-4	b / F		UDA Takatsugu		
4	CZE - CZECH REPUBLIC			1	
4-1	r / C		KORDAC Jacob		
4-2	g / C		FELLNER Adam		
4-3	y / F		GRAF Jakub		
4-4	b / F		MAKA Daniel		
5	ITA - ITALY			1	
5-1	r / C		PANISI Gilberto		
5-2	g / C		MOSCONI Pietro		
5-3	y / F		GIOVINE Dario		
5-4	b / F		BECCHIS Emanuele		
6	NOR - NORWAY			2	
6-1	r / C		GRAV Jorgen		
6-2	g / C		THORSTENSEN Erik Lippestad		
6-3	y / F		ANTONSEN Vegard		
6-4	b / F		REISTAD Petter		
7	UKR - UKRAINE			2	
7-1	r / C		KRASOVSKYI Oleksii		
7-2	g / C		YAREMENKO Kostyantyn		
7-3	y / F		YOLTUKHOVSKYY Oleg		
7-4	b / F		PEREKHODA Ruslan		
8	SVK - SLOVAKIA			2	
8-1	r / C		SEGEC Andrej		
8-2	g / C		URGELA Erik		
8-3	y / F		MICHALOVSKY Rudolf		
8-4	b / F		BRUNN David		



Start List

REVISED
30 JAN 12:21

Bib Leg	Country	Bib Colour/ Technique	Name	Start Row	Remarks
9 GER - GERMANY				2	
9-1		r / C	OLEX Max		
9-2		g / C	PFAB Johannes		
9-3		y / F	WEISHAEUPL Andreas		
9-4		b / F	ESCHER Toni		
10 FRA - FRANCE				2	
10-1		r / C	JEANNEROD Alexis		
10-2		g / C	HAMOUMRAOUI Bertrand		
10-3		y / F	GUIGONNET Loic		
10-4		b / F	CHANAVAT Lucas		
11 SUI - SWITZERLAND				3	
11-1		r / C	DU PASQUIER Arnaud		
11-2		g / C	LINDEGGER Janis		
11-3		y / F	SPIESS Philipp		
11-4		b / F	HAMMER Reto		
12 KOR - REPUBLIC OF KOREA				3	
12-1		r / C	HA Taebok		
12-2		g / C	LEE Jaebong		
12-3		y / F	KIM Eunho		
12-4		b / F	CHO Yongjin		
13 MGL - MONGOLIA				3	
13-1		r / C	OTGONDAVAA Gantulga		
13-2		g / C	BATMUNKH Achbadrakh		
13-3		y / F	BOLD Byambadorj		
13-4		b / F	BAASANSUREN Amarsanaa		
14 USA - UNITED STATES OF AMERICA				3	
14-1		r / C	HOUGH Nathaniel		
14-2		g / C	VIGNAROLI Taylor		
14-3		y / F	RODGERS Patrick		
14-4		b / F	NOREN Benjamin		
15 POL - POLAND				3	
15-1		r / C	ANTOLEC Jan		
15-2		g / C	SUCHWALKO Wojciech		
15-3		y / F	STAREGA Maciej		
15-4		b / F	LIGOCKI Mateusz		

LEGEND

b Blue C Classic F Free
r Red y Yellow g Green

revised course information

30 JAN 2015 / Strbske Pleso (SVK) / 3152

Timing and Results provided by  TISSOT



FRI 30 JAN 2015

Start Time 12:00 / End Time 13:41

Results

Jury Information				Course Information					
FIS Technical Delegate	VODRAZKA Jakub (CZE)			Name:	2.5 km C	2.5 km F			
FISU Race Director	KIELPINSKA Zofia (POL)			Height Difference (HD):	41 m	25 m			
FIS Assistant Technical Delegate	HECICO Emil (ROU)			Maximum Climb (MC):	36 m	25 m			
Assistant TD Nat.	DURCO Peter (SVK)			Total Climb (TC):	106 m	78 m			
Chief of Competition	SERFEL Michal (SVK)			Length of Lap:	2720 m	2407 m			
				Number of Laps:	6	6			

Rank	Bib Leg	Country Bib Colour/ Technique	Name	Leg Time	Leg Rank	Leg Behind	Team Time	Team Rank	Behind
1	2	RUS - RUSSIAN FEDERATION					1:22:49.0		0.0
	2-1	r / C	FELLER Andrey	22:54.8	1	0.0	22:54.8	1	0.0
	2-2	g / C	NIKOLAEV Artem	22:38.5	1	0.0	45:33.3	1	0.0
	2-3	y / F	SHAKIRZIANOV Raul	18:38.3	1	0.0	1:04:11.6	1	0.0
	2-4	b / F	LARKOV Andrey	18:37.4	2	+15.9	1:22:49.0	1	0.0
2	1	KAZ - KAZAKHSTAN					1:24:42.7		+1:53.7
	1-1	r / C	MALYSHEV Alexandr	23:52.1	6	+57.3	23:52.1	6	+57.3
	1-2	g / C	VELICHKO Yevgeniy	22:50.1	2	+11.6	46:42.2	2	+1:08.9
	1-3	y / F	BONDARENKO Yevgeniy	19:14.8	4	+36.5	1:05:57.0	2	+1:45.4
	1-4	b / F	STAROSTIN Mark	18:45.7	3	+24.2	1:24:42.7	2	+1:53.7
PF 3	4	CZE - CZECH REPUBLIC					1:25:46.0		+2:57.0
	4-1	r / C	KORDAC Jacob	23:39.5	3	+44.7	23:39.5	3	+44.7
	4-2	g / C	FELLNER Adam	24:04.7	6	+1:26.2	47:44.2	5	+2:10.9
	4-3	y / F	GRAF Jakub	18:51.4	2	+13.1	1:06:35.6	4	+2:24.0
	4-4	b / F	MAKA Daniel	19:10.4	4	+48.9	1:25:46.0	3	+2:57.0
PF 4	10	FRA - FRANCE					1:25:46.1		+2:57.1
	10-1	r / C	JEANNEROD Alexis	23:34.9	2	+40.1	23:34.9	2	+40.1
	10-2	g / C	HAMOUMRAOUI Bertrand	23:44.3	4	+1:05.8	47:19.2	3	+1:45.9
	10-3	y / F	GUIGONNET Loic	19:15.4	5	+37.1	1:06:34.6	3	+2:23.0
	10-4	b / F	CHANAVAT Lucas	19:11.5	6	+50.0	1:25:46.1	4	+2:57.1
5	3	JPN - JAPAN					1:26:16.6		+3:27.6
	3-1	r / C	ISHIKAWA Kentaro	25:32.7	11	+2:37.9	25:32.7	11	+2:37.9
	3-2	g / C	MIYAZAWA Hiroyuki	22:57.2	3	+18.7	48:29.9	7	+2:56.6
	3-3	y / F	SATOU Tomoki	19:25.2	6	+46.9	1:07:55.1	5	+3:43.5
	3-4	b / F	UDA Takatsugu	18:21.5	1	0.0	1:26:16.6	5	+3:27.6
6	7	UKR - UKRAINE					1:27:41.5		+4:52.5
	7-1	r / C	KRASOVSKYI Oleksii	23:41.7	4	+46.9	23:41.7	4	+46.9
	7-2	g / C	YAREMENKO Kostyantyn	23:58.7	5	+1:20.2	47:40.4	4	+2:07.1
	7-3	y / F	YOLTUKHOVSKYY Oleg	20:26.0	10	+1:47.7	1:08:06.4	6	+3:54.8
	7-4	b / F	PEREKHODA Ruslan	19:35.1	10	+1:13.6	1:27:41.5	6	+4:52.5
7	6	NOR - NORWAY					1:28:19.5		+5:30.5
	6-1	r / C	GRAV Jorgen	23:44.7	5	+49.9	23:44.7	5	+49.9
	6-2	g / C	THORSTENSEN Erik Lippestad	24:20.2	7	+1:41.7	48:04.9	6	+2:31.6
	6-3	y / F	ANTONSEN Vegard	20:46.1	11	+2:07.8	1:08:51.0	7	+4:39.4
	6-4	b / F	REISTAD Petter	19:28.5	9	+1:07.0	1:28:19.5	7	+5:30.5
8	15	POL - POLAND					1:29:22.3		+6:33.3
	15-1	r / C	ANTOLEC Jan	24:47.5	7	+1:52.7	24:47.5	7	+1:52.7
	15-2	g / C	SUCHWALKO Wojciech	26:17.7	13	+3:39.2	51:05.2	12	+5:31.9
	15-3	y / F	STAREGA Maciej	19:06.1	3	+27.8	1:10:11.3	10	+5:59.7
	15-4	b / F	LIGOCKI Mateusz	19:11.0	5	+49.5	1:29:22.3	8	+6:33.3



Results

Rank	Bib Leg	Country Bib Colour/ Technique	Name	Leg Time	Leg Rank	Leg Behind	Team Time	Team Rank	Behind
9	9	GER - GERMANY					1:29:24.6		+6:35.6
	9-1	r / C	OLEX Max	25:04.0	10	+2:09.2	25:04.0	10	+2:09.2
	9-2	g / C	PFAB Johannes	25:34.7	11	+2:56.2	50:38.7	11	+5:05.4
	9-3	y / F	WEISHAEUPL Andreas	19:31.6	7	+53.3	1:10:10.3	9	+5:58.7
	9-4	b / F	ESCHER Toni	19:14.3	7	+52.8	1:29:24.6	9	+6:35.6
10	8	SVK - SLOVAKIA					1:29:53.0		+7:04.0
	8-1	r / C	SEGEC Andrej	24:51.1	8	+1:56.3	24:51.1	8	+1:56.3
	8-2	g / C	URGELA Erik	24:35.4	9	+1:56.9	49:26.5	8	+3:53.2
	8-3	y / F	MICHALOVSKY Rudolf	19:58.8	8	+1:20.5	1:09:25.3	8	+5:13.7
	8-4	b / F	BRUNN David	20:27.7	11	+2:06.2	1:29:53.0	10	+7:04.0
11	11	SUI - SWITZERLAND					1:30:09.1		+7:20.1
	11-1	r / C	DU PASQUIER Arnaud	25:43.7	12	+2:48.9	25:43.7	12	+2:48.9
	11-2	g / C	LINDEGGER Janis	24:34.8	8	+1:56.3	50:18.5	10	+4:45.2
	11-3	y / F	SPIESS Philipp	20:23.5	9	+1:45.2	1:10:42.0	11	+6:30.4
	11-4	b / F	HAMMER Reto	19:27.1	8	+1:05.6	1:30:09.1	11	+7:20.1
12	5	ITA - ITALY					1:32:05.9		+9:16.9
	5-1	r / C	PANISI Gilberto	25:03.0	9	+2:08.2	25:03.0	9	+2:08.2
	5-2	g / C	MOSCONI Pietro	24:45.8	10	+2:07.3	49:48.8	9	+4:15.5
	5-3	y / F	GIOVINE Dario	21:07.2	12	+2:28.9	1:10:56.0	12	+6:44.4
	5-4	b / F	BECCHIS Emanuele	21:09.9	13	+2:48.4	1:32:05.9	12	+9:16.9
13	12	KOR - REPUBLIC OF KOREA					1:35:15.7		+12:26.7
	12-1	r / C	HA Taebok	26:55.7	13	+4:00.9	26:55.7	13	+4:00.9
	12-2	g / C	LEE Jaebong	26:22.9	14	+3:44.4	53:18.6	13	+7:45.3
	12-3	y / F	KIM Eunho	21:14.7	13	+2:36.4	1:14:33.3	13	+10:21.7
	12-4	b / F	CHO Yongjin	20:42.4	12	+2:20.9	1:35:15.7	13	+12:26.7
14	13	MGL - MONGOLIA					1:41:29.4		+18:40.4
	13-1	r / C	OTGONDAVAA Gantulga	28:02.1	15	+5:07.3	28:02.1	15	+5:07.3
	13-2	g / C	BATMUNKH Achbadrakh	25:52.2	12	+3:13.7	53:54.3	14	+8:21.0
	13-3	y / F	BOLD Byambadorj	23:06.3	14	+4:28.0	1:17:00.6	14	+12:49.0
	13-4	b / F	BAASANSUREN Amarsanaa	24:28.8	14	+6:07.3	1:41:29.4	14	+18:40.4
15	14	USA - UNITED STATES OF AMERICA					LAP		
	14-1	r / C	HOUGH Nathaniel	27:55.8	14	+5:01.0	27:55.8	14	+5:01.0
	14-2	g / C	VIGNAROLI Taylor	29:47.3	15	+7:08.8	57:43.1	15	+12:09.8
	14-3	y / F	RODGERS Patrick				LAP	15	
	14-4	b / F	NOREN Benjamin						



FRI 30 JAN 2015

Start Time 12:00 / End Time 13:41

Results

Weather	Snow Condition	Temperatures		Competitors / Ctrys					
		Air	Snow	Entries	Ranked	DNS	DNF	DSQ	LAP
Snow	Packed	-2,0°C	-3,0°C	60/15	60/15	0/0	0/0	0/0	4/1

FIS Technical Delegate:

Race Secretary:

VODRAZKA Jakub (CZE)

JANCIK Matus (SVK)

LEGEND

b	Blue	C	Classic	F	Free	DNF	Did Not Finish	DNS	Did Not Start
DSQ	Disqualified	y	Yellow	g	Green	LAP	Lapped	PF	Photo Finish
r	Red								



Medallists

Medal	Country	Name
GOLD	RUS - Russian Federation	FELLER Andrey NIKOLAEV Artem SHAKIRZIANOV Raul LARKOV Andrey
SILVER	KAZ - Kazakhstan	MALYSHEV Alexandr VELICHKO Yevgeniy BONDARENKO Yevgeniy STAROSTIN Mark
BRONZE	CZE - Czech Republic	KORDAC Jacob FELLNER Adam GRAF Jakub MAKA Daniel



WINTER
UNIVERSIADE
ŠTRBSKÉ PLESO/OSRBLIE
NORDIC SKIING & BIATHLON
2015



RESULT BOOK

CROSS COUNTRY



SUN 1 FEB 2015

Start Time 10:00

Start List

Jury Information		Course Information	
FIS Technical Delegate	VODRAZKA Jakub (CZE)	Name:	3.75 km
FISU Race Director	KIELPINSKA Zofia (POL)	Height Difference (HD):	41 m
FIS Assistant Technical Delegate	HECICO Emil (ROU)	Maximum Climb (MC):	36 m
Assistant TD Nat.	DURCO Peter (SVK)	Total Climb (TC):	133 m
Chief of Competition	SERFEL Michal (SVK)	Length of Lap:	3713m
		Number of Laps:	8

Number of Competitors: 69, Number of Countries: 23

Bib	FIS Code	Name	Country Code	FIS Points	Remarks
1	3481132	LARKOV Andrey	RUS	12.33	
2	3480669	SHAKIRZIANOV Raul	RUS	20.95	
3	3480438	FELLER Andrey	RUS	31.06	
4	3481507	NIKOLAEV Artem	RUS	32.08	
5	3480928	VALIAKHMETOV Ravil	RUS	39.90	
6	3300373	MIYAZAWA Hiroyuki	JPN	40.03	
7	3190229	JEANNEROD Alexis	FRA	40.44	
8	3490145	ROJO Imanol	ESP	40.94	
9	3670022	VELICHKO Yevgeniy	KAZ	42.74	
10	3300422	UDA Takatsugu	JPN	46.99	
11	3422003	REISTAD Petter	NOR	48.43	
12	3482131	GONTAR Valeriy	RUS	49.33	
13	3150183	GRAF Jakub	CZE	53.06	
14	3050155	STADLOBER Luis	AUT	63.63	
15	3050121	HERBURGER Aurelius	AUT	64.75	
16	3300362	ISHIKAWA Kentaro	JPN	65.84	
17	3300374	SATOU Tomoki	JPN	68.63	
18	3150519	FELLNER Adam	CZE	69.11	
19	3510458	DU PASQUIER Arnaud	SUI	71.75	
20	3150541	KORDAC Jacob	CZE	73.18	
21	3190313	HAMOUMRAOUI Bertrand	FRA	76.95	
22	3040101	BELLINGHAM Phillip	AUS	85.14	
23	3040080	WATSON Callum	AUS	85.70	
24	3670038	RAKHIMBAYEV Daulet	KAZ	89.24	
25	3150450	MAKA Daniel	CZE	89.57	
26	3690030	PEREKHODA Ruslan	UKR	95.41	
27	3510440	HAMMER Reto	SUI	95.67	
28	3670046	BONDARENKO Yevgeniy	KAZ	98.10	
29	3422027	ANTONSEN Vegard	NOR	99.58	
30	3200253	PFAB Johannes	GER	101.55	
31	3510454	LINDEGGER Janis	SUI	104.11	
32	3780027	JAKELIUNAS Lukas	LTU	104.40	
33	3430152	DZIADKOWIEC-MICHON Mariusz	POL	115.88	
34	3200642	ESCHER Toni	GER	116.65	
35	3290476	PANISI Gilberto	ITA	116.72	
36	3670051	TKACHENKO Nikita	KAZ	119.15	
37	3180318	KAUPPINEN Aki	FIN	119.44	
38	3700070	MICHALOVSKY Rudolf	SVK	122.20	
39	3510518	OTT Marcel	SUI	128.41	
40	3670047	RAKHIMBAYEV Almas	KAZ	133.34	
41	3660091	MARUHA Pavel	BLR	133.62	
42	3780033	STROLIA Tautvydas	LTU	136.86	
43	3430223	SUCHWALKO Wojciech	POL	137.38	
44	3422004	THORSTENSEN Erik Lippestad	NOR	137.85	
45	3120063	SHANG Jincai	CHN	146.12	
46	3690069	YAREMENKO Kostyantyn	UKR	147.24	
47	3700075	URGELA Erik	SVK	153.57	
48	3120031	SUN Qinghai	CHN	159.26	
49	3040098	BURSILL Jackson	AUS	160.97	
50	3690065	YOLTUKHOVSKYY Oleg	UKR	163.74	
51	3690075	MARCHENKO Andriy	UKR	165.28	
52	3700069	POLACKO Michal	SVK	169.49	
53	3200444	WEISHAEUPL Andreas	GER	181.55	
54	3520052	ATES Savas	TUR	187.96	
55	3190401	GUIGONNET Loic	FRA	191.54	
56	3530798	TIMMONS William	USA	213.37	



Start List

Bib	FIS Code	Name	Country Code	FIS Points	Remarks
57	3520046	DURSUN Hamza	TUR	239.99	
58	3290374	BECCHIS Emanuele	ITA	250.19	
59	3422157	SOLBERG Petter Langaard	NOR	264.67	
60	3530794	WISWELL Samuel	USA	278.58	
61	3720011	BOLD Byambadorj	MGL	290.89	
62	3050128	BACHL Philipp	AUT		
63	3290319	GIOVINE Dario	ITA		
64	3120050	ZHAO Dalong	CHN		
65	3290420	MOSCONI Pietro	ITA		
66	3720012	OTGONDAVAA Gantulga	MGL		
67	3100374	GIRARD Evan Brian Paul	CAN		
68	3720013	BAASANSUREN Amarsanaa	MGL		
69	3720014	BATMUNKH Achbadrakh	MGL		



Results

REVISED
5 FEB 14:07

Jury Information				Course Information			
FIS Technical Delegate	VODRAZKA Jakub (CZE)			Name:	3.75 km		
FISU Race Director	KIELPINSKA Zofia (POL)			Height Difference (HD):	41 m		
FIS Assistant Technical Delegate	HECICO Emil (ROU)			Maximum Climb (MC):	36 m		
Assistant TD Nat.	DURCO Peter (SVK)			Total Climb (TC):	133 m		
Chief of Competition	SERFEL Michal (SVK)			Length of Lap:	3713m		
				Number of Laps:	8		

Rank	Bib	FIS Code	Name	NSA Code	7.5km Time Rank	15.0km Time Rank	22.5km Time Rank	Finish Time	Behind	FIS Points
1	1	3481132	LARKOV Andrey	RUS	18:25.2 14	38:01.2 6	57:35.0 5	1:16:20.1	0.0	17.16
2	2	3480669	SHAKIRZIANOV Raul	RUS	18:22.7 12	38:03.3 10	57:36.5 8	1:16:20.7	+0.6	17.34
3	4	3481507	NIKOLAEV Artem	RUS	18:21.2 9	38:00.5 5	57:34.3 4	1:16:21.7	+1.6	17.65
4	5	3480928	VALIAKHMETOV Ravil	RUS	18:21.7 10	38:02.7 9	57:35.5 6	1:16:21.8	+1.7	17.68
5	3	3480438	FELLER Andrey	RUS	18:20.1 7	38:03.9 11	57:37.0 9	1:16:29.2	+9.1	19.94
6	10	3300422	UDA Takatsugu	JPN	18:32.3 22	38:02.3 8	57:36.0 7	1:16:33.2	+13.1	21.16
7	7	3190229	JEANNEROD Alexis	FRA	18:16.9 2	37:58.5 2	57:33.0 1	1:16:36.0	+15.9	22.02
8	28	3670046	BONDARENKO Yevgeniy	KAZ	18:22.2 11	37:59.0 3	57:37.4 10	1:16:45.4	+25.3	24.89
9	12	3482131	GONTAR Valeriy	RUS	18:17.9 3	37:59.5 4	57:33.9 3	1:16:46.0	+25.9	25.08
10	13	3150183	GRAF Jakub	CZE	18:16.3 1	37:58.0 1	57:33.5 2	1:16:58.1	+38.0	28.78
11	17	3300374	SATOU Tomoki	JPN	18:30.0 18	38:01.6 7	57:38.3 11	1:17:18.7	+58.6	35.07
12	9	3670022	VELICHKO Yevgeniy	KAZ	18:26.4 16	38:04.6 12	57:40.0 12	1:18:16.9	+1:56.8	52.86
13	8	3490145	ROJO Imanol	SPA	18:19.4 6	38:05.1 13	57:41.9 13	1:18:25.8	+2:05.7	55.58
14	18	3150519	FELLNER Adam	CZE	18:20.7 8	38:06.6 15	58:01.4 14	1:18:57.3	+2:37.2	65.21
15	55	3190401	GUIGONNET Loic	FRA	18:18.8 5	38:05.5 14	58:30.6 15	1:19:42.6	+3:22.5	79.06
16	26	3690030	PEREKHODA Ruslan	UKR	18:26.9 17	39:06.4 20	1:00:05.9 18	1:20:23.4	+4:03.3	91.53
17	19	3510458	DU PASQUIER Arnaud	SUI	18:23.6 13	39:06.0 19	1:00:06.7 20	1:20:24.3	+4:04.2	91.80
18	32	3780027	JAKELIUNAS Lukas	LTU	18:33.1 23	39:05.0 17	1:00:05.0 16	1:20:27.5	+4:07.4	92.78
19	34	3200642	ESCHER Toni	GER	18:42.2 27	39:07.5 22	1:00:06.3 19	1:20:28.1	+4:08.0	92.97
20	27	3510440	HAMMER Reto	SUI	18:31.0 19	39:05.5 18	1:00:05.5 17	1:20:44.1	+4:24.0	97.86
21	14	3050155	STADLOBER Luis	AUT	18:25.7 15	39:06.9 21	1:00:07.4 23	1:20:45.4	+4:25.3	98.25
22	11	3422003	REISTAD Petter	NOR	18:45.9 31	39:26.8 27	1:00:14.4 26	1:20:46.2	+4:26.1	98.50
23	35	3290476	PANISI Gilberto	ITA	18:38.5 26	39:25.5 25	1:00:07.2 22	1:20:51.5	+4:31.4	100.12
24	23	3040080	WATSON Callum	AUS	18:31.5 20	39:27.2 28	1:00:06.8 21	1:21:14.6	+4:54.5	107.18
25	36	3670051	TKACHENKO Nikita	KAZ	18:44.4 28	39:24.6 23	1:00:20.0 27	1:21:24.1	+5:04.0	110.08
26	46	3690069	YAREMENKO Kostyantyn	UKR	18:48.7 34	39:26.2 26	1:00:08.1 24	1:21:24.7	+5:04.6	110.27
27	24	3670038	RAKHIMBAYEV Daulet	KAZ	18:36.2 24	39:31.0 29	1:00:22.6 28	1:21:40.7	+5:20.6	115.16
28	30	3200253	PFAB Johannes	GER	18:36.8 25	39:25.0 24	1:00:13.8 25	1:21:55.1	+5:35.0	119.56
29	50	3690065	YOLTKHOVSKYY Oleg	UKR	18:57.3 39	40:18.5 36	1:01:10.7 30	1:22:17.9	+5:57.8	126.53
30	40	3670047	RAKHIMBAYEV Almas	KAZ	18:56.3 38	40:05.9 33	1:01:21.5 31	1:22:51.4	+6:31.3	136.77
31	21	3190313	HAMOUMRAOUI Bertrand	FRA	18:18.3 4	38:08.0 16	1:00:28.3 29	1:23:16.7	+6:56.6	144.50
32	47	3700075	URGELA Erik	SVK	19:05.3 40	40:19.1 37	1:01:52.9 35	1:23:17.2	+6:57.1	144.66
33	53	3200444	WEISHAEUPL Andreas	GER	18:47.0 33	40:06.4 34	1:01:22.8 33	1:23:21.9	+7:01.8	146.09
34	64	3120050	ZHAO Dalong	CHN	18:45.3 30	39:55.7 32	1:01:22.0 32	1:23:23.0	+7:02.9	146.43
35	15	3050121	HERBURGER Aurelius	AUT	18:31.9 21	39:31.5 30	1:01:51.6 34	1:23:56.9	+7:36.8	156.79
36	38	3700070	MICHALOVSKY Rudolf	SVK	19:38.0 48	41:23.5 45	1:03:08.2 42	1:24:28.5	+8:08.4	166.45
37	57	3520046	DURSUN Hamza	TUR	18:53.1 36	39:55.1 31	1:02:23.7 36	1:24:41.9	+8:21.8	170.55
38	51	3690075	MARCHENKO Andriy	UKR	19:08.2 43	40:19.9 38	1:02:35.3 38	1:24:59.8	+8:39.7	176.02
39	42	3780033	STROLIA Tautvydas	LTU	19:09.8 46	40:22.3 39	1:02:24.6 37	1:25:00.7	+8:40.6	176.29
40	16	3300362	ISHIKAWA Kentaro	JPN	18:44.8 29	40:39.9 41	1:02:48.7 39	1:25:07.1	+8:47.0	178.25
41	65	3290420	MOSCONI Pietro	ITA	19:09.1 45	40:28.4 40	1:02:49.3 40	1:25:19.0	+8:58.9	181.89
42	20	3150541	KORDAC Jacob	CZE	18:46.5 32	40:40.3 42	1:03:09.7 43	1:25:46.6	+9:26.5	190.32
43	31	3510454	LINDEGGER Janis	SUI	18:49.8 35	41:07.2 44	1:03:48.0 45	1:26:01.2	+9:41.1	194.78
44	41	3660091	MARUHA Pavel	BLR	19:07.4 42	40:46.0 43	1:03:29.1 44	1:26:12.1	+9:52.0	198.12
45	37	3180318	KAUPPINEN Aki	FIN	19:40.0 49	41:56.8 47	1:04:43.1 47	1:26:40.1	+10:20.0	206.68
46	45	3120063	SHANG Jincai	CHN	19:08.7 44	40:18.0 35	1:03:05.4 41	1:28:16.2	+11:56.1	236.05
47	33	3430152	DZIADKOWIEC-MICHON Mariusz	POL	18:54.1 37	41:33.6 46	1:04:39.7 46	1:28:24.7	+12:04.6	238.65
48	29	3422027	ANTONSEN Vegard	NOR	19:25.6 47	42:31.5 48	1:05:57.9 48	1:28:43.2	+12:23.1	244.30
49	61	3720011	BOLD Byambadorj	MGL	20:06.3 52	43:01.1 49	1:06:13.8 51	1:29:14.9	+12:54.8	253.99
50	39	3510518	OTT Marcel	SUI	20:12.9 54	43:07.2 51	1:06:11.2 50	1:29:28.7	+13:08.6	258.21
51	49	3040098	BURSILL Jackson	AUS	20:11.9 53	43:06.2 50	1:06:10.6 49	1:29:46.3	+13:26.2	263.59
52	58	3290374	BECCHIS Emanuele	ITA	20:53.2 56	43:51.0 53	1:07:17.0 52	1:31:10.5	+14:50.4	289.33
53	60	3530794	WISWELL Samuel	USA	20:58.6 59	43:51.8 54	1:07:34.6 53	1:31:55.4	+15:35.3	303.05
54	56	3530798	TIMMONS William	USA	20:57.7 58	44:30.2 56	1:07:57.9 54	1:32:18.6	+15:58.5	310.14



Results

REVISED
5 FEB 14:07

Rank	Bib	FIS Code	Name	NSA Code	7.5km Time Rank	15.0km Time Rank	22.5km Time Rank	Finish Time	Behind	FIS Points
55	69	3720014	BATMUNKH Achbadrakh	MGL	20:55.6 57	44:27.7 55	1:08:02.4 55	1:32:46.7	+16:26.6	318.73
56	59	3422157	SOLBERG Petter Langaard	NOR	21:02.3 60	45:50.9 57	1:10:27.5 56	1:35:19.5	+18:59.4	365.44
57	68	3720013	BAASANSUREN Amarsanaa	MGL	21:29.2 61	46:57.5 58	1:12:25.1 57	1:38:43.8	+22:23.7	427.89
58	67	3100374	GIRARD Evan Brian Paul	CAN	22:56.9 62	49:23.0 59	1:15:56.1 58	1:41:44.9	+25:24.8	483.25

Disqualified

66	3720012	OTGONDAVAA Gantulga	MGL	Article 2.1 FIS AD Rules
----	---------	---------------------	-----	--------------------------

Reason for disqualification:

Article 2.1 FIS AD Rules: Article 2.1 of the FIS Anit Doping Rules

Did Not Finish

22	3040101	BELLINGHAM Phillip	AUS	19:05.9 41	
43	3430223	SUCHWALKO Wojciech	POL	20:27.0 55	43:47.9 52
44	3422004	THORSTENSEN Erik Lippestad	NOR		
52	3700069	POLACKO Michal	SVK		
54	3520052	ATES Savas	TUR	19:42.8 50	
63	3290319	GIOVINE Dario	ITA	19:43.6 51	

Did Not Start

6	3300373	MIYAZAWA Hiroyuki	JPN	
25	3150450	MAKA Daniel	CZE	
48	3120031	SUN Qinghai	CHN	
62	3050128	BACHL Philipp	AUT	

Weather	Snow Condition	Temperatures		Competitors / Ctrys					
		Air	Snow	Entries	Ranked	DNS	DNF	DSQ	LAP
Sunny	Packed	-3,0°C	-5,0°C	69/23	58/23	4/4	6/6	1/1	0/0

FIS Technical Delegate:

Race Secretary:

VODRAZKA Jakub (CZE)

JANCIK Matus (SVK)

LEGEND

DNF Did Not Finish DNS Did Not Start DSQ Disqualified LAP Lapped

BIB 66 OTGONDAVAA Gantulga (MGL) Disqualified doping offence - Article 2.1 FIS AD Rules

1 FEB 2015 / Štrbske Pleso (SVK) / 3154

Timing and Results provided by  **TISSOT**

_73E 1.1

Report Created FRI 5 FEB 2016 14:07

Page 2/2



Medallists

Medal	Name	Country
GOLD	LARKOV Andrey	RUS - Russian Federation
SILVER	SHAKIRZIANOV Raul	RUS - Russian Federation
BRONZE	NIKOLAEV Artem	RUS - Russian Federation



WINTER
UNIVERSIADE
ŠTRBSKÉ PLESO/OSRBLIE
NORDIC SKIING & BIATHLON
2015



RESULT BOOK

CROSS COUNTRY



MON 26 JAN 2015

Start Time 12:30 / End Time 12:51

Results

Jury Information				Course Information			
FIS Technical Delegate	VODRAZKA Jakub (CZE)			Name:	Sprint		
FISU Race Director	KIELPINSKA Zofia (POL)			Height Difference (HD):	22 m		
FIS Assistant Technical Delegate	HECICO Emil (ROU)			Maximum Climb (MC):	17 m		
Assistant TD Nat.	DURCO Peter (SVK)			Total Climb (TC):	42 m		
Chief of Competition	SERFEL Michal (SVK)			Length of Lap:	1400 m		
				Number of Laps:	6		

Final

Rank	Bib Leg	Country Name	Exchange 1/2				Exchange 3/4				Exchange 5/Finish		Time	Behind
			Change		Round		Change		Round		Change	Round		
1	1	RUS - RUSSIAN FEDERATION I											19:56.98	0.00
	1-1	GAFAROV Anton	3:03.54	2	3:03.54	2	9:40.53	2	3:03.47	2	16:23.58	1	3:05.26	2
	1-2	NIKOLAEVA Svetlana	6:37.06	1	3:33.52	5	13:18.32	2	3:37.79	5	19:56.98	1	3:33.40	1
2	17	RUS - RUSSIAN FEDERATION II											20:00.84	+3.86
	17-1	SHAKIRZIANOV Raul	3:04.50	5	3:04.50	5	9:41.72	4	3:04.35	4	16:26.80	3	3:08.99	4
	17-2	POVOLIAEVA Anna	6:37.37	2	3:32.87	2	13:17.81	1	3:36.09	2	20:00.84	2	3:34.04	2
3	19	CZE - CZECH REPUBLIC II											20:01.76	+4.78
	19-1	SRAIL Jan	3:04.35	4	3:04.35	4	9:41.27	3	3:03.58	3	16:23.88	2	3:04.65	1
	19-2	GROHOVA Karolina	6:37.69	3	3:33.34	4	13:19.23	3	3:37.96	6	20:01.76	3	3:37.88	4
4	4	FIN - FINLAND I											20:17.28	+20.30
	4-1	NIKANDER Aku	3:05.73	9	3:05.73	9	9:45.98	6	3:07.28	7	16:37.97	5	3:16.97	9
	4-2	NURMI Leena	6:38.70	6	3:32.97	3	13:21.00	4	3:35.02	1	20:17.28	4	3:39.31	6
5	5	KAZ - KAZAKHSTAN II											20:20.74	+23.76
	5-1	RAGOZIN Roman	3:05.46	8	3:05.46	8	9:44.52	5	3:06.37	6	16:37.19	4	3:15.45	7
	5-2	SLONOVA Anastasiya	6:38.15	5	3:32.69	1	13:21.74	5	3:37.22	4	20:20.74	5	3:43.55	7
6	22	CZE - CZECH REPUBLIC I											20:24.51	+27.53
	22-1	MAKA Daniel	3:06.32	10	3:06.32	10	9:53.82	9	3:11.07	10	16:47.64	8	3:16.82	8
	22-2	SCHUETZOVA Sandra	6:42.75	7	3:36.43	7	13:30.82	6	3:37.00	3	20:24.51	6	3:36.87	3
7	24	KAZ - KAZAKHSTAN I											20:25.05	+28.07
	24-1	MALYSHEV Alexandr	3:05.12	7	3:05.12	7	9:51.60	8	3:07.71	8	16:47.16	7	3:12.77	6
	24-2	STOYAN Anna	6:43.89	8	3:38.77	8	13:34.39	7	3:42.79	7	20:25.05	7	3:37.89	5
8	18	FRA - FRANCE I											20:34.93	+37.95
	18-1	JEANNEROD Alexis	3:04.63	6	3:04.63	6	9:51.16	7	3:05.16	5	16:47.04	6	3:09.76	5
	18-2	BUILLET Marion	6:46.00	9	3:41.37	9	13:37.28	8	3:46.12	8	20:34.93	8	3:47.89	8
9	6	POL - POLAND I											20:42.28	+45.30
	6-1	STAREGA Maciej	3:03.13	1	3:03.13	1	9:40.09	1	3:02.08	1	16:47.80	9	3:06.19	3
	6-2	MARCISZ Marcela	6:38.01	4	3:34.88	6	13:41.61	9	4:01.52	9	20:42.28	9	3:54.48	9
10	2	JPN - JAPAN I											21:30.70	+1:33.72
	2-1	MIYAZAWA Hiroyuki	3:04.00	3	3:04.00	3	10:02.18	10	3:09.71	9	17:24.56	10	3:20.28	10
	2-2	TAKIZAWA Kozue	6:52.47	10	3:48.47	10	14:04.28	10	4:02.10	10	21:30.70	10	4:06.14	10



MON 26 JAN 2015

Start Time 12:30 / End Time 12:51

Results

Semifinals

Rank	Bib Leg	Country Name	Exchange 1/2				Exchange 3/4				Time		Behind	
			Change		Round		Change		Round		Change		Round	
11	11	SVK - SLOVAKIA I	Semifinal A Rank: 6								20:30.82		+36.65	
	11-1	SEGEC Andrej	3:06.53	7	3:06.53	7	9:54.98	7	3:05.69	5	16:45.38	6	3:06.22	2
	11-2	KLEMENTOVA Barbora	6:49.29	7	3:42.76	8	13:39.16	7	3:44.18	5	20:30.82	6	3:45.44	5
12	26	POL - POLAND II	Semifinal B Rank: 6								20:42.10		+45.58	
	26-1	ANTOLEC Jan	3:05.25	7	3:05.25	7	9:44.26	5	3:03.97	2	16:50.25	6	3:18.56	8
	26-2	MORDASKA Justyna	6:40.29	6	3:35.04	6	13:31.69	6	3:47.43	7	20:42.10	6	3:51.85	8
13	20	AUS - AUSTRALIA I	Semifinal B Rank: 7								20:51.08		+54.56	
	20-1	BELLINGHAM Phillip	3:04.98	6	3:04.98	6	9:58.33	8	3:09.41	8	16:57.57	7	3:09.08	5
	20-2	YEATON Jessica	6:48.92	8	3:43.94	8	13:48.49	8	3:50.16	9	20:51.08	7	3:53.51	9
14	10	BLR - BELARUS	Semifinal A Rank: 7								20:59.15		+1:04.98	
	10-1	MARUHA Pavel	3:07.36	10	3:07.36	10	9:52.63	6	3:09.51	8	17:08.80	8	3:31.36	14
	10-2	HRAKOVICH Yana	6:43.12	5	3:35.76	5	13:37.44	5	3:44.81	6	20:59.15	7	3:50.35	7
15	21	SUI - SWITZERLAND I	Semifinal B Rank: 8								20:51.22		+54.70	
	21-1	SPIESS Philipp	3:08.99	10	3:08.99	10	9:56.15	7	3:17.66	9	17:08.81	8	3:26.02	10
	21-2	STIFFLER Tatjana	6:38.49	2	3:29.50	1	13:42.79	7	3:46.64	6	20:51.22	8	3:42.41	6
16	7	FRA - FRANCE II	Semifinal A Rank: 8								20:59.86		+1:05.69	
	7-1	HAMOUMRAOUI Bertrand	3:03.53	1	3:03.53	1	9:56.87	8	3:07.04	6	17:02.61	7	3:14.33	8
	7-2	PESSEY Iris	6:49.83	8	3:46.30	12	13:48.28	8	3:51.41	9	20:59.86	8	3:57.25	10
17	3	JPN - JAPAN II	Semifinal A Rank: 9								21:10.28		+1:16.11	
	3-1	SATOU Tomoki	3:06.86	8	3:06.86	8	10:08.03	10	3:16.99	12	17:16.67	10	3:18.05	12
	3-2	TANAKA Yukari	6:51.04	9	3:44.18	10	13:58.62	9	3:50.59	8	21:10.28	9	3:53.61	8
18	23	SUI - SWITZERLAND II	Semifinal B Rank: 9								21:11.45		+1:14.93	
	23-1	DU PASQUIER Arnaud	3:11.95	11	3:11.95	11	10:17.22	11	3:20.46	11	17:24.26	9	3:18.26	7
	23-2	CARLEN Chantal	6:56.76	10	3:44.81	9	14:06.00	9	3:48.78	8	21:11.45	9	3:47.19	7
19	14	UKR - UKRAINE II	Semifinal A Rank: 10								21:11.31		+1:17.14	
	14-1	MARCHENKO Andriy	3:11.07	13	3:11.07	13	10:05.61	9	3:14.08	11	17:16.21	9	3:17.08	10
	14-2	OLEKH Viktoriia	6:51.53	10	3:40.46	6	13:59.13	10	3:53.52	11	21:11.31	10	3:55.10	9
20	30	SVK - SLOVAKIA II	Semifinal B Rank: 10								21:26.65		+1:30.13	
	30-1	URGELA Erik	3:06.20	8	3:06.20	8	10:09.55	9	3:18.33	10	17:27.60	10	3:20.30	9
	30-2	SEGECOVA Eva	6:51.22	9	3:45.02	10	14:07.30	10	3:57.75	10	21:26.65	10	3:59.05	10
21	12	UKR - UKRAINE I	Semifinal A Rank: 11								21:24.98		+1:30.81	
	12-1	YOLTUKHOVSKYY Oleg	3:08.73	12	3:08.73	12	10:14.24	11	3:19.69	13	17:25.17	11	3:17.69	11
	12-2	SHATALOVA Oksana	6:54.55	11	3:45.82	11	14:07.48	11	3:53.24	10	21:24.98	11	3:59.81	12
22	27	CHN - PEOPLES REPUBLIC OF CHINA II	Semifinal B Rank: 11								22:15.08		+2:18.56	
	27-1	SUN Qinghai	3:03.96	3	3:03.96	3	10:16.14	10	3:03.12	1	17:56.70	11	3:26.95	11
	27-2	CHEN Xu	7:13.02	12	4:09.06	16	14:29.75	11	4:13.61	13	22:15.08	11	4:18.38	14
23	8	FIN - FINLAND II	Semifinal A Rank: 12								21:51.66		+1:57.49	
	8-1	KAUPPINEN Aki	3:21.18	14	3:21.18	14	10:31.12	13	3:29.14	14	17:53.06	13	3:28.00	13
	8-2	AIRAKSINEN Elsa	7:01.98	12	3:40.80	7	14:25.06	12	3:53.94	12	21:51.66	12	3:58.60	11
24	29	AUS - AUSTRALIA II	Semifinal B Rank: 12								22:25.87		+2:29.35	
	29-1	BURSILL Jackson	3:21.97	15	3:21.97	15	10:44.66	13	3:31.24	14	18:19.72	12	3:33.54	14
	29-2	TRNKA Anna	7:13.42	13	3:51.45	11	14:46.18	12	4:01.52	11	22:25.87	12	4:06.15	11
25	13	CHN - PEOPLES REPUBLIC OF CHINA I	Semifinal A Rank: 13								21:58.05		+2:03.88	
	13-1	SHANG Jincai	3:05.99	6	3:05.99	6	10:34.62	14	3:13.01	10	17:52.25	12	3:10.08	5
	13-2	HAO Ri	7:21.61	14	4:15.62	15	14:42.17	14	4:07.55	14	21:58.05	13	4:05.80	13



Results

Rank	Bib Leg	Country Name	Time						Behind					
			Exchange 1/2		Exchange 3/4		Exchange 5/Finish							
			Change	Round	Change	Round	Change	Round						
26	32	MGL - MONGOLIA I	Semifinal B Rank: 13						22:32.39	+2:35.87				
	32-1	BOLD Byambadorj	3:14.60	13	3:14.60	13	10:37.94	12	3:25.43	12	18:25.47	13	3:29.56	13
	32-2	ARIUNTUNGALAG Enkhbayar	7:12.51	11	3:57.91	13	14:55.91	13	4:17.97	14	22:32.39	13	4:06.92	12
27	9	NOR - NORWAY	Semifinal A Rank: 14						22:11.91	+2:17.74				
	9-1	GRAV Jorgen	3:08.01	11	3:08.01	11	10:25.43	12	3:12.78	9	17:53.48	14	3:13.05	7
	9-2	ERIKSEN Kristin Faye	7:12.65	13	4:04.64	14	14:40.43	13	4:15.00	15	22:11.91	14	4:18.43	15
28	31	USA - UNITED STATES OF AMERICA I	Semifinal B Rank: 14						22:50.31	+2:53.79				
	31-1	HOUGH Nathaniel	3:24.50	16	3:24.50	16	10:52.91	15	3:33.92	15	18:43.07	15	3:40.29	15
	31-2	JECH Sierra	7:18.99	14	3:54.49	12	15:02.78	14	4:09.87	12	22:50.31	14	4:07.24	13
29	25	KOR - REPUBLIC OF KOREA I	Semifinal B Rank: 15						23:15.86	+3:19.34				
	25-1	HA Taebok	3:13.58	12	3:13.58	12	10:49.97	14	3:29.99	13	18:42.62	14	3:29.35	12
	25-2	NAM Seulgi	7:19.98	15	4:06.40	15	15:13.27	15	4:23.30	15	23:15.86	15	4:33.24	15
30	15	USA - UNITED STATES OF AMERICA II	Semifinal A Rank: 15						23:22.06	+3:27.89				
	15-1	NOREN Benjamin	3:25.52	16	3:25.52	16	11:11.51	15	3:42.09	15	19:08.48	15	3:53.17	16
	15-2	SULSER Elise	7:29.42	15	4:03.90	13	15:15.31	15	4:03.80	13	23:22.06	15	4:13.58	14
31	28	KOR - REPUBLIC OF KOREA II	Semifinal B Rank: 16						23:53.54	+3:57.02				
	28-1	KIM Hyunwoo	3:19.22	14	3:19.22	14	10:58.34	16	3:34.26	16	19:16.91	16	3:49.50	16
	28-2	YOO Danbi	7:24.08	16	4:04.86	14	15:27.41	16	4:29.07	16	23:53.54	16	4:36.63	16
32	16	MGL - MONGOLIA II	Semifinal A Rank: 16						24:58.47	+5:04.30				
	16-1	BAASANSUREN Amarsanaa	3:24.92	15	3:24.92	15	11:46.58	16	4:00.64	16	20:20.52	16	3:52.25	15
	16-2	KHALIUNAA Jadambaa	7:45.94	16	4:21.02	16	16:28.27	16	4:41.69	16	24:58.47	16	4:37.95	16

Weather	Snow Condition	Temperatures		Competitors / Ctrys					
		Air	Snow	Entries	Ranked	DNS	DNF	DSQ	LAP
Fog	Packed	-6,0°C	-8,0°C	64/17	64/17	0/0	0/0	0/0	0/0

FIS Technical Delegate:	Race Secretary:
VODRAZKA Jakub (CZE)	JANCIK Matus (SVK)

LEGEND
DNF Did Not Finish DNS Did Not Start DSQ Disqualified LAP Lapped

written reprimand - ICR 343.8 (violation of classical technique rules) for FRANCE I, POLAND I

26 JAN 2015 / Strbske Pleso (SVK) / 3148

Timing and Results provided by  **TISSOT**



MON 26 JAN 2015

Start Time 10:00 / End Time 12:51

Results Bracket

Jury Information		Course Information	
FIS Technical Delegate	VODRAZKA Jakub (CZE)	Name:	Sprint
FISU Race Director	KIELPINSKA Zofia (POL)	Height Difference (HD):	22 m
FIS Assistant Technical Delegate	HECICO Emil (ROU)	Maximum Climb (MC):	17 m
Assistant TD Nat.	DURCO Peter (SVK)	Total Climb (TC):	42 m
Chief of Competition	SERFEL Michal (SVK)	Length of Lap:	1400 m
		Number of Laps:	6

Semifinal	Final
-----------	-------

Semifinal A	10:00:00	19:54.17
1. 1 RUS - RUSSIA I	GAFAROV A. / NIKOLAEVA S.	0.00
2. 4 FIN - FINLAND I	NIKANDER A. / NURMI L.	+5.08
3. 6 POL - POLAND I	STAREGA M. / MARCISZ M.	+5.91
4. 5 KAZ - KAZAKHSTAN II	RAGOZIN R. / SLONOVA A.	+31.16
5. 2 JPN - JAPAN I	MIYAZAWA H. / TAKIZAWA K.	+36.22
6. 11 SVK - SLOVAKIA I	SEGEC A. / KLEMENTOVA B.	+36.65
7. 10 BLR - BELARUS	MARUHA P. / HRAKOVICH Y.	+1:04.98
8. 7 FRA - FRANCE II	HAMOU MRAOUI B. / PESSEY I.	+1:05.69
9. 3 JPN - JAPAN II	SATOU T. / TANAKA Y.	+1:16.11
10. 14 UKR - UKRAINE II	MARCHENKO A. / OLEKH V.	+1:17.14
11. 12 UKR - UKRAINE I	YOLTUKHOVSKYY O. / SHATALOVA O.	+1:30.81
12. 8 FIN - FINLAND II	KAUPPINEN A. / AIRAKSINEN E.	+1:57.49
13. 13 CHN - CHINA P.R. I	SHANG J. / HAO R.	+2:03.88
14. 9 NOR - NORWAY	GRAV J. / ERIKSEN K.	+2:17.74
15. 15 USA - UNITED STATES II	NOREN B. / SULSER E.	+3:27.89
16. 16 MGL - MONGOLIA II	BAASANSUREN A. / KHALIUNAA J.	+5:04.30

Semifinal B	10:25:00	19:56.52
1. 17 RUS - RUSSIA II	SHAKIRZIANOV R. / POVOLIAEVA A.	0.00
2. 19 CZE - CZECH REPUBLIC II	SRAIL J. / GROHOVA K.	+0.99
3. 24 KAZ - KAZAKHSTAN I	MALYSHEV A. / STOYAN A.	+1.81
4. 18 FRA - FRANCE I	JEANNEROD A. / BUILLET M.	+5.94
5. 22 CZE - CZECH REPUBLIC I	MAKA D. / SCHUETZOVA S.	+16.14
6. 26 POL - POLAND II	ANTOLEC J. / MORDASKA J.	+45.58
7. 20 AUS - AUSTRALIA I	BELLINGHAM P. / YEATON J.	+54.56
8. 21 SUI - SWITZERLAND I	SPIESS P. / STIFFLER T.	+54.70
9. 23 SUI - SWITZERLAND II	DU PASQUIER A. / CARLEN C.	+1:14.93
10. 30 SVK - SLOVAKIA II	URGELA E. / SEGECOVA E.	+1:30.13
11. 27 CHN - CHINA P.R. II	SUN Q. / CHEN X.	+2:18.56
12. 29 AUS - AUSTRALIA II	BURSILL J. / TRNKA A.	+2:29.35
13. 32 MGL - MONGOLIA I	BOLD B. / ARIUNTUNGALAG E.	+2:35.87
14. 31 USA - UNITED STATES I	HOUGH N. / JECH S.	+2:53.79
15. 25 KOR - KOREA I	HA T. / NAM S.	+3:19.34
16. 28 KOR - KOREA II	KIM H. / YOO D.	+3:57.02

Final	12:30:00	19:56.98
1. 1 RUS - RUSSIA I	GAFAROV A. / NIKOLAEVA S.	0.00
2. 17 RUS - RUSSIA II	SHAKIRZIANOV R. / POVOLIAEVA A.	+3.86
3. 19 CZE - CZECH REPUBLIC II	SRAIL J. / GROHOVA K.	+4.78
4. 4 FIN - FINLAND I	NIKANDER A. / NURMI L.	+20.30
5. 5 KAZ - KAZAKHSTAN II	RAGOZIN R. / SLONOVA A.	+23.76
6. 22 CZE - CZECH REPUBLIC I	MAKA D. / SCHUETZOVA S.	+27.53
7. 24 KAZ - KAZAKHSTAN I	MALYSHEV A. / STOYAN A.	+28.07
8. 18 FRA - FRANCE I	JEANNEROD A. / BUILLET M.	+37.95
9. 6 POL - POLAND I	STAREGA M. / MARCISZ M.	+45.30
10. 2 JPN - JAPAN I	MIYAZAWA H. / TAKIZAWA K.	+1:33.72

Progression rule

the top 2 teams from each heat will advance and the next 6 fastest teams from the 3rd - 8th ranked teams will advance

LEGEND

LL Lucky Loser



Medallists

Medal	Country	Name
GOLD	RUS - Russian Federation	GAFAROV Anton NIKOLAEVA Svetlana
SILVER	RUS - Russian Federation	SHAKIRZIANOV Raul POVOLIAEVA Anna
BRONZE	CZE - Czech Republic	SRAIL Jan GROHOVA Karolina

LEGEND

Country Country Code L Ladies M Men



WINTER
UNIVERSIADE
GRANADA 2015



RESULT BOOK
CURLING



5	Curling	378
5.1	Table of Contents	379
5.2	Competition Schedule	383
5.3	Medallists by Event	384
5.4	Medal Standings	385
5.5	Men	386
5.5.1	Entry List by Country	387
5.5.2	Competition Summary	388
5.5.3	Final Standings	389
5.5.4	Competition Matrix	390
5.5.5	Draw Shot Challenge	391
5.5.6	Scoring Analysis	392
5.5.7	Summary of Big Ends	393
5.5.8	Medallists	394
5.5.9	Finals	395
5.5.9.1	Men Finals Gold Medal Game	395
5.5.9.1.1	Game Results RUS - NOR	395
5.5.9.2	Men Finals Bronze Medal Game	396
5.5.9.2.1	Game Results GBR - SWE	396
5.5.10	Semifinals	397
5.5.10.1	Men Semifinals Game 1	397
5.5.10.1.1	Game Results NOR - SWE	397
5.5.10.2	Men Semifinals Game 2	398
5.5.10.2.1	Game Results RUS - GBR	398
5.5.11	Round Robin	399
5.5.11.1	Men Round Robin Session 1	399
5.5.11.1.1	Game Results ESP - JPN	399
5.5.11.1.2	Game Results USA - CAN	400
5.5.11.1.3	Game Results RUS - SWE	401
5.5.11.1.4	Game Results GBR - CZE	402
5.5.11.1.5	Game Results NOR - SUI	403
5.5.11.2	Men Round Robin Session 2	404
5.5.11.2.1	Game Results CAN - GBR	404
5.5.11.2.2	Game Results JPN - CZE	405
5.5.11.2.3	Game Results NOR - ESP	406
5.5.11.2.4	Game Results SUI - SWE	407
5.5.11.2.5	Game Results USA - RUS	408
5.5.11.3	Men Round Robin Session 3	409
5.5.11.3.1	Game Results SWE - USA	409
5.5.11.3.2	Game Results ESP - SUI	410

5.5.11.3.3	Game Results JPN - GBR	411
5.5.11.3.4	Game Results RUS - NOR	412
5.5.11.3.5	Game Results CAN - CZE	413
5.5.11.4	Men Round Robin Session 4	414
5.5.11.4.1	Game Results CZE - NOR	414
5.5.11.4.2	Game Results RUS - GBR	415
5.5.11.4.3	Game Results SUI - CAN	416
5.5.11.4.4	Game Results SWE - ESP	417
5.5.11.4.5	Game Results JPN - USA	418
5.5.11.5	Men Round Robin Session 5	419
5.5.11.5.1	Game Results RUS - CAN	419
5.5.11.5.2	Game Results NOR - JPN	420
5.5.11.5.3	Game Results ESP - CZE	421
5.5.11.5.4	Game Results USA - SUI	422
5.5.11.5.5	Game Results GBR - SWE	423
5.5.11.6	Men Round Robin Session 6	424
5.5.11.6.1	Game Results NOR - SWE	424
5.5.11.6.2	Game Results CAN - ESP	425
5.5.11.6.3	Game Results GBR - USA	426
5.5.11.6.4	Game Results CZE - RUS	427
5.5.11.6.5	Game Results SUI - JPN	428
5.5.11.7	Men Round Robin Session 7	429
5.5.11.7.1	Game Results USA - CZE	429
5.5.11.7.2	Game Results SUI - RUS	430
5.5.11.7.3	Game Results SWE - JPN	431
5.5.11.7.4	Game Results NOR - CAN	432
5.5.11.7.5	Game Results ESP - GBR	433
5.5.11.8	Men Round Robin Session 8	434
5.5.11.8.1	Game Results JPN - RUS	434
5.5.11.8.2	Game Results GBR - NOR	435
5.5.11.8.3	Game Results CZE - SUI	436
5.5.11.8.4	Game Results ESP - USA	437
5.5.11.8.5	Game Results SWE - CAN	438
5.5.11.9	Men Round Robin Session 9	439
5.5.11.9.1	Game Results GBR - SUI	439
5.5.11.9.2	Game Results CZE - SWE	440
5.5.11.9.3	Game Results USA - NOR	441
5.5.11.9.4	Game Results CAN - JPN	442
5.5.11.9.5	Game Results RUS - ESP	443
5.5.11.10	Men Round Robin Tie-breaker Session 1	444

5.5.11.10.1	Game Results USA - SUI	444
5.6	Women	445
5.6.1	Entry List by Country	446
5.6.2	Competition Summary	447
5.6.3	Final Standings	448
5.6.4	Competition Matrix	449
5.6.5	Draw Shot Challenge	450
5.6.6	Scoring Analysis	451
5.6.7	Summary of Big Ends	452
5.6.8	Medallists	453
5.6.9	Finals	454
5.6.9.1	Women Finals Gold Medal Game	454
5.6.9.1.1	Game Results RUS - CAN	454
5.6.9.2	Women Finals Bronze Medal Game	455
5.6.9.2.1	Game Results SUI - SWE	455
5.6.10	Semifinals	456
5.6.10.1	Women Semifinals Game 1	456
5.6.10.1.1	Game Results SUI - CAN	456
5.6.10.2	Women Semifinals Game 2	457
5.6.10.2.1	Game Results RUS - SWE	457
5.6.11	Round Robin	458
5.6.11.1	Women Round Robin Session 1	458
5.6.11.1.1	Game Results USA - RUS	458
5.6.11.1.2	Game Results JPN - SUI	459
5.6.11.1.3	Game Results CAN - KOR	460
5.6.11.1.4	Game Results SWE - ESP	461
5.6.11.1.5	Game Results GBR - NOR	462
5.6.11.2	Women Round Robin Session 2	463
5.6.11.2.1	Game Results SUI - SWE	463
5.6.11.2.2	Game Results RUS - ESP	464
5.6.11.2.3	Game Results GBR - USA	465
5.6.11.2.4	Game Results NOR - KOR	466
5.6.11.2.5	Game Results JPN - CAN	467
5.6.11.3	Women Round Robin Session 3	468
5.6.11.3.1	Game Results KOR - JPN	468
5.6.11.3.2	Game Results USA - NOR	469
5.6.11.3.3	Game Results RUS - SWE	470
5.6.11.3.4	Game Results CAN - GBR	471
5.6.11.3.5	Game Results SUI - ESP	472
5.6.11.4	Women Round Robin Session 4	473

5.6.11.4.1	Game Results ESP - GBR	473
5.6.11.4.2	Game Results CAN - SWE	474
5.6.11.4.3	Game Results NOR - SUI	475
5.6.11.4.4	Game Results KOR - USA	476
5.6.11.4.5	Game Results RUS - JPN	477
5.6.11.5	Women Round Robin Session 5	478
5.6.11.5.1	Game Results CAN - SUI	478
5.6.11.5.2	Game Results GBR - RUS	479
5.6.11.5.3	Game Results USA - ESP	480
5.6.11.5.4	Game Results JPN - NOR	481
5.6.11.5.5	Game Results SWE - KOR	482
5.6.11.6	Women Round Robin Session 6	483
5.6.11.6.1	Game Results GBR - KOR	483
5.6.11.6.2	Game Results SUI - USA	484
5.6.11.6.3	Game Results SWE - JPN	485
5.6.11.6.4	Game Results ESP - CAN	486
5.6.11.6.5	Game Results NOR - RUS	487
5.6.11.7	Women Round Robin Session 7	488
5.6.11.7.1	Game Results JPN - ESP	488
5.6.11.7.2	Game Results NOR - CAN	489
5.6.11.7.3	Game Results KOR - RUS	490
5.6.11.7.4	Game Results GBR - SUI	491
5.6.11.7.5	Game Results USA - SWE	492
5.6.11.8	Women Round Robin Session 8	493
5.6.11.8.1	Game Results RUS - CAN	493
5.6.11.8.2	Game Results SWE - GBR	494
5.6.11.8.3	Game Results ESP - NOR	495
5.6.11.8.4	Game Results USA - JPN	496
5.6.11.8.5	Game Results KOR - SUI	497
5.6.11.9	Women Round Robin Session 9	498
5.6.11.9.1	Game Results SWE - NOR	498
5.6.11.9.2	Game Results ESP - KOR	499
5.6.11.9.3	Game Results JPN - GBR	500
5.6.11.9.4	Game Results SUI - RUS	501
5.6.11.9.5	Game Results CAN - USA	502
5.6.11.10	Women Round Robin Tie-breaker Session 1	503
5.6.11.10.1	Game Results SUI - KOR	503
5.7	Sport Communications - Qualification - Winter Universiade: Possible Tie-breaker Games	504



Competition Schedule

As of TUE 3 FEB 2015

Date	Time	Session	Sheet A	Sheet B	Sheet C	Sheet D	Sheet E
THU 5 FEB	9:00	w-1	usa - rus	jpn - sui	can - kor	swe - esp	gbr - nor
	14:00	M-1	ESP - JPN	USA - CAN	RUS - SWE	GBR - CZE	NOR - SUI
	19:00	w-2	sui - swe	rus - esp	gbr - usa	nor - kor	jpn - can
FRI 6 FEB	9:00	M-2	CAN - GBR	JPN - CZE	NOR - ESP	SUI - SWE	USA - RUS
	14:00	w-3	kor - jpn	usa - nor	rus - swe	can - gbr	sui - esp
	19:00	M-3	SWE - USA	ESP - SUI	JPN - GBR	RUS - NOR	CAN - CZE
SAT 7 FEB	9:00	w-4	esp - gbr	can - swe	nor - sui	kor - usa	rus - jpn
	14:00	M-4	CZE - NOR	RUS - GBR	SUI - CAN	SWE - ESP	JPN - USA
	19:00	w-5	can - sui	gbr - rus	usa - esp	jpn - nor	swe - kor
SUN 8 FEB	9:00	M-5	RUS - CAN	NOR - JPN	ESP - CZE	USA - SUI	GBR - SWE
	14:00	w-6	gbr - kor	sui - usa	swe - jpn	esp - can	nor - rus
	19:00	M-6	NOR - SWE	CAN - ESP	GBR - USA	CZE - RUS	SUI - JPN
MON 9 FEB	9:00	w-7	jpn - esp	nor - can	kor - rus	gbr - sui	usa - swe
	14:00	M-7	USA - CZE	SUI - RUS	SWE - JPN	NOR - CAN	ESP - GBR
	19:00	w-8	rus - can	swe - gbr	esp - nor	usa - jpn	kor - sui
TUE 10 FEB	9:00	M-8	JPN - RUS	GBR - NOR	CZE - SUI	ESP - USA	SWE - CAN
	14:00	w-9	swe - nor	esp - kor	jpn - gbr	sui - rus	can - usa
	19:00	M-9	GBR - SUI	CZE - SWE	USA - NOR	CAN - JPN	RUS - ESP
WED 11 FEB	9:00	Tie-breakers (if necessary)					
THU 12 FEB	9:00	Men and Women Semifinals					
	16:00	Men and Women Bronze Medal Games					
FRI 13 FEB	9:00	Women Gold Medal Game					
	16:00	Men Gold Medal Game					

NOTE

Lowercase - women

UPPERCASE - MEN

First named team in each game plays red-handled stones and wears dark coloured upper playing garments.

LEGEND

M-x (1,2,...,9) Men's session x

w-x (1,2,...,9) Women's session x



Medallists by Event

As of FRI 13 FEB 2015 at 18:54

Event	Date	Medal	Name	Country Code
Men	FRI 13 FEB	GOLD	WALSTAD Steffen MJOEN Eirik NEDREGOTTEN Magnus ROELVAAG Sander INGVALDSEN Ole	NOR
		SILVER	ARKHIPOV Evgeny STUKALSKIY Alexey RAZHABOV Artur KALALB Anton DROZDOV Andrey GUDIN Vasily	RUS
		BRONZE	SMITH Kyle HARDIE Grant MUIRHEAD Thomas SCHREIBER Alasdair TAYLOR Stuart RAMSAY David	GBR
Women	FRI 13 FEB	GOLD	SIDOROVA Anna FOMINA Margarita SAITOVA Alexandra GALKINA Ekaterina MOISEEVA Viktoriia KALALB Svetlana	RUS
		SILVER	MEAKIN Breanne HORTON Lauren KREVIAZUK Lynn ARMSTRONG Jessica KREVIAZUK Doug	CAN
		BRONZE	JAEGGI Michele GRIBI Michelle WETTSTEIN Sina BAUMANN Nora WYSS Janine JAEGGI Anita	SUI



Medal Standings

As of FRI 13 FEB 2015 at 18:48

Rank	Country	Men				Women				Total				Rank by Total
		G	S	B	Tot	G	S	B	Tot	G	S	B	Tot	
1	RUS - Russian Federation		1		1	1			1	1	1		2	1
2	NOR - Norway	1			1					1			1	=2
3	CAN - Canada						1		1		1		1	=2
4	SUI - Switzerland							1	1			1	1	=2
4	GBR - United Kingdom			1	1							1	1	=2
	Total:	1	1	1	3	1	1	1	3	2	2	2	6	

LEGEND

= Equal sign indicates that two or more NOCs share the same rank by total
B Bronze **G** Gold **S** Silver **Tot** Total



WINTER
UNIVERSIADE
GRANADA 2015



RESULT BOOK
CURLING

Men



Entry List by Country

REVISED
5 FEB 12:06

As of THU 5 FEB 2015

CAN - Canada		
4 S	DUNSTONE Matt	R
3 V	COLEMAN James	R
2	GRANT Daniel	R
1	GALLANT Christopher	R
A	-	
C	GRANT Scott	

CZE - Czech Republic		
4 V	SPLAVEC Jakub	R
3 S	CHALOUPEK Krystof	R
2	JURIK Martin	R
1	SEDLAR Jan	R
A	ZELENKA Tomas	R
C	KUBESKA Karel	

ESP - Spain		
4 S	VEZ Sergio	R
3 V	GARCIA Angel	R
2	DE PAZ Eduardo	R
1	DOMINGO Luis	R
A	FERNANDEZ Mario	R
C	KIISKINEN Katja	

GBR - United Kingdom		
4 S	SMITH Kyle	R
3 V	HARDIE Grant	R
2	MUIRHEAD Thomas	R
1	SCHREIBER Alasdair	R
A	TAYLOR Stuart	R
C	RAMSAY David	

JPN - Japan		
4 S	TANIDA Yasumasa	R
3 V	TAKIGAHIRA Yuya	R
2	USUI Shingo	R
1	YOSHIKAWA Kazuki	R
A	HIRATA Kohsuke	R
C	OGAWA Kenji	

NOR - Norway		
4 S	WALSTAD Steffen	R
3 V	MJOEN Eirik	R
2	NEDREGOTTEN Magnus	R
1	ROELVAAG Sander	R
A	-	
C	INGVALDSEN Ole	

RUS - Russian Federation		
4 S	ARKHIPOV Evgeny	R
3 V	STUKALSKIY Alexey	R
2	RAZHABOV Artur	R
1	KALALB Anton	R
A	DROZDOV Andrey	R
C	GUDIN Vasiliy	

SUI - Switzerland		
4 V	GULKA Roger	R
3 S	SCIBOZ Kim-Lloyd	R
2	SCHIFFERLI Daniel	R
1	ISELI Rene	R
A	DESBAILLETS Nicolas	R
C	HESS Pascal	

SWE - Sweden		
4 V	MABERGS Patric	R
3 S	ESKILSSON Gustav	R
2	JOHANSSON Jesper	R
1	PATZ Johannes	R
A	-	
C	PATZ Flemming	

USA - United States of America		
4 S	DROPKIN Stephen	R
3 V	MORTON Blake	R
2	KAKELA Kyle	R
1	JENSEN Evan	R
A	WEBER Calvin	R
C	DROPKIN Keith	

NOTE
Team position and functions are attached to each team member's name as follows:
4 = Fourth, 3 = Third, 2 = Second, 1 = Lead, A = Alternate, S = Skip, V = Vice-Skip, C = Coach

LEGEND
L Left-handed R Right-handed

USA: Revised spelling for WEBER C



Competition Summary

As of FRI 13 FEB 2015

Session	Date	Time	Sheet A	Sheet B	Sheet C	Sheet D	Sheet E
Session 1	5 FEB	14:00	ESP - JPN 3:13	USA - CAN 6:5	RUS - SWE 12:6	GBR - CZE 5:6	NOR - SUI 6:3
Session 2	6 FEB	9:00	CAN - GBR 4:7	JPN - CZE 4:9	NOR - ESP 10:3	SUI - SWE 7:9	USA - RUS 2:9
Session 3	6 FEB	19:00	SWE - USA 5:4	ESP - SUI 12:6	JPN - GBR 6:7	RUS - NOR 3:8	CAN - CZE 8:2
Session 4	7 FEB	14:00	CZE - NOR 4:6	RUS - GBR 4:3	SUI - CAN 8:6	SWE - ESP 7:2	JPN - USA 7:6
Session 5	8 FEB	9:00	RUS - CAN 5:9	NOR - JPN 5:3	ESP - CZE 7:6	USA - SUI 7:8	GBR - SWE 9:6
Session 6	8 FEB	19:00	NOR - SWE 6:4	CAN - ESP 11:2	GBR - USA 5:4	CZE - RUS 3:10	SUI - JPN 2:7
Session 7	9 FEB	14:00	USA - CZE 6:8	SUI - RUS 5:8	SWE - JPN 6:5	NOR - CAN 7:9	ESP - GBR 3:4
Session 8	10 FEB	9:00	JPN - RUS 4:10	GBR - NOR 4:6	CZE - SUI 7:9	ESP - USA 3:11	SWE - CAN 10:3
Session 9	10 FEB	19:00	GBR - SUI 9:4	CZE - SWE 3:11	USA - NOR 8:3	CAN - JPN 7:5	RUS - ESP 9:6
Tie-breaker	11 FEB	9:00			USA - SUI 9:5		
Semifinals	12 FEB	9:00		RUS - GBR 7:5		NOR - SWE 4:1	
Bronze Medal	12 FEB	16:00			GBR - SWE 7:4		
Gold Medal	13 FEB	16:00			RUS - NOR 6:7		

Standings after Round Robin

Rank	Team	Games	Wins	Losses				
1	NOR - Norway	9	7	2	Q	w1		
2	RUS - Russian Federation	9	7	2	Q	w0		
3	GBR - United Kingdom	9	6	3	Q	w1		
4	SWE - Sweden	9	6	3	Q	w0		
5	CAN - Canada	9	5	4				
6	CZE - Czech Republic	9	3	6		w2,1	DSC	30.08 cm
7	JPN - Japan	9	3	6		w2,1	DSC	30.38 cm
8	SUI - Switzerland	9	3	6	TB	w2,1	DSC	52.82 cm
8	USA - United States of America	9	3	6	TB	w0		
10	ESP - Spain	9	2	7				

Championship Bracket

Semifinals	Finals	Final Standings
NOR 4	NOR 7	Gold NOR - Norway
SWE 1		Silver RUS - Russian Federation
RUS 7	RUS 6	Bronze GBR - United Kingdom
GBR 5		4 SWE - Sweden
	SWE 4	5 CAN - Canada
	GBR 7	6 CZE - Czech Republic
		7 JPN - Japan
		8 USA - United States of America
		9 SUI - Switzerland
		10 ESP - Spain

LEGEND

DSC Draw Shot Challenge

Q Qualified for the semifinals

TB Involved in the tie-breaker

wx Number of wins (x) against tied teams



Final Standings

	Team	Players	Position - Function
Gold	NOR - Norway	WALSTAD Steffen MJOEN Eirik NEDREGOTTEN Magnus ROELVAAG Sander -	4 S 3 V 2 1 A
Silver	RUS - Russian Federation	ARKHIPOV Evgeny STUKALSKIY Alexey RAZHABOV Artur KALALB Anton DROZDOV Andrey	4 S 3 V 2 1 A
Bronze	GBR - United Kingdom	SMITH Kyle HARDIE Grant MUIRHEAD Thomas SCHREIBER Alasdair TAYLOR Stuart	4 S 3 V 2 1 A
4	SWE - Sweden	MABERGS Patric ESKILSSON Gustav JOHANSSON Jesper PATZ Johannes -	4 V 3 S 2 1 A
5	CAN - Canada	DUNSTONE Matt COLEMAN James GRANT Daniel GALLANT Christopher -	4 S 3 V 2 1 A
6	CZE - Czech Republic	SPLAVEC Jakub CHALOUPEK Krystof JURIK Martin SEDLAR Jan ZELENKA Tomas	4 V 3 S 2 1 A
7	JPN - Japan	TANIDA Yasumasa TAKIGAHIRA Yuya USUI Shingo YOSHIKAWA Kazuki HIRATA Kohsuke	4 S 3 V 2 1 A
8	USA - United States of America	DROPKIN Stephen MORTON Blake KAKELA Kyle JENSEN Evan WEBER Calvin	4 S 3 V 2 1 A
9	SUI - Switzerland	GULKA Roger SCIBOZ Kim-Lloyd SCHIFFERLI Daniel ISELI Rene DESBAILLETS Nicolas	4 V 3 S 2 1 A
10	ESP - Spain	VEZ Sergio GARCIA Angel DE PAZ Eduardo DOMINGO Luis FERNANDEZ Mario	4 S 3 V 2 1 A

NOTE

Team position and functions are attached to each team member's name as follows:

4 = Fourth, **3** = Third, **2** = Second, **1** = Lead, **A** = Alternate, **S** = Skip, **V** = Vice-Skip



Competition Matrix

As of TUE 10 FEB 2015

Team	CAN	CZE	ESP	GBR	JPN	NOR	RUS	SUI	SWE	USA
CAN		8 - 2	11 - 2	4 - 7	7 - 5	9 - 7	9 - 5	6 - 8	3 - 10	5 - 6
CZE	2 - 8		6 - 7	6 - 5	9 - 4	4 - 6	3 - 10	7 - 9	3 - 11	8 - 6
ESP	2 - 11	7 - 6		3 - 4	3 - 13	3 - 10	6 - 9	12 - 6	2 - 7	3 - 11
GBR	7 - 4	5 - 6	4 - 3		7 - 6	4 - 6	3 - 4	9 - 4	9 - 6	5 - 4
JPN	5 - 7	4 - 9	13 - 3	6 - 7		3 - 5	4 - 10	7 - 2	5 - 6	7 - 6
NOR	7 - 9	6 - 4	10 - 3	6 - 4	5 - 3		8 - 3	6 - 3	6 - 4	3 - 8
RUS	5 - 9	10 - 3	9 - 6	4 - 3	10 - 4	3 - 8		8 - 5	12 - 6	9 - 2
SUI	8 - 6	9 - 7	6 - 12	4 - 9	2 - 7	3 - 6	5 - 8		7 - 9	8 - 7
SWE	10 - 3	11 - 3	7 - 2	6 - 9	6 - 5	4 - 6	6 - 12	9 - 7		5 - 4
USA	6 - 5	6 - 8	11 - 3	4 - 5	6 - 7	8 - 3	2 - 9	7 - 8	4 - 5	

Standings after Round Robin

Rank	Team	Games	Wins	Losses		
1	NOR - Norway	9	7	2	Q	w1
2	RUS - Russian Federation	9	7	2	Q	w0
3	GBR - United Kingdom	9	6	3	Q	w1
4	SWE - Sweden	9	6	3	Q	w0
5	CAN - Canada	9	5	4		
6	CZE - Czech Republic	9	3	6		w2,1 DSC 30.08 cm
7	JPN - Japan	9	3	6		w2,1 DSC 30.38 cm
8	SUI - Switzerland	9	3	6	TB	w2,1 DSC 52.82 cm
8	USA - United States of America	9	3	6	TB	w0
10	ESP - Spain	9	2	7		

LEGEND

DSC Draw Shot Challenge

Q Qualified for the semifinals

TB Involved in the tie-breaker

wx Number of wins (x) against tied teams



Draw Shot Challenge

As of TUE 10 FEB 2015

Rank	Team		Last Stone Draw in each Round Robin Game									DSC
			1	2	3	4	5	6	7	8	9	
1	NOR - Norway	⌚	0.0	1.4	0.0	0.0	18.1	0.0	9.8	95.1	8.3	13.47cm
		⌚	113.4	10.8	0.0	35.6	0.0	103.1	17.0	14.1	5.3	
2	RUS - Russian Federation	⌚	0.0	100.3	3.9	57.2	65.3	15.4	71.9	0.0	5.2	26.49cm
		⌚	49.8	83.1	8.8	28.7	20.0	0.0	8.8	120.0	5.7	
3	CZE - Czech Republic	⌚	0.0	73.9	20.1	10.4	49.7	50.7	36.8	27.5	62.3	30.08cm
		⌚	180.5	12.5	37.2	7.7	3.4	36.2	74.0	39.3	13.5	
4	JPN - Japan	⌚	23.4	7.8	140.7	60.4	26.3	45.8	0.0	4.0	4.0	30.38cm
		⌚	110.6	46.2	22.9	47.7	0.0	155.3	25.8	61.1	0.0	
5	CAN - Canada	⌚	112.7	28.8	26.8	95.0	6.9	0.0	81.1	67.2	0.6	32.05cm
		⌚	20.9	0.0	75.2	0.0	64.8	8.5	0.0	181.1	37.0	
6	SWE - Sweden	⌚	31.4	18.0	21.7	0.0	105.0	27.4	8.0	16.6	105.1	32.09cm
		⌚	185.4	185.4	5.1	0.0	22.8	123.0	29.3	0.0	0.0	
7	GBR - United Kingdom	⌚	51.4	16.2	120.2	49.9	14.7	14.0	1.9	49.3	0.0	38.21cm
		⌚	170.5	69.3	32.4	131.1	81.0	30.7	37.2	1.4	41.7	
8	USA - United States of America	⌚	9.4	79.9	17.8	68.6	57.6	0.0	185.4	21.1	0.0	42.84cm
		⌚	41.9	185.4	0.0	81.5	6.6	49.0	185.4	21.4	45.2	
9	SUI - Switzerland	⌚	165.8	19.1	2.4	14.3	185.4	185.4	18.4	158.6	0.0	52.82cm
		⌚	111.6	16.2	77.3	111.7	99.0	25.7	9.8	0.0	15.2	
10	ESP - Spain	⌚	41.5	105.9	8.1	100.9	185.4	59.2	74.1	9.6	35.8	53.66cm
		⌚	14.9	185.4	0.0	0.0	111.4	185.4	72.8	34.1	4.8	

NOTE

The Draw Shot Challenge (DSC) is the average distance of all the individual Last Stone Draw stones, which were delivered by a team during the round robin. Where a total of 11 or fewer individual stones have been delivered, the single least favourable result is automatically eliminated before calculating the average distance. Where more than 11 individual stones have been delivered, the two least favourable results will be eliminated before calculating the average distance.

For teams with equal DSC, the team with the best non-equal counting LSD receives the higher ranking. In case all counting LSDs are equal, the team ranked higher in the WCF World Ranking is ranked higher.

LEGEND

⌚ Clockwise

⌚ Counter-clockwise

DSC Draw Shot Challenge



Scoring Analysis

As of TUE 10 FEB 2015

Team	Games		Stolen		Points Scored						Total	Plus / Minus
			LSFE	Ends	0	1	2	3	4	>4		
RUS - Russian Federation	9	For	5	11	5	8	16	10	0	0	70	+24
		Against	4	10	8	18	11	2	0	0	46	
NOR - Norway	9	For	7	9	5	20	9	5	1	0	57	+16
		Against	2	5	10	15	10	2	0	0	41	
SWE - Sweden	9	For	2	10	6	16	12	8	0	0	64	+13
		Against	7	8	4	25	4	6	0	0	51	
CAN - Canada	9	For	4	8	7	15	14	3	1	1	62	+10
		Against	5	7	6	22	9	4	0	0	52	
GBR - United Kingdom	9	For	5	13	9	30	7	3	0	0	53	+10
		Against	4	7	8	23	7	2	0	0	43	
USA - United States of America	9	For	4	14	3	24	8	2	2	0	54	+1
		Against	5	9	10	17	13	2	1	0	53	
JPN - Japan	9	For	6	10	12	20	13	1	0	1	54	-1
		Against	3	11	5	20	11	3	1	0	55	
CZE - Czech Republic	9	For	7	6	8	19	13	1	0	0	48	-18
		Against	2	13	4	17	12	7	1	0	66	
SUI - Switzerland	9	For	3	8	7	18	9	4	1	0	52	-19
		Against	6	13	6	16	17	7	0	0	71	
ESP - Spain	9	For	2	7	5	17	9	2	0	0	41	-36
		Against	7	13	6	14	16	4	2	2	77	
Total	45			96	67	187	110	39	5	2	555	

NOTE

Stolen ends are the ends won without the last stone advantage

LEGEND

LSFE Last Stone First End

>4 More than four points scored



Summary of Big Ends

As of FRI 13 FEB 2015

Points Scored	By	Against	Session	End	Game Result
6	CAN - Canada	ESP - Spain	6	7	11 : 2
5	JPN - Japan	ESP - Spain	1	9	13 : 3
4	CAN - Canada	USA - United States of America	1	3	5 : 6
4	NOR - Norway	ESP - Spain	2	6	10 : 3
4	RUS - Russian Federation	GBR - United Kingdom	SF	1	7 : 5
4	SUI - Switzerland	CZE - Czech Republic	8	5	9 : 7
4	USA - United States of America	JPN - Japan	4	6	6 : 7
4	USA - United States of America	ESP - Spain	8	8	11 : 3

NOTE

Big ends are defined as ends with a score of four or more points

LEGEND

SF Semifinals



Medallists

As of FRI 13 FEB 2015

Medal	Country	Name
GOLD	NOR - Norway	WALSTAD Steffen MJOEN Eirik NEDREGOTTEN Magnus ROELVAAG Sander INGVALDSEN Ole
SILVER	RUS - Russian Federation	ARKHIPOV Evgeny STUKALSKIY Alexey RAZHABOV Artur KALALB Anton DROZDOV Andrey GUDIN Vasiliy
BRONZE	GBR - United Kingdom	SMITH Kyle HARDIE Grant MUIRHEAD Thomas SCHREIBER Alasdair TAYLOR Stuart RAMSAY David



Game Results

Sheet	Game	Team	LSFE	1	2	3	4	5	6	7	8	9	10	Extra Ends	Total
C	11	RUS - Russian Federation		0	0	0	1	0	3	0	2	0	0		6
	11	NOR - Norway	*	0	0	0	0	2	0	2	0	1	1	1	7

RUS - Russian Federation		Game Accuracy
4 S	ARKHIPOV Evgeny	75 %
3 V	STUKALSKIY Alexey	85 %
2	RAZHABOV Artur	84 %
1	KALALB Anton	80 %
A	DROZDOV Andrey	- %
Team Total		81%

Time remaining: 6 minutes 51 seconds
0 minutes 37 seconds (after extra end)

Time-out: end 10 - RUS stone 6

NOR - Norway		Game Accuracy
4 S	WALSTAD Steffen	78 %
3 V	MJOEN Eirik	76 %
2	NEDREGOTTEN Magnus	85 %
1	ROELVAAG Sander	85 %
A	-	- %
Team Total		81%

Time remaining: 4 minutes 28 seconds
0 minutes 31 seconds (after extra end)

Time-out: end 11 - NOR stone 8

NOTES

Team position and functions are attached to each team member's name as follows:
4 = Fourth, 3 = Third, 2 = Second, 1 = Lead, A = Alternate, S = Skip, V = Vice-Skip

LEGEND

LSFE (*) Last stone first end



Game Results

Sheet	Game	Team	LSFE	1	2	3	4	5	6	7	8	9	10	Extra Ends	Total
C	11	GBR - United Kingdom	*	0	2	0	0	2	0	2	1	0	X		7
	11	SWE - Sweden		0	0	0	1	0	2	0	0	1	X		4

GBR - United Kingdom

4 S SMITH Kyle
3 V HARDIE Grant
2 MUIRHEAD Thomas
1 SCHREIBER Alasdair
A TAYLOR Stuart

Time remaining: 10 minutes 27 seconds

SWE - Sweden

4 V MABERGS Patric
3 S ESKILSSON Gustav
2 JOHANSSON Jesper
1 PATZ Johannes
A -

Time remaining: 6 minutes 9 seconds

NOTES

Team position and functions are attached to each team member's name as follows:
4 = Fourth, 3 = Third, 2 = Second, 1 = Lead, A = Alternate, S = Skip, V = Vice-Skip

LEGEND

LSFE (*) Last stone first end X Unplayed/unfinished end due to concession



Game Results

Sheet	Game	Team	LSFE	1	2	3	4	5	6	7	8	9	10	Extra Ends	Total
D	10	NOR - Norway	*	0	1	0	0	0	0	2	0	1	X		4
	10	SWE - Sweden		0	0	0	0	0	0	0	1	0	X		1

NOR - Norway

4 S WALSTAD Steffen
3 V MJOEN Eirik
2 NEDREGOTTEN Magnus
1 ROELVAAG Sander
A -

Time remaining: 6 minutes 52 seconds

SWE - Sweden

4 V MABERGS Patric
3 S ESKILSSON Gustav
2 JOHANSSON Jesper
1 PATZ Johannes
A -

Time remaining: 7 minutes 9 seconds

NOTES

Team position and functions are attached to each team member's name as follows:
4 = Fourth, 3 = Third, 2 = Second, 1 = Lead, A = Alternate, S = Skip, V = Vice-Skip

LEGEND

LSFE (*) Last stone first end X Unplayed/unfinished end due to concession



Game Results

Sheet	Game	Team	LSFE	1	2	3	4	5	6	7	8	9	10	Extra Ends	Total
B	10	RUS - Russian Federation	*	4	0	0	1	0	0	0	1	0	1		7
	10	GBR - United Kingdom		0	1	1	0	0	1	0	0	2	0		5

RUS - Russian Federation		Game Accuracy
4 S	ARKHIPOV Evgeny	76 %
3 V	STUKALSKIY Alexey	85 %
2	RAZHABOV Artur	93 %
1	KALALB Anton	73 %
A	DROZDOV Andrey	- %
Team Total		82 %

Time remaining: 2 minutes 13 seconds

GBR - United Kingdom		Game Accuracy
4 S	SMITH Kyle	76 %
3 V	HARDIE Grant	66 %
2	MUIRHEAD Thomas	83 %
1	SCHREIBER Alasdair	85 %
A	TAYLOR Stuart	- %
Team Total		78 %

Time remaining: 5 minutes 9 seconds

NOTES

Team position and functions are attached to each team member's name as follows:
4 = Fourth, **3** = Third, **2** = Second, **1** = Lead, **A** = Alternate, **S** = Skip, **V** = Vice-Skip

LEGEND

LSFE (*) Last stone first end



Game Results

Sheet	Game	Team	LSFE	1	2	3	4	5	6	7	8	9	10	Extra Ends	Total
A	1	ESP - Spain	*	1	0	0	0	1	1	0	0	0	X		3
	1	JPN - Japan		0	0	2	2	0	0	2	2	5	X		13

ESP - Spain

4 S VEZ Sergio
3 FERNANDEZ Mario
2 DE PAZ Eduardo
1 V GARCIA Angel
A DOMINGO Luis

Last Stone Draw: 56.4cm 41.5cm ♂ VEZ S
14.9cm ♂ GARCIA A

Time remaining: 4 minutes 49 seconds

JPN - Japan

4 S TANIDA Yasumasa
3 V TAKIGAHIRA Yuya
2 USUI Shingo
1 YOSHIKAWA Kazuki
A HIRATA Kohsuke

Last Stone Draw: 134.0cm 23.4cm ♂ TANIDA Y
110.6cm ♂ YOSHIKAWA K

Time remaining: 12 minutes 5 seconds

NOTES

Team position and functions are attached to each team member's name as follows:
4 = Fourth, 3 = Third, 2 = Second, 1 = Lead, A = Alternate, S = Skip, V = Vice-Skip

LEGEND

LSFE (*) Last stone first end X Unplayed/unfinished end due to concession



Game Results

Sheet	Game	Team	LSFE	1	2	3	4	5	6	7	8	9	10	Extra Ends	Total
B	1	USA - United States of America	*	1	1	0	0	1	1	0	1	0	1		6
	1	CAN - Canada		0	0	4	0	0	0	1	0	0	0		5

USA - United States of America

4 S DROPKIN Stephen
3 V MORTON Blake
2 KAKELA Kyle
1 JENSEN Evan
A WEBER Calvin

Last Stone Draw: 51.3cm 9.4cm ♂ MORTON B
41.9cm ♂ KAKELA K

Time remaining: 1 minute 57 seconds

CAN - Canada

4 S DUNSTONE Matt
3 V COLEMAN James
2 GRANT Daniel
1 GALLANT Christopher
A -

Last Stone Draw: 133.6cm 112.7cm ♂ DUNSTONE M
20.9cm ♂ GALLANT C

Time remaining: 6 minutes 17 seconds

NOTES

Team position and functions are attached to each team member's name as follows:
4 = Fourth, 3 = Third, 2 = Second, 1 = Lead, A = Alternate, S = Skip, V = Vice-Skip

LEGEND



LSFE (*) Last stone first end



Game Results



Sheet	Game	Team	LSFE	1	2	3	4	5	6	7	8	9	10	Extra Ends	Total
C	1	RUS - Russian Federation	*	1	0	0	3	3	2	0	3	X	X		12
	1	SWE - Sweden		0	1	3	0	0	0	2	0	X	X		6

RUS - Russian Federation		Game Accuracy
4 S	ARKHIPOV Evgeny	73 %
3 V	STUKALSKIY Alexey	80 %
2	RAZHABOV Artur	77 %
1	KALALB Anton	92 %
A	DROZDOV Andrey	- %
Team Total		80 %

Last Stone Draw: 49.8cm 0.0cm  ARKHIPOV E
49.8cm  STUKALSKIY A

Time remaining: 7 minutes 38 seconds

SWE - Sweden		Game Accuracy
4 V	MABERGS Patric	69 %
3 S	ESKILSSON Gustav	83 %
2	JOHANSSON Jesper	91 %
1	PATZ Johannes	97 %
A	-	- %
Team Total		85 %

Last Stone Draw: 216.8cm 31.4cm  JOHANSSON J
185.4cm  PATZ J

Time remaining: 9 minutes 18 seconds

NOTES

Team position and functions are attached to each team member's name as follows:
4 = Fourth, 3 = Third, 2 = Second, 1 = Lead, A = Alternate, S = Skip, V = Vice-Skip

LEGEND

LSFE (*) Last stone first end X Unplayed/unfinished end due to concession



Game Results

Sheet	Game	Team	LSFE	1	2	3	4	5	6	7	8	9	10	Extra	Ends	Total
D	1	GBR - United Kingdom		0	1	0	2	1	0	1	0	0	0			5
	1	CZE - Czech Republic	*	2	0	1	0	0	0	0	0	1	1	1		6

GBR - United Kingdom

4 S SMITH Kyle
3 V HARDIE Grant
2 MUIRHEAD Thomas
1 TAYLOR Stuart
A SCHREIBER Alasdair

Last Stone Draw: 221.9cm 51.4cm ♂ HARDIE G
170.5cm ♂ SMITH K

Time remaining: 10 minutes 24 seconds
1 minute 8 seconds (after extra end)

CZE - Czech Republic

4 V SPLAVEC Jakub
3 S CHALOUPEK Krystof
2 JURIK Martin
1 SEDLAR Jan
A ZELENKA Tomas

Last Stone Draw: 180.5cm 0.0cm ♂ SPLAVEC J
180.5cm ♂ JURIK M

Time remaining: 5 minutes 54 seconds
0 minutes 56 seconds (after extra end)

NOTES

Team position and functions are attached to each team member's name as follows:
4 = Fourth, 3 = Third, 2 = Second, 1 = Lead, A = Alternate, S = Skip, V = Vice-Skip

LEGEND

LSFE (*) Last stone first end



Game Results

Sheet	Game	Team	LSFE	1	2	3	4	5	6	7	8	9	10	Extra Ends	Total
E	1	NOR - Norway	*	2	0	0	0	0	1	1	2	0	X		6
	1	SUI - Switzerland		0	0	0	1	0	0	0	0	2	X		3

NOR - Norway

4 S WALSTAD Steffen
3 V MJOEN Eirik
2 NEDREGOTTEN Magnus
1 ROELVAAG Sander
A -

Last Stone Draw: 113.4cm 0.0cm ♂ MJOEN E
113.4cm ♂ NEDREGOTTEN M

Time remaining: 10 minutes 24 seconds

SUI - Switzerland

4 V GULKA Roger
3 SCHIFFERLI Daniel
2 S SCIBOZ Kim-Lloyd
1 DESBAILLETS Nicolas
A ISELI Rene

Last Stone Draw: 277.4cm 165.8cm ♂ GULKA R
111.6cm ♂ SCIBOZ K-L

Time remaining: 6 minutes 27 seconds

NOTES

Team position and functions are attached to each team member's name as follows:
4 = Fourth, 3 = Third, 2 = Second, 1 = Lead, A = Alternate, S = Skip, V = Vice-Skip

LEGEND

LSFE (*) Last stone first end X Unplayed/unfinished end due to concession



Game Results

Sheet	Game	Team	LSFE	1	2	3	4	5	6	7	8	9	10	Extra Ends	Total
A	2	CAN - Canada	*	0	0	1	0	2	0	0	1	0	X		4
	2	GBR - United Kingdom		1	1	0	3	0	1	0	0	1	X		7

CAN - Canada

4 S DUNSTONE Matt
3 V COLEMAN James
2 GRANT Daniel
1 GALLANT Christopher
A -

Last Stone Draw: 28.8cm 28.8cm ⚪ COLEMAN J
0.0cm ⚪ GRANT D

Time remaining: 4 minutes 36 seconds

GBR - United Kingdom

4 S SMITH Kyle
3 V HARDIE Grant
2 MUIRHEAD Thomas
1 SCHREIBER Alasdair
A TAYLOR Stuart

Last Stone Draw: 85.5cm 16.2cm ⚪ HARDIE G
69.3cm ⚪ SMITH K

Time remaining: 4 minutes 43 seconds

NOTES

Team position and functions are attached to each team member's name as follows:
4 = Fourth, 3 = Third, 2 = Second, 1 = Lead, A = Alternate, S = Skip, V = Vice-Skip

LEGEND

LSFE (*) Last stone first end X Unplayed/unfinished end due to concession



Game Results

Sheet	Game	Team	LSFE	1	2	3	4	5	6	7	8	9	10	Extra Ends	Total
B	2	JPN - Japan	*	2	0	0	0	0	1	0	1	0	X		4
	2	CZE - Czech Republic		0	2	0	2	1	0	1	0	3	X		9

JPN - Japan

4 S TANIDA Yasumasa
3 V TAKIGAHIRA Yuya
2 USUI Shingo
1 HIRATA Kohsuke
A YOSHIKAWA Kazuki

Last Stone Draw: 54.0cm 7.8cm \cup TAKIGAHIRA Y
46.2cm \cup USUI S

Time remaining: 7 minutes 40 seconds

CZE - Czech Republic

4 V SPLAVEC Jakub
3 S CHALOUPEK Krystof
2 JURIK Martin
1 SEDLAR Jan
A ZELENKA Tomas

Last Stone Draw: 86.4cm 73.9cm \cup SEDLAR J
12.5cm \cup CHALOUPEK K

Time remaining: 6 minutes 59 seconds

NOTES

Team position and functions are attached to each team member's name as follows:
4 = Fourth, 3 = Third, 2 = Second, 1 = Lead, A = Alternate, S = Skip, V = Vice-Skip

LEGEND

LSFE (*) Last stone first end X Unplayed/unfinished end due to concession



Game Results

Sheet	Game	Team	LSFE	1	2	3	4	5	6	7	8	9	10	Extra Ends	Total
C	2	NOR - Norway	*	2	3	0	1	0	4	X	X	X	X		10
	2	ESP - Spain		0	0	1	0	2	0	X	X	X	X		3

NOR - Norway		Game Accuracy
4 S	WALSTAD Steffen	85%
3 V	MJOEN Eirik	79%
2	NEDREGOTTEN Magnus	85%
1	ROELVAAG Sander	85%
A	-	-%
Team Total		84%

Last Stone Draw: 12.2cm 1.4cm ⚪ MJOEN E
10.8cm ⚪ NEDREGOTTEN M

Time remaining: 20 minutes 38 seconds

ESP - Spain		Game Accuracy
4 S	VEZ Sergio	73%
3	FERNANDEZ Mario	38%
2 V	GARCIA Angel	67%
1	DOMINGO Luis	83%
A	DE PAZ Eduardo	-%
Team Total		65%

Last Stone Draw: 291.3cm 105.9cm ⚪ DOMINGO L
185.4cm ⚪ FERNANDEZ M

Time remaining: 13 minutes 32 seconds

NOTES

Team position and functions are attached to each team member's name as follows:
4 = Fourth, 3 = Third, 2 = Second, 1 = Lead, A = Alternate, S = Skip, V = Vice-Skip

LEGEND

LSFE (*) Last stone first end X Unplayed/unfinished end due to concession



Game Results

Sheet	Game	Team	LSFE	1	2	3	4	5	6	7	8	9	10	Extra Ends	Total
D	2	SUI - Switzerland	*	1	0	3	0	0	1	0	1	1	0		7
	2	SWE - Sweden		0	3	0	2	1	0	2	0	0	1		9

SUI - Switzerland

4 V GULKA Roger
3 SCHIFFERLI Daniel
2 S SCIBOZ Kim-Lloyd
1 DESBAILLETS Nicolas
A ISELI Rene

Last Stone Draw: 35.3cm 19.1cm ♂ SCHIFFERLI D
16.2cm ♂ DESBAILLETS N

Time remaining: 3 minutes 53 seconds

SWE - Sweden

4 V MABERGS Patric
3 S ESKILSSON Gustav
2 JOHANSSON Jesper
1 PATZ Johannes
A -

Last Stone Draw: 203.4cm 18.0cm ♂ JOHANSSON J
185.4cm ♂ PATZ J

Time remaining: 3 minutes 34 seconds

NOTES

Team position and functions are attached to each team member's name as follows:
4 = Fourth, 3 = Third, 2 = Second, 1 = Lead, A = Alternate, S = Skip, V = Vice-Skip

LEGEND

LSFE (*) Last stone first end



Game Results

Sheet	Game	Team	LSFE	1	2	3	4	5	6	7	8	9	10	Extra Ends	Total
E	2	USA - United States of America		0	0	1	0	1	0	0	X	X	X		2
	2	RUS - Russian Federation	*	0	2	0	2	0	2	3	X	X	X		9

USA - United States of America

4 S DROPKIN Stephen
3 V MORTON Blake
2 KAKELA Kyle
1 JENSEN Evan
A WEBER Calvin

Last Stone Draw: 265.3cm 79.9cm ⌚ JENSEN E
185.4cm ⌚ DROPKIN S

Time remaining: 12 minutes 33 seconds

RUS - Russian Federation

4 S ARKHIPOV Evgeny
3 V STUKALSKIY Alexey
2 RAZHABOV Artur
1 KALALB Anton
A DROZDOV Andrey

Last Stone Draw: 183.4cm 100.3cm ⌚ RAZHABOV A
83.1cm ⌚ KALALB A

Time remaining: 16 minutes 37 seconds

WEBER C replaced JENSEN E at the beginning of end 6

NOTES

Team position and functions are attached to each team member's name as follows:
4 = Fourth, 3 = Third, 2 = Second, 1 = Lead, A = Alternate, S = Skip, V = Vice-Skip

LEGEND

LSFE (*) Last stone first end X Unplayed/unfinished end due to concession



Game Results

Sheet	Game	Team	LSFE	1	2	3	4	5	6	7	8	9	10	Extra Ends	Total
A	3	SWE - Sweden		0	0	1	1	0	2	0	0	0	1		5
	3	USA - United States of America	*	0	1	0	0	1	0	1	0	1	0		4

SWE - Sweden

4 V MABERGS Patric
3 S ESKILSSON Gustav
2 JOHANSSON Jesper
1 PATZ Johannes
A -

Last Stone Draw: 26.8cm 21.7cm \odot PATZ J
5.1cm \odot JOHANSSON J

Time remaining: 0 minutes 34 seconds

USA - United States of America

4 S DROPKIN Stephen
3 V MORTON Blake
2 KAKELA Kyle
1 JENSEN Evan
A WEBER Calvin

Last Stone Draw: 17.8cm 17.8cm \odot KAKELA K
0.0cm \odot MORTON B

Time remaining: 1 minute 15 seconds

NOTES

Team position and functions are attached to each team member's name as follows:
4 = Fourth, 3 = Third, 2 = Second, 1 = Lead, A = Alternate, S = Skip, V = Vice-Skip

LEGEND

LSFE (*) Last stone first end



Game Results

Sheet	Game	Team	LSFE	1	2	3	4	5	6	7	8	9	10	Extra Ends	Total
B	3	ESP - Spain	*	3	2	0	2	0	3	0	1	1	X		12
	3	SUI - Switzerland		0	0	1	0	3	0	2	0	0	X		6

ESP - Spain

4 S VEZ Sergio
3 FERNANDEZ Mario
2 V GARCIA Angel
1 DOMINGO Luis
A DE PAZ Eduardo

Last Stone Draw: 8.1cm 8.1cm ⚙ GARCIA A
0.0cm ⚙ VEZ S

Time remaining: 6 minutes 17 seconds

SUI - Switzerland

4 V GULKA Roger
3 SCHIFFERLI Daniel
2 S SCIBOZ Kim-Lloyd
1 ISELI Rene
A DESBAILLETS Nicolas

Last Stone Draw: 79.7cm 2.4cm ⚙ SCIBOZ K-L
77.3cm ⚙ GULKA R

Time remaining: 8 minutes 22 seconds

DESBAILLETS N replaced SCIBOZ K-L at the beginning of end 7

NOTES

Team position and functions are attached to each team member's name as follows:
4 = Fourth, 3 = Third, 2 = Second, 1 = Lead, A = Alternate, S = Skip, V = Vice-Skip

LEGEND



LSFE (*) Last stone first end X Unplayed/unfinished end due to concession



Game Results

Sheet	Game	Team	LSFE	1	2	3	4	5	6	7	8	9	10	Extra	Ends	Total
C	3	JPN - Japan		0	1	1	0	1	0	0	0	2	1	0		6
	3	GBR - United Kingdom	*	1	0	0	2	0	2	0	1	0	0	1		7



JPN - Japan		Game Accuracy
4 S	TANIDA Yasumasa	82%
3 V	TAKIGAHIRA Yuya	77%
2	HIRATA Kohsuke	83%
1	YOSHIKAWA Kazuki	78%
A	USUI Shingo	-%
Team Total		80%

Last Stone Draw: 163.6cm 140.7cm  YOSHIKAWA K
22.9cm  TANIDA Y

Time remaining: 3 minutes 57 seconds
1 minute 37 seconds (after extra end)

Time-out: end 9 - JPN stone 6

GBR - United Kingdom		Game Accuracy
4 S	SMITH Kyle	72%
3 V	HARDIE Grant	94%
2	MUIRHEAD Thomas	81%
1	TAYLOR Stuart	71%
A	SCHREIBER Alasdair	-%
Team Total		80%

Last Stone Draw: 152.6cm 120.2cm  MUIRHEAD T
32.4cm  TAYLOR S

Time remaining: 7 minutes 20 seconds
1 minute 31 seconds (after extra end)

Time-out: end 10 - GBR stone 2

NOTES

Team position and functions are attached to each team member's name as follows:
4 = Fourth, 3 = Third, 2 = Second, 1 = Lead, A = Alternate, S = Skip, V = Vice-Skip

LEGEND

LSFE (*) Last stone first end





Game Results

Sheet	Game	Team	LSFE	1	2	3	4	5	6	7	8	9	10	Extra Ends	Total
D	3	RUS - Russian Federation		0	2	0	0	1	0	0	0	X	X		3
	3	NOR - Norway	*	2	0	3	0	0	1	1	1	X	X		8

RUS - Russian Federation



4 S ARKHIPOV Evgeny
3 V STUKALSKIY Alexey
2 RAZHABOV Artur
1 KALALB Anton
A DROZDOV Andrey

Last Stone Draw: 12.7cm 3.9cm  ARKHIPOV E
8.8cm  STUKALSKIY A

Time remaining: 6 minutes 48 seconds

NOR - Norway

4 S WALSTAD Steffen
3 V MJOEN Eirik
2 NEDREGOTTEN Magnus
1 ROELVAAG Sander
A -

Last Stone Draw: 0.0cm 0.0cm  ROELVAAG S
0.0cm  WALSTAD S

Time remaining: 8 minutes 53 seconds

NOTES

Team position and functions are attached to each team member's name as follows:
4 = Fourth, 3 = Third, 2 = Second, 1 = Lead, A = Alternate, S = Skip, V = Vice-Skip

LEGEND

LSFE (*) Last stone first end X Unplayed/unfinished end due to concession



Game Results

Sheet	Game	Team	LSFE	1	2	3	4	5	6	7	8	9	10	Extra Ends	Total
E	3	CAN - Canada		1	2	0	0	0	3	0	1	1	X		8
	3	CZE - Czech Republic	*	0	0	0	1	0	0	1	0	0	X		2

CAN - Canada

4 S DUNSTONE Matt
3 V COLEMAN James
2 GRANT Daniel
1 GALLANT Christopher
A -

Last Stone Draw: 102.0cm 26.8cm ♂ GALLANT C
75.2cm ♂ COLEMAN J

Time remaining: 12 minutes 58 seconds

CZE - Czech Republic

4 V SPLAVEC Jakub
3 S CHALOUPEK Krystof
2 JURIK Martin
1 ZELENKA Tomas
A SEDLAR Jan

Last Stone Draw: 57.3cm 20.1cm ♂ JURIK M
37.2cm ♂ SPLAVEC J

Time remaining: 6 minutes 1 second

NOTES

Team position and functions are attached to each team member's name as follows:
4 = Fourth, 3 = Third, 2 = Second, 1 = Lead, A = Alternate, S = Skip, V = Vice-Skip

LEGEND

LSFE (*) Last stone first end X Unplayed/unfinished end due to concession





Game Results

Sheet	Game	Team	LSFE	1	2	3	4	5	6	7	8	9	10	Extra Ends	Total
A	4	CZE - Czech Republic	*	0	1	0	0	0	1	0	0	2	X		4
	4	NOR - Norway		0	0	3	0	1	0	2	0	0	X		6

CZE - Czech Republic



4 V SPLAVEC Jakub
3 S CHALOUPEK Krystof
2 JURIK Martin
1 SEDLAR Jan
A ZELENKA Tomas

Last Stone Draw: 18.1cm 10.4cm  CHALOUPEK K
7.7cm  SEDLAR J

Time remaining: 1 minute 43 seconds

NOR - Norway

4 S WALSTAD Steffen
3 V MJOEN Eirik
2 NEDREGOTTEN Magnus
1 ROELVAAG Sander
A -

Last Stone Draw: 35.6cm 0.0cm  ROELVAAG S
35.6cm  WALSTAD S

Time remaining: 8 minutes 51 seconds

NOTES

Team position and functions are attached to each team member's name as follows:
4 = Fourth, 3 = Third, 2 = Second, 1 = Lead, A = Alternate, S = Skip, V = Vice-Skip

LEGEND

LSFE (*) Last stone first end X Unplayed/unfinished end due to concession



Game Results

Sheet	Game	Team	LSFE	1	2	3	4	5	6	7	8	9	10	Extra Ends	Total
B	4	RUS - Russian Federation	*	2	0	1	0	0	0	0	0	0	1		4
	4	GBR - United Kingdom		0	1	0	0	0	0	1	0	1	0		3

RUS - Russian Federation

4 S ARKHIPOV Evgeny
3 V STUKALSKIY Alexey
2 RAZHABOV Artur
1 KALALB Anton
A DROZDOV Andrey

Last Stone Draw: 85.9cm 57.2cm ⚙ STUKALSKIY A
28.7cm ⚙ ARKHIPOV E

Time remaining: 0 minutes 43 seconds

GBR - United Kingdom

4 S SMITH Kyle
3 V HARDIE Grant
2 MUIRHEAD Thomas
1 SCHREIBER Alasdair
A TAYLOR Stuart

Last Stone Draw: 181.0cm 49.9cm ⚙ MUIRHEAD T
131.1cm ⚙ SCHREIBER A

Time remaining: 1 minute 24 seconds

NOTES

Team position and functions are attached to each team member's name as follows:
4 = Fourth, 3 = Third, 2 = Second, 1 = Lead, A = Alternate, S = Skip, V = Vice-Skip

LEGEND

LSFE (*) Last stone first end



Game Results

Sheet	Game	Team	LSFE	1	2	3	4	5	6	7	8	9	10	Extra Ends	Total
C	4	SUI - Switzerland		0	3	0	1	0	1	0	0	2	1		8
	4	CAN - Canada	*	2	0	2	0	1	0	0	1	0	0		6

SUI - Switzerland		Game Accuracy
4 V	SCHIFFERLI Daniel	75 %
3	GULKA Roger	51 %
2 S	DESBAILLETS Nicolas	64 %
1	ISELI Rene	78 %
A	SCIBOZ Kim-Lloyd	- %
Team Total		67 %

Last Stone Draw: 126.0cm 14.3cm ⚪ SCHIFFERLI D
111.7cm ⚪ ISELI R

Time remaining: 2 minutes 14 seconds

Time-out: end 10 - SUI stone 3

CAN - Canada		Game Accuracy
4 S	DUNSTONE Matt	63 %
3 V	COLEMAN James	70 %
2	GRANT Daniel	79 %
1	GALLANT Christopher	90 %
A	-	- %
Team Total		75 %

Last Stone Draw: 95.0cm 95.0cm ⚪ GRANT D
0.0cm ⚪ DUNSTONE M

Time remaining: 0 minutes 36 seconds

Time-out: end 8 - CAN stone 5

NOTES

Team position and functions are attached to each team member's name as follows:
4 = Fourth, 3 = Third, 2 = Second, 1 = Lead, A = Alternate, S = Skip, V = Vice-Skip

LEGEND

LSFE (*) Last stone first end



Game Results

Sheet	Game	Team	LSFE	1	2	3	4	5	6	7	8	9	10	Extra Ends	Total
D	4	SWE - Sweden	*	1	0	0	2	0	2	1	0	1	X		7
	4	ESP - Spain		0	1	0	0	0	0	0	1	0	X		2

SWE - Sweden

4 V MABERGS Patric
3 S ESKILSSON Gustav
2 JOHANSSON Jesper
1 PATZ Johannes
A -

Last Stone Draw: 0.0cm 0.0cm ⌚ PATZ J
0.0cm ⌚ JOHANSSON J

Time remaining: 16 minutes 26 seconds

ESP - Spain

4 S VEZ Sergio
3 V GARCIA Angel
2 DE PAZ Eduardo
1 DOMINGO Luis
A FERNANDEZ Mario

Last Stone Draw: 100.9cm 100.9cm ⌚ DE PAZ E
0.0cm ⌚ DOMINGO L

Time remaining: 12 minutes 33 seconds

NOTES

Team position and functions are attached to each team member's name as follows:
4 = Fourth, 3 = Third, 2 = Second, 1 = Lead, A = Alternate, S = Skip, V = Vice-Skip

LEGEND

LSFE (*) Last stone first end X Unplayed/unfinished end due to concession



Game Results

Sheet	Game	Team	LSFE	1	2	3	4	5	6	7	8	9	10	Extra Ends	Total
E	4	JPN - Japan	*	0	2	0	1	2	0	0	1	0	1		7
	4	USA - United States of America		0	0	1	0	0	4	0	0	1	0		6

JPN - Japan

4 S TANIDA Yasumasa
3 V HIRATA Kohsuke
2 USUI Shingo
1 YOSHIKAWA Kazuki
A TAKIGAHIRA Yuya

Last Stone Draw: 108.1cm 60.4cm ♂ USUI S
47.7cm ♂ HIRATA K

Time remaining: 9 minutes 20 seconds

USA - United States of America

4 S DROPKIN Stephen
3 V MORTON Blake
2 KAKELA Kyle
1 JENSEN Evan
A WEBER Calvin

Last Stone Draw: 150.1cm 68.6cm ♂ DROPKIN S
81.5cm ♂ JENSEN E

Time remaining: 0 minutes 44 seconds

NOTES

Team position and functions are attached to each team member's name as follows:
4 = Fourth, 3 = Third, 2 = Second, 1 = Lead, A = Alternate, S = Skip, V = Vice-Skip

LEGEND

LSFE (*) Last stone first end



Game Results

Sheet	Game	Team	LSFE	1	2	3	4	5	6	7	8	9	10	Extra Ends	Total
A	5	RUS - Russian Federation		0	0	0	0	1	2	0	2	0	0		5
	5	CAN - Canada	*	0	2	1	1	0	0	1	0	2	2		9

RUS - Russian Federation

4 S ARKHIPOV Evgeny
3 V STUKALSKIY Alexey
2 RAZHABOV Artur
1 KALALB Anton
A DROZDOV Andrey

Last Stone Draw: 85.3cm 65.3cm ⚙ STUKALSKIY A
20.0cm ⚙ ARKHIPOV E

Time remaining: 2 minutes 49 seconds

CAN - Canada

4 S DUNSTONE Matt
3 V GRANT Daniel
2 COLEMAN James
1 GALLANT Christopher
A -

Last Stone Draw: 71.7cm 6.9cm ⚙ DUNSTONE M
64.8cm ⚙ GALLANT C

Time remaining: 9 minutes 40 seconds

NOTES

Team position and functions are attached to each team member's name as follows:
4 = Fourth, 3 = Third, 2 = Second, 1 = Lead, A = Alternate, S = Skip, V = Vice-Skip

LEGEND

LSFE (*) Last stone first end



Game Results

Sheet	Game	Team	LSFE	1	2	3	4	5	6	7	8	9	10	Extra Ends	Total
B	5	NOR - Norway	*	0	0	1	1	0	1	0	1	0	1		5
	5	JPN - Japan		0	1	0	0	0	0	1	0	1	0		3

NOR - Norway

4 S WALSTAD Steffen
3 V MJOEN Eirik
2 NEDREGOTTEN Magnus
1 ROELVAAG Sander
A -

Last Stone Draw: 18.1cm 18.1cm ♂ MJOEN E
0.0cm ♂ NEDREGOTTEN M

Time remaining: 2 minutes 35 seconds

JPN - Japan

4 S TANIDA Yasumasa
3 V HIRATA Kohsuke
2 USUI Shingo
1 YOSHIKAWA Kazuki
A TAKIGAHIRA Yuya

Last Stone Draw: 26.3cm 26.3cm ♂ TANIDA Y
0.0cm ♂ YOSHIKAWA K

Time remaining: 2 minutes 31 seconds

NOTES

Team position and functions are attached to each team member's name as follows:
4 = Fourth, 3 = Third, 2 = Second, 1 = Lead, A = Alternate, S = Skip, V = Vice-Skip

LEGEND



LSFE (*) Last stone first end



Game Results

Sheet	Game	Team	LSFE	1	2	3	4	5	6	7	8	9	10	Extra Ends	Total
C	5	ESP - Spain		0	0	2	0	0	2	0	1	0	2		7
	5	CZE - Czech Republic	*	1	1	0	1	0	0	1	0	2	0		6



ESP - Spain		Game Accuracy
4 S	VEZ Sergio	72%
3 V	FERNANDEZ Mario	79%
2	DE PAZ Eduardo	78%
1	DOMINGO Luis	54%
A	GARCIA Angel	-%
Team Total		71%

Last Stone Draw: 296.8cm 185.4cm  FERNANDEZ M
111.4cm  DE PAZ E

Time remaining: 1 minute 3 seconds

Time-out: end 8 - ESP stone 5

CZE - Czech Republic		Game Accuracy
4 V	SPLAVEC Jakub	74%
3 S	CHALOUPEK Krystof	60%
2	JURIK Martin	58%
1	SEDLAR Jan	76%
A	ZELENKA Tomas	-%
Team Total		67%

Last Stone Draw: 53.1cm 49.7cm  SPLAVEC J
3.4cm  JURIK M

Time remaining: 0 minutes 35 seconds

Time-out: end 8 - CZE stone 6

NOTES

Team position and functions are attached to each team member's name as follows:
4 = Fourth, 3 = Third, 2 = Second, 1 = Lead, A = Alternate, S = Skip, V = Vice-Skip

LEGEND

LSFE (*) Last stone first end



Game Results

Sheet	Game	Team	LSFE	1	2	3	4	5	6	7	8	9	10	Extra Ends	Total
D	5	USA - United States of America	*	0	2	0	1	1	0	0	3	0	0		7
	5	SUI - Switzerland		3	0	0	0	0	0	2	0	1	2		8

USA - United States of America

4 S DROPKIN Stephen
3 V MORTON Blake
2 KAKELA Kyle
1 WEBER Calvin
A JENSEN Evan

Last Stone Draw: 64.2cm 57.6cm ⌚ MORTON B
6.6cm ⌚ KAKELA K

Time remaining: 1 minute 58 seconds

SUI - Switzerland

4 V SCHIFFERLI Daniel
3 GULKA Roger
2 S DESBAILLETS Nicolas
1 ISELI Rene
A SCIBOZ Kim-Lloyd

Last Stone Draw: 284.4cm 185.4cm ⌚ ISELI R
99.0cm ⌚ DESBAILLETS N

Time remaining: 2 minutes 6 seconds

NOTES

Team position and functions are attached to each team member's name as follows:
4 = Fourth, 3 = Third, 2 = Second, 1 = Lead, A = Alternate, S = Skip, V = Vice-Skip

LEGEND

LSFE (*) Last stone first end



Game Results

Sheet	Game	Team	LSFE	1	2	3	4	5	6	7	8	9	10	Extra Ends	Total
E	5	GBR - United Kingdom	*	1	0	1	0	1	1	3	0	0	2		9
	5	SWE - Sweden		0	3	0	1	0	0	0	1	1	0		6

GBR - United Kingdom

4 S SMITH Kyle
3 V HARDIE Grant
2 MUIRHEAD Thomas
1 SCHREIBER Alasdair
A TAYLOR Stuart

Last Stone Draw: 95.7cm 14.7cm ♂ SMITH K
81.0cm ♂ HARDIE G

Time remaining: 1 minute 54 seconds

SWE - Sweden

4 V MABERGS Patric
3 S ESKILSSON Gustav
2 JOHANSSON Jesper
1 PATZ Johannes
A -

Last Stone Draw: 127.8cm 105.0cm ♂ ESKILSSON G
22.8cm ♂ MABERGS P

Time remaining: 1 minute 29 seconds

NOTES

Team position and functions are attached to each team member's name as follows:
4 = Fourth, 3 = Third, 2 = Second, 1 = Lead, A = Alternate, S = Skip, V = Vice-Skip

LEGEND

LSFE (*) Last stone first end



Game Results

Sheet	Game	Team	LSFE	1	2	3	4	5	6	7	8	9	10	Extra Ends	Total
A	6	NOR - Norway	*	1	3	0	0	1	0	0	0	1	X		6
	6	SWE - Sweden		0	0	0	1	0	1	2	0	0	X		4

NOR - Norway

4 S WALSTAD Steffen
3 V MJOEN Eirik
2 NEDREGOTTEN Magnus
1 ROELVAAG Sander
A -

Last Stone Draw: 103.1cm 0.0cm NEDREGOTTEN M
103.1cm MJOEN E

Time remaining: 9 minutes 22 seconds

SWE - Sweden

4 V MABERGS Patric
3 S ESKILSSON Gustav
2 JOHANSSON Jesper
1 PATZ Johannes
A -

Last Stone Draw: 150.4cm 27.4cm ESKILSSON G
123.0cm MABERGS P

Time remaining: 5 minutes 55 seconds

NOTES

Team position and functions are attached to each team member's name as follows:
4 = Fourth, 3 = Third, 2 = Second, 1 = Lead, A = Alternate, S = Skip, V = Vice-Skip

LEGEND

LSFE (*) Last stone first end X Unplayed/unfinished end due to concession



Game Results

Sheet	Game	Team	LSFE	1	2	3	4	5	6	7	8	9	10	Extra Ends	Total
B	6	CAN - Canada	*	2	0	3	0	0	0	6	X	X	X		11
	6	ESP - Spain		0	1	0	0	0	1	0	X	X	X		2

CAN - Canada

4 S DUNSTONE Matt
3 V GRANT Daniel
2 COLEMAN James
1 GALLANT Christopher
A -

Last Stone Draw: 8.5cm 0.0cm ♂ COLEMAN J
8.5cm ♂ GRANT D

Time remaining: 17 minutes 59 seconds

ESP - Spain

4 S VEZ Sergio
3 V FERNANDEZ Mario
2 DE PAZ Eduardo
1 DOMINGO Luis
A GARCIA Angel

Last Stone Draw: 244.6cm 59.2cm ♂ DOMINGO L
185.4cm ♂ DE PAZ E

Time remaining: 15 minutes 5 seconds

NOTES

Team position and functions are attached to each team member's name as follows:
4 = Fourth, 3 = Third, 2 = Second, 1 = Lead, A = Alternate, S = Skip, V = Vice-Skip

LEGEND

LSFE (*) Last stone first end X Unplayed/unfinished end due to concession



Game Results

Sheet	Game	Team	LSFE	1	2	3	4	5	6	7	8	9	10	Extra Ends	Total
C	6	GBR - United Kingdom	*	0	0	1	1	1	0	1	0	0	1		5
	6	USA - United States of America		0	1	0	0	0	1	0	2	0	0		4

GBR - United Kingdom		Game Accuracy
4 S	SMITH Kyle	89%
3 V	HARDIE Grant	73%
2	MUIRHEAD Thomas	66%
1	TAYLOR Stuart	81%
A	SCHREIBER Alasdair	-%
Team Total		77%

Last Stone Draw: 44.7cm 14.0cm ⚪ SMITH K
30.7cm ⚪ HARDIE G

Time remaining: 4 minutes 31 seconds

USA - United States of America		Game Accuracy
4 S	DROPKIN Stephen	72%
3 V	MORTON Blake	63%
2	KAKELA Kyle	80%
1	JENSEN Evan	78%
A	WEBER Calvin	-%
Team Total		73%

Last Stone Draw: 49.0cm 0.0cm ⚪ JENSEN E
49.0cm ⚪ DROPKIN S

Time remaining: 1 minute 17 seconds

NOTES

Team position and functions are attached to each team member's name as follows:
4 = Fourth, 3 = Third, 2 = Second, 1 = Lead, A = Alternate, S = Skip, V = Vice-Skip

LEGEND

LSFE (*) Last stone first end



Game Results

Sheet	Game	Team	LSFE	1	2	3	4	5	6	7	8	9	10	Extra Ends	Total
D	6	CZE - Czech Republic		0	0	0	0	0	0	2	1	0	X		3
	6	RUS - Russian Federation	*	0	2	1	3	1	0	0	0	3	X		10

CZE - Czech Republic

4 S SPLAVEC Jakub
3 V JURIK Martin
2 ZELENKA Tomas
1 SEDLAR Jan
A CHALOUPEK Krystof

Last Stone Draw: 86.9cm 50.7cm ⚪ JURIK M
36.2cm ⚪ SPLAVEC J

Time remaining: 5 minutes 4 seconds

RUS - Russian Federation

4 S ARKHIPOV Evgeny
3 V STUKALSKIY Alexey
2 RAZHABOV Artur
1 KALALB Anton
A DROZDOV Andrey

Last Stone Draw: 15.4cm 15.4cm ⚪ RAZHABOV A
0.0cm ⚪ KALALB A

Time remaining: 11 minutes 17 seconds

NOTES

Team position and functions are attached to each team member's name as follows:
4 = Fourth, 3 = Third, 2 = Second, 1 = Lead, A = Alternate, S = Skip, V = Vice-Skip

LEGEND

LSFE (*) Last stone first end X Unplayed/unfinished end due to concession



Game Results

Sheet	Game	Team	LSFE	1	2	3	4	5	6	7	8	9	10	Extra Ends	Total
E	6	SUI - Switzerland		0	0	0	1	0	0	0	1	0	X		2
	6	JPN - Japan	*	0	0	0	0	3	1	1	0	2	X		7

SUI - Switzerland

4 V SCHIFFERLI Daniel
3 GULKA Roger
2 S DESBAILLETS Nicolas
1 ISELI Rene
A SCIBOZ Kim-Lloyd

Last Stone Draw: 211.1cm 185.4cm ⌚ GULKA R
25.7cm ⌚ SCHIFFERLI D

Time remaining: 6 minutes 28 seconds

JPN - Japan

4 S TANIDA Yasumasa
3 V HIRATA Kohsuke
2 USUI Shingo
1 TAKIGAHIRA Yuya
A YOSHIKAWA Kazuki

Last Stone Draw: 201.1cm 45.8cm ⌚ HIRATA K
155.3cm ⌚ USUI S

Time remaining: 12 minutes 10 seconds

NOTES

Team position and functions are attached to each team member's name as follows:
4 = Fourth, 3 = Third, 2 = Second, 1 = Lead, A = Alternate, S = Skip, V = Vice-Skip

LEGEND

LSFE (*) Last stone first end X Unplayed/unfinished end due to concession



Game Results

Sheet	Game	Team	LSFE	1	2	3	4	5	6	7	8	9	10	Extra Ends	Total
A	7	USA - United States of America		0	1	0	1	0	2	0	2	0	X		6
	7	CZE - Czech Republic	*	2	0	2	0	1	0	2	0	1	X		8

USA - United States of America

4 S DROPKIN Stephen
3 V MORTON Blake
2 KAKELA Kyle
1 JENSEN Evan
A WEBER Calvin

Last Stone Draw: 370.8cm 185.4cm ⌚ KAKELA K
185.4cm ⌚ MORTON B

Time remaining: 2 minutes 51 seconds

CZE - Czech Republic

4 V SPLAVEC Jakub
3 S CHALOUPEK Krystof
2 JURIK Martin
1 SEDLAR Jan
A ZELENKA Tomas

Last Stone Draw: 110.8cm 36.8cm ⌚ SEDLAR J
74.0cm ⌚ CHALOUPEK K

Time remaining: 5 minutes 7 seconds

NOTES

Team position and functions are attached to each team member's name as follows:
4 = Fourth, 3 = Third, 2 = Second, 1 = Lead, A = Alternate, S = Skip, V = Vice-Skip

LEGEND

LSFE (*) Last stone first end X Unplayed/unfinished end due to concession



Game Results

Sheet	Game	Team	LSFE	1	2	3	4	5	6	7	8	9	10	Extra Ends	Total
B	7	SUI - Switzerland	*	0	1	0	0	0	2	0	2	0	X		5
	7	RUS - Russian Federation		0	0	3	2	0	0	1	0	2	X		8

SUI - Switzerland

4 V SCHIFFERLI Daniel
3 GULKA Roger
2 S DESBAILLETS Nicolas
1 SCIBOZ Kim-Lloyd
A ISELI Rene

Last Stone Draw: 28.2cm 18.4cm ⌚ DESBAILLETS N
9.8cm ⌚ SCIBOZ K-L

Time remaining: 9 minutes 1 second

RUS - Russian Federation

4 S ARKHIPOV Evgeny
3 V STUKALSKIY Alexey
2 RAZHABOV Artur
1 KALALB Anton
A DROZDOV Andrey

Last Stone Draw: 80.7cm 71.9cm ⌚ KALALB A
8.8cm ⌚ RAZHABOV A

Time remaining: 13 minutes 11 seconds

NOTES

Team position and functions are attached to each team member's name as follows:
4 = Fourth, 3 = Third, 2 = Second, 1 = Lead, A = Alternate, S = Skip, V = Vice-Skip

LEGEND

LSFE (*) Last stone first end X Unplayed/unfinished end due to concession



Game Results

Sheet	Game	Team	LSFE	1	2	3	4	5	6	7	8	9	10	Extra Ends	Total
C	7	SWE - Sweden		0	0	0	0	1	2	0	0	2	0	1	6
	7	JPN - Japan	*	1	0	0	1	0	0	0	1	0	2	0	5

SWE - Sweden		Game Accuracy
4 V	MABERGS Patric	86 %
3 S	ESKILSSON Gustav	85 %
2	JOHANSSON Jesper	86 %
1	PATZ Johannes	84 %
A	-	- %
Team Total		86 %

Last Stone Draw: 37.3cm 8.0cm \odot MABERGS P
29.3cm \odot ESKILSSON G

Time remaining: 2 minutes 54 seconds
2 minutes 43 seconds (after extra end)

JPN - Japan		Game Accuracy
4 S	TANIDA Yasumasa	81%
3 V	HIRATA Kohsuke	76%
2	USUI Shingo	78%
1	YOSHIKAWA Kazuki	86%
A	TAKIGAHIRA Yuya	- %
Team Total		80%

Last Stone Draw: 25.8cm 0.0cm \odot YOSHIKAWA K
25.8cm \odot TANIDA Y

Time remaining: 4 minutes 42 seconds
1 minute 39 seconds (after extra end)

NOTES

Team position and functions are attached to each team member's name as follows:
4 = Fourth, 3 = Third, 2 = Second, 1 = Lead, A = Alternate, S = Skip, V = Vice-Skip

LEGEND

LSFE (*) Last stone first end



Game Results

Sheet	Game	Team	LSFE	1	2	3	4	5	6	7	8	9	10	Extra Ends	Total
D	7	NOR - Norway	*	1	0	1	0	1	0	2	0	2	X		7
	7	CAN - Canada		0	2	0	2	0	2	0	3	0	X		9

NOR - Norway

4 S WALSTAD Steffen
3 V MJOEN Eirik
2 NEDREGOTTEN Magnus
1 ROELVAAG Sander
A -

Last Stone Draw: 26.8cm 9.8cm ⚪ NEDREGOTTEN M
17.0cm ⚪ MJOEN E

Time remaining: 7 minutes 57 seconds

CAN - Canada

4 S DUNSTONE Matt
3 V GRANT Daniel
2 COLEMAN James
1 GALLANT Christopher
A -

Last Stone Draw: 81.1cm 81.1cm ⚪ GALLANT C
0.0cm ⚪ COLEMAN J

Time remaining: 12 minutes 57 seconds

NOTES

Team position and functions are attached to each team member's name as follows:
4 = Fourth, 3 = Third, 2 = Second, 1 = Lead, A = Alternate, S = Skip, V = Vice-Skip

LEGEND

LSFE (*) Last stone first end X Unplayed/unfinished end due to concession



Game Results

Sheet	Game	Team	LSFE	1	2	3	4	5	6	7	8	9	10	Extra Ends	Total
E	7	ESP - Spain		0	1	0	0	1	0	1	0	0	0		3
	7	GBR - United Kingdom	*	1	0	1	0	0	1	0	0	0	1		4

ESP - Spain

4 S VEZ Sergio
3 V GARCIA Angel
2 DE PAZ Eduardo
1 DOMINGO Luis
A FERNANDEZ Mario

Last Stone Draw: 146.9cm 74.1cm \cup VEZ S
72.8cm \cup GARCIA A

Time remaining: 3 minutes 7 seconds

GBR - United Kingdom

4 S SMITH Kyle
3 V HARDIE Grant
2 MUIRHEAD Thomas
1 TAYLOR Stuart
A SCHREIBER Alasdair

Last Stone Draw: 39.1cm 1.9cm \cup TAYLOR S
37.2cm \cup MUIRHEAD T

Time remaining: 4 minutes 38 seconds

NOTES

Team position and functions are attached to each team member's name as follows:
4 = Fourth, 3 = Third, 2 = Second, 1 = Lead, A = Alternate, S = Skip, V = Vice-Skip

LEGEND

LSFE (*) Last stone first end



Game Results

Sheet	Game	Team	LSFE	1	2	3	4	5	6	7	8	9	10	Extra Ends	Total
A	8	JPN - Japan	*	1	0	0	1	0	0	2	0	X	X		4
	8	RUS - Russian Federation		0	2	0	0	3	2	0	3	X	X		10

JPN - Japan

4 S TANIDA Yasumasa
3 V HIRATA Kohsuke
2 USUI Shingo
1 TAKIGAHIRA Yuya
A YOSHIKAWA Kazuki

Last Stone Draw: 65.1cm 4.0cm ♂ USUI S
61.1cm ♂ TAKIGAHIRA Y

Time remaining: 8 minutes 58 seconds

RUS - Russian Federation

4 S ARKHIPOV Evgeny
3 V STUKALSKIY Alexey
2 RAZHABOV Artur
1 KALALB Anton
A DROZDOV Andrey

Last Stone Draw: 120.0cm 0.0cm ♂ KALALB A
120.0cm ♂ RAZHABOV A

Time remaining: 8 minutes 22 seconds

NOTES

Team position and functions are attached to each team member's name as follows:
4 = Fourth, 3 = Third, 2 = Second, 1 = Lead, A = Alternate, S = Skip, V = Vice-Skip

LEGEND

LSFE (*) Last stone first end X Unplayed/unfinished end due to concession



Game Results

Sheet	Game	Team	LSFE	1	2	3	4	5	6	7	8	9	10	Extra Ends	Total
B	8	GBR - United Kingdom	*	0	2	0	0	1	0	0	1	0	X		4
	8	NOR - Norway		0	0	0	2	0	1	0	0	3	X		6

GBR - United Kingdom

4 S SMITH Kyle
3 V HARDIE Grant
2 MUIRHEAD Thomas
1 SCHREIBER Alasdair
A TAYLOR Stuart

Last Stone Draw: 50.7cm 49.3cm ♂ SCHREIBER A
1.4cm ♂ MUIRHEAD T

Time remaining: 4 minutes 20 seconds

NOR - Norway

4 S WALSTAD Steffen
3 V MJOEN Eirik
2 NEDREGOTTEN Magnus
1 ROELVAAG Sander
A -

Last Stone Draw: 109.2cm 95.1cm ♂ WALSTAD S
14.1cm ♂ ROELVAAG S

Time remaining: 3 minutes 25 seconds

NOTES

Team position and functions are attached to each team member's name as follows:
4 = Fourth, 3 = Third, 2 = Second, 1 = Lead, A = Alternate, S = Skip, V = Vice-Skip

LEGEND

LSFE (*) Last stone first end X Unplayed/unfinished end due to concession



Game Results

Sheet	Game	Team	LSFE	1	2	3	4	5	6	7	8	9	10	Extra Ends	Total
C	8	CZE - Czech Republic	*	2	0	0	2	0	0	2	0	0	1		7
	8	SUI - Switzerland		0	2	1	0	4	1	0	1	0	0		9

CZE - Czech Republic		Game Accuracy
4 V	SPLAVEC Jakub	57 %
3 S	CHALOUPEK Krystof	59 %
2	JURIK Martin	81 %
1	SEDLAR Jan	80 %
A	ZELENKA Tomas	- %
Team Total		70 %

Last Stone Draw: 66.8cm 27.5cm ⌚ CHALOUPEK K
39.3cm ⌚ SEDLAR J

Time remaining: 0 minutes 55 seconds

Time-out: end 7 - CZE stone 6

SUI - Switzerland		Game Accuracy
4 V	SCHIFFERLI Daniel	74 %
3	GULKA Roger	64 %
2 S	DESBAILLETS Nicolas	71 %
1	SCIBOZ Kim-Lloyd	68 %
A	ISELI Rene	- %
Team Total		69 %

Last Stone Draw: 158.6cm 158.6cm ⌚ SCIBOZ K-L
0.0cm ⌚ SCHIFFERLI D

Time remaining: 2 minutes 53 seconds

NOTES

Team position and functions are attached to each team member's name as follows:
4 = Fourth, 3 = Third, 2 = Second, 1 = Lead, A = Alternate, S = Skip, V = Vice-Skip

LEGEND

LSFE (*) Last stone first end





Game Results

Sheet	Game	Team	LSFE	1	2	3	4	5	6	7	8	9	10	Extra Ends	Total
D	8	ESP - Spain		0	2	1	0	0	0	0	0	X	X		3
	8	USA - United States of America	*	0	0	0	2	2	2	1	4	X	X		11

ESP - Spain



4 S VEZ Sergio
3 V GARCIA Angel
2 DE PAZ Eduardo
1 DOMINGO Luis
A FERNANDEZ Mario

Last Stone Draw: 43.7cm 9.6cm  GARCIA A
34.1cm  VEZ S

Time remaining: 14 minutes 7 seconds

USA - United States of America

4 S DROPKIN Stephen
3 V KAKELA Kyle
2 MORTON Blake
1 WEBER Calvin
A JENSEN Evan

Last Stone Draw: 42.5cm 21.1cm  DROPKIN S
21.4cm  WEBER C

Time remaining: 9 minutes 7 seconds

NOTES

Team position and functions are attached to each team member's name as follows:
4 = Fourth, 3 = Third, 2 = Second, 1 = Lead, A = Alternate, S = Skip, V = Vice-Skip

LEGEND

LSFE (*) Last stone first end X Unplayed/unfinished end due to concession



Game Results

Sheet	Game	Team	LSFE	1	2	3	4	5	6	7	8	9	10	Extra Ends	Total
E	8	SWE - Sweden	*	2	0	0	3	0	2	0	3	X	X		10
	8	CAN - Canada		0	1	0	0	1	0	1	0	X	X		3

SWE - Sweden

4 V MABERGS Patric
3 S ESKILSSON Gustav
2 JOHANSSON Jesper
1 PATZ Johannes
A -

Last Stone Draw: 16.6cm 16.6cm ⌚ MABERGS P
0.0cm ⌚ ESKILSSON G

Time remaining: 9 minutes 15 seconds

CAN - Canada

4 S DUNSTONE Matt
3 V GRANT Daniel
2 COLEMAN James
1 GALLANT Christopher
A -

Last Stone Draw: 248.3cm 67.2cm ⌚ GRANT D
181.1cm ⌚ DUNSTONE M

Time remaining: 10 minutes 2 seconds

NOTES

Team position and functions are attached to each team member's name as follows:
4 = Fourth, 3 = Third, 2 = Second, 1 = Lead, A = Alternate, S = Skip, V = Vice-Skip

LEGEND

LSFE (*) Last stone first end X Unplayed/unfinished end due to concession



Game Results

Sheet	Game	Team	LSFE	1	2	3	4	5	6	7	8	9	10	Extra Ends	Total
A	9	GBR - United Kingdom		1	0	0	2	2	0	0	3	1	X		9
	9	SUI - Switzerland	*	0	1	1	0	0	0	2	0	0	X		4

GBR - United Kingdom

4 S SMITH Kyle
3 V HARDIE Grant
2 MUIRHEAD Thomas
1 SCHREIBER Alasdair
A TAYLOR Stuart

Last Stone Draw: 41.7cm 0.0cm \odot HARDIE G
41.7cm \odot SMITH K

Time remaining: 11 minutes 22 seconds

SUI - Switzerland

4 V SCHIFFERLI Daniel
3 GULKA Roger
2 S DESBAILLETS Nicolas
1 SCIBOZ Kim-Lloyd
A ISELI Rene

Last Stone Draw: 15.2cm 0.0cm \odot SCHIFFERLI D
15.2cm \odot GULKA R

Time remaining: 6 minutes 53 seconds

NOTES

Team position and functions are attached to each team member's name as follows:
4 = Fourth, 3 = Third, 2 = Second, 1 = Lead, A = Alternate, S = Skip, V = Vice-Skip

LEGEND

LSFE (*) Last stone first end X Unplayed/unfinished end due to concession



Game Results

Sheet	Game	Team	LSFE	1	2	3	4	5	6	7	8	9	10	Extra Ends	Total
B	9	CZE - Czech Republic	*	0	1	0	2	0	0	X	X	X	X		3
	9	SWE - Sweden		3	0	2	0	3	3	X	X	X	X		11

CZE - Czech Republic

4 V SPLAVEC Jakub
3 S CHALOUPEK Krystof
2 JURIK Martin
1 ZELENKA Tomas
A SEDLAR Jan

Last Stone Draw: 75.8cm 62.3cm ⚪ SPLAVEC J
13.5cm ⚪ ZELENKA T

Time remaining: 14 minutes 45 seconds

SWE - Sweden

4 V MABERGS Patric
3 S ESKILSSON Gustav
2 JOHANSSON Jesper
1 PATZ Johannes
A -

Last Stone Draw: 105.1cm 105.1cm ⚪ MABERGS P
0.0cm ⚪ ESKILSSON G

Time remaining: 17 minutes 14 seconds

NOTES

Team position and functions are attached to each team member's name as follows:
4 = Fourth, 3 = Third, 2 = Second, 1 = Lead, A = Alternate, S = Skip, V = Vice-Skip

LEGEND

LSFE (*) Last stone first end X Unplayed/unfinished end due to concession



Game Results

Sheet	Game	Team	LSFE	1	2	3	4	5	6	7	8	9	10	Extra Ends	Total
C	9	USA - United States of America		1	1	0	2	0	0	3	1	X	X		8
	9	NOR - Norway	*	0	0	1	0	0	2	0	0	X	X		3

USA - United States of America		Game Accuracy
4 S	DROPKIN Stephen	84 %
3 V	KAKELA Kyle	66 %
2	MORTON Blake	78 %
1	WEBER Calvin	64 %
A	JENSEN Evan	- %
Team Total		73 %

Last Stone Draw: 45.2cm 0.0cm DROPKIN S
45.2cm KAKELA K

Time remaining: 9 minutes 58 seconds

NOR - Norway		Game Accuracy
4 S	WALSTAD Steffen	63 %
3 V	MJOEN Eirik	89 %
2	NEDREGOTTEN Magnus	61 %
1	ROELVAAG Sander	80 %
A	-	- %
Team Total		73 %

Last Stone Draw: 13.6cm 8.3cm WALSTAD S
5.3cm ROELVAAG S

Time remaining: 12 minutes 29 seconds

NOTES

Team position and functions are attached to each team member's name as follows:
4 = Fourth, 3 = Third, 2 = Second, 1 = Lead, A = Alternate, S = Skip, V = Vice-Skip

LEGEND

LSFE (*) Last stone first end X Unplayed/unfinished end due to concession



Game Results

Sheet	Game	Team	LSFE	1	2	3	4	5	6	7	8	9	10	Extra Ends	Total
D	9	CAN - Canada		0	1	0	0	0	2	2	2	0	0		7
	9	JPN - Japan	*	2	0	0	2	0	0	0	0	1	0		5

CAN - Canada

4 S DUNSTONE Matt
3 V GRANT Daniel
2 COLEMAN James
1 GALLANT Christopher
A -

Last Stone Draw: 37.6cm 0.6cm ♂ COLEMAN J
37.0cm ♂ GRANT D

Time remaining: 9 minutes 41 seconds

JPN - Japan

4 S TANIDA Yasumasa
3 V HIRATA Kohsuke
2 USUI Shingo
1 YOSHIKAWA Kazuki
A TAKIGAHIRA Yuya

Last Stone Draw: 4.0cm 4.0cm ♂ HIRATA K
0.0cm ♂ TANIDA Y

Time remaining: 7 minutes 20 seconds

NOTES

Team position and functions are attached to each team member's name as follows:
4 = Fourth, 3 = Third, 2 = Second, 1 = Lead, A = Alternate, S = Skip, V = Vice-Skip

LEGEND

LSFE (*) Last stone first end



Game Results

Sheet	Game	Team	LSFE	1	2	3	4	5	6	7	8	9	10	Extra Ends	Total
E	9	RUS - Russian Federation	*	0	3	0	0	0	2	2	2	0	X		9
	9	ESP - Spain		1	0	2	0	2	0	0	0	1	X		6

RUS - Russian Federation

4 S ARKHIPOV Evgeny
3 V STUKALSKIY Alexey
2 RAZHABOV Artur
1 DROZDOV Andrey
A KALALB Anton

Last Stone Draw: 10.9cm 5.2cm ⚙ ARKHIPOV E
5.7cm ⚙ DROZDOV A

Time remaining: 13 minutes 13 seconds

ESP - Spain

4 S VEZ Sergio
3 FERNANDEZ Mario
2 DE PAZ Eduardo
1 V GARCIA Angel
A DOMINGO Luis

Last Stone Draw: 40.6cm 35.8cm ⚙ DE PAZ E
4.8cm ⚙ VEZ S

Time remaining: 6 minutes 50 seconds

NOTES

Team position and functions are attached to each team member's name as follows:
4 = Fourth, 3 = Third, 2 = Second, 1 = Lead, A = Alternate, S = Skip, V = Vice-Skip

LEGEND

LSFE (*) Last stone first end X Unplayed/unfinished end due to concession



Game Results

Sheet	Game	Team	LSFE	1	2	3	4	5	6	7	8	9	10	Extra Ends	Total
C	10	USA - United States of America		1	2	1	0	2	2	0	1	0	X		9
	10	SUI - Switzerland	*	0	0	0	2	0	0	2	0	1	X		5

USA - United States of America

4 S DROPKIN Stephen
3 V KAKELA Kyle
2 MORTON Blake
1 WEBER Calvin
A JENSEN Evan

Time remaining: 7 minutes 14 seconds

SUI - Switzerland

4 V SCHIFFERLI Daniel
3 GULKA Roger
2 S DESBAILLETS Nicolas
1 SCIBOZ Kim-Lloyd
A ISELI Rene

Time remaining: 7 minutes 3 seconds

ISELI R replaced DESBAILLETS N at the beginning of end 6

NOTES

Team position and functions are attached to each team member's name as follows:
4 = Fourth, 3 = Third, 2 = Second, 1 = Lead, A = Alternate, S = Skip, V = Vice-Skip

LEGEND

LSFE (*) Last stone first end X Unplayed/unfinished end due to concession



WINTER
UNIVERSIADE
GRANADA 2015



RESULT BOOK
CURLING

Women



Entry List by Country

As of TUE 3 FEB 2015

CAN - Canada		
4 S	MEAKIN Breanne	L
3 V	HORTON Lauren	R
2	KREVIASZUK Lynn	R
1	ARMSTRONG Jessica	L
A	-	
C	KREVIASZUK Doug	

ESP - Spain		
4 S	ARBUES Patricia	R
3 V	MUNTE Alicia	L
2	CUADRADO Ane	R
1	FERNANDEZ Sofia	R
A	GARCIA DEL VALLE Macarena	R
C	RUCH Romano	

GBR - United Kingdom		
4 S	SMITH Hazel	R
3 V	RITCHIE Laura	R
2	HALLIDAY Rachael	R
1	MORTON Heather	R
A	WARD Angharad	R
C	MILNE Claire	

JPN - Japan		
4 S	MINAMI Mayu	R
3 V	KITAGUCHI Mizuki	R
2	NATSUIZAKA Mayu	R
1	IKAWA Mari	R
A	MOCHIZUKI Kotomi	L
C	TERADA Sakurako	

KOR - Republic of Korea		
4 S	KIM Eun Jung	R
3 V	KIM Kyeong Ae	R
2	KIM Seon Yeong	R
1	KIM Yeong Mi	R
A	-	
C	KIM Min Chan	

NOR - Norway		
4 S	TRULSEN Pia	R
3 V	KJAER MOLNAR Julie	L
2	EKELI SKAGA Ingvild	R
1	HAALIEN Stine	R
A	-	
C	MOE Petter	

RUS - Russian Federation		
4 S	SIDOROVA Anna	R
3 V	FOMINA Margarita	R
2	SAITOVA Alexandra	R
1	GALKINA Ekaterina	R
A	MOISEEVA Viktoriia	R
C	KALALB Svetlana	

SUI - Switzerland		
4 S	JAEGGI Michele	R
3 V	GRIBI Michelle	R
2	WETTSTEIN Sina	R
1	BAUMANN Nora	R
A	WYSS Janine	R
C	JAEGGI Anita	

SWE - Sweden		
4 S	McMANUS Sara	R
3 V	OSTLUND Cecilia	R
2	HUHTA Anna	R
1	MABERGS Sofia	R
A	-	
C	MABERGS Mathias	

USA - United States of America		
4 S	ELY Hanna	R
3	SUSLAVICH Abbey	L
2	ANNAND Emma	R
1 V	WALKER Emily	R
A	GABOWER Grace	R
C	ARSENAULT Don	

NOTE
Team position and functions are attached to each team member's name as follows:
4 = Fourth, 3 = Third, 2 = Second, 1 = Lead, A = Alternate, S = Skip, V = Vice-Skip, C = Coach

LEGEND
L Left-handed R Right-handed



Competition Summary

As of FRI 13 FEB 2015

Session	Date	Time	Sheet A	Sheet B	Sheet C	Sheet D	Sheet E
Session 1	5 FEB	9:00	USA - RUS 3:13	JPN - SUI 3:10	CAN - KOR 6:4	SWE - ESP 14:1	GBR - NOR 8:9
Session 2	5 FEB	19:00	SUI - SWE 3:8	RUS - ESP 22:1	GBR - USA 2:8	NOR - KOR 3:9	JPN - CAN 2:10
Session 3	6 FEB	14:00	KOR - JPN 8:3	USA - NOR 5:8	RUS - SWE 5:9	CAN - GBR 9:2	SUI - ESP 14:1
Session 4	7 FEB	9:00	ESP - GBR 3:14	CAN - SWE 9:3	NOR - SUI 5:7	KOR - USA 7:1	RUS - JPN 11:2
Session 5	7 FEB	19:00	CAN - SUI 6:4	GBR - RUS 4:10	USA - ESP 10:1	JPN - NOR 3:9	SWE - KOR 7:3
Session 6	8 FEB	14:00	GBR - KOR 8:2	SUI - USA 6:4	SWE - JPN 8:7	ESP - CAN 2:16	NOR - RUS 2:12
Session 7	9 FEB	9:00	JPN - ESP 14:2	NOR - CAN 7:8	KOR - RUS 4:7	GBR - SUI 4:5	USA - SWE 1:12
Session 8	9 FEB	19:00	RUS - CAN 7:9	SWE - GBR 6:8	ESP - NOR 0:13	USA - JPN 8:7	KOR - SUI 6:5
Session 9	10 FEB	14:00	SWE - NOR 10:8	ESP - KOR 2:9	JPN - GBR 2:6	SUI - RUS 2:7	CAN - USA 11:4
Tie-breaker	11 FEB	9:00					SUI - KOR 6:4
Semifinals	12 FEB	9:00	SUI - CAN 3:8				RUS - SWE 10:4
Bronze Medal	12 FEB	16:00		SUI - SWE 8:7			
Gold Medal	13 FEB	9:00			RUS - CAN 9:8		

Standings after Round Robin

Rank	Team	Games	Wins	Losses	
1	CAN - Canada	9	9	0	Q
2	SWE - Sweden	9	7	2	Q w1
3	RUS - Russian Federation	9	7	2	Q w0
4	KOR - Republic of Korea	9	5	4	TB w1
4	SUI - Switzerland	9	5	4	TB w0
6	NOR - Norway	9	4	5	w1
7	GBR - United Kingdom	9	4	5	w0
8	USA - United States of America	9	3	6	
9	JPN - Japan	9	1	8	
10	ESP - Spain	9	0	9	

Championship Bracket

Semifinals	Finals	Final Standings
CAN 8	CAN 8	Gold RUS - Russian Federation
SUI 3		Silver CAN - Canada
SWE 4	RUS 9	Bronze SUI - Switzerland
RUS 10		4 SWE - Sweden
	SUI 8	5 KOR - Republic of Korea
	SWE 7	6 NOR - Norway
		7 GBR - United Kingdom
		8 USA - United States of America
		9 JPN - Japan
		10 ESP - Spain

LEGEND

Q Qualified for the semifinals TB Involved in the tie-breaker wx Number of wins (x) against tied teams



Final Standings

	Team	Players	Position - Function
Gold	RUS - Russian Federation	SIDOROVA Anna FOMINA Margarita SAITOVA Alexandra GALKINA Ekaterina MOISEEVA Viktoriia	4 S 3 V 2 1 A
Silver	CAN - Canada	MEAKIN Breanne HORTON Lauren KREVIASUK Lynn ARMSTRONG Jessica -	4 S 3 V 2 1 A
Bronze	SUI - Switzerland	JAEGGI Michele GRIBI Michelle WETTSTEIN Sina BAUMANN Nora WYSS Janine	4 S 3 V 2 1 A
4	SWE - Sweden	McMANUS Sara OSTLUND Cecilia HUHTA Anna MABERGS Sofia -	4 S 3 V 2 1 A
5	KOR - Republic of Korea	KIM Eun Jung KIM Kyeong Ae KIM Seon Yeong KIM Yeong Mi -	4 S 3 V 2 1 A
6	NOR - Norway	TRULSEN Pia KJAER MOLNAR Julie EKELI SKAGA Ingvild HAALIEN Stine -	4 S 3 V 2 1 A
7	GBR - United Kingdom	SMITH Hazel RITCHIE Laura HALLIDAY Rachael MORTON Heather WARD Angharad	4 S 3 V 2 1 A
8	USA - United States of America	ELY Hanna SUSLAVICH Abbey ANNAND Emma WALKER Emily GABOWER Grace	4 S 3 2 1 V A
9	JPN - Japan	MINAMI Mayu KITAGUCHI Mizuki NATSUIZAKA Mayu IKAWA Mari MOCHIZUKI Kotomi	4 S 3 V 2 1 A
10	ESP - Spain	ARBUES Patricia MUNTE Alicia CUADRADO Ane FERNANDEZ Sofia GARCIA DEL VALLE Macarena	4 S 3 V 2 1 A

NOTE

Team position and functions are attached to each team member's name as follows:
4 = Fourth, **3** = Third, **2** = Second, **1** = Lead, **A** = Alternate, **S** = Skip, **V** = Vice-Skip



Competition Matrix

As of TUE 10 FEB 2015

Team	CAN	ESP	GBR	JPN	KOR	NOR	RUS	SUI	SWE	USA
CAN		16 - 2	9 - 2	10 - 2	6 - 4	8 - 7	9 - 7	6 - 4	9 - 3	11 - 4
ESP	2 - 16		3 - 14	2 - 14	2 - 9	0 - 13	1 - 22	1 - 14	1 - 14	1 - 10
GBR	2 - 9	14 - 3		6 - 2	8 - 2	8 - 9	4 - 10	4 - 5	8 - 6	2 - 8
JPN	2 - 10	14 - 2	2 - 6		3 - 8	3 - 9	2 - 11	3 - 10	7 - 8	7 - 8
KOR	4 - 6	9 - 2	2 - 8	8 - 3		9 - 3	4 - 7	6 - 5	3 - 7	7 - 1
NOR	7 - 8	13 - 0	9 - 8	9 - 3	3 - 9		2 - 12	5 - 7	8 - 10	8 - 5
RUS	7 - 9	22 - 1	10 - 4	11 - 2	7 - 4	12 - 2		7 - 2	5 - 9	13 - 3
SUI	4 - 6	14 - 1	5 - 4	10 - 3	5 - 6	7 - 5	2 - 7		3 - 8	6 - 4
SWE	3 - 9	14 - 1	6 - 8	8 - 7	7 - 3	10 - 8	9 - 5	8 - 3		12 - 1
USA	4 - 11	10 - 1	8 - 2	8 - 7	1 - 7	5 - 8	3 - 13	4 - 6	1 - 12	

Standings after Round Robin

Rank	Team	Games	Wins	Losses	
1	CAN - Canada	9	9	0	Q
2	SWE - Sweden	9	7	2	Q w1
3	RUS - Russian Federation	9	7	2	Q w0
4	KOR - Republic of Korea	9	5	4	TB w1
4	SUI - Switzerland	9	5	4	TB w0
6	NOR - Norway	9	4	5	w1
7	GBR - United Kingdom	9	4	5	w0
8	USA - United States of America	9	3	6	
9	JPN - Japan	9	1	8	
10	ESP - Spain	9	0	9	

LEGEND

Q Qualified for the semifinals

TB Involved in the tie-breaker

wx Number of wins (x) against tied teams



Draw Shot Challenge

As of TUE 10 FEB 2015

Rank	Team		Last Stone Draw in each Round Robin Game									DSC
			1	2	3	4	5	6	7	8	9	
1	RUS - Russian Federation	⌚	9.6	6.4	7.8	400.2	17.6	185.4	8.1	0.0	33.4	16.86cm
		⌚	0.0	31.0	33.2	29.2	22.7	57.1	7.1	6.6	0.0	
2	SWE - Sweden	⌚	4.6	6.3	0.0	11.9	63.2	30.7	10.9	89.8	16.8	27.41cm
		⌚	73.6	22.4	0.0	185.4	28.6	8.7	185.4	4.4	66.7	
3	KOR - Republic of Korea	⌚	185.4	0.0	26.2	61.2	185.4	21.6	8.2	74.5	18.8	42.60cm
		⌚	185.4	0.0	118.7	23.7	27.6	17.6	80.5	2.8	14.8	
4	SUI - Switzerland	⌚	6.1	55.2	50.0	105.9	158.7	53.2	124.3	52.6	56.6	50.91cm
		⌚	35.9	35.4	185.4	26.1	0.0	66.4	14.2	116.0	16.7	
5	NOR - Norway	⌚	11.9	185.4	0.0	111.6	53.4	34.4	14.9	6.5	52.6	52.14cm
		⌚	62.8	127.3	28.1	185.4	119.9	27.6	25.4	157.1	0.7	
6	GBR - United Kingdom	⌚	41.6	4.4	134.2	185.4	92.4	33.8	185.4	53.2	51.2	57.04cm
		⌚	30.1	12.5	22.2	8.6	69.2	36.1	58.8	111.7	152.7	
7	JPN - Japan	⌚	6.3	22.6	185.4	185.4	67.4	4.9	71.0	7.5	0.0	57.31cm
		⌚	111.2	185.4	0.0	185.4	97.3	13.8	58.0	35.4	50.7	
8	USA - United States of America	⌚	185.4	0.0	113.3	185.4	51.2	185.4	18.1	14.7	0.0	71.00cm
		⌚	32.3	160.8	38.9	76.4	66.2	185.4	7.9	185.4	0.0	
9	CAN - Canada	⌚	7.0	29.4	180.2	84.5	185.4	84.3	37.1	66.7	180.7	85.73cm
		⌚	25.5	11.3	185.4	44.0	185.4	185.4	30.8	134.6	84.8	
10	ESP - Spain	⌚	185.4	185.4	29.8	63.7	37.6	185.4	185.4	73.6	21.8	126.22cm
		⌚	137.9	66.3	185.4	135.7	169.0	185.4	171.7	185.4	185.4	

NOTE

The Draw Shot Challenge (DSC) is the average distance of all the individual Last Stone Draw stones, which were delivered by a team during the round robin. Where a total of 11 or fewer individual stones have been delivered, the single least favourable result is automatically eliminated before calculating the average distance. Where more than 11 individual stones have been delivered, the two least favourable results will be eliminated before calculating the average distance.

For teams with equal DSC, the team with the best non-equal counting LSD receives the higher ranking. In case all counting LSDs are equal, the team ranked higher in the WCF World Ranking is ranked higher.

LEGEND

⌚ Clockwise

⌚ Counter-clockwise

DSC Draw Shot Challenge



Scoring Analysis

As of TUE 10 FEB 2015

Team	Games		Stolen		Points Scored						Total	Plus / Minus
			LSFE	Ends	0	1	2	3	4	>4		
RUS - Russian Federation	9	For	7	18	1	18	14	6	2	4	94	+58
		Against	2	3	1	14	8	2	0	0	36	
CAN - Canada	9	For	4	15	3	17	19	1	4	2	84	+49
		Against	5	2	7	18	7	1	0	0	35	
SWE - Sweden	9	For	5	14	3	16	11	6	4	1	77	+32
		Against	4	8	1	21	7	2	1	0	45	
SUI - Switzerland	9	For	5	12	5	23	8	3	2	0	56	+12
		Against	4	9	8	21	10	1	0	0	44	
KOR - Republic of Korea	9	For	6	11	3	21	11	3	0	0	52	+10
		Against	3	7	5	20	8	2	0	0	42	
GBR - United Kingdom	9	For	4	13	6	19	8	7	0	0	56	+2
		Against	5	13	3	20	9	4	1	0	54	
NOR - Norway	9	For	5	15	2	12	17	6	0	0	64	+2
		Against	4	19	3	25	8	4	1	1	62	
USA - United States of America	9	For	3	13	5	19	8	3	0	0	44	-23
		Against	6	14	4	12	15	4	2	1	67	
JPN - Japan	9	For	5	8	7	20	6	1	2	0	43	-29
		Against	4	14	6	13	16	5	3	0	72	
ESP - Spain	9	For	1	3	3	7	3	0	0	0	13	-113
		Against	8	33	0	8	17	11	6	5	126	
Total	45			122	38	172	105	36	14	7	583	

NOTE

Stolen ends are the ends won without the last stone advantage

LEGEND

LSFE Last Stone First End

>4 More than four points scored



Summary of Big Ends

As of FRI 13 FEB 2015

Points Scored	By	Against	Session	End	Game Result
6	RUS - Russian Federation	ESP - Spain	2	1	22 : 1
6	RUS - Russian Federation	ESP - Spain	2	3	22 : 1
5	CAN - Canada	ESP - Spain	6	3	16 : 2
5	CAN - Canada	USA - United States of America	9	8	11 : 4
5	RUS - Russian Federation	ESP - Spain	2	2	22 : 1
5	RUS - Russian Federation	NOR - Norway	6	6	12 : 2
5	SWE - Sweden	ESP - Spain	1	2	14 : 1
4	CAN - Canada	JPN - Japan	2	9	10 : 2
4	CAN - Canada	GBR - United Kingdom	3	7	9 : 2
4	CAN - Canada	SWE - Sweden	4	7	9 : 3
4	CAN - Canada	ESP - Spain	6	5	16 : 2
4	JPN - Japan	ESP - Spain	7	1	14 : 2
4	JPN - Japan	ESP - Spain	7	3	14 : 2
4	RUS - Russian Federation	USA - United States of America	1	8	13 : 3
4	RUS - Russian Federation	ESP - Spain	2	6	22 : 1
4	SUI - Switzerland	JPN - Japan	1	6	10 : 3
4	SUI - Switzerland	ESP - Spain	3	5	14 : 1
4	SWE - Sweden	ESP - Spain	1	6	14 : 1
4	SWE - Sweden	JPN - Japan	6	3	8 : 7
4	SWE - Sweden	USA - United States of America	7	6	12 : 1
4	SWE - Sweden	NOR - Norway	9	5	10 : 8

NOTE

Big ends are defined as ends with a score of four or more points



Medallists

As of FRI 13 FEB 2015

Medal	Country	Name
GOLD	RUS - Russian Federation	SIDOROVA Anna FOMINA Margarita SAITOVA Alexandra GALKINA Ekaterina MOISEEVA Viktoriia KALALB Svetlana
SILVER	CAN - Canada	MEAKIN Breanne HORTON Lauren KREVIAZUK Lynn ARMSTRONG Jessica KREVIAZUK Doug
BRONZE	SUI - Switzerland	JAEGGI Michele GRIBI Michelle WETTSTEIN Sina BAUMANN Nora WYSS Janine JAEGGI Anita



Game Results

Sheet	Game	Team	LSFE	1	2	3	4	5	6	7	8	9	10	Extra	Ends	Total
C	11	RUS - Russian Federation		1	0	0	1	0	3	0	2	1	0	1		9
	11	CAN - Canada	*	0	2	3	0	1	0	1	0	0	1	0		8

RUS - Russian Federation		Game Accuracy
4 S	SIDOROVA Anna	77%
3 V	FOMINA Margarita	77%
2	SAITOVA Alexandra	86%
1	GALKINA Ekaterina	86%
A	MOISEEVA Viktoriia	-%
Team Total		82%

Time remaining: 2 minutes 48 seconds
0 minutes 42 seconds (after extra end)

Time-out: end 10 - RUS stone 7; end 11 - RUS stone 8

CAN - Canada		Game Accuracy
4 S	MEAKIN Breanne	69%
3 V	HORTON Lauren	78%
2	KREVIAZUK Lynn	85%
1	ARMSTRONG Jessica	83%
A	-	-%
Team Total		79%

Time remaining: 2 minutes 17 seconds
1 minute 0 seconds (after extra end)

Time-out: end 10 - CAN stone 6; end 11 - CAN stone 8

NOTES

Team position and functions are attached to each team member's name as follows:
4 = Fourth, 3 = Third, 2 = Second, 1 = Lead, A = Alternate, S = Skip, V = Vice-Skip

LEGEND

LSFE (*) Last stone first end



Game Results

Sheet	Game	Team	LSFE	1	2	3	4	5	6	7	8	9	10	Extra Ends	Total
B	12	SUI - Switzerland		0	1	1	0	1	0	3	0	0	2		8
	11	SWE - Sweden	*	1	0	0	1	0	2	0	1	2	0		7

SUI - Switzerland			Game Accuracy
4	S	JAEGGI Michele	78 %
3	V	GRIBI Michelle	60 %
2		WETTSTEIN Sina	71 %
1		BAUMANN Nora	80 %
A		WYSS Janine	- %
Team Total			72 %

Time remaining: 0 minutes 25 seconds

Time-out: end 8 - SUI stone 4

SWE - Sweden			Game Accuracy
4	S	McMANUS Sara	68 %
3	V	OSTLUND Cecilia	74 %
2		HUHTA Anna	63 %
1		MABERGS Sofia	83 %
A		-	- %
Team Total			72 %

Time remaining: 0 minutes 44 seconds

Time-out: end 8 - SWE stone 7

NOTES

Team position and functions are attached to each team member's name as follows:
4 = Fourth, 3 = Third, 2 = Second, 1 = Lead, A = Alternate, S = Skip, V = Vice-Skip

LEGEND

LSFE (*) Last stone first end



Game Results

Sheet	Game	Team	LSFE	1	2	3	4	5	6	7	8	9	10	Extra Ends	Total
A	11	SUI - Switzerland		0	1	1	0	0	0	1	0	0	X		3
	10	CAN - Canada	*	0	0	0	0	2	3	0	1	2	X		8

SUI - Switzerland

4 S JAEGGI Michele
3 V GRIBI Michelle
2 WETTSTEIN Sina
1 BAUMANN Nora
A WYSS Janine

Time remaining: 9 minutes 48 seconds

CAN - Canada

4 S MEAKIN Breanne
3 V HORTON Lauren
2 KREVIAZUK Lynn
1 ARMSTRONG Jessica
A -

Time remaining: 9 minutes 12 seconds

NOTES

Team position and functions are attached to each team member's name as follows:
4 = Fourth, 3 = Third, 2 = Second, 1 = Lead, A = Alternate, S = Skip, V = Vice-Skip

LEGEND

LSFE (*) Last stone first end X Unplayed/unfinished end due to concession



Game Results

Sheet	Game	Team	LSFE	1	2	3	4	5	6	7	8	9	10	Extra Ends	Total
E	10	RUS - Russian Federation		0	3	1	1	3	0	2	0	X	X		10
	10	SWE - Sweden	*	1	0	0	0	0	2	0	1	X	X		4

RUS - Russian Federation

4 S SIDOROVA Anna
3 V FOMINA Margarita
2 SAITOVA Alexandra
1 GALKINA Ekaterina
A MOISEEVA Viktoriia

Time remaining: 8 minutes 38 seconds

SWE - Sweden

4 S McMANUS Sara
3 V OSTLUND Cecilia
2 HUHTA Anna
1 MABERGS Sofia
A -

Time remaining: 7 minutes 56 seconds

NOTES

Team position and functions are attached to each team member's name as follows:
4 = Fourth, 3 = Third, 2 = Second, 1 = Lead, A = Alternate, S = Skip, V = Vice-Skip

LEGEND

LSFE (*) Last stone first end X Unplayed/unfinished end due to concession



Game Results

Sheet	Game	Team	LSFE	1	2	3	4	5	6	7	8	9	10	Extra Ends	Total
A	1	USA - United States of America		0	1	0	2	0	0	0	0	X	X		3
	1	RUS - Russian Federation	*	1	0	2	0	3	1	2	4	X	X		13

USA - United States of America

4 S ELY Hanna
3 SUSLAVICH Abbey
2 ANNAND Emma
1 V WALKER Emily
A GABOWER Grace

Last Stone Draw: 217.7cm 185.4cm \cup SUSLAVICH A
32.3cm \cup ELY H

Time remaining: 10 minutes 55 seconds

RUS - Russian Federation

4 S SIDOROVA Anna
3 V FOMINA Margarita
2 SAITOVA Alexandra
1 GALKINA Ekaterina
A MOISEEVA Viktoriia

Last Stone Draw: 9.6cm 9.6cm \cup SIDOROVA A
0.0cm \cup GALKINA E

Time remaining: 16 minutes 27 seconds

NOTES

Team position and functions are attached to each team member's name as follows:
4 = Fourth, 3 = Third, 2 = Second, 1 = Lead, A = Alternate, S = Skip

LEGEND

LSFE (*) Last stone first end X Unplayed/unfinished end due to concession



Game Results

Sheet	Game	Team	LSFE	1	2	3	4	5	6	7	8	9	10	Extra Ends	Total
B	1	JPN - Japan		0	0	0	1	0	0	2	0	X	X		3
	1	SUI - Switzerland	*	2	0	0	0	3	4	0	1	X	X		10

JPN - Japan

4 S MINAMI Mayu
3 V KITAGUCHI Mizuki
2 NATSUIZAKA Mayu
1 IKAWA Mari
A MOCHIZUKI Kotomi

Last Stone Draw: 117.5cm 6.3cm \odot MINAMI M
111.2cm \odot IKAWA M

Time remaining: 14 minutes 29 seconds

SUI - Switzerland

4 S JAEGGI Michele
3 V GRIBI Michelle
2 WETTSTEIN Sina
1 BAUMANN Nora
A WYSS Janine

Last Stone Draw: 42.0cm 6.1cm \odot BAUMANN N
35.9cm \odot WETTSTEIN S

Time remaining: 10 minutes 17 seconds

NOTES

Team position and functions are attached to each team member's name as follows:
4 = Fourth, 3 = Third, 2 = Second, 1 = Lead, A = Alternate, S = Skip

LEGEND

LSFE (*) Last stone first end X Unplayed/unfinished end due to concession



Game Results

Sheet	Game	Team	LSFE	1	2	3	4	5	6	7	8	9	10	Extra Ends	Total
C	1	CAN - Canada	*	0	0	1	0	0	2	0	1	0	2		6
	1	KOR - Republic of Korea		0	0	0	0	1	0	2	0	1	0		4

CAN - Canada		Game Accuracy
4 S	MEAKIN Breanne	76 %
3 V	HORTON Lauren	90 %
2	KREVIAZUK Lynn	78 %
1	ARMSTRONG Jessica	89 %
A	-	- %
Team Total		83 %

Last Stone Draw: 32.5cm 7.0cm ♂ HORTON L
25.5cm ♂ MEAKIN B

Time remaining: 0 minutes 55 seconds

KOR - Republic of Korea		Game Accuracy
4 S	KIM Eun Jung	78 %
3 V	KIM Kyeong Ae	76 %
2	KIM Seon Yeong	68 %
1	KIM Yeong Mi	74 %
A	-	- %
Team Total		74 %

Last Stone Draw: 370.8cm 185.4cm ♂ KIM EJ
185.4cm ♂ KIM KA

Time remaining: 0 minutes 43 seconds

NOTES

Team position and functions are attached to each team member's name as follows:
4 = Fourth, 3 = Third, 2 = Second, 1 = Lead, A = Alternate, S = Skip

LEGEND

LSFE (*) Last stone first end



Game Results

Sheet	Game	Team	LSFE	1	2	3	4	5	6	7	8	9	10	Extra Ends	Total
D	1	SWE - Sweden	*	0	5	1	2	2	4	X	X	X	X		14
	1	ESP - Spain		1	0	0	0	0	0	X	X	X	X		1

SWE - Sweden

4 S McMANUS Sara
3 V OSTLUND Cecilia
2 HUHTA Anna
1 MABERGS Sofia
A -

Last Stone Draw: 78.2cm 4.6cm \cup MABERGS S
73.6cm \cup HUHTA A

Time remaining: 19 minutes 27 seconds

ESP - Spain

4 S ARBUES Patricia
3 V MUNTE Alicia
2 CUADRADO Ane
1 FERNANDEZ Sofia
A GARCIA DEL VALLE Macarena

Last Stone Draw: 323.3cm 185.4cm \cup ARBUES P
137.9cm \cup MUNTE A

Time remaining: 18 minutes 31 seconds

NOTES

Team position and functions are attached to each team member's name as follows:
4 = Fourth, 3 = Third, 2 = Second, 1 = Lead, A = Alternate, S = Skip

LEGEND

LSFE (*) Last stone first end X Unplayed/unfinished end due to concession



Game Results

Sheet	Game	Team	LSFE	1	2	3	4	5	6	7	8	9	10	Extra Ends	Total
E	1	GBR - United Kingdom	*	0	0	3	0	2	1	0	0	2	0		8
	1	NOR - Norway		3	2	0	1	0	0	1	0	0	2		9

GBR - United Kingdom

4 S SMITH Hazel
3 V RITCHIE Laura
2 HALLIDAY Rachael
1 MORTON Heather
A WARD Angharad

Last Stone Draw: 71.7cm 41.6cm ♂ MORTON H
30.1cm ♂ SMITH H

Time remaining: 4 minutes 58 seconds

NOR - Norway

4 S TRULSEN Pia
3 V KJAER MOLNAR Julie
2 EKELI SKAGA Ingvild
1 HAALIEN Stine
A -

Last Stone Draw: 74.7cm 11.9cm ♂ HAALIEN S
62.8cm ♂ TRULSEN P

Time remaining: 6 minutes 29 seconds

NOTES

Team position and functions are attached to each team member's name as follows:
4 = Fourth, 3 = Third, 2 = Second, 1 = Lead, A = Alternate, S = Skip

LEGEND

LSFE (*) Last stone first end



Game Results

Sheet	Game	Team	LSFE	1	2	3	4	5	6	7	8	9	10	Extra Ends	Total
A	2	SUI - Switzerland		0	0	0	1	0	0	2	0	X	X		3
	2	SWE - Sweden	*	0	1	3	0	1	2	0	1	X	X		8

SUI - Switzerland

4 S JAEGGI Michele
3 V GRIBI Michelle
2 WETTSTEIN Sina
1 BAUMANN Nora
A WYSS Janine

Last Stone Draw: 90.6cm 55.2cm ⌚ JAEGGI M
35.4cm ⌚ GRIBI M

Time remaining: 12 minutes 56 seconds

SWE - Sweden

4 S McMANUS Sara
3 V OSTLUND Cecilia
2 HUHTA Anna
1 MABERGS Sofia
A -

Last Stone Draw: 28.7cm 6.3cm ⌚ OSTLUND C
22.4cm ⌚ McMANUS S

Time remaining: 7 minutes 40 seconds

NOTES

Team position and functions are attached to each team member's name as follows:
4 = Fourth, 3 = Third, 2 = Second, 1 = Lead, A = Alternate, S = Skip, V = Vice-Skip

LEGEND

LSFE (*) Last stone first end X Unplayed/unfinished end due to concession





Game Results

Sheet	Game	Team	LSFE	1	2	3	4	5	6	7	8	9	10	Extra Ends	Total
B	2	RUS - Russian Federation	*	6	5	6	1	0	4	X	X	X	X		22
	2	ESP - Spain		0	0	0	0	1	0	X	X	X	X		1

RUS - Russian Federation



4 S SIDOROVA Anna
3 V FOMINA Margarita
2 MOISEEVA Viktoriia
1 GALKINA Ekaterina
A SAITOVA Alexandra

Last Stone Draw: 37.4cm 6.4cm  MOISEEVA V
31.0cm  FOMINA M

Time remaining: 23 minutes 24 seconds

ESP - Spain

4 S ARBUES Patricia
3 V MUNTE Alicia
2 CUADRADO Ane
1 FERNANDEZ Sofia
A GARCIA DEL VALLE Macarena

Last Stone Draw: 251.7cm 185.4cm  ARBUES P
66.3cm  MUNTE A

Time remaining: 14 minutes 12 seconds

NOTES

Team position and functions are attached to each team member's name as follows:
4 = Fourth, 3 = Third, 2 = Second, 1 = Lead, A = Alternate, S = Skip, V = Vice-Skip

LEGEND

LSFE (*) Last stone first end X Unplayed/unfinished end due to concession



Game Results

Sheet	Game	Team	LSFE	1	2	3	4	5	6	7	8	9	10	Extra Ends	Total
C	2	GBR - United Kingdom	*	0	0	0	1	1	0	0	0	X	X		2
	2	USA - United States of America		1	3	1	0	0	1	1	1	X	X		8

GBR - United Kingdom		Game Accuracy
4 S	SMITH Hazel	47%
3 V	RITCHIE Laura	66%
2	HALLIDAY Rachael	77%
1	MORTON Heather	53%
A	WARD Angharad	-%
Team Total		61%

Last Stone Draw: 16.9cm 4.4cm ⌚ MORTON H
12.5cm ⌚ SMITH H

Time remaining: 11 minutes 13 seconds

USA - United States of America		Game Accuracy
4 V	GABOWER Grace	59%
3 S	ELY Hanna	63%
2	ANNAND Emma	53%
1	SUSLAVICH Abbey	77%
A	WALKER Emily	-%
Team Total		63%

Last Stone Draw: 160.8cm 0.0cm ⌚ ANNAND E
160.8cm ⌚ SUSLAVICH A

Time remaining: 9 minutes 52 seconds

NOTES

Team position and functions are attached to each team member's name as follows:
4 = Fourth, 3 = Third, 2 = Second, 1 = Lead, A = Alternate, S = Skip, V = Vice-Skip

LEGEND

LSFE (*) Last stone first end X Unplayed/unfinished end due to concession





Game Results

Sheet	Game	Team	LSFE	1	2	3	4	5	6	7	8	9	10	Extra Ends	Total
D	2	NOR - Norway		0	2	0	0	0	0	1	0	X	X		3
	2	KOR - Republic of Korea	*	2	0	1	1	1	1	0	3	X	X		9

NOR - Norway



4 S TRULSEN Pia
3 V KJAER MOLNAR Julie
2 EKELI SKAGA Ingvild
1 HAALIEN Stine
A -

Last Stone Draw: 312.7cm 185.4cm  EKELI SKAGA I
127.3cm  KJAER MOLNAR J

Time remaining: 12 minutes 58 seconds

KOR - Republic of Korea

4 S KIM Eun Jung
3 V KIM Kyeong Ae
2 KIM Seon Yeong
1 KIM Yeong Mi
A -

Last Stone Draw: 0.0cm 0.0cm  KIM YM
0.0cm  KIM SY

Time remaining: 10 minutes 25 seconds

NOTES

Team position and functions are attached to each team member's name as follows:
4 = Fourth, 3 = Third, 2 = Second, 1 = Lead, A = Alternate, S = Skip, V = Vice-Skip

LEGEND

LSFE (*) Last stone first end X Unplayed/unfinished end due to concession



Game Results

Sheet	Game	Team	LSFE	1	2	3	4	5	6	7	8	9	10	Extra Ends	Total
E	2	JPN - Japan		0	0	0	0	1	0	0	1	0	X		2
	2	CAN - Canada	*	2	0	0	0	0	2	2	0	4	X		10

JPN - Japan

4 S MINAMI Mayu
3 V KITAGUCHI Mizuki
2 NATSUIZAKA Mayu
1 MOCHIZUKI Kotomi
A IKAWA Mari

Last Stone Draw: 208.0cm 22.6cm ♂ KITAGUCHI M
185.4cm ♂ NATSUIZAKA M

Time remaining: 6 minutes 56 seconds

CAN - Canada

4 S MEAKIN Breanne
3 V HORTON Lauren
2 KREVI AZUK Lynn
1 ARMSTRONG Jessica
A -

Last Stone Draw: 40.7cm 29.4cm ♂ MEAKIN B
11.3cm ♂ HORTON L

Time remaining: 11 minutes 33 seconds

NOTES

Team position and functions are attached to each team member's name as follows:
4 = Fourth, 3 = Third, 2 = Second, 1 = Lead, A = Alternate, S = Skip, V = Vice-Skip

LEGEND

LSFE (*) Last stone first end X Unplayed/unfinished end due to concession



Game Results

Sheet	Game	Team	LSFE	1	2	3	4	5	6	7	8	9	10	Extra Ends	Total
A	3	KOR - Republic of Korea	*	1	0	1	2	0	1	2	0	1	X		8
	3	JPN - Japan		0	0	0	0	1	0	0	2	0	X		3

KOR - Republic of Korea

4 S KIM Eun Jung
3 V KIM Kyeong Ae
2 KIM Seon Yeong
1 KIM Yeong Mi
A -

Last Stone Draw: 144.9cm 26.2cm ♂ KIM KA
118.7cm ♂ KIM EJ

Time remaining: 7 minutes 26 seconds

JPN - Japan

4 S MINAMI Mayu
3 V KITAGUCHI Mizuki
2 NATSUIZAKA Mayu
1 MOCHIZUKI Kotomi
A IKAWA Mari

Last Stone Draw: 185.4cm 185.4cm ♂ MOCHIZUKI K
0.0cm ♂ MINAMI M

Time remaining: 7 minutes 35 seconds

NOTES

Team position and functions are attached to each team member's name as follows:
4 = Fourth, 3 = Third, 2 = Second, 1 = Lead, A = Alternate, S = Skip, V = Vice-Skip

LEGEND

LSFE (*) Last stone first end X Unplayed/unfinished end due to concession



Game Results

Sheet	Game	Team	LSFE	1	2	3	4	5	6	7	8	9	10	Extra Ends	Total
B	3	USA - United States of America		1	0	1	1	0	2	0	0	0	0		5
	3	NOR - Norway	*	0	3	0	0	2	0	0	1	0	2		8

USA - United States of America

4 V GABOWER Grace
3 S ELY Hanna
2 ANNAND Emma
1 WALKER Emily
A SUSLAVICH Abbey

Last Stone Draw: 152.2cm 113.3cm ⌚ WALKER E
38.9cm ⌚ GABOWER G

Time remaining: 4 minutes 54 seconds

NOR - Norway

4 S TRULSEN Pia
3 V KJAER MOLNAR Julie
2 EKELI SKAGA Ingvild
1 HAALIEN Stine
A -

Last Stone Draw: 28.1cm 0.0cm ⌚ TRULSEN P
28.1cm ⌚ HAALIEN S

Time remaining: 4 minutes 39 seconds

NOTES

Team position and functions are attached to each team member's name as follows:
4 = Fourth, 3 = Third, 2 = Second, 1 = Lead, A = Alternate, S = Skip, V = Vice-Skip

LEGEND



LSFE (*) Last stone first end



Game Results



Sheet	Game	Team	LSFE	1	2	3	4	5	6	7	8	9	10	Extra Ends	Total
C	3	RUS - Russian Federation		0	2	0	1	0	1	0	1	X	X		5
	3	SWE - Sweden	*	3	0	2	0	3	0	1	0	X	X		9

RUS - Russian Federation		Game Accuracy
4 S	SIDOROVA Anna	72%
3 V	FOMINA Margarita	75%
2	SAITOVA Alexandra	75%
1	GALKINA Ekaterina	97%
A	MOISEEVA Viktoriia	-%
Team Total		80%

Last Stone Draw: 41.0cm 7.8cm  GALKINA E
33.2cm  SIDOROVA A

Time remaining: 13 minutes 21 seconds

SWE - Sweden		Game Accuracy
4 S	McMANUS Sara	80%
3 V	OSTLUND Cecilia	83%
2	HUHTA Anna	75%
1	MABERGS Sofia	61%
A	-	-%
Team Total		75%

Last Stone Draw: 0.0cm 0.0cm  HUHTA A
0.0cm  MABERGS S

Time remaining: 8 minutes 27 seconds

Time-out: end 5 - SWE stone 5

NOTES

Team position and functions are attached to each team member's name as follows:
4 = Fourth, 3 = Third, 2 = Second, 1 = Lead, A = Alternate, S = Skip, V = Vice-Skip

LEGEND

LSFE (*) Last stone first end X Unplayed/unfinished end due to concession



Game Results

Sheet	Game	Team	LSFE	1	2	3	4	5	6	7	8	9	10	Extra Ends	Total
D	3	CAN - Canada		0	0	2	0	2	0	4	1	X	X		9
	3	GBR - United Kingdom	*	0	0	0	1	0	1	0	0	X	X		2

CAN - Canada

4 S MEAKIN Breanne
3 V HORTON Lauren
2 KREVIAZUK Lynn
1 ARMSTRONG Jessica
A -

Last Stone Draw: 365.6cm 180.2cm ♂ KREVIAZUK L
185.4cm ♂ ARMSTRONG J

Time remaining: 10 minutes 20 seconds

GBR - United Kingdom

4 S SMITH Hazel
3 V RITCHIE Laura
2 HALLIDAY Rachael
1 MORTON Heather
A WARD Angharad

Last Stone Draw: 156.4cm 134.2cm ♂ RITCHIE L
22.2cm ♂ HALLIDAY R

Time remaining: 7 minutes 40 seconds

NOTES

Team position and functions are attached to each team member's name as follows:
4 = Fourth, 3 = Third, 2 = Second, 1 = Lead, A = Alternate, S = Skip, V = Vice-Skip

LEGEND

LSFE (*) Last stone first end X Unplayed/unfinished end due to concession



Game Results

Sheet	Game	Team	LSFE	1	2	3	4	5	6	7	8	9	10	Extra Ends	Total
E	3	SUI - Switzerland		2	3	2	1	4	0	2	X	X	X		14
	3	ESP - Spain	*	0	0	0	0	0	1	0	X	X	X		1

SUI - Switzerland

4 S JAEGGI Michele
3 V GRIBI Michelle
2 WETTSTEIN Sina
1 BAUMANN Nora
A WYSS Janine

Last Stone Draw: 235.4cm 50.0cm ⌚ BAUMANN N
185.4cm ⌚ WETTSTEIN S

Time remaining: 19 minutes 51 seconds

ESP - Spain

4 S ARBUES Patricia
3 V MUNTE Alicia
2 CUADRADO Ane
1 FERNANDEZ Sofia
A GARCIA DEL VALLE Macarena

Last Stone Draw: 215.2cm 29.8cm ⌚ FERNANDEZ S
185.4cm ⌚ CUADRADO A

Time remaining: 13 minutes 3 seconds

NOTES

Team position and functions are attached to each team member's name as follows:
4 = Fourth, 3 = Third, 2 = Second, 1 = Lead, A = Alternate, S = Skip, V = Vice-Skip

LEGEND

LSFE (*) Last stone first end X Unplayed/unfinished end due to concession



Game Results

Sheet	Game	Team	LSFE	1	2	3	4	5	6	7	8	9	10	Extra Ends	Total
A	4	ESP - Spain		2	0	0	0	0	0	1	0	X	X		3
	4	GBR - United Kingdom	*	0	1	3	2	2	3	0	3	X	X		14

ESP - Spain

4 S ARBUES Patricia
3 V MUNTE Alicia
2 FERNANDEZ Sofia
1 GARCIA DEL VALLE Macarena
A CUADRADO Ane

Last Stone Draw: 199.4cm 63.7cm ♂ GARCIA DEL VALLE M
135.7cm ♂ FERNANDEZ S

Time remaining: 9 minutes 26 seconds

GBR - United Kingdom

4 S SMITH Hazel
3 V RITCHIE Laura
2 HALLIDAY Rachael
1 MORTON Heather
A WARD Angharad

Last Stone Draw: 194.0cm 185.4cm ♂ RITCHIE L
8.6cm ♂ HALLIDAY R

Time remaining: 11 minutes 51 seconds

NOTES

Team position and functions are attached to each team member's name as follows:
4 = Fourth, 3 = Third, 2 = Second, 1 = Lead, A = Alternate, S = Skip, V = Vice-Skip

LEGEND

LSFE (*) Last stone first end X Unplayed/unfinished end due to concession



Game Results

Sheet	Game	Team	LSFE	1	2	3	4	5	6	7	8	9	10	Extra Ends	Total
B	4	CAN - Canada	*	2	0	1	0	2	0	4	X	X	X		9
	4	SWE - Sweden		0	1	0	1	0	1	0	X	X	X		3

CAN - Canada

4 S MEAKIN Breanne
3 V HORTON Lauren
2 KREVIAZUK Lynn
1 ARMSTRONG Jessica
A -

Last Stone Draw: 128.5cm 84.5cm ♂ ARMSTRONG J
44.0cm ♂ KREVIAZUK L

Time remaining: 13 minutes 55 seconds

SWE - Sweden

4 S McMANUS Sara
3 V OSTLUND Cecilia
2 HUHTA Anna
1 MABERGS Sofia
A -

Last Stone Draw: 197.3cm 11.9cm ♂ McMANUS S
185.4cm ♂ OSTLUND C

Time remaining: 12 minutes 9 seconds

NOTES

Team position and functions are attached to each team member's name as follows:
4 = Fourth, 3 = Third, 2 = Second, 1 = Lead, A = Alternate, S = Skip, V = Vice-Skip

LEGEND

LSFE (*) Last stone first end X Unplayed/unfinished end due to concession



Game Results

Sheet	Game	Team	LSFE	1	2	3	4	5	6	7	8	9	10	Extra Ends	Total
C	4	NOR - Norway		0	0	0	0	2	1	0	0	2	0		5
	4	SUI - Switzerland	*	2	1	1	1	0	0	0	1	0	1		7

NOR - Norway		Game Accuracy
4 S	TRULSEN Pia	56 %
3 V	KJAER MOLNAR Julie	63 %
2	EKELI SKAGA Ingvild	70 %
1	HAALIEN Stine	83 %
A	-	- %
Team Total		68 %

Last Stone Draw: 297.0cm 111.6cm ♂ KJAER MOLNAR J
185.4cm ♂ EKELI SKAGA I

Time remaining: 5 minutes 44 seconds

Time-out: end 10 - NOR stone 8

SUI - Switzerland		Game Accuracy
4 S	JAEGGI Michele	92 %
3 V	GRIBI Michelle	74 %
2	WETTSTEIN Sina	69 %
1	BAUMANN Nora	63 %
A	WYSS Janine	- %
Team Total		74 %

Last Stone Draw: 132.0cm 105.9cm ♂ JAEGGI M
26.1cm ♂ GRIBI M

Time remaining: 2 minutes 29 seconds

NOTES

Team position and functions are attached to each team member's name as follows:
4 = Fourth, 3 = Third, 2 = Second, 1 = Lead, A = Alternate, S = Skip, V = Vice-Skip

LEGEND

LSFE (*) Last stone first end



Game Results

Sheet	Game	Team	LSFE	1	2	3	4	5	6	7	8	9	10	Extra Ends	Total
D	4	KOR - Republic of Korea	*	2	1	0	0	2	2	X	X	X	X		7
	4	USA - United States of America		0	0	1	0	0	0	X	X	X	X		1

KOR - Republic of Korea

4 S KIM Eun Jung
3 V KIM Kyeong Ae
2 KIM Seon Yeong
1 KIM Yeong Mi
A -

Last Stone Draw: 84.9cm 61.2cm ☺ KIM SY
23.7cm ☺ KIM YM

Time remaining: 17 minutes 47 seconds

USA - United States of America

4 ELY Hanna
3 V SUSLAVICH Abbey
2 S GABOWER Grace
1 WALKER Emily
A ANNAND Emma

Last Stone Draw: 261.8cm 185.4cm ☺ ELY H
76.4cm ☺ GABOWER G

Time remaining: 18 minutes 34 seconds

NOTES

Team position and functions are attached to each team member's name as follows:
4 = Fourth, 3 = Third, 2 = Second, 1 = Lead, A = Alternate, S = Skip, V = Vice-Skip

LEGEND

LSFE (*) Last stone first end X Unplayed/unfinished end due to concession



Game Results

Sheet	Game	Team	LSFE	1	2	3	4	5	6	7	8	9	10	Extra Ends	Total
E	4	RUS - Russian Federation	*	0	3	2	3	0	1	2	X	X	X		11
	4	JPN - Japan		1	0	0	0	1	0	0	X	X	X		2

RUS - Russian Federation

4 S SIDOROVA Anna
3 V FOMINA Margarita
2 SAITOVA Alexandra
1 GALKINA Ekaterina
A MOISEEVA Viktoriia

Last Stone Draw: 129.4cm 100.2cm ⌚ FOMINA M
29.2cm ⌚ SAITOVA A

Time remaining: 17 minutes 42 seconds

JPN - Japan

4 S MINAMI Mayu
3 V KITAGUCHI Mizuki
2 NATSUIZAKA Mayu
1 MOCHIZUKI Kotomi
A IKAWA Mari

Last Stone Draw: 370.8cm 185.4cm ⌚ NATSUIZAKA M
185.4cm ⌚ KITAGUCHI M

Time remaining: 13 minutes 56 seconds

NOTES

Team position and functions are attached to each team member's name as follows:
4 = Fourth, 3 = Third, 2 = Second, 1 = Lead, A = Alternate, S = Skip, V = Vice-Skip

LEGEND

LSFE (*) Last stone first end X Unplayed/unfinished end due to concession





Game Results

Sheet	Game	Team	LSFE	1	2	3	4	5	6	7	8	9	10	Extra Ends	Total
A	5	CAN - Canada		0	1	0	0	2	0	2	0	0	1		6
	5	SUI - Switzerland	*	0	0	1	0	0	1	0	1	1	0		4

CAN - Canada



4 S MEAKIN Breanne
3 V HORTON Lauren
2 KREVIAZUK Lynn
1 ARMSTRONG Jessica
A -

Last Stone Draw: 370.8cm 185.4cm  HORTON L
185.4cm  MEAKIN B

Time remaining: 3 minutes 8 seconds

SUI - Switzerland

4 S JAEGGI Michele
3 V GRIBI Michelle
2 WETTSTEIN Sina
1 BAUMANN Nora
A WYSS Janine

Last Stone Draw: 158.7cm 158.7cm  WETTSTEIN S
0.0cm  BAUMANN N

Time remaining: 3 minutes 28 seconds

NOTES

Team position and functions are attached to each team member's name as follows:
4 = Fourth, 3 = Third, 2 = Second, 1 = Lead, A = Alternate, S = Skip, V = Vice-Skip

LEGEND

LSFE (*) Last stone first end



Game Results

Sheet	Game	Team	LSFE	1	2	3	4	5	6	7	8	9	10	Extra Ends	Total
B	5	GBR - United Kingdom		0	0	1	0	2	0	1	X	X	X		4
	5	RUS - Russian Federation	*	3	3	0	2	0	2	0	X	X	X		10

GBR - United Kingdom

4 S SMITH Hazel
3 V WARD Angharad
2 HALLIDAY Rachael
1 MORTON Heather
A RITCHIE Laura

Last Stone Draw: 161.6cm 92.4cm ♂ SMITH H
69.2cm ♂ MORTON H

Time remaining: 15 minutes 57 seconds

RUS - Russian Federation

4 S SIDOROVA Anna
3 V FOMINA Margarita
2 SAITOVA Alexandra
1 GALKINA Ekaterina
A MOISEEVA Viktoriia

Last Stone Draw: 40.3cm 17.6cm ♂ SIDOROVA A
22.7cm ♂ GALKINA E

Time remaining: 18 minutes 54 seconds

NOTES

Team position and functions are attached to each team member's name as follows:
4 = Fourth, 3 = Third, 2 = Second, 1 = Lead, A = Alternate, S = Skip, V = Vice-Skip

LEGEND

LSFE (*) Last stone first end X Unplayed/unfinished end due to concession



Game Results

Sheet	Game	Team	LSFE	1	2	3	4	5	6	7	8	9	10	Extra Ends	Total
C	5	USA - United States of America	*	0	2	2	0	3	2	1	X	X	X		10
	5	ESP - Spain		1	0	0	0	0	0	0	X	X	X		1

USA - United States of America		Game Accuracy
4	ANNAND Emma	73%
3	V SUSLAVICH Abbey	63%
2	S GABOWER Grace	61%
1	ELY Hanna	69%
A	WALKER Emily	-%
Team Total		66%

Last Stone Draw: 117.4cm 51.2cm \odot ELY H
66.2cm \odot ANNAND E

Time remaining: 18 minutes 5 seconds

ESP - Spain		Game Accuracy
4	S ARBUES Patricia	36%
3	V MUNTE Alicia	39%
2	FERNANDEZ Sofia	32%
1	GARCIA DEL VALLE Macarena	64%
A	CUADRADO Ane	-%
Team Total		43%

Last Stone Draw: 206.6cm 37.6cm \odot MUNTE A
169.0cm \odot ARBUES P

Time remaining: 15 minutes 40 seconds

NOTES

Team position and functions are attached to each team member's name as follows:
4 = Fourth, 3 = Third, 2 = Second, 1 = Lead, A = Alternate, S = Skip, V = Vice-Skip

LEGEND

LSFE (*) Last stone first end X Unplayed/unfinished end due to concession



Game Results

Sheet	Game	Team	LSFE	1	2	3	4	5	6	7	8	9	10	Extra Ends	Total
D	5	JPN - Japan	*	0	0	1	0	1	1	0	0	X	X		3
	5	NOR - Norway		2	2	0	1	0	0	2	2	X	X		9

JPN - Japan

4 S MINAMI Mayu
3 V KITAGUCHI Mizuki
2 NATSUIZAKA Mayu
1 MOCHIZUKI Kotomi
A IKAWA Mari

Last Stone Draw: 164.7cm 67.4cm ♂ MINAMI M
97.3cm ♂ MOCHIZUKI K

Time remaining: 8 minutes 40 seconds

NOR - Norway

4 S TRULSEN Pia
3 V KJAER MOLNAR Julie
2 EKELI SKAGA Ingvild
1 HAALIEN Stine
A -

Last Stone Draw: 173.3cm 53.4cm ♂ HAALIEN S
119.9cm ♂ TRULSEN P

Time remaining: 8 minutes 48 seconds

NOTES

Team position and functions are attached to each team member's name as follows:
4 = Fourth, 3 = Third, 2 = Second, 1 = Lead, A = Alternate, S = Skip, V = Vice-Skip

LEGEND

LSFE (*) Last stone first end X Unplayed/unfinished end due to concession



Game Results

Sheet	Game	Team	LSFE	1	2	3	4	5	6	7	8	9	10	Extra Ends	Total
E	5	SWE - Sweden	*	0	1	0	1	3	1	0	1	X	X		7
	5	KOR - Republic of Korea		0	0	2	0	0	0	1	0	X	X		3

SWE - Sweden

4 S McMANUS Sara
3 V OSTLUND Cecilia
2 HUHTA Anna
1 MABERGS Sofia
A -

Last Stone Draw: 91.8cm 63.2cm ♂ MABERGS S
28.6cm ♂ HUHTA A

Time remaining: 7 minutes 35 seconds

KOR - Republic of Korea

4 S KIM Eun Jung
3 V KIM Kyeong Ae
2 KIM Seon Yeong
1 KIM Yeong Mi
A -

Last Stone Draw: 213.0cm 185.4cm ♂ KIM EJ
27.6cm ♂ KIM KA

Time remaining: 8 minutes 49 seconds

NOTES

Team position and functions are attached to each team member's name as follows:
4 = Fourth, 3 = Third, 2 = Second, 1 = Lead, A = Alternate, S = Skip, V = Vice-Skip

LEGEND

LSFE (*) Last stone first end X Unplayed/unfinished end due to concession



Game Results

Sheet	Game	Team	LSFE	1	2	3	4	5	6	7	8	9	10	Extra Ends	Total
A	6	GBR - United Kingdom		2	0	1	1	0	3	1	X	X	X		8
	6	KOR - Republic of Korea	*	0	1	0	0	1	0	0	X	X	X		2

GBR - United Kingdom

4 S SMITH Hazel
3 V RITCHIE Laura
2 WARD Angharad
1 MORTON Heather
A HALLIDAY Rachael

Last Stone Draw: 69.9cm 33.8cm ♂ SMITH H
36.1cm ♂ MORTON H

Time remaining: 14 minutes 10 seconds

KOR - Republic of Korea

4 S KIM Eun Jung
3 V KIM Kyeong Ae
2 KIM Seon Yeong
1 KIM Yeong Mi
A -

Last Stone Draw: 39.2cm 21.6cm ♂ KIM YM
17.6cm ♂ KIM SY

Time remaining: 14 minutes 57 seconds

NOTES

Team position and functions are attached to each team member's name as follows:
4 = Fourth, 3 = Third, 2 = Second, 1 = Lead, A = Alternate, S = Skip, V = Vice-Skip

LEGEND

LSFE (*) Last stone first end X Unplayed/unfinished end due to concession



Game Results

Sheet	Game	Team	LSFE	1	2	3	4	5	6	7	8	9	10	Extra Ends	Total
B	6	SUI - Switzerland	*	0	0	3	0	0	0	2	0	1	X		6
	6	USA - United States of America		0	1	0	0	0	1	0	2	0	X		4

SUI - Switzerland

4 S JAEGGI Michele
3 V GRIBI Michelle
2 WETTSTEIN Sina
1 BAUMANN Nora
A WYSS Janine

Last Stone Draw: 119.6cm 53.2cm ♂ GRIBI M
66.4cm ♂ JAEGGI M

Time remaining: 7 minutes 39 seconds

USA - United States of America

4 S WALKER Emily
3 V ANNAND Emma
2 GABOWER Grace
1 SUSLAVICH Abbey
A ELY Hanna

Last Stone Draw: 370.8cm 185.4cm ♂ SUSLAVICH A
185.4cm ♂ WALKER E

Time remaining: 6 minutes 16 seconds

NOTES

Team position and functions are attached to each team member's name as follows:
4 = Fourth, 3 = Third, 2 = Second, 1 = Lead, A = Alternate, S = Skip, V = Vice-Skip

LEGEND



LSFE (*) Last stone first end X Unplayed/unfinished end due to concession



Game Results



Sheet	Game	Team	LSFE	1	2	3	4	5	6	7	8	9	10	Extra Ends	Total
C	6	SWE - Sweden		0	0	4	0	2	0	2	0	0	0		8
	6	JPN - Japan	*	1	1	0	1	0	1	0	1	1	1		7

SWE - Sweden		Game Accuracy
4 S	McMANUS Sara	78 %
3 V	OSTLUND Cecilia	84 %
2	HUHTA Anna	83 %
1	MABERGS Sofia	83 %
A	-	- %
Team Total		82 %

Last Stone Draw: 39.4cm 30.7cm  OSTLUND C
8.7cm  McMANUS S

Time remaining: 3 minutes 34 seconds

JPN - Japan		Game Accuracy
4 S	MINAMI Mayu	66 %
3 V	KITAGUCHI Mizuki	66 %
2	NATSUIZAKA Mayu	75 %
1	MOCHIZUKI Kotomi	83 %
A	IKAWA Mari	- %
Team Total		73 %

Last Stone Draw: 18.7cm 4.9cm  KITAGUCHI M
13.8cm  NATSUIZAKA M

Time remaining: 2 minutes 50 seconds

Time-out: end 8 - JPN stone 6

NOTES

Team position and functions are attached to each team member's name as follows:
4 = Fourth, 3 = Third, 2 = Second, 1 = Lead, A = Alternate, S = Skip, V = Vice-Skip

LEGEND

LSFE (*) Last stone first end





Game Results

Sheet	Game	Team	LSFE	1	2	3	4	5	6	7	8	9	10	Extra Ends	Total
D	6	ESP - Spain		0	2	0	0	0	0	X	X	X	X		2
	6	CAN - Canada	*	3	0	5	2	4	2	X	X	X	X		16

ESP - Spain



4 S ARBUES Patricia
3 V MUNTE Alicia
2 CUADRADO Ane
1 GARCIA DEL VALLE Macarena
A FERNANDEZ Sofia

Last Stone Draw: 370.8cm 185.4cm  MUNTE A
185.4cm  ARBUES P

Time remaining: 17 minutes 7 seconds

CAN - Canada

4 S MEAKIN Breanne
3 V HORTON Lauren
2 KREVIASZUK Lynn
1 ARMSTRONG Jessica
A -

Last Stone Draw: 269.7cm 84.3cm  KREVIASZUK L
185.4cm  ARMSTRONG J

Time remaining: 21 minutes 30 seconds

NOTES

Team position and functions are attached to each team member's name as follows:
4 = Fourth, 3 = Third, 2 = Second, 1 = Lead, A = Alternate, S = Skip, V = Vice-Skip

LEGEND

LSFE (*) Last stone first end X Unplayed/unfinished end due to concession



Game Results

Sheet	Game	Team	LSFE	1	2	3	4	5	6	7	8	9	10	Extra Ends	Total
E	6	NOR - Norway	*	0	0	0	0	2	0	X	X	X	X		2
	6	RUS - Russian Federation		1	1	3	2	0	5	X	X	X	X		12

NOR - Norway

4 S TRULSEN Pia
3 V KJAER MOLNAR Julie
2 EKELI SKAGA Ingvild
1 HAALIEN Stine
A -

Last Stone Draw: 62.0cm 34.4cm ♂ EKELI SKAGA I
27.6cm ♂ KJAER MOLNAR J

Time remaining: 18 minutes 20 seconds

RUS - Russian Federation

4 S SIDOROVA Anna
3 V FOMINA Margarita
2 SAITOVA Alexandra
1 GALKINA Ekaterina
A MOISEEVA Viktoriia

Last Stone Draw: 242.5cm 185.4cm ♂ SAITOVA A
57.1cm ♂ FOMINA M

Time remaining: 15 minutes 3 seconds

NOTES

Team position and functions are attached to each team member's name as follows:
4 = Fourth, 3 = Third, 2 = Second, 1 = Lead, A = Alternate, S = Skip, V = Vice-Skip

LEGEND

LSFE (*) Last stone first end X Unplayed/unfinished end due to concession



Game Results

Sheet	Game	Team	LSFE	1	2	3	4	5	6	7	8	9	10	Extra Ends	Total
A	7	JPN - Japan	*	4	0	4	2	1	0	0	3	X	X		14
	7	ESP - Spain		0	2	0	0	0	0	0	0	X	X		2

JPN - Japan

4 S MINAMI Mayu
3 V KITAGUCHI Mizuki
2 NATSUIZAKA Mayu
1 IKAWA Mari
A MOCHIZUKI Kotomi

Last Stone Draw: 129.0cm 71.0cm ☺ IKAWA M
58.0cm ☺ MINAMI M

Time remaining: 18 minutes 33 seconds

ESP - Spain

4 S ARBUES Patricia
3 V MUNTE Alicia
2 CUADRADO Ane
1 GARCIA DEL VALLE Macarena
A FERNANDEZ Sofia

Last Stone Draw: 357.1cm 185.4cm ☺ GARCIA DEL VALLE M
171.7cm ☺ CUADRADO A

Time remaining: 6 minutes 15 seconds

NOTES

Team position and functions are attached to each team member's name as follows:
4 = Fourth, 3 = Third, 2 = Second, 1 = Lead, A = Alternate, S = Skip, V = Vice-Skip

LEGEND

LSFE (*) Last stone first end X Unplayed/unfinished end due to concession



Game Results

Sheet	Game	Team	LSFE	1	2	3	4	5	6	7	8	9	10	Extra Ends	Total
B	7	NOR - Norway	*	3	0	0	1	0	0	0	0	2	1	0	7
	7	CAN - Canada		0	2	1	0	1	1	1	1	0	0	1	8

NOR - Norway

4 S TRULSEN Pia
3 V KJAER MOLNAR Julie
2 EKELI SKAGA Ingvild
1 HAALIEN Stine
A -

Last Stone Draw: 40.3cm 14.9cm ♂ KJAER MOLNAR J
25.4cm ♂ EKELI SKAGA I

Time remaining: 7 minutes 0 seconds
2 minutes 22 seconds (after extra end)

CAN - Canada

4 S MEAKIN Breanne
3 V HORTON Lauren
2 KREVI AZUK Lynn
1 ARMSTRONG Jessica
A -

Last Stone Draw: 67.9cm 37.1cm ♂ ARMSTRONG J
30.8cm ♂ KREVI AZUK L

Time remaining: 3 minutes 29 seconds
1 minute 43 seconds (after extra end)

NOTES

Team position and functions are attached to each team member's name as follows:
4 = Fourth, 3 = Third, 2 = Second, 1 = Lead, A = Alternate, S = Skip, V = Vice-Skip

LEGEND

LSFE (*) Last stone first end



Game Results

Sheet	Game	Team	LSFE	1	2	3	4	5	6	7	8	9	10	Extra Ends	Total
C	7	KOR - Republic of Korea		0	1	0	0	1	0	2	0	0	X		4
	7	RUS - Russian Federation	*	2	0	0	1	0	2	0	1	1	X		7

KOR - Republic of Korea		Game Accuracy
4 S	KIM Eun Jung	74 %
3 V	KIM Kyeong Ae	76 %
2	KIM Seon Yeong	90 %
1	KIM Yeong Mi	81 %
A	-	- %
Team Total		80 %

Last Stone Draw: 88.7cm 8.2cm ♂ KIM KA
80.5cm ♂ KIM EJ

Time remaining: 1 minute 36 seconds

RUS - Russian Federation		Game Accuracy
4 S	SIDOROVA Anna	91 %
3 V	FOMINA Margarita	88 %
2	SAITOVA Alexandra	86 %
1	GALKINA Ekaterina	95 %
A	MOISEEVA Viktoriia	- %
Team Total		90 %

Last Stone Draw: 15.2cm 8.1cm ♂ GALKINA E
7.1cm ♂ SIDOROVA A

Time remaining: 8 minutes 1 second

Time-out: end 10 - RUS stone 6

NOTES

Team position and functions are attached to each team member's name as follows:
4 = Fourth, 3 = Third, 2 = Second, 1 = Lead, A = Alternate, S = Skip, V = Vice-Skip

LEGEND

LSFE (*) Last stone first end X Unplayed/unfinished end due to concession



Game Results

Sheet	Game	Team	LSFE	1	2	3	4	5	6	7	8	9	10	Extra Ends	Total
D	7	GBR - United Kingdom		0	0	2	0	1	0	0	1	0	0		4
	7	SUI - Switzerland	*	1	0	0	1	0	1	1	0	0	1		5

GBR - United Kingdom

4 S SMITH Hazel
3 V RITCHIE Laura
2 HALLIDAY Rachael
1 MORTON Heather
A WARD Angharad

Last Stone Draw: 244.2cm 185.4cm ♂ HALLIDAY R
58.8cm ♂ RITCHIE L

Time remaining: 4 minutes 19 seconds

SUI - Switzerland

4 S JAEGGI Michele
3 V GRIBI Michelle
2 WETTSTEIN Sina
1 BAUMANN Nora
A WYSS Janine

Last Stone Draw: 138.5cm 124.3cm ♂ WETTSTEIN S
14.2cm ♂ BAUMANN N

Time remaining: 2 minutes 9 seconds

NOTES

Team position and functions are attached to each team member's name as follows:
4 = Fourth, 3 = Third, 2 = Second, 1 = Lead, A = Alternate, S = Skip, V = Vice-Skip

LEGEND

LSFE (*) Last stone first end



Game Results

Sheet	Game	Team	LSFE	1	2	3	4	5	6	7	8	9	10	Extra Ends	Total
E	7	USA - United States of America	*	0	0	1	0	0	0	X	X	X	X		1
	7	SWE - Sweden		1	2	0	3	2	4	X	X	X	X		12

USA - United States of America

4 S WALKER Emily
3 V ANNAND Emma
2 SUSLAVICH Abbey
1 ELY Hanna
A GABOWER Grace

Last Stone Draw: 26.0cm 18.1cm ♂ ANNAND E
7.9cm ♂ ELY H

Time remaining: 13 minutes 22 seconds

SWE - Sweden

4 S McMANUS Sara
3 V OSTLUND Cecilia
2 HUHTA Anna
1 MABERGS Sofia
A -

Last Stone Draw: 196.3cm 10.9cm ♂ HUHTA A
185.4cm ♂ MABERGS S

Time remaining: 18 minutes 56 seconds

NOTES

Team position and functions are attached to each team member's name as follows:
4 = Fourth, 3 = Third, 2 = Second, 1 = Lead, A = Alternate, S = Skip, V = Vice-Skip

LEGEND

LSFE (*) Last stone first end X Unplayed/unfinished end due to concession



Game Results

Sheet	Game	Team	LSFE	1	2	3	4	5	6	7	8	9	10	Extra Ends	Total
A	8	RUS - Russian Federation	*	1	0	2	0	0	0	2	0	2	0		7
	8	CAN - Canada		0	1	0	2	1	2	0	2	0	1		9

RUS - Russian Federation

4 S SIDOROVA Anna
3 V FOMINA Margarita
2 SAITOVA Alexandra
1 GALKINA Ekaterina
A MOISEEVA Viktoriia

Last Stone Draw: 6.6cm 0.0cm FOMINA M
6.6cm SAITOVA A

Time remaining: 6 minutes 19 seconds

CAN - Canada

4 S MEAKIN Breanne
3 V HORTON Lauren
2 KREVIAZUK Lynn
1 ARMSTRONG Jessica
A -

Last Stone Draw: 201.3cm 66.7cm MEAKIN B
134.6cm HORTON L

Time remaining: 2 minutes 52 seconds

NOTES

Team position and functions are attached to each team member's name as follows:
4 = Fourth, 3 = Third, 2 = Second, 1 = Lead, A = Alternate, S = Skip, V = Vice-Skip

LEGEND

LSFE (*) Last stone first end



Game Results

Sheet	Game	Team	LSFE	1	2	3	4	5	6	7	8	9	10	Extra Ends	Total
B	8	SWE - Sweden	*	0	0	2	1	0	1	0	2	0	0		6
	8	GBR - United Kingdom		0	1	0	0	1	0	3	0	1	2		8

SWE - Sweden

4 S McMANUS Sara
3 V OSTLUND Cecilia
2 HUHTA Anna
1 MABERGS Sofia
A -

Last Stone Draw: 94.2cm 89.8cm ♂ McMANUS S
4.4cm ♂ OSTLUND C

Time remaining: 2 minutes 14 seconds

GBR - United Kingdom

4 S SMITH Hazel
3 V RITCHIE Laura
2 HALLIDAY Rachael
1 MORTON Heather
A WARD Angharad

Last Stone Draw: 164.9cm 53.2cm ♂ HALLIDAY R
111.7cm ♂ RITCHIE L

Time remaining: 2 minutes 0 seconds

NOTES

Team position and functions are attached to each team member's name as follows:
4 = Fourth, 3 = Third, 2 = Second, 1 = Lead, A = Alternate, S = Skip, V = Vice-Skip

LEGEND

LSFE (*) Last stone first end



Game Results

Sheet	Game	Team	LSFE	1	2	3	4	5	6	7	8	9	10	Extra Ends	Total
C	8	ESP - Spain		0	0	0	0	0	0	X	X	X	X		0
	8	NOR - Norway	*	1	2	2	3	3	2	X	X	X	X		13

ESP - Spain		Game Accuracy
4 S	ARBUES Patricia	19%
3 V	MUNTE Alicia	48%
2	CUADRADO Ane	46%
1	GARCIA DEL VALLE Macarena	58%
A	FERNANDEZ Sofia	-%
Team Total		43%

Last Stone Draw: 259.0cm 73.6cm CUADRADO A
185.4cm FERNANDEZ S

Time remaining: 16 minutes 22 seconds

Time-out: end 5 - ESP stone 8

NOR - Norway		Game Accuracy
4 V	KJAER MOLNAR Julie	58%
3 S	TRULSEN Pia	75%
2	EKELI SKAGA Ingvild	58%
1	HAALIEN Stine	86%
A	-	-%
Team Total		69%

Last Stone Draw: 163.6cm 6.5cm TRULSEN P
157.1cm HAALIEN S

Time remaining: 27 minutes 29 seconds

NOTES

Team position and functions are attached to each team member's name as follows:
4 = Fourth, 3 = Third, 2 = Second, 1 = Lead, A = Alternate, S = Skip, V = Vice-Skip

LEGEND

LSFE (*) Last stone first end X Unplayed/unfinished end due to concession



Game Results

Sheet	Game	Team	LSFE	1	2	3	4	5	6	7	8	9	10	Extra	Ends	Total
D	8	USA - United States of America		0	1	0	3	0	0	0	2	0	1	1		8
	8	JPN - Japan	*	2	0	2	0	2	0	0	0	1	0	0		7

USA - United States of America

4 S WALKER Emily
3 V ANNAND Emma
2 GABOWER Grace
1 SUSLAVICH Abbey
A ELY Hanna

Last Stone Draw: 200.1cm 14.7cm ♂ ANNAND E
185.4cm ♂ WALKER E

Time remaining: 9 minutes 13 seconds
2 minutes 0 seconds (after extra end)

JPN - Japan

4 S MINAMI Mayu
3 V KITAGUCHI Mizuki
2 NATSUIZAKA Mayu
1 IKAWA Mari
A MOCHIZUKI Kotomi

Last Stone Draw: 42.9cm 7.5cm ♂ NATSUIZAKA M
35.4cm ♂ KITAGUCHI M

Time remaining: 10 minutes 3 seconds
0 minutes 42 seconds (after extra end)

ELY H replaced WALKER E at the beginning of end 6

NOTES

Team position and functions are attached to each team member's name as follows:
4 = Fourth, 3 = Third, 2 = Second, 1 = Lead, A = Alternate, S = Skip, V = Vice-Skip

LEGEND

LSFE (*) Last stone first end



Game Results

Sheet	Game	Team	LSFE	1	2	3	4	5	6	7	8	9	10	Extra Ends	Total
E	8	KOR - Republic of Korea	*	0	0	2	0	1	0	1	0	1	1		6
	8	SUI - Switzerland		1	0	0	2	0	1	0	1	0	0		5

KOR - Republic of Korea

4 S KIM Eun Jung
3 V KIM Kyeong Ae
2 KIM Seon Yeong
1 KIM Yeong Mi
A -

Last Stone Draw: 77.3cm 74.5cm ⌚ KIM SY
2.8cm ⌚ KIM YM

Time remaining: 1 minute 41 seconds

SUI - Switzerland

4 S JAEGGI Michele
3 V GRIBI Michelle
2 WETTSTEIN Sina
1 BAUMANN Nora
A WYSS Janine

Last Stone Draw: 168.6cm 52.6cm ⌚ GRIBI M
116.0cm ⌚ JAEGGI M

Time remaining: 1 minute 22 seconds

NOTES

Team position and functions are attached to each team member's name as follows:
4 = Fourth, 3 = Third, 2 = Second, 1 = Lead, A = Alternate, S = Skip, V = Vice-Skip

LEGEND

LSFE (*) Last stone first end





Game Results

Sheet	Game	Team	LSFE	1	2	3	4	5	6	7	8	9	10	Extra Ends	Total
A	9	SWE - Sweden		0	0	0	3	4	0	2	0	0	1		10
	9	NOR - Norway	*	0	3	2	0	0	1	0	1	1	0		8

SWE - Sweden



4 S McMANUS Sara
3 V OSTLUND Cecilia
2 HUHTA Anna
1 MABERGS Sofia
A -

Last Stone Draw: 83.5cm 16.8cm  MABERGS S
66.7cm  McMANUS S

Time remaining: 2 minutes 3 seconds

NOR - Norway

4 S TRULSEN Pia
3 V KJAER MOLNAR Julie
2 EKELI SKAGA Ingvild
1 HAALIEN Stine
A -

Last Stone Draw: 53.3cm 52.6cm  HAALIEN S
0.7cm  TRULSEN P

Time remaining: 4 minutes 48 seconds

NOTES

Team position and functions are attached to each team member's name as follows:
4 = Fourth, 3 = Third, 2 = Second, 1 = Lead, A = Alternate, S = Skip, V = Vice-Skip

LEGEND

LSFE (*) Last stone first end



Game Results

Sheet	Game	Team	LSFE	1	2	3	4	5	6	7	8	9	10	Extra Ends	Total
B	9	ESP - Spain		0	0	1	0	0	1	X	X	X	X		2
	9	KOR - Republic of Korea	*	3	2	0	3	1	0	X	X	X	X		9

ESP - Spain

4 S ARBUES Patricia
3 V MUNTE Alicia
2 FERNANDEZ Sofia
1 GARCIA DEL VALLE Macarena
A CUADRADO Ane

Last Stone Draw: 207.2cm 21.8cm ♂ CUADRADO A
185.4cm ♂ FERNANDEZ S

Time remaining: 14 minutes 18 seconds

KOR - Republic of Korea

4 S KIM Eun Jung
3 V KIM Kyeong Ae
2 KIM Seon Yeong
1 KIM Yeong Mi
A -

Last Stone Draw: 33.6cm 18.8cm ♂ KIM YM
14.8cm ♂ KIM SY

Time remaining: 20 minutes 51 seconds

NOTES

Team position and functions are attached to each team member's name as follows:
4 = Fourth, 3 = Third, 2 = Second, 1 = Lead, A = Alternate, S = Skip, V = Vice-Skip

LEGEND

LSFE (*) Last stone first end X Unplayed/unfinished end due to concession



Game Results

Sheet	Game	Team	LSFE	1	2	3	4	5	6	7	8	9	10	Extra Ends	Total
C	9	JPN - Japan	*	1	0	0	0	1	0	0	0	0	X		2
	9	GBR - United Kingdom		0	1	1	0	0	0	0	3	1	X		6

JPN - Japan		Game Accuracy
4 S	MINAMI Mayu	66 %
3 V	KITAGUCHI Mizuki	64 %
2	NATSUIZAKA Mayu	79 %
1	IKAWA Mari	69 %
A	MOCHIZUKI Kotomi	- %
Team Total		70 %

Last Stone Draw: 50.7cm 0.0cm ⚪ KITAGUCHI M
50.7cm ⚪ MINAMI M

Time remaining: 8 minutes 53 seconds

GBR - United Kingdom		Game Accuracy
4 S	SMITH Hazel	88 %
3 V	RITCHIE Laura	76 %
2	HALLIDAY Rachael	69 %
1	MORTON Heather	56 %
A	WARD Angharad	- %
Team Total		72 %

Last Stone Draw: 203.9cm 51.2cm ⚪ SMITH H
152.7cm ⚪ MORTON H

Time remaining: 7 minutes 22 seconds

NOTES

Team position and functions are attached to each team member's name as follows:
4 = Fourth, 3 = Third, 2 = Second, 1 = Lead, A = Alternate, S = Skip, V = Vice-Skip

LEGEND

LSFE (*) Last stone first end X Unplayed/unfinished end due to concession



Game Results

Sheet	Game	Team	LSFE	1	2	3	4	5	6	7	8	9	10	Extra Ends	Total
D	9	SUI - Switzerland		0	0	0	1	0	1	0	0	0	X		2
	9	RUS - Russian Federation	*	1	1	0	0	2	0	1	1	1	X		7

SUI - Switzerland

4 S JAEGGI Michele
3 V GRIBI Michelle
2 WETTSTEIN Sina
1 BAUMANN Nora
A WYSS Janine

Last Stone Draw: 73.3cm 56.6cm ⌚ JAEGGI M
16.7cm ⌚ GRIBI M

Time remaining: 6 minutes 28 seconds

RUS - Russian Federation

4 S SIDOROVA Anna
3 V FOMINA Margarita
2 SAITOVA Alexandra
1 GALKINA Ekaterina
A MOISEEVA Viktoriia

Last Stone Draw: 33.4cm 33.4cm ⌚ SIDOROVA A
0.0cm ⌚ GALKINA E

Time remaining: 8 minutes 46 seconds

NOTES

Team position and functions are attached to each team member's name as follows:
4 = Fourth, 3 = Third, 2 = Second, 1 = Lead, A = Alternate, S = Skip, V = Vice-Skip

LEGEND

LSFE (*) Last stone first end X Unplayed/unfinished end due to concession



Game Results

Sheet	Game	Team	LSFE	1	2	3	4	5	6	7	8	9	10	Extra Ends	Total
E	9	CAN - Canada		0	2	2	0	1	1	0	5	X	X		11
	9	USA - United States of America	*	2	0	0	1	0	0	1	0	X	X		4

CAN - Canada

4 S MEAKIN Breanne
3 V HORTON Lauren
2 KREVIAZUK Lynn
1 ARMSTRONG Jessica
A -

Last Stone Draw: 265.5cm 180.7cm \cup HORTON L
84.8cm \cup MEAKIN B

Time remaining: 12 minutes 29 seconds

USA - United States of America

4 ELY Hanna
3 V SUSLAVICH Abbey
2 S GABOWER Grace
1 WALKER Emily
A ANNAND Emma

Last Stone Draw: 0.0cm 0.0cm \cup WALKER E
0.0cm \cup SUSLAVICH A

Time remaining: 12 minutes 17 seconds

ANNAND E replaced ELY H at the beginning of end 5

NOTES

Team position and functions are attached to each team member's name as follows:
4 = Fourth, 3 = Third, 2 = Second, 1 = Lead, A = Alternate, S = Skip, V = Vice-Skip

LEGEND

LSFE (*) Last stone first end X Unplayed/unfinished end due to concession



Game Results

Sheet	Game	Team	LSFE	1	2	3	4	5	6	7	8	9	10	Extra Ends	Total
E	10	SUI - Switzerland		0	0	0	0	2	1	0	1	1	1		6
	10	KOR - Republic of Korea	*	0	0	1	1	0	0	2	0	0	0		4

SUI - Switzerland		Game Accuracy
4 S	JAEGGI Michele	83%
3 V	GRIBI Michelle	71%
2	WETTSTEIN Sina	66%
1	BAUMANN Nora	88%
A	WYSS Janine	-%
Team Total		77%

Time remaining: 0 minutes 31 seconds

KOR - Republic of Korea		Game Accuracy
4 S	KIM Eun Jung	70%
3 V	KIM Kyeong Ae	80%
2	KIM Seon Yeong	80%
1	KIM Yeong Mi	81%
A	-	-%
Team Total		78%

Time remaining: 0 minutes 41 seconds

NOTES

Team position and functions are attached to each team member's name as follows:
4 = Fourth, **3** = Third, **2** = Second, **1** = Lead, **A** = Alternate, **S** = Skip, **V** = Vice-Skip

LEGEND

LSFE (*) Last stone first end



Sport Communication

Possible Tie-breaker Games

Item: 1

Qualification for next Winter Universiade

Summary:

To decide the qualified/eliminated teams for the 2017 Winter Universiade, WCF rule C9 Team Ranking / Draw Shot Challenge (October 2014) will apply and one tie-breaker game may be played.

Details:

FISU's team selection procedure is as below:

If the number of entries is more than ten (10) the following criteria will be applied:

- a) the entry/ nomination and the payment of guarantee;
- b) those teams who finished in the top half of the previous Winter Universiade competition will be automatically qualified to participate; (example: 9 teams participated at the previous WU: 5 teams will be qualified to participate to the following WU if they fulfil the FISU entry procedure)
- c) teams finishing last in the previous Universiade involving up to nine (9) teams, and also the second last involving ten (10) teams, will not be selected.
- d) If one of the eliminated teams is from the host country of the upcoming tournament, then placed team before will be eliminated instead
- e) The remaining participating teams will be selected by a wild-card system according to criteria defined by the FISU CTI-UH (geography and continental representation, FISU ranking, WCF ranking).

This means that WCF rule C9 Team Ranking / Draw Shot Challenge (October 2014) will apply and one tie-breaker game may be played to decide the eliminated teams.

Issued by: Michael Schlatter, Jeanette Johnston
Time: 09:55
Date: 10 Feb 2015

Note:

Michael Schlatter is the Chief Umpire of the competition, Jeanette Johnston is the FISU TD



WINTER
UNIVERSIADE
GRANADA 2015



RESULT BOOK

FIGURE SKATING

6	Figure Skating	505
6.1	Table of Contents	506
6.2	Competition Schedule	509
6.3	Number of Entries by Country	510
6.4	Medallists by Event	511
6.5	Medal Standings	512
6.6	Ladies	513
6.6.1	Protocol Head Page	514
6.6.2	Entry List By Event	515
6.6.3	Result List	516
6.6.4	Medallists	517
6.6.5	Short Program	518
6.6.5.1	Start List with Times	518
6.6.5.2	Planned Program Content	519
6.6.5.3	Technical Panel and Panel of Judges	526
6.6.5.4	Segment Results	527
6.6.5.5	Result Details	528
6.6.5.6	Judges Details Per Skater	529
6.6.6	Free Skating	545
6.6.6.1	Start List with Times	545
6.6.6.2	Planned Program Content	546
6.6.6.3	Technical Panel and Panel of Judges	552
6.6.6.4	Segment Results	553
6.6.6.5	Result Details	554
6.6.6.6	Judges Details Per Skater	555
6.7	Men	567
6.7.1	Protocol Head Page	568
6.7.2	Entry List by Event	569
6.7.3	Result List	570
6.7.4	Medallists	571
6.7.5	Short Program	572
6.7.5.1	Start List with Times	572
6.7.5.2	Planned Program Content	573
6.7.5.3	Technical Panel and Panel of Judges	579
6.7.5.4	Segment Results	580
6.7.5.5	Result Details	581
6.7.5.6	Judges Details Per Skater	582
6.7.6	Free Skating	597
6.7.6.1	Start List with Times	597
6.7.6.2	Planned Program Content	598

6.7.6.3	Technical Panel and Panel of Judges	604
6.7.6.4	Segment Results	605
6.7.6.5	Result Details	606
6.7.6.6	Judges Details Per Skater	607
6.8	Pairs	619
6.8.1	Protocol Head Page	620
6.8.2	Entry List by Event	621
6.8.3	Result List	622
6.8.4	Medallists	623
6.8.5	Short Program	624
6.8.5.1	Start List with Times	624
6.8.5.2	Planned Program Content	625
6.8.5.3	Technical Panel and Panel of Judges	627
6.8.5.4	Segment Results	628
6.8.5.5	Result Details	629
6.8.5.6	Judges Details Per Skater	630
6.8.6	Free Skating	633
6.8.6.1	Start List with Times	633
6.8.6.2	Planned Program Content	634
6.8.6.3	Technical Panel and Panel of Judges	636
6.8.6.4	Segment Results	637
6.8.6.5	Result Details	638
6.8.6.6	Judges Details Per Skater	639
6.9	Ice Dance	642
6.9.1	Protocol Head Page	643
6.9.2	Entry List By Event	644
6.9.3	Result List	645
6.9.4	Medallists	646
6.9.5	Short Dance	647
6.9.5.1	Start List with Times	647
6.9.5.2	Planned Program Content	648
6.9.5.3	Technical Panel and Panel of Judges	651
6.9.5.4	Segment Results	652
6.9.5.5	Result Details	653
6.9.5.6	Judges Details Per Skater	654
6.9.6	Free Dance	659
6.9.6.1	Start List with Times	659
6.9.6.2	Planned Program Content	660
6.9.6.3	Technical Panel and Panel of Judges	664
6.9.6.4	Segment Results	665



6.9.6.5	Result Details	666
6.9.6.6	Judges Details Per Skater	667
6.10	Official Communications - Substitute Skater in Ladies Free Skating	674




Competition Schedule

As of TUE 03 FEB 2015

Date	Start Time	Estimated Finish Time	Event
WED 4 FEB	11:00	15:16	Men - Short Program
THU 5 FEB	15:20 16:45	16:07 20:46	Pairs - Short Program Men - Free Skating
FRI 6 FEB	16:00 20:00	17:52 20:55	Ice Dance - Short Dance Pairs - Free Skating
SAT 7 FEB	13:35 19:00	18:18 21:06	Ladies - Short Program Ice Dance - Free Dance
SUN 8 FEB	14:00	17:49	Ladies - Free Skating

NOTE
Schedule is subject to change

Timing and Results provided by  TISSOT



Number of Entries by Country

As of TUE 03 FEB 2015

Country	Ladies	Men	Pairs	Ice Dance
AUS - Australia	1			
AUT - Austria	2	2		
BLR - Belarus	1	1	1	
CHN - China	1	2	2	3
CZE - Czech Republic		1		
ESP - Spain	1	2		2
FIN - Finland	2	2		
FRA - France	2	1	1	1
GBR - Great Britain		1		
GER - Germany	2	1		1
HKG - Hong Kong		2		
HUN - Hungary		1		
ITA - Italy	2	1		1
JPN - Japan	2	2		1
KAZ - Kazakhstan		1		1
LTU - Lithuania	1			
MEX - Mexico	2			
NOR - Norway	1			
NZL - New Zealand	1			
POL - Poland		1		
RSA - South Africa	1			
RUS - Russia	2	3	2	1
SLO - Slovenia	2			
SUI - Switzerland		1		
SVK - Slovak Republic	1			1
SWE - Sweden	2	2		
TUR - Turkey	2	2		
UKR - Ukraine	1			1
Total entries	32	29	6	13
Total CCs	21	19	4	10



Medallists by Event

As of SUN 08 FEB 2015 at 17:59

AFTER 4 OF 4 EVENTS

Event	Date	Medal	Name	CC
Men	THU 05 FEB	GOLD	LIEBERS Peter	GER
		SILVER	KOZUKA Takahiko	JPN
		BRONZE	GACHINSKI Artur	RUS
Pairs	FRI 06 FEB	GOLD	YU Xiaoyu JIN Yang	CHN
		SILVER	ASTAKHOVA Kristina ROGONOV Alexei	RUS
		BRONZE	JAMES Vanessa CIPRES Morgan	FRA
Ice Dance	SAT 07 FEB	GOLD	GUIGNARD Charlene FABBRI Marco	ITA
		SILVER	HURTADO Sara DIAZ Adria	ESP
		BRONZE	TESTA Federica CSOLLEY Lukas	SVK
Ladies	SUN 08 FEB	GOLD	LEONOVA Alena	RUS
		SILVER	MEITE Mae Berenice	FRA
		BRONZE	ARTEMIEVA Maria	RUS



Medal Standings

As of SUN 08 FEB 2015 at 17:59

AFTER 4 OF 4 EVENTS

Rank	Country	Ladies				Men				Mixed				Total				Rank by Total
		G	S	B	Tot	G	S	B	Tot	G	S	B	Tot	G	S	B	Tot	
1	RUS - Russia	1		1	2			1	1		1		1	1	1	2	4	1
2	CHN - China									1			1	1			1	=3
2	GER - Germany					1			1				1			1	1	=3
2	ITA - Italy									1			1	1			1	=3
5	FRA - France		1		1							1	1		1	1	2	2
6	ESP - Spain										1		1		1		1	=3
6	JPN - Japan						1		1						1		1	=3
8	SVK - Slovak Republic											1	1			1	1	=3
	Total:	1	1	1	3	1	1	1	3	2	2	2	6	4	4	4	12	

Legend:
 = Equal sign indicates that two or more countries share the same rank by total **B** Bronze **G** Gold **S** Silver **Tot** Total

Timing and Results provided by **TISSOT**



WINTER
UNIVERSIADE
GRANADA 2015



RESULT BOOK

FIGURE SKATING

Ladies



Protocol Head Page

	7 FEB 2015	13:35	Short Program
	8 FEB 2015	14:00	Free Skating

Size of Skating Area	:	30m*60m
Ice Conditions	:	very good
Number of Entries	:	34
Number of Participants	:	32

Entry Withdrawn	:	HELGESSON Viktoria	SWE
		RABE Anine	NOR

Short Program			
Duration	:	2:50	Max.
Program Component Factors	:	Skating Skills	0.80
		Transitions/Linking Footwork/Movement	0.80
		Performance/Execution	0.80
		Choreography/Composition	0.80
		Interpretation	0.80

Free Skating			
Duration	:	4:00	+/- 10 seconds
Program Component Factors	:	Skating Skills	1.60
		Transitions/Linking Footwork/Movement	1.60
		Performance/Execution	1.60
		Choreography/Composition	1.60
		Interpretation	1.60



Entry List By Event


As of TUE 03 FEB 2015

Sequence	Name	Date of Birth	CC	ISU World Standings	
				Rank	Points
1	NOBBS Jaimee	10 MAR 1995	AUS	0	0
2	FRANK Kerstin	23 OCT 1988	AUT	0	0
3	KAPFERER Anita	15 JUL 1994	AUT	0	0
4	ZAKHARANKA Kristina	03 MAR 1997	BLR	0	0
5	ZHAO Ziquan	27 DEC 1997	CHN	0	0
6	LAFUENTE Sonia	07 DEC 1991	ESP	0	0
7	PAPP Beata	22 APR 1995	FIN	0	0
8	VAISTO Sera	19 APR 1993	FIN	0	0
9	MEITE Mae Berenice	21 SEP 1994	FRA	0	0
10	LECAVELIER Laurine	26 APR 1996	FRA	0	0
11	HECKEN Sarah	27 AUG 1993	GER	0	0
12	WEINZIERL Nathalie	08 APR 1994	GER	0	0
13	BRESSANUTTI Carol	14 APR 1993	ITA	0	0
14	RODEGHIERO Roberta	07 APR 1990	ITA	0	0
15	NISHINO Yuki	10 SEP 1993	JPN	0	0
16	OBA Miyabi	08 AUG 1995	JPN	0	0
17	JANULEVICIUTE Inga	16 MAR 1995	LTU	0	0
18	HAMUI Reyna	28 DEC 1993	MEX	0	0
19	REYES Mary Ro	04 JAN 1992	MEX	0	0
20	GJERSEM Anne Line	06 JAN 1994	NOR	0	0
21	ROUT Alexandra	06 AUG 1993	NZL	0	0
22	MARAIIS Lejeanne	25 OCT 1989	RSA	0	0
23	ARTEMIEVA Maria	11 MAR 1993	RUS	0	0
24	LEONOVA Alena	23 NOV 1990	RUS	0	0
25	GRM Dasa	18 APR 1991	SLO	0	0
26	UMEK Pina	22 OCT 1994	SLO	0	0
27	KUNOVA Alexandra	01 NOV 1992	SVK	0	0
28	MELLGREN Linnea	17 MAY 1989	SWE	0	0
29	ATABEY Birce	26 JAN 1993	TUR	0	0
30	KUYUCU Sinem	11 OCT 1994	TUR	0	0
31	KHNYCHENKOVA Anna	12 NOV 1994	UKR	0	0
32	YALOVAIA Anastasia	04 MAR 1995	UKR	0	0

NOTE

Entry data may be updated until the start of competition.

For the complete list of ISU World Standings please refer to www.isu.org.

Timing and Results provided by  TISSOT



Results

Rank	Name	CC	Total Score	SP	FS
1	LEONOVA Alena	RUS	182.85	1	1
2	MEITE Mae Berenice	FRA	171.54	4	2
3	ARTEMIEVA Maria	RUS	170.24	2	3
4	LECAVELIER Laurine	FRA	155.24	5	5
5	RODEGHIERO Roberta	ITA	151.85	3	11
6	NISHINO Yuki	JPN	151.64	6	7
7	OBA Miyabi	JPN	148.69	7	6
8	LAFUENTE Sonia	ESP	146.81	8	8
9	KHNYCHENKOVA Anna	UKR	145.87	11	4
10	FRANK Kerstin	AUT	141.72	10	10
11	ZHAO Ziquan	CHN	139.89	9	12
12	GJERSEM Anne Line	NOR	139.81	12	9
13	GRM Dasa	SLO	123.70	17	13
14	VAISTO Sera	FIN	122.19	13	14
15	HAMUI Reyna	MEX	113.78	15	17
16	MELLGREN Linnea	SWE	112.19	23	15
17	PAPP Beata	FIN	110.32	14	20
18	JANULEVICIUTE Inga	LTU	110.28	24	16
19	KUNOVA Alexandra	SVK	110.13	18	18
20	ATABEY Birce	TUR	106.72	22	19
21	BRESSANUTTI Carol	ITA	105.53	19	21
22	MARAIS Lejeanne	RSA	100.76	20	22
23	ROUT Alexandra	NZL	98.64	21	23
24	ZAKHARANKA Kristina	BLR	91.18	25	24
Final not Reached					
	HECKEN Sarah	GER	33.34	26	
	KAPFERER Anita	AUT	32.78	27	
	YALOVAIA Anastasia	UKR	32.56	28	
	NOBBS Jaimee	AUS	31.26	29	
	UMEK Pina	SLO	30.62	30	
	REYES Mary Ro	MEX	25.98	31	
	KUYUCU Sinem	TUR	24.02	32	
Withdrawn					
	WEINZIERL Nathalie	GER	40.52	16	

SANCHO Saioa, ISU

Referee


LAAKSONEN Leena, ISU

Technical Controller

LEGEND

FS Free Skating

SP Short Program

Timing and Results provided by  TISSOT



Medallists

Medal	Name	Country
GOLD	LEONOVA Alena	RUS - Russia
SILVER	MEITE Mae Berenice	FRA - France
BRONZE	ARTEMIEVA Maria	RUS - Russia



Start List With Times

Start Time	Finish Time	Starting Number	Name	CC
13:35:00	13:42:00		Warm-Up Group 1	
13:42:30	13:49:00	1	LAFUENTE Sonia	ESP
13:49:00	13:55:30	2	ZHAO Ziquan	CHN
13:55:30	14:02:00	3	PAPP Beata	FIN
14:02:00	14:08:30	4	BRESSANUTTI Carol	ITA
14:08:30	14:15:00	5	REYES Mary Ro	MEX
14:15:00	14:22:00		Warm-Up Group 2	
14:22:30	14:29:00	6	FRANK Kerstin	AUT
14:29:00	14:35:30	7	HAMUI Reyna	MEX
14:35:30	14:42:00	8	RODEGHIERO Roberta	ITA
14:42:00	14:48:30	9	NISHINO Yuki	JPN
14:48:30	14:55:00	10	MELLGREN Linnea	SWE
14:55:00	15:10:00		Resurfacing of the Ice	
15:10:00	15:17:00		Warm-Up Group 3	
15:17:30	15:24:00	11	JANULEVICIUTE Inga	LTU
15:24:00	15:30:30	12	GJERSEM Anne Line	NOR
15:30:30	15:37:00	13	WEINZIERL Nathalie	GER
15:37:00	15:43:30	14	YALOVAIA Anastasia	UKR
15:43:30	15:50:00	15	OBA Miyabi	JPN
15:50:00	15:57:00		Warm-Up Group 4	
15:57:30	16:04:00	16	HECKEN Sarah	GER
16:04:00	16:10:30	17	VAISTO Sera	FIN
16:10:30	16:17:00	18	ZAKHARANKA Kristina	BLR
16:17:00	16:23:30	19	KUNOVA Alexandra	SVK
16:23:30	16:30:00	20	LEONOVA Alena	RUS
16:30:00	16:45:00		Resurfacing of the Ice	
16:45:00	16:52:00		Warm-Up Group 5	
16:52:30	16:59:00	21	KHNYCHENKOVA Anna	UKR
16:59:00	17:05:30	22	UMEK Pina	SLO
17:05:30	17:12:00	23	ATABEY Birce	TUR
17:12:00	17:18:30	24	GRM Dasa	SLO
17:18:30	17:25:00	25	LECAVELIER Laurine	FRA
17:25:00	17:31:30	26	MEITE Mae Berenice	FRA
17:31:30	17:38:30		Warm-Up Group 6	
17:39:00	17:45:30	27	ARTEMIEVA Maria	RUS
17:45:30	17:52:00	28	KAPFERER Anita	AUT
17:52:00	17:58:30	29	NOBBS Jaimee	AUS
17:58:30	18:05:00	30	KUYUCU Sinem	TUR
18:05:00	18:11:30	31	MARAIS Lejeanne	RSA
18:11:30	18:18:00	32	ROUT Alexandra	NZL

NOTE

This time schedule is based on the timing intervals listed below, but is subject to change:


Resurfacing: 15:00

Warm-Up: 6:00

Duration of Skating: 2:50 maximum

Judging First: 3:10

Judging Last: 3:10

Timing and Results provided by  TISSOT



Planned Program Content

1 LAFUENTE Sonia			ESP		
Coach: Jordi Lafarga					
Music: Caravan by Duke Ellington					
Element Number	Name	Description	Element Number	Name	Description
1	3Lz+2T	Triple Lutz+Double Toeloop	5	CCoSp	Change Foot Combination Spin
2	3Lo	Triple Loop	6	StSq	Step Sequence
3	FCSp	Fly. Camel Spin	7	LSp	Layback Spin
4	2A	Double Axel			
2 ZHAO Ziquan			CHN		
Coach: Lijie Yu					
Music: Bahrein by Princesses of Violin					
Element Number	Name	Description	Element Number	Name	Description
1	3T+3T	Triple Toeloop+Triple Toeloop	5	2A	Double Axel
2	FCSp	Fly. Camel Spin	6	StSq	Step Sequence
3	CCoSp	Change Foot Combination Spin	7	LSp	Layback Spin
4	3Lo	Triple Loop			
3 PAPP Beata			FIN		
Coach: Bruno Delmaestro					
Music: Cinema Italiano by Peter Blanchette					
Element Number	Name	Description	Element Number	Name	Description
1	3T+2T	Triple Toeloop+Double Toeloop	5	FSSp	Fly. Sit Spin
2	3S	Triple Salchow	6	StSq	Step Sequence
3	LSp	Layback Spin	7	CCoSp	Change Foot Combination Spin
4	2A	Double Axel			
4 BRESSANUTTI Carol			ITA		
Coach: Silvia Martina					
Music: Hallelujah					
Element Number	Name	Description	Element Number	Name	Description
1	3Lo	Triple Loop	5	CCoSp	Change Foot Combination Spin
2	3T+3T	Triple Toeloop+Triple Toeloop	6	StSq	Step Sequence
3	2A	Double Axel	7	LSp	Layback Spin
4	FCSp	Fly. Camel Spin			
5 REYES Mary Ro			MEX		
Coach: J. M. Harvey, K. Ohs					
Music: Si Tu Vois Ma Mere, Diga Diga Doo					
Element Number	Name	Description	Element Number	Name	Description
1	3Lo	Triple Loop	5	LSp	Layback Spin
2	3S+2T	Triple Salchow+Double Toeloop	6	StSq	Step Sequence
3	2A	Double Axel	7	CCoSp	Change Foot Combination Spin
4	FCSp	Fly. Camel Spin			



Planned Program Content

6 FRANK Kerstin			AUT		
Coach: Sonja Harand					
Music: Kingdom Hearts by Yoko Shimomura					
Element Number	Name	Description	Element Number	Name	Description
1	3T+2T	Triple Toeloop+Double Toeloop	5	LSp	Layback Spin
2	FCSp	Fly. Camel Spin	6	2A	Double Axel
3	StSq	Step Sequence	7	CCoSp	Change Foot Combination Spin
4	3S	Triple Salchow			
7 HAMUI Reyna			MEX		
Coach: Johnny Johns					
Music: Another Cha Cha by Santa Esmeralda					
Element Number	Name	Description	Element Number	Name	Description
1	3T+2T	Triple Toeloop+Double Toeloop	5	2A	Double Axel
2	CCoSp	Change Foot Combination Spin	6	StSq	Step Sequence
3	FSSp	Fly. Sit Spin	7	LSp	Layback Spin
4	3S	Triple Salchow			
8 RODEGHIERO Roberta			ITA		
Coach: F. Bianconi, R. Murante					
Music: Let It Go performed by The Piano Guys					
Element Number	Name	Description	Element Number	Name	Description
1	3T+3T	Triple Toeloop+Triple Toeloop	5	2A	Double Axel
2	3F	Triple Flip	6	CCoSp	Change Foot Combination Spin
3	LSp	Layback Spin	7	FSSp	Fly. Sit Spin
4	StSq	Step Sequence			
9 NISHINO Yuki			JPN		
Coach: Yutaka Higuchi					
Music: Twilight Waltz by Takashi Kako					
Element Number	Name	Description	Element Number	Name	Description
1	3Lz+2T	Triple Lutz+Double Toeloop	5	StSq	Step Sequence
2	3Lo	Triple Loop	6	2A	Double Axel
3	FCSp	Fly. Camel Spin	7	CCoSp	Change Foot Combination Spin
4	LSp	Layback Spin			
10 MELLGREN Linnea			SWE		
Coach: Lotta Falkenback					
Music: Who wants to live forever by D. Garrett					
Element Number	Name	Description	Element Number	Name	Description
1	3T+3T	Triple Toeloop+Triple Toeloop	5	2A	Double Axel
2	3S	Triple Salchow	6	FSSp	Fly. Sit Spin
3	CCoSp	Change Foot Combination Spin	7	StSq	Step Sequence
4	LSp	Layback Spin			



Planned Program Content

11 JANULEVICIUTE Inga			LTU		
Coach: Dmitri Kozlov					
Music: Reflections of Passion by Yanni					
Element Number	Name	Description	Element Number	Name	Description
1	2A	Double Axel	5	LSp	Layback Spin
2	3Lz+2T	Triple Lutz+Double Toeloop	6	StSq	Step Sequence
3	FCSp	Fly. Camel Spin	7	CCoSp	Change Foot Combination Spin
4	3F	Triple Flip			
12 GJERSEM Anne Line			NOR		
Coach: Ela Magnusson, Laco Vince					
Music: Fly by Celine Dion					
Element Number	Name	Description	Element Number	Name	Description
1	2A	Double Axel	5	StSq	Step Sequence
2	3S+2T	Triple Salchow+Double Toeloop	6	CCoSp	Change Foot Combination Spin
3	3Lo	Triple Loop	7	LSp	Layback Spin
4	FCSp	Fly. Camel Spin			
13 WEINZIERL Nathalie			GER		
Coach: Peter Sczypa					
Music: Fever by Ted Heath and His Music					
Element Number	Name	Description	Element Number	Name	Description
1	3F+2T	Triple Flip+Double Toeloop	5	FSSp	Fly. Sit Spin
2	3Lz	Triple Lutz	6	StSq	Step Sequence
3	LSp	Layback Spin	7	CCoSp	Change Foot Combination Spin
4	2A	Double Axel			
14 YALOVAIA Anastasia			UKR		
Coach: Viacheslav Tkachenko					
Music: In the Hall of the Mountain King					
Element Number	Name	Description	Element Number	Name	Description
1	3F+2T	Triple Flip+Double Toeloop	5	LSp	Layback Spin
2	3T	Triple Toeloop	6	StSq	Step Sequence
3	FCSp	Fly. Camel Spin	7	CCoSp	Change Foot Combination Spin
4	2A	Double Axel			
15 OBA Miyabi			JPN		
Coach: Yuko Monna					
Music: Resphoina by Joe Hisaishi					
Element Number	Name	Description	Element Number	Name	Description
1	3S+3T	Triple Salchow+Triple Toeloop	5	FSSp	Fly. Sit Spin
2	3Lo	Triple Loop	6	StSq	Step Sequence
3	CCoSp	Change Foot Combination Spin	7	LSp	Layback Spin
4	2A	Double Axel			



Planned Program Content

16 HECKEN Sarah			GER		
Coach: Stefan Lindemann					
Music: Nero by Mark Fowler					
Element Number	Name	Description	Element Number	Name	Description
1	3T+3T	Triple Toeloop+Triple Toeloop	5	FCSp	Fly. Camel Spin
2	3S	Triple Salchow	6	StSq	Step Sequence
3	LSp	Layback Spin	7	CCoSp	Change Foot Combination Spin
4	2A	Double Axel			
17 VAISTO Sera			FIN		
Coach: Maaret Siromaa					
Music: Waters Of Irrawaddy by Hans Zimmer					
Element Number	Name	Description	Element Number	Name	Description
1	3S	Triple Salchow	5	StSq	Step Sequence
2	3T+2T	Triple Toeloop+Double Toeloop	6	LSp	Layback Spin
3	CCoSp	Change Foot Combination Spin	7	FCSp	Fly. Camel Spin
4	2A	Double Axel			
18 ZAKHARANKA Kristina			BLR		
Coach: Mikhail Koroliuk					
Music: Memoirs of a Geisha (soundtrack)					
Element Number	Name	Description	Element Number	Name	Description
1	3S+2T	Triple Salchow+Double Toeloop	5	StSq	Step Sequence
2	2A	Double Axel	6	FCSp	Fly. Camel Spin
3	CCoSp	Change Foot Combination Spin	7	LSp	Layback Spin
4	3Lo	Triple Loop			
19 KUNOVA Alexandra			SVK		
Coach: Jeranjak Ipakjan					
Music: Yes Sir, That's My Baby, Lady in Red					
Element Number	Name	Description	Element Number	Name	Description
1	3S+3T	Triple Salchow+Triple Toeloop	5	StSq	Step Sequence
2	3Lz	Triple Lutz	6	2A	Double Axel
3	FSSp	Fly. Sit Spin	7	CCoSp	Change Foot Combination Spin
4	LSp	Layback Spin			
20 LEONOVA Alena			RUS		
Coach: Evgeni Rukavicin					
Music: Charlie Chaplin					
Element Number	Name	Description	Element Number	Name	Description
1	3T+3T	Triple Toeloop+Triple Toeloop	5	2A	Double Axel
2	FCSp	Fly. Camel Spin	6	CCoSp	Change Foot Combination Spin
3	StSq	Step Sequence	7	LSp	Layback Spin
4	3F	Triple Flip			



Planned Program Content

21 KHNYPCHENKOVA Anna			UKR		
Coach: Viacheslav Tkachenko					
Music: Hijo De La Luna by Aida Garifullina					
Element Number	Name	Description	Element Number	Name	Description
1	3F	Triple Flip	5	CCoSp	Change Foot Combination Spin
2	3T+2T	Triple Toeloop+Double Toeloop	6	StSq	Step Sequence
3	FCSp	Fly. Camel Spin	7	LSp	Layback Spin
4	2A	Double Axel			
22 UMEK Pina			SLO		
Coach: T. Dorofejev, J. Cejvan					
Music: Welcome to the Black Parade					
Element Number	Name	Description	Element Number	Name	Description
1	3T+2T	Triple Toeloop+Double Toeloop	5	3S	Triple Salchow
2	2A	Double Axel	6	StSq	Step Sequence
3	FSSp	Fly. Sit Spin	7	LSp	Layback Spin
4	CCoSp	Change Foot Combination Spin			
23 ATABEY Birce			TUR		
Coach: Rana Belkis Gocmen					
Music: Try by Asher Book					
Element Number	Name	Description	Element Number	Name	Description
1	3Lz+2T	Triple Lutz+Double Toeloop	5	LSp	Layback Spin
2	3S	Triple Salchow	6	StSq	Step Sequence
3	FCSp	Fly. Camel Spin	7	CCoSp	Change Foot Combination Spin
4	2A	Double Axel			
24 GRM Dasa			SLO		
Coach: J. Cejvan, T. Dorofejev					
Music: Prica o Vasi Ladackom by D. Balasevic					
Element Number	Name	Description	Element Number	Name	Description
1	3F+2T	Triple Flip+Double Toeloop	5	3T	Triple Toeloop
2	2A	Double Axel	6	FSSp	Fly. Sit Spin
3	CCoSp	Change Foot Combination Spin	7	LSp	Layback Spin
4	StSq	Step Sequence			
25 LECAVELIER Laurine			FRA		
Coach: Katia Lemaire					
Music: Carmen by Lana del Rey					
Element Number	Name	Description	Element Number	Name	Description
1	3Lz+2T	Triple Lutz+Double Toeloop	5	2A	Double Axel
2	3F	Triple Flip	6	LSp	Layback Spin
3	FCSp	Fly. Camel Spin	7	StSq	Step Sequence
4	CCoSp	Change Foot Combination Spin			



Planned Program Content

26 MEITE Mae Berenice			FRA		
Coach: K. Krier, S. Folle					
Music: Hosanna, The Groove You Liked					
Element Number	Name	Description	Element Number	Name	Description
1	3T+3T	Triple Toeloop+Triple Toeloop	5	FCSp	Fly. Camel Spin
2	3Lz	Triple Lutz	6	CCoSp	Change Foot Combination Spin
3	LSp	Layback Spin	7	StSq	Step Sequence
4	2A	Double Axel			
27 ARTEMIEVA Maria			RUS		
Coach: Evgeni Rukavitsin					
Music: Coco Chanel (soundtrack), Eye by Coba					
Element Number	Name	Description	Element Number	Name	Description
1	3T+3T	Triple Toeloop+Triple Toeloop	5	2A	Double Axel
2	3Lz	Triple Lutz	6	CCoSp	Change Foot Combination Spin
3	FSSp	Fly. Sit Spin	7	LSp	Layback Spin
4	StSq	Step Sequence			
28 KAPFERER Anita			AUT		
Coach: Claudia Houdek					
Music: Ain't No Sunshine by Bill Withers					
Element Number	Name	Description	Element Number	Name	Description
1	3S+2Lo	Triple Salchow+Double Loop	5	3T	Triple Toeloop
2	2A	Double Axel	6	CCoSp	Change Foot Combination Spin
3	FSSp	Fly. Sit Spin	7	LSp	Layback Spin
4	StSq	Step Sequence			
29 NOBBS Jaimee			AUS		
Coach: Galina Pachin					
Music: Hawaii Five-O Theme by Morton Stevens					
Element Number	Name	Description	Element Number	Name	Description
1	2A	Double Axel	5	LSp	Layback Spin
2	3S+2T	Triple Salchow+Double Toeloop	6	StSq	Step Sequence
3	FSSp	Fly. Sit Spin	7	CCoSp	Change Foot Combination Spin
4	3Lo	Triple Loop			
30 KUYUCU Sinem			TUR		
Coach: Rana Belkis Gocmen					
Music: Tango Amore by Edvin Marton					
Element Number	Name	Description	Element Number	Name	Description
1	3S+2T	Triple Salchow+Double Toeloop	5	CCoSp	Change Foot Combination Spin
2	3F	Triple Flip	6	StSq	Step Sequence
3	FSSp	Fly. Sit Spin	7	LSp	Layback Spin
4	2A	Double Axel			



Planned Program Content

31 MARAIS Lejeanne			RSA		
Coach: Susan Marais					
Music: The End by Lisa Gerrard					
Element Number	Name	Description	Element Number	Name	Description
1	3Lz	Triple Lutz	5	StSq	Step Sequence
2	CCoSp	Change Foot Combination Spin	6	FSSp	Fly. Sit Spin
3	3Lo+2T	Triple Loop+Double Toeloop	7	LSp	Layback Spin
4	2A	Double Axel			

32 ROUT Alexandra			NZL		
Coach: S Kuznetsov, L Kuznetsova					
Music: Gypsy Dance by David Garrett					
Element Number	Name	Description	Element Number	Name	Description
1	FSSp	Fly. Sit Spin	5	CCoSp	Change Foot Combination Spin
2	3S+2T	Triple Salchow+Double Toeloop	6	StSq	Step Sequence
3	3Lo	Triple Loop	7	LSp	Layback Spin
4	2A	Double Axel			



Technical Panel and Panel of Judges

Technical Panel

Function

Name

Technical Controller	LAAKSONEN Leena	ISU
Technical Specialist	OKAZAKI Makoto	ISU
Assistant Technical Specialist	BORGHI Christel	ISU

Panel of Judges

Function

Name

Referee	SANCHO Saioa	ISU
Judge No.1	KANKAANRANTA Marjo	FIN
Judge No.2	GRUSHMAN Petr	RUS
Judge No.3	GREUGNY Valerie	FRA
Judge No.4	WALDECK Andreas	GER
Judge No.5	GARRARD Neil	RSA
Judge No.6	CHEN Weiguang	CHN
Judge No.7	SCHILLER Edith	AUT

Data / Replay Operators

Function

Name

Data Operator	WALDVOGEL Michael	ISU
Replay Operator	GRAGLIA Flavia	ISU



Segment Results

Rank	Name	CC	Total Segment Score
1	LEONOVA Alena	RUS	67.12 Q
2	ARTEMIEVA Maria	RUS	62.11 Q
3	RODEGHIERO Roberta	ITA	58.03 Q
4	MEITE Mae Berenice	FRA	56.84 Q
5	LECAVELIER Laurine	FRA	55.29 Q
6	NISHINO Yuki	JPN	54.11 Q
7	OBA Miyabi	JPN	49.71 Q
8	LAFUENTE Sonia	ESP	49.47 Q
9	ZHAO Ziquan	CHN	47.64 Q
10	FRANK Kerstin	AUT	47.44 Q
11	KHNYCHENKOVA Anna	UKR	45.90 Q
12	GJERSEM Anne Line	NOR	44.56 Q
13	VAISTO Sera	FIN	44.24 Q
14	PAPP Beata	FIN	40.68 Q
15	HAMUI Reyna	MEX	40.67 Q
16	WEINZIERL Nathalie	GER	40.52 Q
17	GRM Dasa	SLO	40.39 Q
18	KUNOVA Alexandra	SVK	39.29 Q
19	BRESSANUTTI Carol	ITA	38.66 Q
20	MARAIS Lejeanne	RSA	37.29 Q
21	ROUT Alexandra	NZL	36.68 Q
22	ATABEY Birce	TUR	36.38 Q
23	MELLGREN Linnea	SWE	36.35 Q
24	JANULEVICIUTE Inga	LTU	35.30 Q
25	ZAKHARANKA Kristina	BLR	34.24
26	HECKEN Sarah	GER	33.34
27	KAPFERER Anita	AUT	32.78
28	YALOVAIA Anastasia	UKR	32.56
29	NOBBS Jaimee	AUS	31.26
30	UMEK Pina	SLO	30.62
31	REYES Mary Ro	MEX	25.98
32	KUYUCU Sinem	TUR	24.02

SANCHO Saioa, ISU
Referee

LAAKSONEN Leena, ISU
Technical Controller

LEGEND

Q Qualified for Free Skating



Results Details

Rk	Name	CC	Total Segment Score	Total Element Score	Factored Total Component Score	Unfactored Program Component Scores					Total Deductions
						Skating Skills	Transitions /Linking Footwork	Performance /Execution	Choreography /Composition	Interpretation	
1	LEONOVA Alena	RUS	67.12	34.20	32.92	8.15	7.80	8.30	8.45	8.45	0.00
2	ARTEMIEVA Maria	RUS	62.11	33.95	28.16	7.10	6.85	7.15	7.05	7.05	0.00
3	RODEGHIERO Roberta	ITA	58.03	31.79	26.24	6.60	6.35	6.60	6.65	6.60	0.00
4	MEITE Mae Berenice	FRA	56.84	30.20	26.64	6.75	6.35	6.65	6.65	6.90	0.00
5	LECAVELIER Laurine	FRA	55.29	28.89	26.40	6.65	6.30	6.65	6.70	6.70	0.00
6	NISHINO Yuki	JPN	54.11	28.11	27.00	7.00	6.45	6.60	6.80	6.90	-1.00
7	OBA Miyabi	JPN	49.71	27.23	22.48	5.90	5.40	5.55	5.55	5.70	0.00
8	LAFUENTE Sonia	ESP	49.47	25.83	23.64	6.15	5.55	6.00	5.95	5.90	0.00
9	ZHAO Ziquan	CHN	47.64	24.96	23.68	6.05	5.70	5.85	6.00	6.00	-1.00
10	FRANK Kerstin	AUT	47.44	25.36	22.08	5.80	5.20	5.55	5.55	5.50	0.00
11	KHNYCHENKOVA Anna	UKR	45.90	25.94	21.96	5.80	5.20	5.40	5.55	5.50	-2.00
12	GJERSEM Anne Line	NOR	44.56	24.28	20.28	5.10	4.75	5.15	5.15	5.20	0.00
13	VAISTO Sera	FIN	44.24	23.52	20.72	5.30	4.95	5.20	5.20	5.25	0.00
14	PAPP Beata	FIN	40.68	18.48	22.20	5.50	5.25	5.60	5.55	5.85	0.00
15	HAMUI Reyna	MEX	40.67	20.23	20.44	5.00	4.90	5.15	5.10	5.40	0.00
16	WEINZIERL Nathalie	GER	40.52	18.00	23.52	6.20	5.60	5.60	6.05	5.95	-1.00
17	GRM Dasa	SLO	40.39	20.15	21.24	5.65	5.05	5.15	5.40	5.30	-1.00
18	KUNOVA Alexandra	SVK	39.29	19.49	19.80	5.05	4.65	4.85	5.15	5.05	0.00
19	BRESSANUTTI Carol	ITA	38.66	17.34	21.32	5.15	5.05	5.40	5.55	5.50	0.00
20	MARAIS Lejeanne	RSA	37.29	18.77	19.52	4.85	4.60	5.00	4.90	5.05	-1.00
21	ROUT Alexandra	NZL	36.68	17.36	19.32	4.95	4.60	4.65	4.90	5.05	0.00
22	ATABEY Birce	TUR	36.38	19.50	17.88	4.60	4.30	4.40	4.60	4.45	-1.00
23	MELLGREN Linnea	SWE	36.35	17.47	20.88	5.40	5.05	5.00	5.40	5.25	-2.00
24	JANULEVICIUTE Inga	LTU	35.30	18.62	17.68	4.60	4.30	4.40	4.45	4.35	-1.00
25	ZAKHARANKA Kristina	BLR	34.24	15.04	19.20	4.90	4.55	4.80	4.95	4.80	0.00
26	HECKEN Sarah	GER	33.34	12.82	20.52	5.35	4.95	5.00	5.25	5.10	0.00
27	KAPFERER Anita	AUT	32.78	13.78	20.00	5.30	4.80	4.90	5.10	4.90	-1.00
28	YALOVAIA Anastasia	UKR	32.56	13.32	19.24	4.90	4.65	4.80	4.80	4.90	0.00
29	NOBBS Jaimee	AUS	31.26	14.54	17.72	4.55	4.30	4.35	4.55	4.40	-1.00
30	UMEK Pina	SLO	30.62	12.10	18.52	4.85	4.30	4.55	4.85	4.60	0.00
31	REYES Mary Ro	MEX	25.98	8.54	17.44	4.40	4.20	4.20	4.50	4.50	0.00
32	KUYUCU Sinem	TUR	24.02	10.06	15.96	4.05	3.90	3.90	4.10	4.00	-2.00

LEGEND

Rk Rank



Judges Details Per Skater

Rank	Name	CC	Starting Number	Total Segment Score	Total Element Score	Program Component Score (factored)	Total Deductions							
1	LEONOVA Alena	RUS	20	67.12	34.20	32.92	0.00							
#	Executed Elements	Info	Base Value	GOE	J1	J2	J3	J4	J5	J6	J7	J8	J9	Scores of Panel
1	3T+3T		8.20	1.82	3	2	2	3	3	2	3	-	-	10.02
2	FCSp4		3.20	1.00	2	2	2	2	1	2	2	-	-	4.20
3	StSq3		3.30	1.00	2	2	3	2	3	1	1	-	-	4.30
4	3F		5.83 x	-0.98	-1	-1	-3	-2	-2	-1	0	-	-	4.85
5	2A		3.63 x	0.60	1	1	1	1	2	1	2	-	-	4.23
6	CCoSp3p4		3.50	0.70	1	2	1	1	2	1	2	-	-	4.20
7	LSp2		1.90	0.50	1	1	0	2	1	1	1	-	-	2.40
29.56													34.20	
Program Components				Factor										
Skating Skills				0.80	7.50	8.50	7.75	8.25	8.75	7.50	8.75	-	-	8.15
Transitions / Linking Footwork / Movement				0.80	7.25	8.25	7.75	8.00	7.75	7.00	8.50	-	-	7.80
Performance / Execution				0.80	7.75	8.25	8.50	8.25	9.00	7.25	8.75	-	-	8.30
Choreography / Composition				0.80	8.00	8.50	8.50	8.25	9.00	7.50	9.00	-	-	8.45
Interpretation				0.80	7.75	8.75	8.75	8.25	9.25	7.50	8.75	-	-	8.45
Judges Total Program Component Score (factored)														32.92
Deductions:														0.00

Rank	Name	CC	Starting Number	Total Segment Score	Total Element Score	Program Component Score (factored)	Total Deductions							
2	ARTEMIEVA Maria	RUS	27	62.11	33.95	28.16	0.00							
#	Executed Elements	Info	Base Value	GOE	J1	J2	J3	J4	J5	J6	J7	J8	J9	Scores of Panel
1	3T+3T		8.20	1.12	1	2	2	2	2	1	1	-	-	9.32
2	3Lz		6.00	0.70	2	2	0	1	1	1	-1	-	-	6.70
3	FSSp4		3.00	0.40	1	1	0	1	0	1	1	-	-	3.40
4	StSq3		3.30	0.70	2	2	1	1	2	1	1	-	-	4.00
5	2A		3.63 x	-0.40	-1	0	-1	0	-1	-1	-1	-	-	3.23
6	CCoSp3p4		3.50	0.60	1	2	2	1	1	1	1	-	-	4.10
7	LSp4		2.70	0.50	1	1	1	2	1	1	1	-	-	3.20
30.33													33.95	
Program Components				Factor										
Skating Skills				0.80	7.50	7.50	6.75	7.00	7.00	7.25	6.50	-	-	7.10
Transitions / Linking Footwork / Movement				0.80	7.50	7.25	7.00	7.25	6.00	6.75	5.50	-	-	6.85
Performance / Execution				0.80	7.75	7.50	7.25	7.00	6.75	7.25	6.00	-	-	7.15
Choreography / Composition				0.80	7.75	7.75	7.00	7.00	6.50	7.00	6.25	-	-	7.05
Interpretation				0.80	8.00	7.75	7.00	6.75	6.75	7.00	6.25	-	-	7.05
Judges Total Program Component Score (factored)														28.16
Deductions:														0.00



Judges Details Per Skater

Rank	Name	CC	Starting Number	Total Segment Score	Total Element Score	Program Score (factored)	Total Deductions							
3	RODEGHIERO Roberta	ITA	8	58.03	31.79	26.24	0.00							
#	Executed Elements	Info	Base Value	GOE	J1	J2	J3	J4	J5	J6	J7	J8	J9	Scores of Panel
1	3T+3T		8.20	0.56	0	0	1	1	2	1	1	-	-	8.76
2	3F		5.30	0.28	1	0	-1	0	0	1	1	-	-	5.58
3	LSp4		2.70	0.30	1	-1	1	0	1	0	1	-	-	3.00
4	StSq3		3.30	0.90	2	1	2	2	2	1	2	-	-	4.20
5	2A		3.63 x	0.40	0	0	1	1	1	1	1	-	-	4.03
6	CCoSp3p3		3.00	0.40	0	0	1	1	1	1	1	-	-	3.40
7	FSSp4		3.00	-0.18	-1	-1	-1	0	-1	1	0	-	-	2.82
29.13													31.79	
Program Components				Factor										
Skating Skills				0.80	6.75	6.75	6.25	6.50	7.00	6.75	6.00	-	-	6.60
Transitions / Linking Footwork / Movement				0.80	6.50	6.25	6.50	6.25	6.50	6.25	5.50	-	-	6.35
Performance / Execution				0.80	7.00	6.50	7.25	6.25	6.75	6.50	6.25	-	-	6.60
Choreography / Composition				0.80	6.50	6.50	7.25	6.50	7.00	6.75	6.25	-	-	6.65
Interpretation				0.80	6.50	6.50	7.00	6.50	7.25	6.50	6.25	-	-	6.60
Judges Total Program Component Score (factored)														26.24
Deductions:														0.00

Rank	Name	CC	Starting Number	Total Segment Score	Total Element Score	Program Score (factored)	Total Deductions							
4	MEITE Mae Berenice	FRA	26	56.84	30.20	26.64	0.00							
#	Executed Elements	Info	Base Value	GOE	J1	J2	J3	J4	J5	J6	J7	J8	J9	Scores of Panel
1	3T+3T		8.20	-1.40	-2	-2	-3	-2	-2	-2	-1	-	-	6.80
2	3Lz		6.00	-0.14	0	0	0	0	-1	0	-1	-	-	5.86
3	LSp4		2.70	0.60	1	1	1	2	-1	1	2	-	-	3.30
4	2A		3.30	0.50	1	1	2	1	1	1	1	-	-	3.80
5	FCSp4		3.20	0.04	0	-1	0	1	-1	1	0	-	-	3.24
6	CCoSp3p4		3.50	0.30	1	0	1	1	0	1	0	-	-	3.80
7	StSq3		3.30	0.10	0	0	0	1	-1	1	0	-	-	3.40
30.20													30.20	
Program Components				Factor										
Skating Skills				0.80	7.00	7.00	7.00	6.00	6.00	7.25	6.75	-	-	6.75
Transitions / Linking Footwork / Movement				0.80	6.50	6.50	7.00	6.50	5.00	6.50	5.75	-	-	6.35
Performance / Execution				0.80	6.75	6.75	7.50	6.50	5.75	6.75	6.50	-	-	6.65
Choreography / Composition				0.80	6.75	7.00	7.25	6.25	5.75	7.00	6.25	-	-	6.65
Interpretation				0.80	7.00	7.25	7.25	6.50	5.75	7.00	6.75	-	-	6.90
Judges Total Program Component Score (factored)														26.64
Deductions:														0.00



Judges Details Per Skater

Rank	Name	CC	Starting Number	Total Segment Score	Total Element Score	Program Component Score (factored)	Total Deductions							
5	LECAVELIER Laurine	FRA	25	55.29	28.89	26.40	0.00							
#	Executed Elements	Info	Base Value	GOE	J1	J2	J3	J4	J5	J6	J7	J8	J9	Scores of Panel
1	3Lz+2T		7.30	0.42	0	1	1	1	1	0	0	-	-	7.72
2	3Fe	e	3.70	-1.26	-3	-2	-1	-2	-2	-2	-1	-	-	2.44
3	FCSp4		3.20	0.70	1	1	2	1	2	1	2	-	-	3.90
4	CCoSp3p4		3.50	0.50	1	1	1	1	1	1	1	-	-	4.00
5	2A		3.63	0.00	0	0	1	0	0	0	0	-	-	3.63
6	LSp4		2.70	0.70	1	1	2	2	1	1	2	-	-	3.40
7	StSq3		3.30	0.50	1	1	1	1	2	1	1	-	-	3.80
27.33													28.89	
Program Components				Factor										
Skating Skills				0.80	6.75	7.00	6.50	6.25	7.25	6.75	6.25	-	-	6.65
Transitions / Linking Footwork / Movement				0.80	6.25	6.75	6.50	6.25	6.25	6.25	5.75	-	-	6.30
Performance / Execution				0.80	6.50	7.25	7.50	6.00	6.75	6.50	6.25	-	-	6.65
Choreography / Composition				0.80	6.25	7.25	7.00	6.50	7.00	6.75	6.00	-	-	6.70
Interpretation				0.80	6.50	7.25	7.50	6.25	6.75	6.75	5.75	-	-	6.70
Judges Total Program Component Score (factored)														26.40
Deductions:														0.00

Rank	Name	CC	Starting Number	Total Segment Score	Total Element Score	Program Component Score (factored)	Total Deductions								
6	NISHINO Yuki	JPN	9	54.11	28.11	27.00	-1.00								
#	Executed Elements	Info	Base Value	GOE	J1	J2	J3	J4	J5	J6	J7	J8	J9	Scores of Panel	
1	3Lz+2T		7.30	0.28	0	0	0	1	0	1	2	-	-	7.58	
2	3Lo<	<	3.60	-2.10	-3	-3	-3	-3	-3	-3	-3	-	-	1.50	
3	FCSp3		2.80	0.70	0	1	1	2	1	2	2	-	-	3.50	
4	LSp3		2.40	0.70	1	1	2	2	2	1	1	-	-	3.10	
5	StSq3		3.30	0.60	1	1	2	1	2	1	1	-	-	3.90	
6	2A		3.63	0.50	1	1	1	1	1	1	1	-	-	4.13	
7	CCoSp3p4		3.50	0.90	2	1	2	2	2	1	2	-	-	4.40	
26.53													28.11		
Program Components				Factor											
Skating Skills				0.80	7.25	7.25	6.50	6.25	7.25	6.75	7.25	-	-	7.00	
Transitions / Linking Footwork / Movement				0.80	6.50	6.75	6.00	6.50	6.75	6.50	5.75	-	-	6.45	
Performance / Execution				0.80	6.75	6.75	6.50	6.50	6.50	6.25	6.75	-	-	6.60	
Choreography / Composition				0.80	7.00	7.00	6.50	6.50	6.75	6.75	7.00	-	-	6.80	
Interpretation				0.80	7.25	7.00	6.00	6.75	7.00	6.75	7.00	-	-	6.90	
Judges Total Program Component Score (factored)														27.00	
Deductions:				Falls:	-1.00										-1.00



Judges Details Per Skater

Rank	Name	CC	Starting Number	Total Segment Score	Total Element Score	Program Component Score (factored)	Total Deductions								
7	OBA Miyabi	JPN	15	49.71	27.23	22.48	0.00								
#	Executed Elements	Info	Base Value	GOE	J1	J2	J3	J4	J5	J6	J7	J8	J9	Scores of Panel	
1	3S+2T		5.50	0.28	1	0	1	0	0	0	1	-	-	5.78	
2	3Lo		5.10	0.42	1	1	-1	0	1	1	0	-	-	5.52	
3	CCoSp3p4		3.50	0.30	0	0	0	1	1	1	1	-	-	3.80	
4	2A		3.63	x -1.00	-2	-2	-2	-2	-2	-2	-2	-	-	2.63	
5	FSSp4		3.00	0.10	0	0	0	1	-1	1	0	-	-	3.10	
6	StSq3		3.30	0.30	1	1	1	0	0	1	0	-	-	3.60	
7	LSp4		2.70	0.10	1	0	0	0	-1	1	0	-	-	2.80	
26.73														27.23	
Program Components				Factor											
Skating Skills				0.80	6.50	5.75	5.75	5.00	6.00	6.50	5.50	-	-	-	5.90
Transitions / Linking Footwork / Movement				0.80	6.00	5.25	5.00	5.25	5.50	6.00	5.00	-	-	-	5.40
Performance / Execution				0.80	6.25	5.50	5.75	5.00	5.00	6.00	5.50	-	-	-	5.55
Choreography / Composition				0.80	6.25	5.50	5.50	5.25	5.00	6.50	5.25	-	-	-	5.55
Interpretation				0.80	6.50	6.00	5.50	4.75	5.00	6.25	5.75	-	-	-	5.70
Judges Total Program Component Score (factored)														22.48	
Deductions:														0.00	

Rank	Name	CC	Starting Number	Total Segment Score	Total Element Score	Program Component Score (factored)	Total Deductions								
8	LAFUENTE Sonia	ESP	1	49.47	25.83	23.64	0.00								
#	Executed Elements	Info	Base Value	GOE	J1	J2	J3	J4	J5	J6	J7	J8	J9	Scores of Panel	
1	3F+2T		6.60	0.14	0	0	1	0	-1	0	1	-	-	6.74	
2	3Lo<	<	3.60	-0.84	-2	-1	-2	-1	-1	-1	-1	-	-	2.76	
3	FCSp3		2.80	0.00	0	0	0	0	0	1	0	-	-	2.80	
4	2A		3.63	x 0.20	0	0	1	0	0	1	1	-	-	3.83	
5	CCoSp3p3		3.00	0.50	1	1	1	1	1	1	1	-	-	3.50	
6	StSq2		2.60	0.40	1	1	1	1	0	1	0	-	-	3.00	
7	LSp4		2.70	0.50	1	1	0	1	2	1	1	-	-	3.20	
24.93														25.83	
Program Components				Factor											
Skating Skills				0.80	6.75	6.25	6.00	5.00	6.25	6.50	5.75	-	-	-	6.15
Transitions / Linking Footwork / Movement				0.80	6.50	5.75	5.50	5.00	5.50	5.75	5.25	-	-	-	5.55
Performance / Execution				0.80	6.75	6.00	5.75	4.75	6.00	6.25	6.00	-	-	-	6.00
Choreography / Composition				0.80	7.00	6.25	5.75	5.00	6.00	6.25	5.50	-	-	-	5.95
Interpretation				0.80	6.50	6.25	5.50	4.75	5.75	6.00	6.00	-	-	-	5.90
Judges Total Program Component Score (factored)														23.64	
Deductions:														0.00	



Judges Details Per Skater

Rank	Name	CC	Starting Number	Total Segment Score	Total Element Score	Program Component Score (factored)	Total Deductions								
9	ZHAO Ziquan	CHN	2	47.64	24.96	23.68	-1.00								
#	Executed Elements	Info	Base Value	GOE	J1	J2	J3	J4	J5	J6	J7	J8	J9	Scores of Panel	
1	3T+COMBO		4.10	-2.10	-3	-3	-3	-3	-3	-3	-3	-	-	2.00	
2	FCSp4		3.20	0.30	0	0	1	1	1	1	0	-	-	3.50	
3	CCoSp3p4		3.50	0.40	0	1	1	0	1	1	1	-	-	3.90	
4	3Lo		5.61	x 0.42	1	1	1	0	0	1	0	-	-	6.03	
5	2A		3.63	x 0.30	0	1	1	0	1	1	0	-	-	3.93	
6	StSq2		2.60	0.50	1	1	2	0	1	1	1	-	-	3.10	
7	LSp2		1.90	0.60	1	1	1	0	3	1	2	-	-	2.50	
24.54														24.96	
Program Components				Factor											
Skating Skills				0.80	6.50	6.50	7.00	4.75	6.00	6.25	5.00	-	-	6.05	
Transitions / Linking Footwork / Movement				0.80	6.75	6.00	7.25	4.50	5.25	5.75	4.75	-	-	5.70	
Performance / Execution				0.80	6.50	6.25	6.50	4.50	5.75	6.00	4.75	-	-	5.85	
Choreography / Composition				0.80	6.50	6.25	7.25	4.75	6.00	6.25	5.00	-	-	6.00	
Interpretation				0.80	7.00	6.50	7.00	4.25	5.75	6.00	4.75	-	-	6.00	
Judges Total Program Component Score (factored)														23.68	
Deductions:				Falls:	-1.00										-1.00

Rank	Name	CC	Starting Number	Total Segment Score	Total Element Score	Program Component Score (factored)	Total Deductions							
10	FRANK Kerstin	AUT	6	47.44	25.36	22.08	0.00							
#	Executed Elements	Info	Base Value	GOE	J1	J2	J3	J4	J5	J6	J7	J8	J9	Scores of Panel
1	3T+2T		5.40	0.98	1	1	2	2	1	1	2	-	-	6.38
2	FCSp4		3.20	0.40	1	0	1	1	0	1	1	-	-	3.60
3	StSq3		3.30	0.30	1	0	0	0	1	1	1	-	-	3.60
4	3S		4.62	x 0.56	1	0	-1	1	1	1	1	-	-	5.18
5	LSp4		2.70	0.20	0	0	0	1	0	1	2	-	-	2.90
6	1A*	*	0.00	x 0.00	-	-	-	-	-	-	-	-	-	0.00
7	CCoSp3p4		3.50	0.20	0	0	0	0	1	1	2	-	-	3.70
22.72														25.36
Program Components				Factor										
Skating Skills				0.80	6.00	5.75	5.75	5.75	5.75	5.75	6.50	-	-	5.80
Transitions / Linking Footwork / Movement				0.80	5.75	5.25	4.75	5.50	5.00	5.25	5.00	-	-	5.20
Performance / Execution				0.80	5.50	5.50	5.50	5.50	5.75	5.25	6.00	-	-	5.55
Choreography / Composition				0.80	5.75	5.50	5.25	5.75	5.50	5.50	5.50	-	-	5.55
Interpretation				0.80	5.25	5.50	5.00	5.50	5.50	6.25	5.75	-	-	5.50
Judges Total Program Component Score (factored)														22.08
Deductions:														0.00



Judges Details Per Skater

Rank	Name	CC	Starting Number	Total Segment Score	Total Element Score	Program Component Score (factored)	Total Deductions								
11	KHNYCHENKOVA Anna	UKR	21	45.90	25.94	21.96	-2.00								
#	Executed Elements	Info	Base Value	GOE	J1	J2	J3	J4	J5	J6	J7	J8	J9	Scores of Panel	
1	3T+3T		8.20	0.70	0	1	1	1	1	1	1	-	-	8.90	
2	3Lz		6.00	-2.10	-3	-3	-3	-3	-3	-3	-3	-	-	3.90	
3	FCSp4		3.20	0.04	-1	0	-1	1	0	1	0	-	-	3.24	
4	2A		3.30	-1.50	-3	-3	-3	-3	-2	-3	-3	-	-	1.80	
5	LSp2		1.90	-0.30	-1	-1	-2	1	-2	0	-1	-	-	1.60	
6	StSq2		2.60	0.30	0	0	1	1	1	1	0	-	-	2.90	
7	CCoSp3p4		3.50	0.10	0	0	0	1	1	0	0	-	-	3.60	
28.70														25.94	
Program Components				Factor											
Skating Skills				0.80	5.75	5.75	5.50	6.00	6.00	6.25	5.50	-	-	5.80	
Transitions / Linking Footwork / Movement				0.80	4.75	5.25	5.00	5.75	5.00	5.75	5.00	-	-	5.20	
Performance / Execution				0.80	5.25	5.50	5.25	5.75	5.25	5.75	4.75	-	-	5.40	
Choreography / Composition				0.80	5.25	5.50	5.25	6.00	5.75	6.00	5.25	-	-	5.55	
Interpretation				0.80	4.75	5.50	5.25	5.75	5.50	6.00	5.50	-	-	5.50	
Judges Total Program Component Score (factored)														21.96	
Deductions:				Falls:	-2.00										-2.00

Rank	Name	CC	Starting Number	Total Segment Score	Total Element Score	Program Component Score (factored)	Total Deductions							
12	GJERSEM Anne Line	NOR	12	44.56	24.28	20.28	0.00							
#	Executed Elements	Info	Base Value	GOE	J1	J2	J3	J4	J5	J6	J7	J8	J9	Scores of Panel
1	2A		3.30	-1.00	-2	-2	-3	-2	-2	-1	-2	-	-	2.30
2	3S+2T		5.50	-1.12	-2	-2	-2	-1	-2	-1	-1	-	-	4.38
3	3Lo		5.10	-1.54	-1	-3	-3	-2	-2	-2	-2	-	-	3.56
4	FCSp4		3.20	0.40	1	0	1	1	1	1	-1	-	-	3.60
5	StSq3		3.30	0.50	1	1	0	1	1	1	1	-	-	3.80
6	CCoSp3p4		3.50	0.50	1	1	-1	1	2	1	1	-	-	4.00
7	LSp4		2.70	-0.06	0	0	-2	1	-1	0	0	-	-	2.64
26.60														24.28
Program Components				Factor										
Skating Skills				0.80	5.50	4.75	4.75	5.25	5.25	6.25	4.50	-	-	5.10
Transitions / Linking Footwork / Movement				0.80	5.25	4.50	4.00	5.25	4.75	5.75	4.00	-	-	4.75
Performance / Execution				0.80	5.25	4.50	5.25	5.25	5.50	5.75	4.50	-	-	5.15
Choreography / Composition				0.80	5.75	4.75	4.75	5.00	5.50	6.00	4.75	-	-	5.15
Interpretation				0.80	5.50	4.75	5.00	5.00	5.75	6.00	4.50	-	-	5.20
Judges Total Program Component Score (factored)														20.28
Deductions:														0.00



Judges Details Per Skater

Rank	Name	CC	Starting Number	Total Segment Score	Total Element Score	Program Component Score (factored)	Total Deductions							
13	VAISTO Sera	FIN	17	44.24	23.52	20.72	0.00							
#	Executing Elements	Info	Base Value	GOE	J1	J2	J3	J4	J5	J6	J7	J8	J9	Scores of Panel
1	3S		4.20	-1.82	-3	-3	-3	-2	-2	-2	-3	-	-	2.38
2	3T+2T		5.40	0.14	0	0	0	1	0	0	1	-	-	5.54
3	CCoSp3p3		3.00	0.50	0	1	1	2	1	1	1	-	-	3.50
4	2A		3.30	-0.40	-1	-1	-1	-1	0	0	-1	-	-	2.90
5	StSq3		3.30	0.10	0	0	1	0	-1	1	0	-	-	3.40
6	LSp3		2.40	0.20	0	0	1	1	0	1	0	-	-	2.60
7	FSSp4		3.00	0.20	0	0	0	1	0	1	1	-	-	3.20
24.60													23.52	
Program Components				Factor										
Skating Skills				0.80	5.25	5.75	5.00	5.50	4.75	5.25	5.50	-	-	5.30
Transitions / Linking Footwork / Movement				0.80	4.75	5.25	4.75	5.75	4.25	4.75	5.25	-	-	4.95
Performance / Execution				0.80	4.75	5.50	5.25	6.00	4.50	5.00	5.50	-	-	5.20
Choreography / Composition				0.80	5.00	5.50	5.00	5.75	4.75	5.25	5.25	-	-	5.20
Interpretation				0.80	5.25	5.25	5.00	5.75	4.50	5.25	5.50	-	-	5.25
Judges Total Program Component Score (factored)														20.72
Deductions:														0.00

Rank	Name	CC	Starting Number	Total Segment Score	Total Element Score	Program Component Score (factored)	Total Deductions							
14	PAPP Beata	FIN	3	40.68	18.48	22.20	0.00							
#	Executing Elements	Info	Base Value	GOE	J1	J2	J3	J4	J5	J6	J7	J8	J9	Scores of Panel
1	3T+2T		5.40	-0.42	-1	-1	-1	0	-1	0	0	-	-	4.98
2	2S*	*	0.00	0.00	-	-	-	-	-	-	-	-	-	0.00
3	LSp2		1.90	0.00	0	0	-1	0	0	1	0	-	-	1.90
4	2A		3.30	0.40	0	0	1	1	1	1	1	-	-	3.70
5	FSSp3		2.60	0.10	0	0	0	1	-1	1	0	-	-	2.70
6	StSq2		2.60	0.40	0	1	1	2	1	1	0	-	-	3.00
7	CCoSp2p3		2.10	0.10	0	0	-1	1	0	1	0	-	-	2.20
17.90													18.48	
Program Components				Factor										
Skating Skills				0.80	5.25	5.75	5.00	5.75	6.00	5.75	5.00	-	-	5.50
Transitions / Linking Footwork / Movement				0.80	5.00	5.25	5.25	5.50	5.50	5.25	4.00	-	-	5.25
Performance / Execution				0.80	5.50	5.50	6.00	5.75	6.25	5.25	5.00	-	-	5.60
Choreography / Composition				0.80	5.50	5.75	5.25	5.75	6.00	5.50	4.25	-	-	5.55
Interpretation				0.80	6.00	6.00	5.50	6.00	6.25	5.75	5.25	-	-	5.85
Judges Total Program Component Score (factored)														22.20
Deductions:														0.00



Judges Details Per Skater

Rank	Name	CC	Starting Number	Total Segment Score	Total Element Score	Program Score (factored)	Total Deductions							
15	HAMUI Reyna	MEX	7	40.67	20.23	20.44	0.00							
#	Executed Elements	Info	Base Value	GOE	J1	J2	J3	J4	J5	J6	J7	J8	J9	Scores of Panel
1	3T+2T		5.40	-0.14	-1	0	0	0	-1	0	0	-	-	5.26
2	CCoSp3p3		3.00	0.50	1	1	1	1	0	1	1	-	-	3.50
3	FSSp1V1		1.40	-0.36	-2	-1	-2	-1	-1	0	-1	-	-	1.04
4	3S<	<	3.30	x -2.10	-3	-3	-3	-3	-3	-3	-3	-	-	1.20
5	2A		3.63	x 0.00	0	0	0	0	0	0	1	-	-	3.63
6	StSq2		2.60	0.20	0	0	1	0	0	1	0	-	-	2.80
7	LSp3		2.40	0.40	0	0	1	1	1	1	1	-	-	2.80
21.73													20.23	
Program Components				Factor										
Skating Skills				0.80	4.75	4.75	5.50	4.75	5.25	5.75	4.50	-	-	5.00
Transitions / Linking Footwork / Movement				0.80	5.00	4.50	5.00	4.75	4.75	5.50	5.00	-	-	4.90
Performance / Execution				0.80	4.75	4.75	6.25	5.00	5.25	5.50	5.25	-	-	5.15
Choreography / Composition				0.80	5.00	4.75	5.75	5.00	5.00	5.75	4.75	-	-	5.10
Interpretation				0.80	5.50	5.00	6.25	4.75	5.50	5.75	5.25	-	-	5.40
Judges Total Program Component Score (factored)														20.44
Deductions:														0.00

Rank	Name	CC	Starting Number	Total Segment Score	Total Element Score	Program Score (factored)	Total Deductions								
16	WEINZIERL Nathalie	GER	13	40.52	18.00	23.52	-1.00								
#	Executed Elements	Info	Base Value	GOE	J1	J2	J3	J4	J5	J6	J7	J8	J9	Scores of Panel	
1	3F		5.30	-2.10	-3	-3	-3	-3	-3	-3	-3	-	-	3.20	
2	2Lz+2T*	*	2.10	-0.90	-3	-3	-3	-3	-3	-3	-3	-	-	1.20	
3	LSp4		2.70	0.50	0	2	2	1	1	0	1	-	-	3.20	
4	1A*	*	0.00	x 0.00	-	-	-	-	-	-	-	-	-	0.00	
5	FSSp4		3.00	0.20	0	0	1	1	0	1	0	-	-	3.20	
6	StSq3		3.30	0.60	1	1	3	1	1	1	2	-	-	3.90	
7	CCoSp3p3		3.00	0.30	0	0	1	1	0	1	1	-	-	3.30	
19.40													18.00		
Program Components				Factor											
Skating Skills				0.80	6.50	5.75	6.75	6.50	5.75	5.00	6.50	-	-	6.20	
Transitions / Linking Footwork / Movement				0.80	6.00	5.00	6.50	6.25	5.50	4.25	5.25	-	-	5.60	
Performance / Execution				0.80	5.75	5.25	6.25	6.00	5.75	4.25	5.25	-	-	5.60	
Choreography / Composition				0.80	6.50	5.50	6.50	6.50	6.00	4.75	5.75	-	-	6.05	
Interpretation				0.80	6.00	5.50	7.25	6.25	6.00	4.75	6.00	-	-	5.95	
Judges Total Program Component Score (factored)														23.52	
Deductions:				Falls:	-1.00										-1.00



Judges Details Per Skater

Rank	Name	CC	Starting Number	Total Segment Score	Total Element Score	Program Component Score (factored)	Total Deductions								
17	GRM Dasa	SLO	24	40.39	20.15	21.24	-1.00								
#	Executed Elements	Info	Base Value	GOE	J1	J2	J3	J4	J5	J6	J7	J8	J9	Scores of Panel	
1	3F	!	5.30	-2.10	-3	-3	-3	-3	-3	-3	-3	-	-	3.20	
2	2A		3.30	0.40	1	1	1	0	1	1	0	-	-	3.70	
3	CCoSp3p4		3.50	0.30	0	0	1	1	0	1	1	-	-	3.80	
4	StSq3		3.30	0.50	1	1	1	1	2	1	1	-	-	3.80	
5	2T+2T*	*	1.43 x	-0.60	-3	-3	-3	-3	-3	-3	-3	-	-	0.83	
6	FSSp4		3.00	0.04	0	0	-1	2	-1	1	0	-	-	3.04	
7	LSp2		1.90	-0.12	0	-1	0	0	-1	0	-1	-	-	1.78	
21.73														20.15	
Program Components				Factor											
Skating Skills				0.80	5.50	5.75	5.00	6.00	6.00	5.75	5.25	-	-		5.65
Transitions / Linking Footwork / Movement				0.80	5.00	5.25	4.50	6.25	5.25	5.25	4.50	-	-		5.05
Performance / Execution				0.80	5.00	5.25	5.25	6.25	5.00	5.25	4.75	-	-		5.15
Choreography / Composition				0.80	5.50	5.50	5.00	6.00	5.25	5.75	5.00	-	-		5.40
Interpretation				0.80	5.25	5.75	4.75	6.25	5.00	5.50	5.00	-	-		5.30
Judges Total Program Component Score (factored)														21.24	
Deductions:				Falls:	-1.00										-1.00

Rank	Name	CC	Starting Number	Total Segment Score	Total Element Score	Program Component Score (factored)	Total Deductions								
18	KUNOVA Alexandra	SVK	19	39.29	19.49	19.80	0.00								
#	Executed Elements	Info	Base Value	GOE	J1	J2	J3	J4	J5	J6	J7	J8	J9	Scores of Panel	
1	3S+2T		5.50	0.42	0	0	0	1	1	1	1	-	-	5.92	
2	3Lz<<	<<	2.10	-0.90	-3	-3	-3	-2	-3	-3	-3	-	-	1.20	
3	FSSp3		2.60	-0.06	-1	0	-2	0	0	0	0	-	-	2.54	
4	LSp		0.00	0.00	-	-	-	-	-	-	-	-	-	0.00	
5	StSq2		2.60	0.20	0	0	1	0	0	1	1	-	-	2.80	
6	2A		3.63 x	-0.10	-1	0	-1	0	0	0	0	-	-	3.53	
7	CCoSp3p4		3.50	0.00	0	0	0	0	0	0	0	-	-	3.50	
19.93														19.49	
Program Components				Factor											
Skating Skills				0.80	5.50	5.25	4.75	4.50	5.50	4.75	5.00	-	-		5.05
Transitions / Linking Footwork / Movement				0.80	5.25	4.50	4.75	4.50	4.75	4.25	4.75	-	-		4.65
Performance / Execution				0.80	4.75	4.75	5.00	4.75	5.00	4.25	5.00	-	-		4.85
Choreography / Composition				0.80	5.50	5.00	5.50	4.50	5.25	4.75	5.25	-	-		5.15
Interpretation				0.80	5.00	5.25	5.50	4.50	5.50	4.50	5.00	-	-		5.05
Judges Total Program Component Score (factored)														19.80	
Deductions:														0.00	



Judges Details Per Skater

Rank	Name	CC	Starting Number	Total Segment Score	Total Element Score	Program Score (factored)	Total Deductions							
19	BRESSANUTTI Carol	ITA	4	38.66	17.34	21.32	0.00							
#	Executed Elements	Info	Base Value	GOE	J1	J2	J3	J4	J5	J6	J7	J8	J9	Scores of Panel
1	3S<	<	3.00	-1.68	-3	-2	-3	-2	-2	-2	-3	-	-	1.32
2	3T<+2T	<	4.30	-1.12	-2	-1	-3	-1	-1	-1	-3	-	-	3.18
3	1A*	*	0.00	0.00	-	-	-	-	-	-	-	-	-	0.00
4	FCSp2		2.30	0.24	1	0	-3	1	2	1	-1	-	-	2.54
5	CCoSp3p4		3.50	0.20	1	0	0	1	-1	0	1	-	-	3.70
6	StSq3		3.30	0.20	0	1	-1	1	0	1	0	-	-	3.50
7	LSp4		2.70	0.40	1	1	0	0	1	1	1	-	-	3.10
19.10													17.34	
Program Components				Factor										
Skating Skills				0.80	5.00	5.50	4.75	5.25	5.50	5.25	4.75	-	-	5.15
Transitions / Linking Footwork / Movement				0.80	5.50	5.00	4.50	5.00	5.50	5.00	4.75	-	-	5.05
Performance / Execution				0.80	5.75	5.50	5.75	0.25	5.75	5.00	5.00	-	-	5.40
Choreography / Composition				0.80	6.00	5.75	5.50	5.50	5.50	5.50	4.50	-	-	5.55
Interpretation				0.80	5.75	5.75	5.50	5.25	5.50	5.50	5.00	-	-	5.50
Judges Total Program Component Score (factored)														21.32
Deductions:														0.00

Rank	Name	CC	Starting Number	Total Segment Score	Total Element Score	Program Score (factored)	Total Deductions								
20	MARAIS Lejeanne	RSA	31	37.29	18.77	19.52	-1.00								
#	Executed Elements	Info	Base Value	GOE	J1	J2	J3	J4	J5	J6	J7	J8	J9	Scores of Panel	
1	3Lze	e	4.20	-2.10	-3	-3	-3	-3	-3	-3	-3	-	-	2.10	
2	CCoSp3p4		3.50	0.50	1	1	1	1	1	1	0	-	-	4.00	
3	3Lo<+2T<<	<<	4.00	-1.96	-3	-3	-2	-2	-3	-3	-3	-	-	2.04	
4	2A		3.63	x -0.10	-1	0	-1	0	0	0	0	-	-	3.53	
5	StSq2		2.60	0.00	1	0	0	0	0	0	0	-	-	2.60	
6	FSSp2V1		1.60	0.00	0	0	0	0	0	1	0	-	-	1.60	
7	LSp3		2.40	0.50	1	1	0	1	1	1	1	-	-	2.90	
21.93													18.77		
Program Components				Factor											
Skating Skills				0.80	5.75	4.50	4.25	5.00	5.00	5.50	4.25	-	-	4.85	
Transitions / Linking Footwork / Movement				0.80	5.50	4.25	4.25	5.00	4.50	5.00	4.25	-	-	4.60	
Performance / Execution				0.80	5.75	4.50	5.50	5.00	5.00	5.00	4.25	-	-	5.00	
Choreography / Composition				0.80	5.50	4.50	5.00	5.00	4.75	5.25	4.50	-	-	4.90	
Interpretation				0.80	5.25	4.50	5.25	5.25	5.25	5.00	4.25	-	-	5.05	
Judges Total Program Component Score (factored)														19.52	
Deductions:				Falls:	-1.00										-1.00



Judges Details Per Skater

Rank	Name	CC	Starting Number	Total Segment Score	Total Element Score	Program Component Score (factored)	Total Deductions							
21	ROUT Alexandra	NZL	32	36.68	17.36	19.32	0.00							
#	Executed Elements	Info	Base Value	GOE	J1	J2	J3	J4	J5	J6	J7	J8	J9	Scores of Panel
1	FSSp4		3.00	0.40	0	1	1	1	0	1	1	-	-	3.40
2	3S<+2T	<	4.30	-0.98	-1	-2	-2	-2	-1	-1	-1	-	-	3.32
3	2Lo*	*	0.00	0.00	-	-	-	-	-	-	-	-	-	0.00
4	2A		3.30	0.00	0	0	0	0	0	0	0	-	-	3.30
5	CCoSp3p3		3.00	0.30	1	0	1	0	-1	1	1	-	-	3.30
6	StSq2		2.60	0.30	0	1	1	0	1	1	0	-	-	2.90
7	LSp1		1.50	-0.36	-1	-1	-2	-1	-2	0	-1	-	-	1.14
													17.70	
Program Components													Factor	
Skating Skills													0.80	
Transitions / Linking Footwork / Movement													0.80	
Performance / Execution													0.80	
Choreography / Composition													0.80	
Interpretation													0.80	
Judges Total Program Component Score (factored)													19.32	
Deductions:													0.00	

Rank	Name	CC	Starting Number	Total Segment Score	Total Element Score	Program Component Score (factored)	Total Deductions							
22	ATABEY Birce	TUR	23	36.38	19.50	17.88	-1.00							
#	Executed Elements	Info	Base Value	GOE	J1	J2	J3	J4	J5	J6	J7	J8	J9	Scores of Panel
1	3Lz	!	6.00	-2.10	-3	-3	-3	-3	-3	-3	-3	-	-	3.90
2	3S<+2T	<	4.30	-0.84	-2	-1	-2	-1	-1	-1	-1	-	-	3.46
3	FCSp3		2.80	0.20	0	0	0	0	1	1	1	-	-	3.00
4	2A		3.30	-0.10	-1	-1	0	0	0	0	0	-	-	3.20
5	CCoSp3p3		3.00	-0.06	-1	0	0	0	-1	0	0	-	-	2.94
6	StSq1		1.80	0.00	0	0	0	0	-1	0	0	-	-	1.80
7	LSp1		1.50	-0.30	-1	-1	-3	-1	-2	0	0	-	-	1.20
													22.70	
Program Components													Factor	
Skating Skills													0.80	
Transitions / Linking Footwork / Movement													0.80	
Performance / Execution													0.80	
Choreography / Composition													0.80	
Interpretation													0.80	
Judges Total Program Component Score (factored)													17.88	
Deductions:													-1.00	
Falls:													-1.00	



Judges Details Per Skater

Rank	Name	CC	Starting Number	Total Segment Score	Total Element Score	Program Score (factored)	Total Deductions								
23	MELLGREN Linnea	SWE	10	36.35	17.47	20.88	-2.00								
#	Executed Elements	Info	Base Value	GOE	J1	J2	J3	J4	J5	J6	J7	J8	J9	Scores of Panel	
1	3T<+COMBO	<	3.00	-2.10	-3	-3	-3	-3	-3	-3	-3	-	-	0.90	
2	3S		4.20	-2.10	-3	-3	-3	-3	-3	-3	-3	-	-	2.10	
3	CCoSp3p4		3.50	0.50	1	1	1	1	0	1	1	-	-	4.00	
4	LSp3		2.40	0.30	0	0	0	1	1	1	1	-	-	2.70	
5	2A		3.63	0.40	1	1	1	0	0	1	1	-	-	4.03	
6	FSSp2V1		1.60	-0.36	-2	0	-2	-1	-1	-1	-1	-	-	1.24	
7	StSq2		2.60	-0.10	0	0	-1	0	-1	1	0	-	-	2.50	
20.93														17.47	
Program Components				Factor											
Skating Skills				0.80	5.75	5.75	4.75	5.25	5.00	5.50	5.50	-	-		5.40
Transitions / Linking Footwork / Movement				0.80	5.50	5.25	5.00	5.00	4.25	5.00	5.00	-	-		5.05
Performance / Execution				0.80	5.00	5.25	5.25	4.75	4.50	5.25	4.75	-	-		5.00
Choreography / Composition				0.80	5.50	5.50	5.25	5.50	4.50	5.50	5.25	-	-		5.40
Interpretation				0.80	5.25	5.25	5.50	5.25	4.25	5.25	5.25	-	-		5.25
Judges Total Program Component Score (factored)														20.88	
Deductions:				Falls:	-2.00										-2.00

Rank	Name	CC	Starting Number	Total Segment Score	Total Element Score	Program Score (factored)	Total Deductions								
24	JANULEVICIUTE Inga	LTU	11	35.30	18.62	17.68	-1.00								
#	Executed Elements	Info	Base Value	GOE	J1	J2	J3	J4	J5	J6	J7	J8	J9	Scores of Panel	
1	2A		3.30	-0.50	-1	0	-1	-1	-2	-1	-1	-	-	2.80	
2	3Lz		6.00	-2.10	-3	-3	-3	-3	-3	-3	-3	-	-	3.90	
3	FCSp3		2.80	0.00	0	0	-1	0	0	0	0	-	-	2.80	
4	3Fe<+1T*	e	3.52	-2.10	-3	-3	-3	-3	-3	-3	-3	-	-	1.42	
5	LSp3		2.40	-0.30	-2	-1	-3	0	-1	0	-1	-	-	2.10	
6	StSq2		2.60	0.00	0	0	0	0	0	0	0	-	-	2.60	
7	CCoSp3p3		3.00	0.00	0	0	-2	1	0	0	0	-	-	3.00	
23.62														18.62	
Program Components				Factor											
Skating Skills				0.80	4.00	5.00	4.25	4.75	4.75	5.00	4.25	-	-		4.60
Transitions / Linking Footwork / Movement				0.80	4.25	4.25	4.25	5.00	4.25	4.50	3.50	-	-		4.30
Performance / Execution				0.80	4.00	4.50	4.50	4.75	4.50	4.50	3.75	-	-		4.40
Choreography / Composition				0.80	4.25	4.50	4.50	4.75	4.25	4.75	3.50	-	-		4.45
Interpretation				0.80	4.00	4.75	4.00	4.50	4.50	4.50	4.25	-	-		4.35
Judges Total Program Component Score (factored)														17.68	
Deductions:				Falls:	-1.00										-1.00



Judges Details Per Skater

Rank	Name	CC	Starting Number	Total Segment Score	Total Element Score	Program Component Score (factored)	Total Deductions								
25	ZAKHARANKA Kristina	BLR	18	34.24	15.04	19.20	0.00								
#	Executed Elements	Info	Base Value	GOE	J1	J2	J3	J4	J5	J6	J7	J8	J9	Scores of Panel	
1	3S<+2T	<	4.30	-0.98	-1	-2	-2	-2	-1	-1	-1	-	-	3.32	
2	2A<	<	2.30	-0.50	-1	-1	-2	-1	-1	-1	-1	-	-	1.80	
3	CCoSp2p4		2.50	0.00	0	0	0	0	0	0	0	-	-	2.50	
4	2Lo*	*	0.00	x 0.00	-	-	-	-	-	-	-	-	-	0.00	
5	StSq1		1.80	0.10	0	0	1	0	0	1	0	-	-	1.90	
6	FCSp2		2.30	-0.08	-1	-1	-2	1	-1	0	1	-	-	2.22	
7	LSp4		2.70	0.60	1	0	2	2	1	1	1	-	-	3.30	
15.90														15.04	
Program Components				Factor											
Skating Skills				0.80	4.75	5.00	4.75	5.50	5.75	4.50	4.50	-	-	-	4.90
Transitions / Linking Footwork / Movement				0.80	5.00	4.50	4.00	5.00	4.75	4.00	4.50	-	-	-	4.55
Performance / Execution				0.80	4.75	4.75	5.25	5.00	5.00	4.25	4.50	-	-	-	4.80
Choreography / Composition				0.80	5.50	4.75	5.00	5.25	5.25	4.50	4.25	-	-	-	4.95
Interpretation				0.80	4.75	4.75	5.50	5.00	4.75	4.25	4.75	-	-	-	4.80
Judges Total Program Component Score (factored)														19.20	
Deductions:														0.00	

Rank	Name	CC	Starting Number	Total Segment Score	Total Element Score	Program Component Score (factored)	Total Deductions								
26	HECKEN Sarah	GER	16	33.34	12.82	20.52	0.00								
#	Executed Elements	Info	Base Value	GOE	J1	J2	J3	J4	J5	J6	J7	J8	J9	Scores of Panel	
1	3T+COMBO		4.10	-2.10	-3	-3	-3	-3	-3	-3	-2	-	-	2.00	
2	2S*	*	0.00	0.00	-	-	-	-	-	-	-	-	-	0.00	
3	LSp3		2.40	-0.12	0	-2	-3	0	0	0	0	-	-	2.28	
4	1A*	*	0.00	x 0.00	-	-	-	-	-	-	-	-	-	0.00	
5	FCSp2		2.30	-0.06	-1	0	-1	0	0	0	0	-	-	2.24	
6	StSq2		2.60	0.20	0	0	1	1	-1	1	0	-	-	2.80	
7	CCoSp3p4		3.50	0.00	0	0	-1	0	0	0	0	-	-	3.50	
14.90														12.82	
Program Components				Factor											
Skating Skills				0.80	5.50	5.75	4.50	5.25	5.50	4.75	5.75	-	-	-	5.35
Transitions / Linking Footwork / Movement				0.80	5.25	5.00	4.00	5.25	5.00	4.25	5.25	-	-	-	4.95
Performance / Execution				0.80	5.00	5.25	5.25	5.00	4.75	4.25	5.00	-	-	-	5.00
Choreography / Composition				0.80	5.50	5.50	5.00	5.50	5.00	4.50	5.25	-	-	-	5.25
Interpretation				0.80	5.00	5.50	5.50	5.00	4.75	4.50	5.25	-	-	-	5.10
Judges Total Program Component Score (factored)														20.52	
Deductions:														0.00	



Judges Details Per Skater

Rank	Name	CC	Starting Number	Total Segment Score	Total Element Score	Program Score (factored)	Total Deductions								
27	KAPFERER Anita	AUT	28	32.78	13.78	20.00	-1.00								
#	Executed Elements	Info	Base Value	GOE	J1	J2	J3	J4	J5	J6	J7	J8	J9	Scores of Panel	
1	3S<	<	3.00	-2.10	-3	-3	-3	-3	-3	-3	-3	-	-	0.90	
2	1A*	*	0.00	0.00	-	-	-	-	-	-	-	-	-	0.00	
3	FSSp4		3.00	0.20	0	0	0	1	0	1	1	-	-	3.20	
4	StSq2		2.60	0.10	0	0	0	0	1	1	0	-	-	2.70	
5	2Lo+1T*	*	1.98 x	-0.90	-3	-3	-3	-3	-3	-3	-3	-	-	1.08	
6	CCoSp3p3		3.00	0.50	1	1	1	1	1	1	1	-	-	3.50	
7	LSp2		1.90	0.50	1	1	1	1	1	1	1	-	-	2.40	
15.48														13.78	
Program Components				Factor											
Skating Skills				0.80	5.50	5.25	5.00	5.50	5.50	4.75	5.25	-	-		5.30
Transitions / Linking Footwork / Movement				0.80	5.25	4.75	4.25	5.25	4.75	4.00	5.00	-	-		4.80
Performance / Execution				0.80	5.25	5.00	4.75	5.25	5.25	4.25	4.25	-	-		4.90
Choreography / Composition				0.80	5.00	5.25	4.75	5.50	5.50	4.50	5.00	-	-		5.10
Interpretation				0.80	4.75	5.25	4.50	5.25	5.25	4.25	4.75	-	-		4.90
Judges Total Program Component Score (factored)														20.00	
Deductions:				Falls:	-1.00										-1.00

Rank	Name	CC	Starting Number	Total Segment Score	Total Element Score	Program Score (factored)	Total Deductions								
28	YALOVAIA Anastasia	UKR	14	32.56	13.32	19.24	0.00								
#	Executed Elements	Info	Base Value	GOE	J1	J2	J3	J4	J5	J6	J7	J8	J9	Scores of Panel	
1	3F<<+2T	<<	3.20	-0.90	-3	-3	-3	-3	-2	-3	-3	-	-	2.30	
2	3T<<	<<	1.30	-0.56	-3	-3	-3	-2	-2	-3	-3	-	-	0.74	
3	FCSp3		2.80	0.00	0	0	0	0	0	0	-1	-	-	2.80	
4	1A*	*	0.00	0.00	-	-	-	-	-	-	-	-	-	0.00	
5	CCoSp3p3		3.00	0.04	-1	0	-1	0	0	1	1	-	-	3.04	
6	StSq1		1.80	0.60	0	1	3	1	2	1	1	-	-	2.40	
7	LSp3		2.40	-0.36	-3	-2	-1	0	-2	0	-1	-	-	2.04	
14.50														13.32	
Program Components				Factor											
Skating Skills				0.80	5.25	5.00	4.75	4.75	5.75	4.75	3.75	-	-		4.90
Transitions / Linking Footwork / Movement				0.80	4.75	4.50	5.00	5.00	4.75	4.25	4.25	-	-		4.65
Performance / Execution				0.80	4.75	4.75	5.75	5.00	5.00	4.50	4.50	-	-		4.80
Choreography / Composition				0.80	4.75	4.75	5.50	4.75	5.25	4.50	4.50	-	-		4.80
Interpretation				0.80	4.50	5.00	6.00	5.00	5.50	4.50	4.50	-	-		4.90
Judges Total Program Component Score (factored)														19.24	
Deductions:														0.00	



Judges Details Per Skater

Rank	Name	CC	Starting Number	Total Segment Score	Total Element Score	Program Component Score (factored)	Total Deductions							
29	NOBBS Jaimee	AUS	29	31.26	14.54	17.72	-1.00							
#	Executed Elements	Info	Base Value	GOE	J1	J2	J3	J4	J5	J6	J7	J8	J9	Scores of Panel
1	2A		3.30	-0.30	-2	-1	0	0	0	-1	-1	-	-	3.00
2	3S+2T		5.50	-1.26	-2	-2	-2	-2	-2	-1	-1	-	-	4.24
3	FSSp1V1		1.40	-0.18	-1	-1	-1	0	0	0	-1	-	-	1.22
4	Lo*	*	0.00	0.00	-	-	-	-	-	-	-	-	-	0.00
5	3Lo<<*	*	0.00	x	-	-	-	-	-	-	-	-	-	0.00
6	LSp2		1.90	-0.12	0	0	-1	0	-1	0	-1	-	-	1.78
7	StSq2		2.60	-0.10	0	0	-2	0	-1	0	0	-	-	2.50
8	CCoSp2p2		1.80	0.00	1	0	0	0	0	0	0	-	-	1.80
			16.50										14.54	
Program Components			Factor											
Skating Skills			0.80		5.00	4.75	4.00	4.50	4.75	4.50	4.25	-	-	4.55
Transitions / Linking Footwork / Movement			0.80		5.00	4.50	4.00	4.25	4.50	4.00	4.25	-	-	4.30
Performance / Execution			0.80		4.75	4.75	4.25	4.25	4.00	4.00	4.50	-	-	4.35
Choreography / Composition			0.80		5.00	4.75	4.25	4.50	4.50	4.25	4.75	-	-	4.55
Interpretation			0.80		4.50	4.75	4.00	4.25	4.25	4.25	4.75	-	-	4.40
Judges Total Program Component Score (factored)													17.72	
Deductions:			Falls:	-1.00									-1.00	

Rank	Name	CC	Starting Number	Total Segment Score	Total Element Score	Program Component Score (factored)	Total Deductions							
30	UMEK Pina	SLO	22	30.62	12.10	18.52	0.00							
#	Executed Elements	Info	Base Value	GOE	J1	J2	J3	J4	J5	J6	J7	J8	J9	Scores of Panel
1	3T<+COMBO	<	3.00	-2.10	-3	-3	-3	-3	-3	-3	-3	-	-	0.90
2	2A<<	<<	1.10	-0.60	-3	-3	-3	-3	-3	-2	-3	-	-	0.50
3	FSSp3		2.60	0.10	0	0	-1	1	0	1	0	-	-	2.70
4	CCoSp2p4		2.50	0.00	0	0	-1	0	0	1	0	-	-	2.50
5	1S*	*	0.00	x	-	-	-	-	-	-	-	-	-	0.00
6	StSq2		2.60	0.00	0	0	0	1	0	0	0	-	-	2.60
7	LSp3		2.40	0.50	1	1	1	1	0	1	1	-	-	2.90
			14.20										12.10	
Program Components			Factor											
Skating Skills			0.80		5.00	5.00	4.25	5.25	5.25	4.75	4.00	-	-	4.85
Transitions / Linking Footwork / Movement			0.80		4.75	4.50	4.00	5.50	4.00	4.25	3.75	-	-	4.30
Performance / Execution			0.80		4.50	4.75	4.75	5.25	4.50	4.25	3.50	-	-	4.55
Choreography / Composition			0.80		5.25	5.00	4.75	5.25	4.75	4.50	4.00	-	-	4.85
Interpretation			0.80		5.00	5.25	4.25	5.25	4.25	4.25	3.75	-	-	4.60
Judges Total Program Component Score (factored)													18.52	
Deductions:													0.00	



Judges Details Per Skater

Rank	Name	CC	Starting Number	Total Segment Score	Total Element Score	Program Component Score (factored)	Total Deductions							
31	REYES Mary Ro	MEX	5	25.98	8.54	17.44	0.00							
#	Executed Elements	Info	Base Value	GOE	J1	J2	J3	J4	J5	J6	J7	J8	J9	Scores of Panel
1	1Lo*+COMBO	*	0.00	0.00	-	-	-	-	-	-	-	-	-	0.00
2	2S<<*	*	0.00	0.00	-	-	-	-	-	-	-	-	-	0.00
3	1A*	*	0.00	0.00	-	-	-	-	-	-	-	-	-	0.00
4	FCSp2		2.30	-0.12	-2	0	-3	0	0	0	0	-	-	2.18
5	LSp2		1.90	-0.12	0	-1	-2	0	-1	1	0	-	-	1.78
6	StSq2		2.60	0.00	-1	0	0	0	0	0	0	-	-	2.60
7	CCoSp2p3		2.10	-0.12	-1	-1	-1	0	0	0	1	-	-	1.98
			8.90											8.54
Program Components		Factor												
Skating Skills			0.80		4.25	4.25	4.25	4.50	4.75	4.75	4.00	-	-	4.40
Transitions / Linking Footwork / Movement			0.80		4.00	4.00	4.25	4.50	4.50	4.25	4.00	-	-	4.20
Performance / Execution			0.80		3.75	4.00	4.50	4.50	4.50	4.25	3.75	-	-	4.20
Choreography / Composition			0.80		4.25	4.25	4.75	4.75	4.75	4.50	3.75	-	-	4.50
Interpretation			0.80		4.00	4.50	4.75	4.50	4.50	4.50	4.50	-	-	4.50
Judges Total Program Component Score (factored)														17.44
Deductions:														0.00

Rank	Name	CC	Starting Number	Total Segment Score	Total Element Score	Program Component Score (factored)	Total Deductions							
32	KUYUCU Sinem	TUR	30	24.02	10.06	15.96	-2.00							
#	Executed Elements	Info	Base Value	GOE	J1	J2	J3	J4	J5	J6	J7	J8	J9	Scores of Panel
1	3S<<+2T<	<<	2.20	-0.60	-3	-3	-3	-3	-3	-3	-3	-	-	1.60
2	3F<<	<<	1.90	-0.90	-3	-3	-3	-3	-3	-3	-3	-	-	1.00
3	FSSp2		2.30	-0.36	-1	-1	-3	-1	-1	0	-2	-	-	1.94
4	2A<<	<<	1.10	-0.60	-3	-3	-3	-3	-3	-3	-3	-	-	0.50
5	CCoSp3p2		2.50	-0.18	-1	0	-2	-1	-1	0	0	-	-	2.32
6	StSqB		1.50	0.00	0	0	-1	0	0	0	0	-	-	1.50
7	LSp1		1.50	-0.30	-1	-1	-2	-1	-1	-1	0	-	-	1.20
			13.00											10.06
Program Components		Factor												
Skating Skills			0.80		4.00	3.75	3.75	4.25	4.50	4.25	4.00	-	-	4.05
Transitions / Linking Footwork / Movement			0.80		4.25	3.50	3.50	4.25	4.50	3.75	3.75	-	-	3.90
Performance / Execution			0.80		3.75	3.75	4.00	4.00	4.00	3.75	4.25	-	-	3.90
Choreography / Composition			0.80		4.25	4.00	4.00	4.50	4.25	4.00	4.00	-	-	4.10
Interpretation			0.80		4.00	4.00	3.50	4.25	4.00	3.75	4.50	-	-	4.00
Judges Total Program Component Score (factored)														15.96
Deductions:				Falls:	-2.00									-2.00

LEGEND

GOE	Grade of Execution	x	Credit for highlight distribution, base value multiplied by 1.1	!	Not clear edge
*	Invalid element	e	Wrong edge		
<	Under-rotated jump	<<	Downgraded jump		



Start List With Times

Start Time	Finish Time	Starting Number	Name	CC	Current Rank	Current Score
14:00:00	14:07:00		Warm-Up Group 1			
14:07:30	14:15:10	1	ZAKHARANKA Kristina	BLR	25	34.24
14:15:10	14:22:50	2	MARAIS Lejeanne	RSA	20	37.29
14:22:50	14:30:30	3	JANULEVICIUTE Inga	LTU	24	35.30
14:30:30	14:38:10	4	MELLGREN Linnea	SWE	23	36.35
14:38:10	14:45:50	5	ATABEY Birce	TUR	22	36.38
14:45:50	14:53:30	6	ROUT Alexandra	NZL	21	36.68
14:53:30	15:00:30		Warm-Up Group 2			
15:01:00	15:08:40	7	HAMUI Reyna	MEX	15	40.67
15:08:40	15:16:20	8	PAPP Beata	FIN	14	40.68
15:16:20	15:24:00	9	GRM Dasa	SLO	17	40.39
15:24:00	15:31:40	10	KUNOVA Alexandra	SVK	18	39.29
15:31:40	15:39:20	11	BRESSANUTTI Carol	ITA	19	38.66
15:39:20	15:47:00	12	VAISTO Sera	FIN	13	44.24
15:47:00	16:02:00		Resurfacing of the Ice			
16:02:00	16:09:00		Warm-Up Group 3			
16:09:30	16:17:10	13	GJERSEM Anne Line	NOR	12	44.56
16:17:10	16:24:50	14	OBA Miyabi	JPN	7	49.71
16:24:50	16:32:30	15	LAFUENTE Sonia	ESP	8	49.47
16:32:30	16:40:10	16	KHNYCHENKOVA Anna	UKR	11	45.90
16:40:10	16:47:50	17	FRANK Kerstin	AUT	10	47.44
16:47:50	16:55:30	18	ZHAO Ziquan	CHN	9	47.64
16:55:30	17:02:30		Warm-Up Group 4			
17:03:00	17:10:40	19	ARTEMIEVA Maria	RUS	2	62.11
17:10:40	17:18:20	20	MEITE Mae Berenice	FRA	4	56.84
17:18:20	17:26:00	21	LEONOVA Alena	RUS	1	67.12
17:26:00	17:33:40	22	LECAVELIER Laurine	FRA	5	55.29
17:33:40	17:41:20	23	RODEGHIERO Roberta	ITA	3	58.03
17:41:20	17:49:00	24	NISHINO Yuki	JPN	6	54.11

NOTE

This time schedule is based on the timing intervals listed below, but is subject to change:


Resurfacing: 15:00

Warm-Up: 6:00

Duration of Skating: 4:00 +/- 10 seconds

Judging First: 3:10

Judging Last: 3:10

Timing and Results provided by  TISSOT



Planned Program Content

1 ZAKHARANKA Kristina			BLR			Current Rank: 25		
Coach: Mikhail Koroliuk								
Music: Instrumental Music								
Element Number	Name	Description	Element Number	Name	Description	Element Number	Name	Description
1	3S+2T	Triple Salchow+Double Toeloop	8	LSp	Layback Spin			
2	2A	Double Axel	9	2Lz+2T	Double Lutz+Double Toeloop			
3	2A	Double Axel	10	LSp	Layback Spin			
4	StSq	Step Sequence	11	ChSq	Choreo Sequence			
5	3S	Triple Salchow	12	FCSp	Fly. Camel Spin			
6	2F	Double Flip						
7	2Lo+1Lo+2S	Double Loop+Single Loop+Double Salchow						
2 MARAIS Lejeanne			RSA			Current Rank: 20		
Coach: Susan Marais								
Music: Chocolat (soundtrack) by Rachel Portman								
Element Number	Name	Description	Element Number	Name	Description	Element Number	Name	Description
1	3Lo	Triple Loop	8	2F+1Lo+2S	Double Flip+Single Loop+Double Salchow			
2	2A	Double Axel	9	2F+2T	Double Flip+Double Toeloop			
3	3S	Triple Salchow	10	ChSq	Choreo Sequence			
4	CCoSp	Change Foot Combination Spin	11	FSSp	Fly. Sit Spin			
5	StSq	Step Sequence	12	FCCoSp	Fly. Change Foot Comb. Spin			
6	2Lz+2T	Double Lutz+Double Toeloop						
7	2A	Double Axel						
3 JANULEVICIUTE Inga			LTU			Current Rank: 24		
Coach: Dmitri Kozlov								
Music: Somewhere Over the Rainbow								
Element Number	Name	Description	Element Number	Name	Description	Element Number	Name	Description
1	2A+2T	Double Axel+Double Toeloop	8	3S	Triple Salchow			
2	3Lz+2T	Triple Lutz+Double Toeloop	9	2A	Double Axel			
3	3F	Triple Flip	10	LSp	Layback Spin			
4	CCoSp	Change Foot Combination Spin	11	ChSq	Choreo Sequence			
5	3S+1Lo+2Lo	Triple Salchow+Single Loop+Double Loop	12	FCSp	Fly. Camel Spin			
6	3Lz	Triple Lutz						
7	StSq	Step Sequence						
4 MELLGREN Linnea			SWE			Current Rank: 23		
Coach: Lotta Falkenback								
Music: The Phantom Of The Opera (soundtrack)								
Element Number	Name	Description	Element Number	Name	Description	Element Number	Name	Description
1	3F	Triple Flip	8	FSSp	Fly. Sit Spin			
2	3S	Triple Salchow	9	StSq	Step Sequence			
3	3T	Triple Toeloop	10	ChSq	Choreo Sequence			
4	LSp	Layback Spin	11	2A	Double Axel			
5	3T+3T	Triple Toeloop+Triple Toeloop	12	CCoSp	Change Foot Combination Spin			
6	2A	Double Axel						
7	3S+2T	Triple Salchow+Double Toeloop						



Planned Program Content

5 ATABEY Birce			TUR		Current Rank:	22
Coach: Rana Belkis Gocmen						
Music: Music Selection by Two Steps from Hell						
Element Number	Name	Description	Element Number	Name	Description	
1	2A+3T	Double Axel+Triple Toeloop	8	ChSq	Choreo Sequence	
2	3Lz	Triple Lutz	9	2A+1Lo+2S	Double Axel+Single Loop+Double Salchow	
3	3S	Triple Salchow	10	FCSp	Fly. Camel Spin	
4	3T	Triple Toeloop	11	CCoSp	Change Foot Combination Spin	
5	FCCSp	Fly. Change Foot Camel Spin	12	ChSq	Choreo Sequence	
6	3S+2T	Triple Salchow+Double Toeloop				
7	3S	Triple Salchow				
6 ROUT Alexandra			NZL		Current Rank:	21
Coach: S Kuznetsov, L Kuznetsova						
Music: The Phantom of the Opera (soundtrack)						
Element Number	Name	Description	Element Number	Name	Description	
1	2A	Double Axel	8	3S	Triple Salchow	
2	3S+2T	Triple Salchow+Double Toeloop	9	2Lz+2Lo	Double Lutz+Double Loop	
3	2F	Double Flip	10	StSq	Step Sequence	
4	CCoSp	Change Foot Combination Spin	11	ChSq	Choreo Sequence	
5	2Lz	Double Lutz	12	CSSp	Change Foot Sit Spin	
6	2A+2T	Double Axel+Double Toeloop				
7	FSSp	Fly. Sit Spin				
7 HAMUI Reyna			MEX		Current Rank:	15
Coach: Johnny Johns						
Music: West Side Story by Leonard Bernstein						
Element Number	Name	Description	Element Number	Name	Description	
1	3S+2T	Triple Salchow+Double Toeloop	8	CCoSp	Change Foot Combination Spin	
2	3T+2T	Triple Toeloop+Double Toeloop	9	3S	Triple Salchow	
3	3Lo	Triple Loop	10	2A+1Lo+1F	Double Axel+Single Loop+Single Flip	
4	FCCoSp	Fly. Change Foot Comb. Spin	11	ChSq	Choreo Sequence	
5	2A	Double Axel	12	LSp	Layback Spin	
6	StSq	Step Sequence				
7	3T	Triple Toeloop				
8 PAPP Beata			FIN		Current Rank:	14
Coach: Bruno Delmaestro						
Music: Prince Igor by Henry Purcell						
Element Number	Name	Description	Element Number	Name	Description	
1	3T+2T+2Lo	Triple Toeloop+Double Toeloop+Double Loop	8	2A+2Lo	Double Axel+Double Loop	
2	3S+2T	Triple Salchow+Double Toeloop	9	FCSp	Fly. Camel Spin	
3	3Lo	Triple Loop	10	2A	Double Axel	
4	FCSp	Fly. Camel Spin	11	CCoSp	Change Foot Combination Spin	
5	StSq	Step Sequence	12	ChSq	Choreo Sequence	
6	3T	Triple Toeloop				
7	3S	Triple Salchow				



Planned Program Content

9 GRM Dasa			SLO		Current Rank:	17
Coach: J. Cejvan, T. Dorofejev			Music: War Hero by Biggi Hilmars			
Element Number	Name	Description	Element Number	Name	Description	
1	3Lz	Triple Lutz	8	FCCoSp	Fly. Change Foot Comb. Spin	
2	3F	Triple Flip	9	FSSp	Fly. Sit Spin	
3	2A	Double Axel	10	StSq	Step Sequence	
4	3T+1Lo+3S	Triple Toeloop+Single Loop+Triple Salchow	11	ChSq	Choreo Sequence	
5	CCoSp	Change Foot Combination Spin	12	2F	Double Flip	
6	3T+2T	Triple Toeloop+Double Toeloop				
7	2A	Double Axel				
10 KUNOVA Alexandra			SVK		Current Rank:	18
Coach: Jeranjak Ipakjan			Music: Asturias by William Joseph			
Element Number	Name	Description	Element Number	Name	Description	
1	2A	Double Axel	8	3T+2T	Triple Toeloop+Double Toeloop	
2	3Lz	Triple Lutz	9	FSSp	Fly. Sit Spin	
3	3S	Triple Salchow	10	StSq	Step Sequence	
4	3T	Triple Toeloop	11	2A+2T	Double Axel+Double Toeloop	
5	CCoSp	Change Foot Combination Spin	12	LSp	Layback Spin	
6	ChSq	Choreo Sequence				
7	3S+1Lo+2F	Triple Salchow+Single Loop+Double Flip				
11 BRESSANUTTI Carol			ITA		Current Rank:	19
Coach: Silvia Martina			Music: La Vie En Rose by Frank Sinatra			
Element Number	Name	Description	Element Number	Name	Description	
1	3Lo	Triple Loop	8	2A	Double Axel	
2	2A	Double Axel	9	StSq	Step Sequence	
3	3T+2T+2Lo	Triple Toeloop+Double Toeloop+Double Loop	10	3T	Triple Toeloop	
4	3S+2T	Triple Salchow+Double Toeloop	11	ChSq	Choreo Sequence	
5	LSp	Layback Spin	12	CCoSp	Change Foot Combination Spin	
6	3S	Triple Salchow				
7	FCSp	Fly. Camel Spin				
12 VAISTO Sera			FIN		Current Rank:	13
Coach: Maaret Siromaa			Music: Close Without Touching by Kostia			
Element Number	Name	Description	Element Number	Name	Description	
1	3S+2T	Triple Salchow+Double Toeloop	8	2A	Double Axel	
2	3T+2T	Triple Toeloop+Double Toeloop	9	ChSq	Choreo Sequence	
3	2A	Double Axel	10	LSp	Layback Spin	
4	FCSp	Fly. Camel Spin	11	2F+2Lo+2Lo	Double Flip+Double Loop+Double Loop	
5	3S	Triple Salchow	12	CCoSp	Change Foot Combination Spin	
6	3T	Triple Toeloop				
7	ssq	Non valid Elm.				



Planned Program Content

13 GJERSEM Anne Line			NOR		Current Rank: 12	
Coach: Ela Magnusson, Laco Vince						
Music: Un ange passe by Alain Lefevre						
Element Number	Name	Description	Element Number	Name	Description	
1	3Lo+2T	Triple Loop+Double Toeloop	8	3S	Triple Salchow	
2	3F	Triple Flip	9	2A	Double Axel	
3	3T+2T+2Lo	Triple Toeloop+Double Toeloop+Double Loop	10	ChSq	Choreo Sequence	
4	3Lo	Triple Loop	11	CCoSp	Change Foot Combination Spin	
5	FCSp	Fly. Camel Spin	12	StSq	Step Sequence	
6	CSSp	Change Foot Sit Spin				
7	3S+2A+SEQ	Triple Salchow+Double Axel+SEQ				
14 OBA Miyabi			JPN		Current Rank: 7	
Coach: Yuko Monna						
Music: Les Miserables by C.-M. Schoenberg						
Element Number	Name	Description	Element Number	Name	Description	
1	2A+3T	Double Axel+Triple Toeloop	8	CCoSp	Change Foot Combination Spin	
2	3F	Triple Flip	9	3Lo	Triple Loop	
3	FSSp	Fly. Sit Spin	10	2A	Double Axel	
4	3S	Triple Salchow	11	3S+2T+2Lo	Triple Salchow+Double Toeloop+Double Loop	
5	StSq	Step Sequence	12	FCSp	Fly. Camel Spin	
6	3Lo+2T	Triple Loop+Double Toeloop				
7	ChSq	Choreo Sequence				
15 LAFUENTE Sonia			ESP		Current Rank: 8	
Coach: Jordi Lafarga						
Music: Winter (Four Seasons), Invierno Porteno						
Element Number	Name	Description	Element Number	Name	Description	
1	3Lz+2T	Triple Lutz+Double Toeloop	8	CCoSp	Change Foot Combination Spin	
2	2A	Double Axel	9	3T	Triple Toeloop	
3	3Lo+2T+2Lo	Triple Loop+Double Toeloop+Double Loop	10	ChSq	Choreo Sequence	
4	StSq	Step Sequence	11	3T	Triple Toeloop	
5	FCCoSp	Fly. Change Foot Comb. Spin	12	LSp	Layback Spin	
6	3F	Triple Flip				
7	3Lo	Triple Loop				
16 KHNYCHENKOVA Anna			UKR		Current Rank: 11	
Coach: Viacheslav Tkachenko						
Music: Instinct Rhapsody & Eternally by Kawai						
Element Number	Name	Description	Element Number	Name	Description	
1	3F+2T	Triple Flip+Double Toeloop	8	3S	Triple Salchow	
2	3F	Triple Flip	9	2A	Double Axel	
3	3T+2T	Triple Toeloop+Double Toeloop	10	StSq	Step Sequence	
4	LSp	Layback Spin	11	ChSq	Choreo Sequence	
5	3T	Triple Toeloop	12	CCoSp	Change Foot Combination Spin	
6	2A+1Lo+2F	Double Axel+Single Loop+Double Flip				
7	FCSp	Fly. Camel Spin				



Planned Program Content

17 FRANK Kerstin			AUT		Current Rank:	10
Coach: Sonja Harand						
Music: Die Fledermaus by Johann Strauss						
Element Number	Name	Description	Element Number	Name	Description	
1	3Lz	Triple Lutz	8	2A	Double Axel	
2	3T+2T	Triple Toeloop+Double Toeloop	9	3S	Triple Salchow	
3	3Lo	Triple Loop	10	FCCoSp	Fly. Change Foot Comb. Spin	
4	FCSp	Fly. Camel Spin	11	StSq	Step Sequence	
5	ChSq	Choreo Sequence	12	CCoSp	Change Foot Combination Spin	
6	3S+2T	Triple Salchow+Double Toeloop				
7	3T+1Lo+2S	Triple Toeloop+Single Loop+Double Salchow				
18 ZHAO Ziquan			CHN		Current Rank:	9
Coach: Lijie Yu						
Music: Adagio in G Minor by Tomaso Albinoni						
Element Number	Name	Description	Element Number	Name	Description	
1	3Lz	Triple Lutz	8	ChSq	Choreo Sequence	
2	2A+3T+2T	Double Axel+Triple Toeloop+Double Toeloop	9	3S	Triple Salchow	
3	3Lo+2T	Triple Loop+Double Toeloop	10	2Lz	Double Lutz	
4	FCSp	Fly. Camel Spin	11	StSq	Step Sequence	
5	CCoSp	Change Foot Combination Spin	12	LSp	Layback Spin	
6	2A+3T	Double Axel+Triple Toeloop				
7	3Lo	Triple Loop				
19 ARTEMIEVA Maria			RUS		Current Rank:	2
Coach: Evgeni Rukavitsin						
Music: Ballade in F minor, Etude Revolutionary						
Element Number	Name	Description	Element Number	Name	Description	
1	3Lz+2T	Triple Lutz+Double Toeloop	8	3Lz	Triple Lutz	
2	3Lo	Triple Loop	9	2A	Double Axel	
3	3T	Triple Toeloop	10	LSp	Layback Spin	
4	3T+2T	Triple Toeloop+Double Toeloop	11	ChSq	Choreo Sequence	
5	FCCoSp	Fly. Change Foot Comb. Spin	12	CCoSp	Change Foot Combination Spin	
6	StSq	Step Sequence				
7	2A+2T	Double Axel+Double Toeloop				
20 MEITE Mae Berenice			FRA		Current Rank:	4
Coach: K. Krier, S. Folle						
Music: Conquest of Spaces, Shadows, Run Boy Run						
Element Number	Name	Description	Element Number	Name	Description	
1	2A	Double Axel	8	3S	Triple Salchow	
2	3Lz+3T	Triple Lutz+Triple Toeloop	9	FCSp	Fly. Camel Spin	
3	3F	Triple Flip	10	StSq	Step Sequence	
4	3S+2T+2T	Triple Salchow+Double Toeloop+Double Toeloop	11	ChSq	Choreo Sequence	
5	LSp	Layback Spin	12	CCoSp	Change Foot Combination Spin	
6	2A+3T	Double Axel+Triple Toeloop				
7	3Lo	Triple Loop				



Planned Program Content

21 LEONOVA Alena			RUS		Current Rank:	1
Coach: Evgeni Rukavicin						
Music: Asi se baila el Tango, Otono Porteno						
Element Number	Name	Description	Element Number	Name	Description	
1	3T+3T	Triple Toeloop+Triple Toeloop	8	ChSq	Choreo Sequence	
2	3Lz	Triple Lutz	9	3S+2T+2Lo	Triple Salchow+Double Toeloop+Double Loop	
3	3Lo	Triple Loop	10	2A	Double Axel	
4	FCSp	Fly. Camel Spin	11	StSq	Step Sequence	
5	CCoSp	Change Foot Combination Spin	12	FCCoSp	Fly. Change Foot Comb. Spin	
6	3F+2T	Triple Flip+Double Toeloop				
7	3F	Triple Flip				
22 LECAVELIER Laurine			FRA		Current Rank:	5
Coach: Katia Lemaire						
Music: Marimuz, Love Dance						
Element Number	Name	Description	Element Number	Name	Description	
1	2A+1Lo+3S	Double Axel+Single Loop+Triple Salchow	8	3Lz	Triple Lutz	
2	3Lz+2T	Triple Lutz+Double Toeloop	9	3T	Triple Toeloop	
3	3Lo	Triple Loop	10	CCoSp	Change Foot Combination Spin	
4	StSq	Step Sequence	11	2A+2T	Double Axel+Double Toeloop	
5	FCCoSp	Fly. Change Foot Comb. Spin	12	LSp	Layback Spin	
6	ChSq	Choreo Sequence				
7	3F	Triple Flip				
23 RODEGHIERO Roberta			ITA		Current Rank:	3
Coach: F. Bianconi, R. Murante						
Music: Evita (OST) by Andrew Lloyd Webber						
Element Number	Name	Description	Element Number	Name	Description	
1	3Lz	Triple Lutz	8	2A	Double Axel	
2	3F	Triple Flip	9	3S+2T	Triple Salchow+Double Toeloop	
3	3T+2A	Triple Toeloop+Double Axel	10	FSSp	Fly. Sit Spin	
4	LSp	Layback Spin	11	ChSq	Choreo Sequence	
5	StSq	Step Sequence	12	CCoSp	Change Foot Combination Spin	
6	3T+2T	Triple Toeloop+Double Toeloop				
7	3Lo	Triple Loop				
24 NISHINO Yuki			JPN		Current Rank:	6
Coach: Yutaka Higuchi						
Music: La Bohème by Giacomo Puccini						
Element Number	Name	Description	Element Number	Name	Description	
1	3Lz+2T	Triple Lutz+Double Toeloop	8	3S	Triple Salchow	
2	3Lo	Triple Loop	9	LSp	Layback Spin	
3	3S+2A	Triple Salchow+Double Axel	10	ChSq	Choreo Sequence	
4	StSq	Step Sequence	11	2A	Double Axel	
5	FCSp	Fly. Camel Spin	12	CCoSp	Change Foot Combination Spin	
6	3Lz	Triple Lutz				
7	3T+2T	Triple Toeloop+Double Toeloop				



Technical Panel and Panel of Judges

Technical Panel

Function

Name

Technical Controller	LAAKSONEN Leena	ISU
Technical Specialist	OKAZAKI Makoto	ISU
Assistant Technical Specialist	BORGHI Christel	ISU

Panel of Judges

Function

Name

Referee	SANCHO Saioa	ISU
Judge No.1	WALDECK Andreas	GER
Judge No.2	GRUSHMAN Petr	RUS
Judge No.3	SCHILLER Edith	AUT
Judge No.4	GREUGNY Valerie	FRA
Judge No.5	CHEN Weiguang	CHN
Judge No.6	GARRARD Neil	RSA
Judge No.7	KANKAANRANTA Marjo	FIN

Data / Replay Operators

Function

Name

Data Operator	WALDVOGEL Michael	ISU
Replay Operator	GRAGLIA Flavia	ISU



Segment Results

Rank	Name	CC	Total Segment Score
1	LEONOVA Alena	RUS	115.73
2	MEITE Mae Berenice	FRA	114.70
3	ARTEMIEVA Maria	RUS	108.13
4	KHNYCHENKOVA Anna	UKR	99.97
5	LECAVELIER Laurine	FRA	99.95
6	OBA Miyabi	JPN	98.98
7	NISHINO Yuki	JPN	97.53
8	LAFUENTE Sonia	ESP	97.34
9	GJERSEM Anne Line	NOR	95.25
10	FRANK Kerstin	AUT	94.28
11	RODEGHIERO Roberta	ITA	93.82
12	ZHAO Ziquan	CHN	92.25
13	GRM Dasa	SLO	83.31
14	VAISTO Sera	FIN	77.95
15	MELLGREN Linnea	SWE	75.84
16	JANULEVICIUTE Inga	LTU	74.98
17	HAMUI Reyna	MEX	73.11
18	KUNOVA Alexandra	SVK	70.84
19	ATABEY Birce	TUR	70.34
20	PAPP Beata	FIN	69.64
21	BRESSANUTTI Carol	ITA	66.87
22	MARAIS Lejeanne	RSA	63.47
23	ROUT Alexandra	NZL	61.96
24	ZAKHARANKA Kristina	BLR	56.94

SANCHO Saioa, ISU
Referee

LAAKSONEN Leena, ISU
Technical Controller



Results Details

Rk	Name	CC	Total Segment Score	Total Element Score	Factored Total Component Score	Unfactored Program Component Scores					Total Deductions
						Skating Skills	Transitions /Linking Footwork	Performance /Execution	Choreography /Composition	Interpretation	
1	LEONOVA Alena	RUS	115.73	53.69	63.04	8.00	7.60	7.85	7.90	8.05	-1.00
2	MEITE Mae Berenice	FRA	114.70	57.90	56.80	7.20	6.75	7.15	7.05	7.35	0.00
3	ARTEMIEVA Maria	RUS	108.13	51.37	57.76	7.25	6.85	7.35	7.15	7.50	-1.00
4	KHNYCHENKOVA Anna	UKR	99.97	52.01	48.96	6.40	6.00	6.10	6.15	5.95	-1.00
5	LECAVELIER Laurine	FRA	99.95	45.83	55.12	7.05	6.65	6.90	6.90	6.95	-1.00
6	OBA Miyabi	JPN	98.98	49.38	49.60	6.40	5.95	6.20	6.30	6.15	0.00
7	NISHINO Yuki	JPN	97.53	43.61	53.92	6.90	6.45	6.80	6.75	6.80	0.00
8	LAFUENTE Sonia	ESP	97.34	49.30	49.04	6.30	5.85	6.35	6.15	6.00	-1.00
9	GJERSEM Anne Line	NOR	95.25	48.61	46.64	5.85	5.60	5.95	5.85	5.90	0.00
10	FRANK Kerstin	AUT	94.28	46.52	47.76	6.35	5.50	6.15	5.80	6.05	0.00
11	RODEGHIERO Roberta	ITA	93.82	40.14	53.68	6.75	6.55	6.70	6.70	6.85	0.00
12	ZHAO Ziquan	CHN	92.25	44.85	48.40	6.55	5.80	5.95	6.05	5.90	-1.00
13	GRM Dasa	SLO	83.31	39.63	43.68	5.60	5.20	5.45	5.55	5.50	0.00
14	VAISTO Sera	FIN	77.95	35.83	43.12	5.50	5.20	5.35	5.40	5.50	-1.00
15	MELLGREN Linnea	SWE	75.84	36.64	41.20	5.40	4.95	5.20	5.25	4.95	-2.00
16	JANULEVICIUTE Inga	LTU	74.98	36.38	39.60	4.95	4.75	5.00	4.95	5.10	-1.00
17	HAMUI Reyna	MEX	73.11	32.91	41.20	5.25	5.00	5.15	5.05	5.30	-1.00
18	KUNOVA Alexandra	SVK	70.84	30.76	40.08	5.20	5.00	4.90	5.05	4.90	0.00
19	ATABEY Birce	TUR	70.34	34.74	35.60	4.50	4.55	4.30	4.45	4.45	0.00
20	PAPP Beata	FIN	69.64	29.28	41.36	5.40	4.80	5.25	5.15	5.25	-1.00
21	BRESSANUTTI Carol	ITA	66.87	24.39	42.48	5.20	5.15	5.30	5.40	5.50	0.00
22	MARAIS Lejeanne	RSA	63.47	27.95	37.52	4.90	4.35	4.65	4.75	4.80	-2.00
23	ROUT Alexandra	NZL	61.96	25.00	36.96	4.90	4.45	4.55	4.70	4.50	0.00
24	ZAKHARANKA Kristina	BLR	56.94	22.94	36.00	4.70	4.15	4.45	4.55	4.65	-2.00

LEGEND

Rk Rank



Judges Details Per Skater

Rank	Name	CC	Starting Number	Total Segment Score	Total Element Score	Program Component Score (factored)	Total Deductions							
1	LEONOVA Alena	RUS	21	115.73	53.69	63.04	-1.00							
#	Executed Elements	Info	Base Value	GOE	J1	J2	J3	J4	J5	J6	J7	J8	J9	Scores of Panel
1	3T+3T<<	<<	5.40	-1.54	-2	-2	-3	-2	-3	-2	-2	-	-	3.86
2	3Lz<	!	4.20	-0.70	-1	-1	-2	-1	-2	0	0	-	-	3.50
3	3Lo<	<	3.60	-2.10	-3	-3	-3	-3	-3	-3	-3	-	-	1.50
4	FCSp3		2.80	0.60	1	2	1	2	1	0	1	-	-	3.40
5	CCoSp3p3		3.00	0.40	1	1	1	2	1	0	0	-	-	3.40
6	3F+2T		7.26 x	0.56	1	1	0	1	1	0	1	-	-	7.82
7	3F		5.83 x	0.42	1	1	0	0	1	1	0	-	-	6.25
8	ChSq1		2.00	0.70	1	1	0	1	1	1	1	-	-	2.70
9	3S+2T+2Lo		8.03 x	0.70	1	2	1	1	1	0	1	-	-	8.73
10	2A		3.63 x	0.60	1	2	2	1	1	1	0	-	-	4.23
11	StSq3		3.30	1.00	3	2	1	2	2	2	2	-	-	4.30
12	FCCoSp3p4		3.50	0.50	1	1	0	1	1	1	1	-	-	4.00
			52.55										53.69	
Program Components			Factor											
Skating Skills			1.60	7.75	8.50	8.25	7.75	8.00	8.25	7.50	-	-	8.00	
Transitions / Linking Footwork / Movement			1.60	8.00	8.25	6.75	7.75	7.50	7.50	7.25	-	-	7.60	
Performance / Execution			1.60	8.00	8.25	7.50	7.75	7.75	8.25	7.25	-	-	7.85	
Choreography / Composition			1.60	8.00	8.50	6.50	8.00	8.00	8.00	7.50	-	-	7.90	
Interpretation			1.60	8.00	8.75	7.25	8.25	7.75	8.50	7.75	-	-	8.05	
Judges Total Program Component Score (factored)													63.04	
Deductions:			Falls:	-1.00									-1.00	

Rank	Name	CC	Starting Number	Total Segment Score	Total Element Score	Program Component Score (factored)	Total Deductions							
2	MEITE Mae Berenice	FRA	20	114.70	57.90	56.80	0.00							
#	Executed Elements	Info	Base Value	GOE	J1	J2	J3	J4	J5	J6	J7	J8	J9	Scores of Panel
1	2A		3.30	0.60	1	1	1	2	1	1	2	-	-	3.90
2	3Lz		6.00	-0.56	-1	0	-1	0	-1	-1	-1	-	-	5.44
3	3F+3T	!	9.40	-0.56	-1	-1	-1	0	-1	0	-2	-	-	8.84
4	3S+2T+2T		6.80	0.28	1	0	1	1	0	-1	0	-	-	7.08
5	LSp3		2.40	0.70	1	1	2	2	2	1	1	-	-	3.10
6	2A+3T		7.40	0.00	0	0	0	1	0	0	-1	-	-	7.40
7	3Lo<	<	3.96 x	-0.70	-1	-1	-1	-1	-1	-1	-2	-	-	3.26
8	3S		4.62 x	0.56	0	1	1	1	1	0	1	-	-	5.18
9	FCSp4		3.20	0.00	0	0	0	1	0	-1	0	-	-	3.20
10	StSq3		3.30	0.70	0	1	2	2	1	1	2	-	-	4.00
11	ChSq1		2.00	0.70	0	1	1	2	1	1	1	-	-	2.70
12	CCoSp3p4		3.50	0.30	0	0	1	1	1	0	1	-	-	3.80
			55.88										57.90	
Program Components			Factor											
Skating Skills			1.60	7.00	7.25	6.75	7.75	7.75	7.00	7.00	-	-	7.20	
Transitions / Linking Footwork / Movement			1.60	6.25	7.00	5.75	7.50	7.50	6.50	6.50	-	-	6.75	
Performance / Execution			1.60	6.75	7.25	7.25	8.25	7.50	7.00	6.75	-	-	7.15	
Choreography / Composition			1.60	6.75	7.25	6.75	7.75	7.75	6.75	6.75	-	-	7.05	
Interpretation			1.60	6.75	7.50	7.50	8.00	7.75	7.00	7.00	-	-	7.35	
Judges Total Program Component Score (factored)													56.80	
Deductions:													0.00	



Judges Details Per Skater

Rank	Name	CC	Starting Number	Total Segment Score	Total Element Score	Program Component Score (factored)	Total Deductions							
3	ARTEMIEVA Maria	RUS	19	108.13	51.37	57.76	-1.00							
#	Executed Elements	Info	Base Value	GOE	J1	J2	J3	J4	J5	J6	J7	J8	J9	Scores of Panel
1	3Lz+2T		7.30	0.98	1	1	2	2	1	2	1	-	-	8.28
2	3Lo		5.10	0.00	1	0	-1	0	0	0	0	-	-	5.10
3	3T		4.10	-2.10	-3	-3	-3	-3	-3	-3	-3	-	-	2.00
4	3T+2T		5.40	0.56	1	1	1	1	1	0	0	-	-	5.96
5	FCCoSp3p4		3.50	0.70	2	2	0	1	2	1	1	-	-	4.20
6	StSq3		3.30	0.70	2	1	1	1	2	1	2	-	-	4.00
7	2A+1Lo+2S		5.61	x 0.00	0	1	0	0	0	0	0	-	-	5.61
8	2Lz		2.31	x 0.30	1	1	1	1	1	1	1	-	-	2.61
9	2A		3.63	x 0.20	0	1	0	0	1	0	1	-	-	3.83
10	LSp4		2.70	0.80	3	2	2	2	1	1	1	-	-	3.50
11	ChSq1		2.00	0.98	3	1	1	1	2	1	2	-	-	2.98
12	CCoSp3p2		2.50	0.80	2	2	1	1	1	2	2	-	-	3.30
47.45														
Program Components														
Factor														
Skating Skills			1.60		7.50	7.75	7.00	6.75	7.50	7.00	7.25	-	-	7.25
Transitions / Linking Footwork / Movement			1.60		7.75	7.50	6.00	6.25	7.25	6.50	6.75	-	-	6.85
Performance / Execution			1.60		8.00	7.75	6.25	7.25	7.50	7.00	7.25	-	-	7.35
Choreography / Composition			1.60		8.00	7.75	6.50	7.00	7.25	6.75	7.00	-	-	7.15
Interpretation			1.60		8.00	8.00	6.50	7.50	7.50	7.00	7.50	-	-	7.50
Judges Total Program Component Score (factored)														
57.76														
Deductions:														
Falls: -1.00														

Rank	Name	CC	Starting Number	Total Segment Score	Total Element Score	Program Component Score (factored)	Total Deductions							
4	KHNYCHENKOVA Anna	UKR	16	99.97	52.01	48.96	-1.00							
#	Executed Elements	Info	Base Value	GOE	J1	J2	J3	J4	J5	J6	J7	J8	J9	Scores of Panel
1	3F+2T		6.60	0.70	1	1	0	1	1	1	1	-	-	7.30
2	2A+3T		7.40	0.98	1	1	1	2	1	2	2	-	-	8.38
3	3Lz+2T		7.30	0.00	0	0	0	0	0	0	-1	-	-	7.30
4	FCSp3		2.80	-0.06	0	0	-1	0	1	0	-1	-	-	2.74
5	3F<	<	3.70	-2.10	-3	-3	-3	-3	-3	-3	-3	-	-	1.60
6	3Lz		6.00	0.00	0	0	-1	0	0	0	0	-	-	6.00
7	LSp2		1.90	-0.24	0	0	-1	-1	-1	-1	-2	-	-	1.66
8	3S		4.62	x 0.00	0	0	0	0	0	0	1	-	-	4.62
9	2A		3.63	x 0.40	0	0	1	1	1	1	1	-	-	4.03
10	StSq2		2.60	-0.10	0	0	-1	1	0	0	-1	-	-	2.50
11	ChSq1		2.00	0.28	0	0	1	1	1	0	0	-	-	2.28
12	CCoSp3p4		3.50	0.10	0	0	0	0	1	1	0	-	-	3.60
52.05														
Program Components														
Factor														
Skating Skills			1.60		6.50	6.50	6.00	6.25	6.50	6.75	6.25	-	-	6.40
Transitions / Linking Footwork / Movement			1.60		6.25	6.25	5.75	6.00	6.00	6.00	5.25	-	-	6.00
Performance / Execution			1.60		6.00	6.25	5.75	6.50	6.25	6.25	5.50	-	-	6.10
Choreography / Composition			1.60		6.00	6.50	6.00	6.50	6.25	6.00	5.75	-	-	6.15
Interpretation			1.60		6.00	6.50	5.25	6.25	6.00	6.00	5.50	-	-	5.95
Judges Total Program Component Score (factored)														
48.96														
Deductions:														
Falls: -1.00														



Judges Details Per Skater

Rank	Name	CC	Starting Number	Total Segment Score	Total Element Score	Program Component Score (factored)	Total Deductions								
5	LECAVELIER Laurine	FRA	22	99.95	45.83	55.12	-1.00								
#	Executed Elements	Info	Base Value	GOE	J1	J2	J3	J4	J5	J6	J7	J8	J9	Scores of Panel	
1	2A+1Lo+3S		8.00	0.28	0	-1	1	1	1	1	-1	-	-	8.28	
2	3Lz+2Lo		7.80	-1.82	-3	-2	-3	-2	-3	-2	-3	-	-	5.98	
3	3Lo<	<	3.60	-0.70	-2	-1	-1	-1	-1	-1	-1	-	-	2.90	
4	StSq3		3.30	0.60	2	0	2	1	1	1	1	-	-	3.90	
5	FCCoSp3p3		3.00	0.50	2	1	1	1	1	0	1	-	-	3.50	
6	ChSq1		2.00	0.28	0	0	0	1	1	1	0	-	-	2.28	
7	3Fe	e	4.07	-1.26	-2	-2	-1	-1	-2	-2	-2	-	-	2.81	
8	3Lz		6.60	-1.40	-2	-2	-2	-2	-2	-2	-3	-	-	5.20	
9	3T		4.51	0.14	0	1	0	1	0	0	0	-	-	4.65	
10	CCoSp3p3		3.00	0.30	1	1	1	0	1	0	0	-	-	3.30	
11	2A<	<	2.53	-1.50	-3	-3	-3	-3	-3	-3	-3	-	-	1.03	
12	LSp2		1.90	0.10	0	0	1	1	0	0	0	-	-	2.00	
50.31													45.83		
Program Components			Factor												
Skating Skills			1.60	7.25	7.50	7.00	7.00	6.75	7.25	6.50	-	-	-	-	7.05
Transitions / Linking Footwork / Movement			1.60	6.75	7.00	6.50	6.75	6.50	6.75	6.00	-	-	-	-	6.65
Performance / Execution			1.60	7.25	7.25	6.75	7.00	6.50	7.00	6.50	-	-	-	-	6.90
Choreography / Composition			1.60	7.25	7.25	6.75	6.75	6.75	7.00	6.25	-	-	-	-	6.90
Interpretation			1.60	7.00	7.50	7.00	6.75	6.75	7.25	6.25	-	-	-	-	6.95
Judges Total Program Component Score (factored)														55.12	
Deductions:			Falls:	-1.00										-1.00	

Rank	Name	CC	Starting Number	Total Segment Score	Total Element Score	Program Component Score (factored)	Total Deductions								
6	OBA Miyabi	JPN	14	98.98	49.38	49.60	0.00								
#	Executed Elements	Info	Base Value	GOE	J1	J2	J3	J4	J5	J6	J7	J8	J9	Scores of Panel	
1	2A+3T		7.40	0.98	0	1	2	1	1	2	2	-	-	8.38	
2	3F		5.30	0.00	0	0	0	1	0	0	0	-	-	5.30	
3	FSSp4		3.00	0.50	1	1	1	1	1	0	1	-	-	3.50	
4	3S		4.20	0.14	0	0	0	1	0	1	0	-	-	4.34	
5	StSq3		3.30	0.30	0	0	0	1	1	1	2	-	-	3.60	
6	3Lo<<	<<	1.98	-0.78	-2	-2	-3	-3	-3	-2	-3	-	-	1.20	
7	ChSq1		2.00	0.42	0	0	1	1	1	1	0	-	-	2.42	
8	CCoSp3p3		3.00	0.00	0	0	0	0	1	-1	0	-	-	3.00	
9	3Lo+2T		7.04	0.00	0	0	1	0	0	0	0	-	-	7.04	
10	2A		3.63	0.20	0	0	1	1	0	1	0	-	-	3.83	
11	3S<+2T	<	4.73	-0.70	-1	-1	-1	0	-1	-1	-1	-	-	4.03	
12	FCSp3		2.80	-0.06	0	0	0	0	0	-1	-1	-	-	2.74	
48.38													49.38		
Program Components			Factor												
Skating Skills			1.60	5.75	6.75	6.25	6.50	6.75	6.50	6.00	-	-	-	-	6.40
Transitions / Linking Footwork / Movement			1.60	5.75	6.25	5.75	5.75	6.25	6.00	6.00	-	-	-	-	5.95
Performance / Execution			1.60	5.75	6.50	6.25	6.25	6.25	6.75	5.75	-	-	-	-	6.20
Choreography / Composition			1.60	6.00	6.50	6.00	6.25	6.50	6.75	6.25	-	-	-	-	6.30
Interpretation			1.60	5.75	6.75	5.75	5.75	6.25	7.00	6.25	-	-	-	-	6.15
Judges Total Program Component Score (factored)														49.60	
Deductions:														0.00	



Judges Details Per Skater

Rank	Name	CC	Starting Number	Total Segment Score	Total Element Score	Program Component Score (factored)	Total Deductions							
7	NISHINO Yuki	JPN	24	97.53	43.61	53.92	0.00							
#	Executed Elements	Info	Base Value	GOE	J1	J2	J3	J4	J5	J6	J7	J8	J9	Scores of Panel
1	3Lz<	<	4.20	-1.82	-2	-2	-3	-2	-3	-3	-3	-	-	2.38
2	2Lo		1.80	0.00	0	0	0	1	0	0	0	-	-	1.80
3	3S+2A+SEQ		6.00	0.70	1	1	1	1	1	1	1	-	-	6.70
4	StSq2		2.60	0.40	0	1	1	1	1	0	1	-	-	3.00
5	FCSp3		2.80	0.50	1	1	1	1	2	0	1	-	-	3.30
6	1Lz		0.66	x -0.08	-1	0	-1	-1	0	-1	-2	-	-	0.58
7	3T+2T		5.94	x 0.14	0	0	1	1	0	-1	0	-	-	6.08
8	3S		4.62	x 0.56	0	1	1	1	1	0	1	-	-	5.18
9	LSp4		2.70	0.50	2	1	1	1	1	1	1	-	-	3.20
10	ChSq1		2.00	1.26	1	1	2	2	2	2	2	-	-	3.26
11	2A		3.63	x 0.50	0	1	2	1	1	1	1	-	-	4.13
12	CCoSp3p4		3.50	0.50	2	1	1	1	1	1	1	-	-	4.00
40.45													43.61	
Program Components				Factor										
Skating Skills				1.60	6.50	7.50	7.25	6.50	7.00	7.25	6.50	-	-	6.90
Transitions / Linking Footwork / Movement				1.60	6.00	7.25	6.75	6.50	6.50	6.25	6.25	-	-	6.45
Performance / Execution				1.60	6.50	7.25	7.25	6.75	6.75	6.75	6.00	-	-	6.80
Choreography / Composition				1.60	6.25	7.50	7.00	6.50	7.00	6.75	6.50	-	-	6.75
Interpretation				1.60	6.50	7.50	7.25	6.50	7.00	6.75	6.00	-	-	6.80
Judges Total Program Component Score (factored)														53.92
Deductions:														0.00

Rank	Name	CC	Starting Number	Total Segment Score	Total Element Score	Program Component Score (factored)	Total Deductions								
8	LAFUENTE Sonia	ESP	15	97.34	49.30	49.04	-1.00								
#	Executed Elements	Info	Base Value	GOE	J1	J2	J3	J4	J5	J6	J7	J8	J9	Scores of Panel	
1	3F		5.30	-2.10	-3	-3	-3	-3	-3	-3	-3	-	-	3.20	
2	2A		3.30	0.10	0	0	0	1	1	0	0	-	-	3.40	
3	3Lo+1Lo+2S		6.90	0.00	0	-1	0	0	0	0	0	-	-	6.90	
4	StSq3		3.30	0.20	0	0	1	0	1	0	1	-	-	3.50	
5	FCCoSp3p4		3.50	0.40	0	1	1	1	1	0	1	-	-	3.90	
6	3Lo		5.61	x 0.00	0	0	0	1	0	0	0	-	-	5.61	
7	2A<	<	2.53	x -0.50	-1	-1	-1	0	-1	-1	-2	-	-	2.03	
8	CCoSp3p4		3.50	0.00	0	0	0	0	1	-1	0	-	-	3.50	
9	3T+2T		5.94	x 0.14	0	0	0	1	1	-1	0	-	-	6.08	
10	ChSq1		2.00	0.04	0	0	1	-1	1	-2	0	-	-	2.04	
11	3T+2T		5.94	x 0.00	0	0	1	0	0	-1	0	-	-	5.94	
12	LSp4		2.70	0.50	1	1	1	2	1	1	1	-	-	3.20	
50.52													49.30		
Program Components				Factor											
Skating Skills				1.60	6.00	6.75	6.50	6.25	6.50	6.00	6.25	-	-	6.30	
Transitions / Linking Footwork / Movement				1.60	5.75	6.25	6.00	5.50	6.25	5.00	5.75	-	-	5.85	
Performance / Execution				1.60	5.75	6.50	6.50	6.25	6.50	6.00	6.50	-	-	6.35	
Choreography / Composition				1.60	6.00	6.75	6.25	6.00	6.25	5.75	6.25	-	-	6.15	
Interpretation				1.60	6.00	6.75	6.00	5.75	6.25	5.75	6.00	-	-	6.00	
Judges Total Program Component Score (factored)														49.04	
Deductions:				Falls:	-1.00										-1.00



Judges Details Per Skater

Rank	Name	CC	Starting Number	Total Segment Score	Total Element Score	Program Component Score (factored)	Total Deductions							
9	GJERSEM Anne Line	NOR	13	95.25	48.61	46.64	0.00							
#	Executed Elements	Info	Base Value	GOE	J1	J2	J3	J4	J5	J6	J7	J8	J9	Scores of Panel
1	3Lo+2T		6.40	0.14	0	0	0	1	1	0	0	-	-	6.54
2	2F		1.90	-0.78	-2	-2	-3	-3	-2	-3	-3	-	-	1.12
3	3T+2T+2Lo		7.20	-0.14	0	0	0	0	0	-1	-1	-	-	7.06
4	3Lo		5.10	0.28	0	1	0	1	1	0	0	-	-	5.38
5	FCSp3		2.80	0.60	1	1	1	1	2	0	2	-	-	3.40
6	CSSp4		3.00	0.40	1	1	0	1	1	0	1	-	-	3.40
7	3S+2A<+SEQ	<	5.72 x	-0.84	-1	-1	-2	-1	-1	-1	-2	-	-	4.88
8	3S		4.62 x	-0.70	-1	-1	-1	0	-1	-1	-1	-	-	3.92
9	2A		3.63 x	-0.10	0	-1	-1	0	0	0	0	-	-	3.53
10	ChSq1		2.00	0.28	0	1	0	1	1	0	0	-	-	2.28
11	CCoSp3p4		3.50	0.50	1	1	1	1	1	0	1	-	-	4.00
12	StSq2		2.60	0.50	1	1	1	2	1	1	1	-	-	3.10
													48.47	
Program Components													Factor	
Skating Skills													1.60	
Transitions / Linking Footwork / Movement													1.60	
Performance / Execution													1.60	
Choreography / Composition													1.60	
Interpretation													1.60	
Judges Total Program Component Score (factored)													46.64	
Deductions:													0.00	

Rank	Name	CC	Starting Number	Total Segment Score	Total Element Score	Program Component Score (factored)	Total Deductions							
10	FRANK Kerstin	AUT	17	94.28	46.52	47.76	0.00							
#	Executed Elements	Info	Base Value	GOE	J1	J2	J3	J4	J5	J6	J7	J8	J9	Scores of Panel
1	2Lz		2.10	0.24	0	1	1	1	0	1	1	-	-	2.34
2	3T+2T		5.40	0.84	1	1	2	1	1	1	2	-	-	6.24
3	1S		0.40	0.00	0	0	0	0	0	-1	0	-	-	0.40
4	FCCoSp3p4		3.50	0.20	0	1	1	0	1	-1	0	-	-	3.70
5	ChSq1		2.00	0.42	0	1	1	1	1	0	0	-	-	2.42
6	3S+2T		6.05 x	0.28	0	0	2	1	0	0	1	-	-	6.33
7	3T		4.51 x	0.84	1	1	2	1	1	1	2	-	-	5.35
8	2A		3.63 x	0.60	1	0	2	2	1	1	1	-	-	4.23
9	2A+1Lo+2S		5.61 x	0.00	1	0	0	0	0	0	0	-	-	5.61
10	FCSp4		3.20	0.00	0	0	0	0	1	0	0	-	-	3.20
11	StSq2		2.60	0.40	0	0	1	1	1	2	1	-	-	3.00
12	CCoSp3p4		3.50	0.20	0	0	1	1	0	0	1	-	-	3.70
													42.50	
Program Components													Factor	
Skating Skills													1.60	
Transitions / Linking Footwork / Movement													1.60	
Performance / Execution													1.60	
Choreography / Composition													1.60	
Interpretation													1.60	
Judges Total Program Component Score (factored)													47.76	
Deductions:													0.00	



Judges Details Per Skater

Rank	Name	CC	Starting Number	Total Segment Score	Total Element Score	Program Component Score (factored)	Total Deductions								
11	RODEGHIERO Roberta	ITA	23	93.82	40.14	53.68	0.00								
#	Executed Elements	Info	Base Value	GOE	J1	J2	J3	J4	J5	J6	J7	J8	J9	Scores of Panel	
1	3Lze	e	4.20	-1.12	-1	-2	-2	-1	-2	-2	-1	-	-	3.08	
2	2F		1.90	-0.72	-2	-2	-3	-3	-2	-2	-3	-	-	1.18	
3	3T+2A+SEQ		5.92	-1.26	-2	-2	-1	-1	-2	-2	-2	-	-	4.66	
4	LSp4		2.70	0.10	2	0	1	0	0	0	0	-	-	2.80	
5	StSq3		3.30	0.70	1	1	2	2	1	2	1	-	-	4.00	
6	3T+2T	x	5.94	-0.84	-1	-1	-1	-1	-1	-2	-2	-	-	5.10	
7	2Lo	x	1.98	-0.06	0	0	0	0	0	-1	-1	-	-	1.92	
8	2A	x	3.63	0.10	0	0	1	0	1	0	-1	-	-	3.73	
9	3S+2T	x	6.05	0.14	0	0	1	1	0	0	0	-	-	6.19	
10	FSSp3		2.60	0.20	1	1	0	1	0	-1	0	-	-	2.80	
11	ChSq1		2.00	0.28	1	1	1	0	0	0	0	-	-	2.28	
12	CCoSp3p1		2.00	0.40	1	1	1	1	1	0	0	-	-	2.40	
42.22														40.14	
Program Components				Factor											
Skating Skills				1.60	6.75	7.50	6.75	6.50	7.00	6.75	6.25	-	-		6.75
Transitions / Linking Footwork / Movement				1.60	7.00	7.25	6.50	6.75	6.50	6.00	6.00	-	-		6.55
Performance / Execution				1.60	6.75	7.50	6.25	7.00	6.75	6.75	6.00	-	-		6.70
Choreography / Composition				1.60	6.00	7.50	6.75	7.00	7.00	6.50	6.25	-	-		6.70
Interpretation				1.60	6.75	7.50	6.50	7.25	6.75	7.00	6.00	-	-		6.85
Judges Total Program Component Score (factored)														53.68	
Deductions:														0.00	

Rank	Name	CC	Starting Number	Total Segment Score	Total Element Score	Program Component Score (factored)	Total Deductions								
12	ZHAO Ziquan	CHN	18	92.25	44.85	48.40	-1.00								
#	Executed Elements	Info	Base Value	GOE	J1	J2	J3	J4	J5	J6	J7	J8	J9	Scores of Panel	
1	3Lz		6.00	0.42	0	0	0	1	1	1	1	-	-	6.42	
2	2A+2T		4.60	0.00	0	0	0	0	0	0	0	-	-	4.60	
3	3Lo+2T		6.40	0.28	0	0	0	1	1	0	1	-	-	6.68	
4	FCSp3		2.80	0.30	1	0	1	1	1	0	0	-	-	3.10	
5	CCoSp3p3		3.00	0.40	1	1	1	1	1	0	0	-	-	3.40	
6	2A	x	3.63	-1.50	-3	-3	-3	-3	-3	-3	-3	-	-	2.13	
7	3Lo	x	5.61	0.42	1	1	1	0	1	0	0	-	-	6.03	
8	ChSq1		2.00	-0.20	0	0	0	-1	0	-2	-1	-	-	1.80	
9	3S	x	4.62	-1.40	-2	-2	-2	-2	-2	-2	-2	-	-	3.22	
10	2Lz	x	2.31	0.06	0	0	1	1	0	0	0	-	-	2.37	
11	StSq2		2.60	0.00	0	0	0	-1	1	0	0	-	-	2.60	
12	LSp1		1.50	1.00	2	1	2	2	2	2	2	-	-	2.50	
45.07														44.85	
Program Components				Factor											
Skating Skills				1.60	6.50	6.75	6.25	6.75	6.75	6.50	6.00	-	-		6.55
Transitions / Linking Footwork / Movement				1.60	5.75	6.25	5.75	5.75	6.25	5.50	5.25	-	-		5.80
Performance / Execution				1.60	6.00	6.50	5.25	5.50	6.50	6.00	5.75	-	-		5.95
Choreography / Composition				1.60	6.25	6.50	5.75	6.00	6.75	5.75	5.75	-	-		6.05
Interpretation				1.60	6.25	6.50	5.25	5.75	6.50	5.50	5.50	-	-		5.90
Judges Total Program Component Score (factored)														48.40	
Deductions:				Falls:	-1.00										-1.00



Judges Details Per Skater

Rank	Name	CC	Starting Number	Total Segment Score	Total Element Score	Program Component Score (factored)	Total Deductions								
13	GRM Dasa	SLO	9	83.31	39.63	43.68	0.00								
#	Executed Elements	Info	Base Value	GOE	J1	J2	J3	J4	J5	J6	J7	J8	J9	Scores of Panel	
1	3Lz	!	6.00	-1.54	-2	-2	-3	-2	-2	-2	-3	-	-	4.46	
2	2F	!	1.90	-0.18	-1	-1	0	0	-1	-1	0	-	-	1.72	
3	2A		3.30	0.40	0	1	0	1	1	1	1	-	-	3.70	
4	1T		0.40	-0.24	-3	-2	-2	-2	-1	-3	-3	-	-	0.16	
5	CCoSp3p4		3.50	0.10	1	0	0	0	1	-1	0	-	-	3.60	
6	3T+2T		5.94 x	0.56	1	1	1	1	0	0	1	-	-	6.50	
7	1A+2T		2.64 x	0.00	0	0	0	0	0	0	0	-	-	2.64	
8	FCCoSp3p4		3.50	0.50	1	1	1	1	1	0	1	-	-	4.00	
9	FSSp3		2.60	0.20	1	1	0	1	0	-1	0	-	-	2.80	
10	StSq3		3.30	0.50	2	0	-1	1	1	1	2	-	-	3.80	
11	ChSq1		2.00	0.42	0	1	1	1	1	-1	0	-	-	2.42	
12	2F+1Lo+2S	!	4.07 x	-0.24	-1	-1	0	0	-1	-1	-2	-	-	3.83	
39.15														39.63	
Program Components				Factor											
Skating Skills				1.60	5.50	6.50	6.00	5.25	5.50	5.50	5.50	-	-		5.60
Transitions / Linking Footwork / Movement				1.60	5.25	6.25	4.75	5.00	5.25	5.00	5.50	-	-		5.20
Performance / Execution				1.60	5.75	6.50	5.25	5.50	5.00	5.50	5.25	-	-		5.45
Choreography / Composition				1.60	5.75	6.50	4.75	5.00	5.50	5.75	5.75	-	-		5.55
Interpretation				1.60	5.50	6.75	5.25	5.50	5.25	5.50	5.75	-	-		5.50
Judges Total Program Component Score (factored)														43.68	
Deductions:														0.00	

Rank	Name	CC	Starting Number	Total Segment Score	Total Element Score	Program Component Score (factored)	Total Deductions								
14	VAISTO Sera	FIN	12	77.95	35.83	43.12	-1.00								
#	Executed Elements	Info	Base Value	GOE	J1	J2	J3	J4	J5	J6	J7	J8	J9	Scores of Panel	
1	3S+2T		5.50	0.00	0	0	1	0	0	0	0	-	-	5.50	
2	3T+2T		5.40	0.56	1	0	1	1	1	1	0	-	-	5.96	
3	2A		3.30	0.00	0	0	0	0	0	0	0	-	-	3.30	
4	FSSp3		2.60	0.40	1	1	0	1	1	0	1	-	-	3.00	
5	2S<<	<<	0.40	-0.28	-3	-2	-3	-3	-2	-3	-3	-	-	0.12	
6	3T		4.51 x	-2.10	-3	-3	-3	-3	-3	-3	-3	-	-	2.41	
7	StSq2		2.60	0.00	0	0	0	1	1	-2	-1	-	-	2.60	
8	2A		3.63 x	0.00	0	0	0	0	0	0	0	-	-	3.63	
9	ChSq1		2.00	0.42	2	1	1	1	0	-1	0	-	-	2.42	
10	LSp2		1.90	0.00	1	0	0	-1	0	0	0	-	-	1.90	
11	2F		2.09 x	-0.60	-2	-2	-3	-2	-2	-2	-2	-	-	1.49	
12	CCoSp3p3		3.00	0.50	2	1	0	1	1	1	1	-	-	3.50	
36.93														35.83	
Program Components				Factor											
Skating Skills				1.60	5.50	7.00	5.75	4.75	5.75	5.25	5.25	-	-		5.50
Transitions / Linking Footwork / Movement				1.60	5.75	6.50	5.25	4.75	5.25	4.50	5.00	-	-		5.20
Performance / Execution				1.60	5.50	6.50	5.50	5.50	5.25	5.00	5.00	-	-		5.35
Choreography / Composition				1.60	5.75	6.75	5.25	4.75	5.50	5.25	5.25	-	-		5.40
Interpretation				1.60	5.50	6.75	5.50	5.50	5.50	5.50	5.50	-	-		5.50
Judges Total Program Component Score (factored)														43.12	
Deductions:				Falls:	-1.00										-1.00



Judges Details Per Skater

Rank	Name	CC	Starting Number	Total Segment Score	Total Element Score	Program Component Score (factored)	Total Deductions							
15	MELLGREN Linnea	SWE	4	75.84	36.64	41.20	-2.00							
#	Executed Elements	Info	Base Value	GOE	J1	J2	J3	J4	J5	J6	J7	J8	J9	Scores of Panel
1	2A		3.30	0.70	1	1	2	2	1	1	2	-	-	4.00
2	3S		4.20	-0.56	0	0	-1	-1	-1	-1	-1	-	-	3.64
3	2T		1.30	-0.28	-2	-1	-1	-2	-1	-1	-2	-	-	1.02
4	LSp3		2.40	0.50	1	1	1	1	1	1	1	-	-	2.90
5	3T		4.10	0.00	0	1	-1	0	0	0	0	-	-	4.10
6	2A		3.30	0.30	0	1	1	1	0	0	1	-	-	3.60
7	3S+REP		3.23 x	-2.10	-3	-3	-3	-3	-3	-3	-3	-	-	1.13
8	FSSp3		2.60	0.20	1	1	0	1	0	-1	0	-	-	2.80
9	StSq3		3.30	0.10	0	0	1	1	0	-1	0	-	-	3.40
10	ChSq1		2.00	0.28	0	1	0	1	1	0	0	-	-	2.28
11	2F+1Lo+2S		4.07 x	0.00	0	0	0	0	0	0	0	-	-	4.07
12	CCoSp3p4		3.50	0.20	0	1	1	0	1	0	-1	-	-	3.70
37.30														36.64
Program Components				Factor										
Skating Skills				1.60	5.50	6.00	5.75	5.00	5.00	5.25	5.50	-	-	5.40
Transitions / Linking Footwork / Movement				1.60	5.00	5.50	5.50	4.75	4.75	4.00	4.75	-	-	4.95
Performance / Execution				1.60	5.25	5.50	5.75	5.25	4.75	5.00	5.00	-	-	5.20
Choreography / Composition				1.60	5.50	5.75	5.50	4.75	5.00	4.75	5.50	-	-	5.25
Interpretation				1.60	5.00	5.75	5.50	4.75	4.75	4.75	4.75	-	-	4.95
Judges Total Program Component Score (factored)														41.20
Deductions:				Time violation:	-1.00	Falls:							-1.00	-2.00

Rank	Name	CC	Starting Number	Total Segment Score	Total Element Score	Program Component Score (factored)	Total Deductions							
16	JANULEVICIUTE Inga	LTU	3	74.98	36.38	39.60	-1.00							
#	Executed Elements	Info	Base Value	GOE	J1	J2	J3	J4	J5	J6	J7	J8	J9	Scores of Panel
1	2A+2T		4.60	0.20	0	1	1	1	0	0	0	-	-	4.80
2	3Lz		6.00	-2.10	-3	-3	-3	-3	-3	-3	-3	-	-	3.90
3	3Fe<	e	3.20	-1.40	-2	-2	-2	-2	-2	-2	-2	-	-	1.80
4	CCoSp3p3		3.00	0.20	1	1	0	0	1	0	0	-	-	3.20
5	3S<+1Lo<<+2S	<<	4.30	-1.68	-2	-2	-2	-3	-3	-2	-3	-	-	2.62
6	3Lz<<+SEQ	<<	1.85 x	-0.84	-3	-2	-3	-3	-3	-2	-3	-	-	1.01
7	StSq2		2.60	0.00	0	0	0	-1	0	0	0	-	-	2.60
8	3S		4.62 x	0.00	0	0	0	0	0	0	0	-	-	4.62
9	2A		3.63 x	0.00	0	0	0	0	0	0	0	-	-	3.63
10	LSp3		2.40	0.10	0	0	1	0	1	0	0	-	-	2.50
11	ChSq1		2.00	0.70	1	1	2	1	1	1	1	-	-	2.70
12	FCSp3		2.80	0.20	0	1	1	0	1	-1	0	-	-	3.00
41.00														36.38
Program Components				Factor										
Skating Skills				1.60	5.25	5.75	5.25	4.50	4.75	5.00	4.50	-	-	4.95
Transitions / Linking Footwork / Movement				1.60	5.25	5.25	5.00	3.75	4.00	4.75	4.75	-	-	4.75
Performance / Execution				1.60	5.25	5.50	5.25	4.25	4.25	5.25	5.00	-	-	5.00
Choreography / Composition				1.60	5.00	5.75	5.25	3.50	4.50	5.00	5.00	-	-	4.95
Interpretation				1.60	5.25	5.75	5.50	4.00	4.50	5.00	5.25	-	-	5.10
Judges Total Program Component Score (factored)														39.60
Deductions:				Falls:	-1.00								-1.00	



Judges Details Per Skater

Rank	Name	CC	Starting Number	Total Segment Score	Total Element Score	Program Component Score (factored)	Total Deductions								
17	HAMUI Reyna	MEX	7	73.11	32.91	41.20	-1.00								
#	Executed Elements	Info	Base Value	GOE	J1	J2	J3	J4	J5	J6	J7	J8	J9	Scores of Panel	
1	3S+2T<	<	5.10	-0.70	-1	-1	-1	0	-1	-1	-1	-	-	4.40	
2	3T+2T		5.40	0.00	0	0	0	0	0	-1	1	-	-	5.40	
3	1Lo		0.50	-0.10	-2	0	-1	-1	-1	-1	-1	-	-	0.40	
4	FCCoSp3p4		3.50	0.10	0	1	0	0	1	0	0	-	-	3.60	
5	1A		1.10	0.00	0	0	0	1	0	0	-1	-	-	1.10	
6	StSq2		2.60	0.30	1	0	0	1	1	-1	1	-	-	2.90	
7	3T		4.51	x -1.12	-2	-2	-1	-1	-1	-2	-2	-	-	3.39	
8	CCoSp3p3		3.00	0.50	1	1	1	1	2	0	1	-	-	3.50	
9	2S		1.43	x 0.00	0	0	0	0	0	0	0	-	-	1.43	
10	2A<	<	2.53	x -1.50	-3	-3	-3	-3	-3	-3	-3	-	-	1.03	
11	ChSq1		2.00	0.56	2	1	0	0	1	1	1	-	-	2.56	
12	LSp4		2.70	0.50	2	1	1	1	1	1	1	-	-	3.20	
34.37														32.91	
Program Components				Factor											
Skating Skills				1.60	5.25	6.25	4.50	5.00	5.25	5.25	5.50	-	-		5.25
Transitions / Linking Footwork / Movement				1.60	5.50	5.50	4.75	4.75	4.75	5.00	5.00	-	-		5.00
Performance / Execution				1.60	5.50	6.00	4.75	5.25	4.75	5.00	5.25	-	-		5.15
Choreography / Composition				1.60	5.50	6.00	4.75	4.50	5.00	4.75	5.25	-	-		5.05
Interpretation				1.60	5.25	6.25	5.25	5.25	5.25	5.00	5.50	-	-		5.30
Judges Total Program Component Score (factored)														41.20	
Deductions:				Falls:	-1.00										-1.00

Rank	Name	CC	Starting Number	Total Segment Score	Total Element Score	Program Component Score (factored)	Total Deductions								
18	KUNOVA Alexandra	SVK	10	70.84	30.76	40.08	0.00								
#	Executed Elements	Info	Base Value	GOE	J1	J2	J3	J4	J5	J6	J7	J8	J9	Scores of Panel	
1	2A		3.30	0.00	0	0	1	0	0	0	0	-	-	3.30	
2	3Lz<<	<<	2.10	-0.78	-2	-2	-3	-3	-3	-2	-3	-	-	1.32	
3	3S		4.20	0.00	0	1	0	0	0	0	0	-	-	4.20	
4	3T		4.10	0.14	0	0	1	1	0	-1	0	-	-	4.24	
5	CCoSp3p3		3.00	-0.06	0	1	0	0	0	-1	-2	-	-	2.94	
6	ChSq1		2.00	0.04	0	1	0	1	0	-2	-1	-	-	2.04	
7	3S+1Lo<<+2S	<<	6.05	x -1.54	-3	-2	-2	-2	-2	-2	-3	-	-	4.51	
8	2T+2T<	<	2.42	x -0.36	-2	-2	-1	-1	-2	-2	-2	-	-	2.06	
9	FSSpBV1		1.20	-0.36	0	0	-2	-2	0	-2	-2	-	-	0.84	
10	StSq1		1.80	-0.18	0	0	-2	-1	0	-1	-1	-	-	1.62	
11	2A<	<	2.53	x -0.50	-1	-1	-1	-1	-1	0	-2	-	-	2.03	
12	LSp2		1.90	-0.24	-1	-1	-1	-2	0	-1	0	-	-	1.66	
34.60														30.76	
Program Components				Factor											
Skating Skills				1.60	5.00	6.75	5.50	5.00	5.25	4.75	5.25	-	-		5.20
Transitions / Linking Footwork / Movement				1.60	5.00	6.25	4.75	5.00	4.75	5.00	5.25	-	-		5.00
Performance / Execution				1.60	5.00	6.50	4.75	5.25	4.75	4.75	4.75	-	-		4.90
Choreography / Composition				1.60	5.25	6.75	5.00	5.00	5.00	5.00	5.00	-	-		5.05
Interpretation				1.60	5.00	6.75	4.50	4.75	4.75	5.00	5.00	-	-		4.90
Judges Total Program Component Score (factored)														40.08	
Deductions:														0.00	



Judges Details Per Skater

Rank	Name	CC	Starting Number	Total Segment Score	Total Element Score	Program Component Score (factored)	Total Deductions							
19	ATABEY Birce	TUR	5	70.34	34.74	35.60	0.00							
#	Executed Elements	Info	Base Value	GOE	J1	J2	J3	J4	J5	J6	J7	J8	J9	Scores of Panel
1	2A+3T		7.40	-0.84	-2	-1	-1	-1	-1	-2	-1	-	-	6.56
2	1Lz	!	0.60	-0.26	-3	-1	-3	-2	-2	-3	-3	-	-	0.34
3	3T		4.10	0.00	0	0	0	0	0	0	1	-	-	4.10
4	3S+2T		5.50	0.00	0	0	-1	0	0	0	0	-	-	5.50
5	FCCoSp3p2		2.50	0.00	-1	0	0	0	0	0	0	-	-	2.50
6	2S		1.30	-0.04	-1	0	0	0	0	0	-1	-	-	1.26
7	2A+1Lo+2S		5.61	x -0.10	-2	0	0	0	0	-1	0	-	-	5.51
8	ChSq1		2.00	-0.20	-1	0	0	-1	0	-1	0	-	-	1.80
9	2F	!	2.09	x -0.30	-1	-1	0	-1	-1	-1	-1	-	-	1.79
10	FCSp1		1.90	0.00	0	0	1	0	0	0	0	-	-	1.90
11	CCoSp2p3		2.10	-0.18	-1	0	0	-1	0	-1	-1	-	-	1.92
12	StSq1		1.80	-0.24	-1	0	-1	-1	0	-2	-1	-	-	1.56
													36.90	34.74
Program Components				Factor										
Skating Skills				1.60	4.50	4.75	4.00	4.00	4.50	5.50	4.75	-	-	4.50
Transitions / Linking Footwork / Movement				1.60	4.75	4.50	4.50	3.75	4.25	4.75	4.75	-	-	4.55
Performance / Execution				1.60	4.50	4.50	4.00	3.75	4.00	5.00	4.50	-	-	4.30
Choreography / Composition				1.60	4.25	4.25	4.25	4.00	4.50	5.00	5.00	-	-	4.45
Interpretation				1.60	4.50	4.25	4.75	3.75	4.25	4.50	4.75	-	-	4.45
Judges Total Program Component Score (factored)														35.60
Deductions:														0.00

Rank	Name	CC	Starting Number	Total Segment Score	Total Element Score	Program Component Score (factored)	Total Deductions								
20	PAPP Beata	FIN	8	69.64	29.28	41.36	-1.00								
#	Executed Elements	Info	Base Value	GOE	J1	J2	J3	J4	J5	J6	J7	J8	J9	Scores of Panel	
1	3T		4.10	-1.40	-2	-2	-3	-1	-2	-2	-2	-	-	2.70	
2	3S+2T+1Lo<<	<<	5.50	-1.40	-2	-2	-2	-2	-2	-1	-2	-	-	4.10	
3	3Lo<	<	3.60	-2.10	-3	-3	-3	-3	-3	-3	-3	-	-	1.50	
4	FCSp2		2.30	-0.18	0	1	-1	-1	0	-1	-2	-	-	2.12	
5	StSq2		2.60	0.30	1	1	0	0	1	-1	1	-	-	2.90	
6	2T		1.43	x 0.04	0	0	1	0	0	1	0	-	-	1.47	
7	2S		1.43	x 0.00	0	0	0	1	0	0	0	-	-	1.43	
8	2A		3.63	x 0.10	1	1	0	0	0	0	0	-	-	3.73	
9	FCCoSp		0.00	0.00	-	-	-	-	-	-	-	-	-	0.00	
10	2A+2Lo		5.61	x -0.50	-1	0	-1	0	-1	-2	-2	-	-	5.11	
11	CCoSp3p2		2.50	-0.18	0	0	-1	-1	0	-1	-1	-	-	2.32	
12	ChSq1		2.00	-0.10	0	1	0	-1	0	-1	0	-	-	1.90	
													34.70	29.28	
Program Components				Factor											
Skating Skills				1.60	5.50	6.75	5.00	5.50	5.25	5.25	5.50	-	-	5.40	
Transitions / Linking Footwork / Movement				1.60	5.00	6.50	4.75	4.50	4.75	4.75	4.75	-	-	4.80	
Performance / Execution				1.60	5.50	6.75	5.25	5.50	4.75	5.00	5.00	-	-	5.25	
Choreography / Composition				1.60	5.50	6.75	5.00	4.75	5.25	5.00	5.00	-	-	5.15	
Interpretation				1.60	5.50	6.75	5.00	5.25	5.25	5.00	5.25	-	-	5.25	
Judges Total Program Component Score (factored)														41.36	
Deductions:				Falls:	-1.00										-1.00



Judges Details Per Skater

Rank	Name	CC	Starting Number	Total Segment Score	Total Element Score	Program Component Score (factored)	Total Deductions
21	BRESSANUTTI Carol	ITA	11	66.87	24.39	42.48	0.00

#	Executed Elements	Info	Base Value	GOE	J1	J2	J3	J4	J5	J6	J7	J8	J9	Scores of Panel
1	3S<<	<<	1.30	-0.60	-3	-2	-3	-3	-3	-3	-3	-	-	0.70
2	1A		1.10	0.00	0	0	0	0	0	0	0	-	-	1.10
3	3T<+2T	<	4.30	-1.82	-2	-1	-3	-3	-2	-3	-3	-	-	2.48
4	2Lo		1.80	0.00	0	0	0	0	0	0	0	-	-	1.80
5	LSp3		2.40	0.40	2	1	1	0	1	-1	1	-	-	2.80
6	3S<<+REP	<<	1.00 x	-0.60	-3	-3	-3	-3	-3	-3	-3	-	-	0.40
7	FCSp1V1		1.30	-0.08	2	1	0	-1	0	-2	-2	-	-	1.22
8	1A		1.21 x	0.00	0	0	0	0	0	0	0	-	-	1.21
9	StSq3		3.30	0.50	1	1	1	1	1	1	0	-	-	3.80
10	3T<	<	3.30 x	-1.68	-2	-2	-3	-3	-3	-2	0	-	-	1.62
11	ChSq1		2.00	1.26	2	2	2	1	1	2	2	-	-	3.26
12	CCoSp3p4		3.50	0.50	2	1	1	1	1	0	1	-	-	4.00
26.51														24.39

Program Components

Factor

Skating Skills	1.60	5.50	7.25	5.25	4.75	5.00	5.00	5.25	-	-	-	-	-	5.20
Transitions / Linking Footwork / Movement	1.60	5.25	6.50	5.25	4.75	4.50	5.50	5.00	-	-	-	-	-	5.15
Performance / Execution	1.60	5.75	6.75	5.00	5.50	4.50	5.25	5.00	-	-	-	-	-	5.30
Choreography / Composition	1.60	5.50	7.00	5.25	5.50	4.75	5.25	5.50	-	-	-	-	-	5.40
Interpretation	1.60	5.75	7.00	5.50	5.75	4.75	5.25	5.25	-	-	-	-	-	5.50
Judges Total Program Component Score (factored)														42.48

Deductions:

0.00

Rank	Name	CC	Starting Number	Total Segment Score	Total Element Score	Program Component Score (factored)	Total Deductions
22	MARAIS Lejeanne	RSA	2	63.47	27.95	37.52	-2.00

#	Executed Elements	Info	Base Value	GOE	J1	J2	J3	J4	J5	J6	J7	J8	J9	Scores of Panel
1	3Lo<	<	3.60	-0.70	-1	-1	-1	-1	-1	-1	-1	-	-	2.90
2	2A<<	<<	1.10	-0.60	-3	-3	-3	-3	-3	-3	-3	-	-	0.50
3	1Lo+3S<	<	3.50	-2.10	-3	-3	-3	-3	-3	-3	-3	-	-	1.40
4	CCoSp2p2		1.80	0.00	0	0	1	0	0	0	0	-	-	1.80
5	StSq2		2.60	0.00	0	0	0	0	0	1	0	-	-	2.60
6	2Lze+2T	e	3.08 x	-0.42	-2	-1	-1	-1	-2	-1	-3	-	-	2.66
7	2A		3.63 x	-0.90	-2	-2	-2	-1	-2	-1	-2	-	-	2.73
8	2F+1Lo+2S		4.07 x	-0.06	0	0	0	-1	0	-1	0	-	-	4.01
9	2F		2.09 x	0.06	0	0	1	1	0	0	0	-	-	2.15
10	ChSq1		2.00	-0.20	-1	0	0	-1	0	-2	0	-	-	1.80
11	FSSp3V1		1.80	0.10	0	0	1	0	1	0	0	-	-	1.90
12	FCCoSp3p4		3.50	0.00	1	0	0	-1	0	0	0	-	-	3.50
32.77														27.95

Program Components

Factor

Skating Skills	1.60	5.00	5.00	5.50	3.75	4.50	4.75	5.25	-	-	-	-	-	4.90
Transitions / Linking Footwork / Movement	1.60	5.25	4.50	4.50	3.75	4.25	4.00	4.50	-	-	-	-	-	4.35
Performance / Execution	1.60	5.00	4.75	5.00	4.25	4.25	4.50	4.75	-	-	-	-	-	4.65
Choreography / Composition	1.60	5.00	5.00	4.75	4.00	4.50	4.50	5.00	-	-	-	-	-	4.75
Interpretation	1.60	5.25	5.00	5.00	4.00	4.25	4.75	5.00	-	-	-	-	-	4.80
Judges Total Program Component Score (factored)														37.52

Deductions:

Falls: -2.00

-2.00



Judges Details Per Skater

Rank	Name	CC	Starting Number	Total Segment Score	Total Element Score	Program Component Score (factored)	Total Deductions								
23	ROUT Alexandra	NZL	6	61.96	25.00	36.96	0.00								
#	Executed Elements	Info	Base Value	GOE	J1	J2	J3	J4	J5	J6	J7	J8	J9	Scores of Panel	
1	2A+2T		4.60	0.00	0	0	0	0	0	0	0	-	-	4.60	
2	3S<<+2T<	<<	2.20	-0.48	-2	-2	-3	-3	-2	-2	-3	-	-	1.72	
3	2F		1.90	0.00	0	0	0	0	0	0	-1	-	-	1.90	
4	CCoSp3p4		3.50	0.20	1	0	0	1	1	-1	0	-	-	3.70	
5	1Lz		0.60	0.00	0	0	0	0	0	0	0	-	-	0.60	
6	2A<	<	2.30	-0.80	-2	-1	-2	-1	-2	-1	-2	-	-	1.50	
7	FSSp3		2.60	0.40	1	1	1	1	1	0	0	-	-	3.00	
8	3S<<	<<	1.43 x	-0.40	-2	-2	-2	-2	-2	-2	-2	-	-	1.03	
9	2Lz<<+1Lo	<<	1.21 x	-0.20	-2	-2	-2	-2	-2	-2	-3	-	-	1.01	
10	StSq1		1.80	-0.06	0	0	1	-1	0	-1	0	-	-	1.74	
11	ChSq1		2.00	-0.10	0	0	0	-1	0	-1	0	-	-	1.90	
12	CSSp2		2.30	0.00	0	0	0	0	0	0	1	-	-	2.30	
			26.44										25.00		
Program Components			Factor												
Skating Skills			1.60	4.75	5.75	4.75	4.75	4.75	5.00	5.25	-	-	-	-	4.90
Transitions / Linking Footwork / Movement			1.60	4.50	5.25	4.50	4.00	4.25	4.50	4.50	-	-	-	-	4.45
Performance / Execution			1.60	4.75	5.25	4.25	4.25	4.50	4.75	4.50	-	-	-	-	4.55
Choreography / Composition			1.60	4.50	5.25	4.50	4.25	4.75	4.75	5.00	-	-	-	-	4.70
Interpretation			1.60	4.50	5.25	4.00	4.00	4.50	4.50	5.00	-	-	-	-	4.50
Judges Total Program Component Score (factored)														36.96	
Deductions:														0.00	

Rank	Name	CC	Starting Number	Total Segment Score	Total Element Score	Program Component Score (factored)	Total Deductions								
24	ZAKHARANKA Kristina	BLR	1	56.94	22.94	36.00	-2.00								
#	Executed Elements	Info	Base Value	GOE	J1	J2	J3	J4	J5	J6	J7	J8	J9	Scores of Panel	
1	3S<<	<<	1.30	-0.60	-3	-3	-3	-3	-3	-3	-3	-	-	0.70	
2	2A<	<	2.30	-0.70	-1	-1	-1	-2	-2	-1	-2	-	-	1.60	
3	2A<	<	2.30	-0.50	-1	-1	-1	-2	-1	-1	-1	-	-	1.80	
4	StSq1		1.80	0.00	0	0	0	0	0	0	0	-	-	1.80	
5	1S		0.40	-0.26	-3	-1	-3	-3	-2	-3	-2	-	-	0.14	
6	2F<	<	1.40	-0.90	-3	-3	-3	-3	-3	-3	-3	-	-	0.50	
7	CCoSp3p3		3.00	-0.06	1	0	0	-1	0	-1	0	-	-	2.94	
8	2F+2T		3.52 x	0.00	0	0	0	0	0	0	-1	-	-	3.52	
9	2Lo		1.98 x	-0.66	-3	-2	-3	-2	-2	-2	-2	-	-	1.32	
10	LSp4		2.70	0.30	1	0	1	1	1	0	0	-	-	3.00	
11	ChSq1		2.00	0.42	0	1	1	0	0	1	1	-	-	2.42	
12	FCSp3		2.80	0.40	1	1	1	0	1	0	1	-	-	3.20	
			25.50										22.94		
Program Components			Factor												
Skating Skills			1.60	5.00	4.75	4.75	4.00	4.50	4.75	4.75	-	-	-	-	4.70
Transitions / Linking Footwork / Movement			1.60	5.00	4.50	3.75	3.50	4.00	4.00	4.50	-	-	-	-	4.15
Performance / Execution			1.60	5.00	4.50	4.25	3.75	4.00	4.50	5.00	-	-	-	-	4.45
Choreography / Composition			1.60	5.25	4.75	4.00	4.00	4.25	4.75	5.00	-	-	-	-	4.55
Interpretation			1.60	5.00	4.75	4.75	3.75	4.25	4.50	5.25	-	-	-	-	4.65
Judges Total Program Component Score (factored)														36.00	
Deductions:			Falls:	-2.00									-2.00		

LEGEND

GOE	Grade of Execution	x	Credit for highlight distribution, base value multiplied by 1.1	!	Not clear edge
		e	Wrong edge		
<	Under-rotated jump	<<	Downgraded jump		



WINTER
UNIVERSIADE
GRANADA 2015



RESULT BOOK

FIGURE SKATING

Men



Protocol Head Page

	4 FEB 2015	11:00	Short Program
	5 FEB 2015	16:45	Free Skating

Size of Skating Area	:	30m*60m
Ice Conditions	:	very good
Number of Entries	:	31
Number of Participants	:	29

Entry Withdrawn	:	BESSEGHIER Chafik	FRA
		IGNATENKO Pavel	BLR

Short Program			
Duration	:	2:50	Max.
Program Component Factors	:	Skating Skills	1.00
		Transitions/Linking Footwork/Movement	1.00
		Performance/Execution	1.00
		Choreography/Composition	1.00
		Interpretation	1.00

Free Skating			
Duration	:	4:30	+/- 10 seconds
Program Component Factors	:	Skating Skills	2.00
		Transitions/Linking Footwork/Movement	2.00
		Performance/Execution	2.00
		Choreography/Composition	2.00
		Interpretation	2.00



Entry List By Event


As of TUE 03 FEB 2015

Sequence	Name	Date of Birth	CC	ISU World Standings	
				Rank	Points
1	IONIAN Mario-Rafael	14 OCT 1990	AUT	0	0
2	KOLL Manuel	14 SEP 1987	AUT	0	0
3	KARPUK Anton	21 JAN 1997	BLR	0	0
4	LIU Jiaying	13 MAY 1993	CHN	0	0
5	SONG Nan	09 AUG 1990	CHN	0	0
6	KASKA Pavel	25 MAY 1988	CZE	0	0
7	MONTOYA Felipe	30 AUG 1990	ESP	0	0
8	RAYA Javier	20 APR 1991	ESP	0	0
9	PAPP Bela	09 MAR 1994	FIN	0	0
10	VIRTANEN Valtter	04 JUN 1987	FIN	0	0
11	PONSART Romain	27 APR 1992	FRA	0	0
12	PARRY-EVANS Charles	09 APR 1995	GBR	0	0
13	LIEBERS Peter	16 APR 1988	GER	0	0
14	LAM Ronald	13 FEB 1991	HKG	0	0
15	LEUNG Kwun Hung	29 JAN 1992	HKG	0	0
16	FORGO Kristof	07 DEC 1993	HUN	0	0
17	ZANDRON Maurizio	15 NOV 1992	ITA	0	0
18	HINO Ryuju	12 FEB 1995	JPN	0	0
19	KOZUKA Takahiko	27 FEB 1989	JPN	0	0
20	RAKIMGALIEV Abzal	25 MAY 1992	KAZ	0	0
21	DYMOWSKI Kamil	09 AUG 1995	POL	0	0
22	GACHINSKI Artur	13 AUG 1993	RUS	0	0
23	GORSHKOV Gordei	11 FEB 1993	RUS	0	0
24	KVITELASHVILI Moris	17 MAR 1995	RUS	0	0
25	WALKER Stephane	25 DEC 1990	SUI	0	0
26	BJORK Marcus	07 AUG 1994	SWE	0	0
27	SPIEGL Ondrej	10 JUL 1993	SWE	0	0
28	ARTAN Engin Ali	12 SEP 1992	TUR	0	0
29	DEMIRBOGA Ali	02 AUG 1990	TUR	0	0

NOTE

Entry data may be updated until the start of competition.

For the complete list of ISU World Standings please refer to www.isu.org.

Timing and Results provided by  TISSOT



Results

Rank	Name	CC	Total Score	SP	FS
1	LIEBERS Peter	GER	223.74	4	1
2	KOZUKA Takahiko	JPN	217.70	1	3
3	GACHINSKI Artur	RUS	216.59	2	2
4	SONG Nan	CHN	209.41	3	6
5	GORSHKOV Gordei	RUS	203.16	5	5
6	LAM Ronald	HKG	196.57	7	7
7	KVITELASHVILI Moris	RUS	193.34	14	4
8	HINO Ryuju	JPN	186.30	11	8
9	PONSART Romain	FRA	182.73	9	9
10	LIU Jiaxing	CHN	181.98	8	10
11	RAYA Javier	ESP	180.26	6	13
12	KASKA Pavel	CZE	173.87	12	11
13	WALKER Stephane	SUI	173.65	10	12
14	SPIEGL Ondrej	SWE	166.78	16	14
15	VIRTANEN Valtter	FIN	165.41	13	16
16	RAKIMGALIEV Abzal	KAZ	161.52	20	15
17	BJORK Marcus	SWE	158.43	18	17
18	ZANDRON Maurizio	ITA	154.22	17	20
19	IONIAN Mario-Rafael	AUT	151.33	22	18
20	FORGO Kristof	HUN	148.76	24	19
21	MONTOYA Felipe	ESP	145.92	21	21
22	ARTAN Engin Ali	TUR	144.76	19	22
23	KOLL Manuel	AUT	137.02	15	23
24	LEUNG Kwun Hung	HKG	119.69	23	24
Final not Reached					
	DYMOWSKI Kamil	POL	46.20	25	
	PARRY-EVANS Charles	GBR	45.35	26	
	PAPP Bela	FIN	44.82	27	
	KARPUK Anton	BLR	43.61	28	
	DEMIRBOGA Ali	TUR	41.86	29	

BARBACCI LEVY Diana, ISU

Referee


TAUCHMANOVA Vera, ISU

Technical Controller

LEGEND

FS Free Skating

SP Short Program

Timing and Results provided by  TISSOT



Medallists

Medal	Name	Country
GOLD	LIEBERS Peter	GER - Germany
SILVER	KOZUKA Takahiko	JPN - Japan
BRONZE	GACHINSKI Artur	RUS - Russia



Start List With Times

Start Time	Finish Time	Starting Number	Name	CC
11:00:00	11:07:00		Warm-Up Group 1	
11:07:30	11:14:00	1	BJORK Marcus	SWE
11:14:00	11:20:30	2	KOZUKA Takahiko	JPN
11:20:30	11:27:00	3	FORGO Kristof	HUN
11:27:00	11:33:30	4	KASKA Pavel	CZE
11:33:30	11:40:00	5	RAKIMGALIEV Abzal	KAZ
11:40:00	11:47:00		Warm-Up Group 2	
11:47:30	11:54:00	6	SPIEGL Ondrej	SWE
11:54:00	12:00:30	7	KOLL Manuel	AUT
12:00:30	12:07:00	8	LIU Jiaxing	CHN
12:07:00	12:13:30	9	LIEBERS Peter	GER
12:13:30	12:20:00	10	GORSHKOV Gordei	RUS
12:20:00	12:26:30	11	SONG Nan	CHN
12:26:30	12:41:30		Resurfacing of the Ice	
12:41:30	12:48:30		Warm-Up Group 3	
12:49:00	12:55:30	12	DEMIRBOGA Ali	TUR
12:55:30	13:02:00	13	DYMOWSKI Kamil	POL
13:02:00	13:08:30	14	WALKER Stephane	SUI
13:08:30	13:15:00	15	IONIAN Mario-Rafael	AUT
13:15:00	13:21:30	16	HINO Ryuju	JPN
13:21:30	13:28:00	17	KARPUK Anton	BLR
13:28:00	13:35:00		Warm-Up Group 4	
13:35:30	13:42:00	18	MONTOYA Felipe	ESP
13:42:00	13:48:30	19	LEUNG Kwun Hung	HKG
13:48:30	13:55:00	20	PONSART Romain	FRA
13:55:00	14:01:30	21	ARTAN Engin Ali	TUR
14:01:30	14:08:00	22	GACHINSKI Artur	RUS
14:08:00	14:14:30	23	KVITELASHVILI Moris	RUS
14:14:30	14:29:30		Resurfacing of the Ice	
14:29:30	14:36:30		Warm-Up Group 5	
14:37:00	14:43:30	24	RAYA Javier	ESP
14:43:30	14:50:00	25	LAM Ronald	HKG
14:50:00	14:56:30	26	PARRY-EVANS Charles	GBR
14:56:30	15:03:00	27	VIRTANEN Valtter	FIN
15:03:00	15:09:30	28	ZANDRON Maurizio	ITA
15:09:30	15:16:00	29	PAPP Bela	FIN

NOTE

This time schedule is based on the timing intervals listed below, but is subject to change:


Resurfacing: 15:00

Warm-Up: 6:00

Duration of Skating: 2:50 maximum

Judging First: 3:10

Judging Last: 3:10

Timing and Results provided by  TISSOT



Planned Program Content

1 BJORK Marcus			SWE		
Coach: L. Vince, E. Magnusson					
Music: Kismet by Bond					
Element Number	Name	Description	Element Number	Name	Description
1	3Lo	Triple Loop	5	StSq	Step Sequence
2	3Lz+3T	Triple Lutz+Triple Toeloop	6	FCSp	Fly. Camel Spin
3	3A	Triple Axel	7	CSSp	Change Foot Sit Spin
4	CCoSp	Change Foot Combination Spin			
2 KOZUKA Takahiko			JPN		
Coach: Nobuo Sato, Yuka Sato					
Music: A Evaristo Carriego by Luis Bravo					
Element Number	Name	Description	Element Number	Name	Description
1	4T	Quad Toeloop	5	3Lz+3T	Triple Lutz+Triple Toeloop
2	3A	Triple Axel	6	StSq	Step Sequence
3	CCSp	Change Foot Camel Spin	7	CCoSp	Change Foot Combination Spin
4	FSSp	Fly. Sit Spin			
3 FORGO Kristof			HUN		
Coach: Z. Kulcsar, Z. Toth					
Music: Yo Soy Maria performed by Quinteto Angel					
Element Number	Name	Description	Element Number	Name	Description
1	3T+3T	Triple Toeloop+Triple Toeloop	5	StSq	Step Sequence
2	3F	Triple Flip	6	CCoSp	Change Foot Combination Spin
3	FCSp	Fly. Camel Spin	7	CSSp	Change Foot Sit Spin
4	2A	Double Axel			
4 KASKA Pavel			CZE		
Coach: Vlasta Koprivova					
Music: Wrath of the Sea by Two Steps from Hell					
Element Number	Name	Description	Element Number	Name	Description
1	3Lz	Triple Lutz	5	StSq	Step Sequence
2	3T+3T	Triple Toeloop+Triple Toeloop	6	FSSp	Fly. Sit Spin
3	2A	Double Axel	7	CCSp	Change Foot Camel Spin
4	CCoSp	Change Foot Combination Spin			
5 RAKIMGALIEV Abzal			KAZ		
Coach: Nikolai Morozov					
Music: He Lives in You (The Lion King musical)					
Element Number	Name	Description	Element Number	Name	Description
1	3S+3T	Triple Salchow+Triple Toeloop	5	StSq	Step Sequence
2	3A	Triple Axel	6	CCoSp	Change Foot Combination Spin
3	3Lo	Triple Loop	7	CSSp	Change Foot Sit Spin
4	FCSp	Fly. Camel Spin			



Planned Program Content

6 SPIEGL Ondrej			SWE		
Coach: Alan Spiegl					
Music: Swan Lake Reloaded					
Element Number	Name	Description	Element Number	Name	Description
1	3A	Triple Axel	5	StSq	Step Sequence
2	3T+3T	Triple Toeloop+Triple Toeloop	6	3S	Triple Salchow
3	FCSp	Fly. Camel Spin	7	CCoSp	Change Foot Combination Spin
4	CSSp	Change Foot Sit Spin			
7 KOLL Manuel			AUT		
Coach: Ursula Koll, Claudia Koll					
Music: Der Dritte Mann by Anton Karas					
Element Number	Name	Description	Element Number	Name	Description
1	3Lz+3T	Triple Lutz+Triple Toeloop	5	2A	Double Axel
2	3S	Triple Salchow	6	CoSp	Combination Spin
3	FCSp	Fly. Camel Spin	7	CCoSp	Change Foot Combination Spin
4	StSq	Step Sequence			
8 LIU Jiaying			CHN		
Coach: Lijie Yu					
Music: Fever, Oye Negre					
Element Number	Name	Description	Element Number	Name	Description
1	3Lz+3T	Triple Lutz+Triple Toeloop	5	CSSp	Change Foot Sit Spin
2	4T	Quad Toeloop	6	StSq	Step Sequence
3	FCSp	Fly. Camel Spin	7	CCoSp	Change Foot Combination Spin
4	2A	Double Axel			
9 LIEBERS Peter			GER		
Coach: Viola Striegler					
Music: Clocks by Coldplay					
Element Number	Name	Description	Element Number	Name	Description
1	3F+3T	Triple Flip+Triple Toeloop	5	FCSp	Fly. Camel Spin
2	3A	Triple Axel	6	StSq	Step Sequence
3	CSSp	Change Foot Sit Spin	7	CCoSp	Change Foot Combination Spin
4	3Lz	Triple Lutz			
10 GORSHKOV Gordei			RUS		
Coach: E. Rukavitsin, V. Molotov					
Music: Tosca Act 3 by Placido Domingo					
Element Number	Name	Description	Element Number	Name	Description
1	3A	Triple Axel	5	3Lo	Triple Loop
2	StSq	Step Sequence	6	CSSp	Change Foot Sit Spin
3	FCSp	Fly. Camel Spin	7	CCoSp	Change Foot Combination Spin
4	3Lz+3T	Triple Lutz+Triple Toeloop			



Planned Program Content

11 SONG Nan			CHN		
Coach: Wei Li			Music: Night Train		
Element Number	Name	Description	Element Number	Name	Description
1	4T+3T	Quad Toeloop+Triple Toeloop	5	CSSp	Change Foot Sit Spin
2	3A	Triple Axel	6	StSq	Step Sequence
3	FCSp	Fly. Camel Spin	7	CCoSp	Change Foot Combination Spin
4	3Lz	Triple Lutz			
12 DEMIRBOGA Ali			TUR		
Coach: Rana Belkis Gocmen			Music: Schindler's List (OST) by John Williams		
Element Number	Name	Description	Element Number	Name	Description
1	3Lz+3T	Triple Lutz+Triple Toeloop	5	CCoSp	Change Foot Combination Spin
2	3Lo	Triple Loop	6	StSq	Step Sequence
3	FCSp	Fly. Camel Spin	7	CSSp	Change Foot Sit Spin
4	2A	Double Axel			
13 DYMOWSKI Kamil			POL		
Coach: Iwona Mydlarz-Chruscinska			Music: Dirty Dancing (soundtrack)		
Element Number	Name	Description	Element Number	Name	Description
1	3A	Triple Axel	5	FCSp	Fly. Camel Spin
2	3S+3T	Triple Salchow+Triple Toeloop	6	StSq	Step Sequence
3	CCoSp	Change Foot Combination Spin	7	CSSp	Change Foot Sit Spin
4	3Lz	Triple Lutz			
14 WALKER Stephane			SUI		
Coach: Myriam Loriol-Oberwiler			Music: Scene Finale from Swan Lake Tchaikovski		
Element Number	Name	Description	Element Number	Name	Description
1	3A	Triple Axel	5	StSq	Step Sequence
2	3Lz+3T	Triple Lutz+Triple Toeloop	6	FCSp	Fly. Camel Spin
3	3F	Triple Flip	7	CSSp	Change Foot Sit Spin
4	CCoSp	Change Foot Combination Spin			
15 IONIAN Mario-Rafael			AUT		
Coach: Elena Romanova			Music: Miserlou		
Element Number	Name	Description	Element Number	Name	Description
1	3Lz	Triple Lutz	5	2A	Double Axel
2	3S+3T	Triple Salchow+Triple Toeloop	6	StSq	Step Sequence
3	FCSp	Fly. Camel Spin	7	CCoSp	Change Foot Combination Spin
4	CSSp	Change Foot Sit Spin			



Planned Program Content

16 HINO Ryuju			JPN		
Coach: Hiroshi Nagakubo					
Music: Lunatico by Gotan Project					
Element Number	Name	Description	Element Number	Name	Description
1	3A	Triple Axel	5	CSSp	Change Foot Sit Spin
2	3Lz+3T	Triple Lutz+Triple Toeloop	6	StSq	Step Sequence
3	FCSp	Fly. Camel Spin	7	CCoSp	Change Foot Combination Spin
4	3F	Triple Flip			
17 KARPUK Anton			BLR		
Coach: M Koroliuk, O Kalenkovich					
Music: Shalandi polnye kefali					
Element Number	Name	Description	Element Number	Name	Description
1	2A	Double Axel	5	CCoSp	Change Foot Combination Spin
2	3Lz	Triple Lutz	6	StSq	Step Sequence
3	FCSp	Fly. Camel Spin	7	CSSp	Change Foot Sit Spin
4	3F+3T	Triple Flip+Triple Toeloop			
18 MONTOYA Felipe			ESP		
Coach: Jordi Lafarga					
Music: Hasta Que Te Conoci by Mana					
Element Number	Name	Description	Element Number	Name	Description
1	3T+3T	Triple Toeloop+Triple Toeloop	5	CSSp	Change Foot Sit Spin
2	3A	Triple Axel	6	CCoSp	Change Foot Combination Spin
3	FCSp	Fly. Camel Spin	7	StSq	Step Sequence
4	3Lz	Triple Lutz			
19 LEUNG Kwun Hung			HKG		
Coach: Craig Thomas Heath					
Music: Moonlight Sonata by Ludwig van Beethoven					
Element Number	Name	Description	Element Number	Name	Description
1	2A	Double Axel	5	3Lo	Triple Loop
2	3T+3T	Triple Toeloop+Triple Toeloop	6	StSq	Step Sequence
3	CCSp	Change Foot Camel Spin	7	CCoSp	Change Foot Combination Spin
4	FSSp	Fly. Sit Spin			
20 PONSART Romain			FRA		
Coach: A. Dumont, C. Glaise					
Music: Nessun Dorma Turandot by Puccini					
Element Number	Name	Description	Element Number	Name	Description
1	3A	Triple Axel	5	3Lz	Triple Lutz
2	FCSp	Fly. Camel Spin	6	CSSp	Change Foot Sit Spin
3	CCoSp	Change Foot Combination Spin	7	StSq	Step Sequence
4	3F+3T	Triple Flip+Triple Toeloop			



Planned Program Content

21 ARTAN Engin Ali			TUR		
Coach: Gamze Iyiis Guener					
Music: Spring from Four Seasons by A.Piazzolla					
Element Number	Name	Description	Element Number	Name	Description
1	3A	Triple Axel	5	StSq	Step Sequence
2	3Lz	Triple Lutz	6	FCSp	Fly. Camel Spin
3	3T+3T	Triple Toeloop+Triple Toeloop	7	CCoSp	Change Foot Combination Spin
4	CSSp	Change Foot Sit Spin			
22 GACHINSKI Artur			RUS		
Coach: T. Tarasova, A. Uspenski					
Music: Cry Me a River by Michael Buble					
Element Number	Name	Description	Element Number	Name	Description
1	4T+3T	Quad Toeloop+Triple Toeloop	5	CCoSp	Change Foot Combination Spin
2	3Lz	Triple Lutz	6	StSq	Step Sequence
3	FCSp	Fly. Camel Spin	7	CCSp	Change Foot Camel Spin
4	3A	Triple Axel			
23 KVITELASHVILI Moris			RUS		
Coach: E. Tutberidze, S. Dudakov					
Music: Interview with the Vampire (soundtrack)					
Element Number	Name	Description	Element Number	Name	Description
1	3A	Triple Axel	5	3F	Triple Flip
2	4T+3T	Quad Toeloop+Triple Toeloop	6	FCSp	Fly. Camel Spin
3	CSSp	Change Foot Sit Spin	7	CCoSp	Change Foot Combination Spin
4	StSq	Step Sequence			
24 RAYA Javier			ESP		
Coach: Jordi Lafarga					
Music: Moulin Rouge (soundtrack)					
Element Number	Name	Description	Element Number	Name	Description
1	3A	Triple Axel	5	CSSp	Change Foot Sit Spin
2	3F+3T	Triple Flip+Triple Toeloop	6	StSq	Step Sequence
3	FCSp	Fly. Camel Spin	7	CCoSp	Change Foot Combination Spin
4	3Lz	Triple Lutz			
25 LAM Ronald			HKG		
Coach: Bruno Delmaestro					
Music: Rhapsody in Blue by George Gershwin					
Element Number	Name	Description	Element Number	Name	Description
1	4T+3T	Quad Toeloop+Triple Toeloop	5	FSSp	Fly. Sit Spin
2	3A	Triple Axel	6	StSq	Step Sequence
3	CCSp	Change Foot Camel Spin	7	CCoSp	Change Foot Combination Spin
4	3Lz	Triple Lutz			



Planned Program Content

26 PARRY-EVANS Charles			GBR		
Coach: J. Sutcliffe, J. Ipakjan					
Music: Pink Panther, Austin Powers (Soundtrack)					
Element Number	Name	Description	Element Number	Name	Description
1	3T+3T	Triple Toeloop+Triple Toeloop	5	CCoSp	Change Foot Combination Spin
2	3Lo	Triple Loop	6	StSq	Step Sequence
3	CCSp	Change Foot Camel Spin	7	FSSp	Fly. Sit Spin
4	2A	Double Axel			
27 VIRTANEN Valtter			FIN		
Coach: Karel Fajfr, Frank Dehne					
Music: La vie en rose by Andrea Bocelli					
Element Number	Name	Description	Element Number	Name	Description
1	3T+3T	Triple Toeloop+Triple Toeloop	5	CCoSp	Change Foot Combination Spin
2	2A	Double Axel	6	StSq	Step Sequence
3	3Lo	Triple Loop	7	CSSp	Change Foot Sit Spin
4	FCSp	Fly. Camel Spin			
28 ZANDRON Maurizio			ITA		
Coach: Cristina Mauri					
Music: One Night at the Metropolis by Cook					
Element Number	Name	Description	Element Number	Name	Description
1	3A	Triple Axel	5	FSSp	Fly. Sit Spin
2	3S+3T	Triple Salchow+Triple Toeloop	6	StSq	Step Sequence
3	CCSp	Change Foot Camel Spin	7	CCoSp	Change Foot Combination Spin
4	3Lo	Triple Loop			
29 PAPP Bela			FIN		
Coach: B Delmaestro, K Champagne					
Music: St. James Infirmary, Tango de Roxanne					
Element Number	Name	Description	Element Number	Name	Description
1	3A	Triple Axel	5	CSSp	Change Foot Sit Spin
2	FCSp	Fly. Camel Spin	6	StSq	Step Sequence
3	3T+3T	Triple Toeloop+Triple Toeloop	7	CCoSp	Change Foot Combination Spin
4	3F	Triple Flip			



Technical Panel and Panel of Judges

Technical Panel

Function

Name

Technical Controller	TAUCHMANOVA Vera	ISU
Technical Specialist	ROSSOUKHI-SCHNEIDER Evelyn	ISU
Assistant Technical Specialist	KUZNETSOV Alexander	ISU

Panel of Judges

Function

Name

Referee	BARBACCI LEVY Diana	ISU
Judge No.1	YOSHIZAWA Akira	JPN
Judge No.2	ORTEGA HERNANDEZ Adriana	ESP
Judge No.3	VIKARNE-HOMOLYA Zsuzsanna	HUN
Judge No.4	GUSKOV Yuri	KAZ
Judge No.5	CHOW Edward Ka-Yin	HKG
Judge No.6	PLESNIKOVA Zuzana	CZE
Judge No.7	BIGNARDI Elisabetta	ITA

Data / Replay Operators

Function

Name

Data Operator	GRAGLIA Flavia	ISU
Replay Operator	WALDVOGEL Michael	ISU



Segment Results

Rank	Name	CC	Total Segment Score
1	KOZUKA Takahiko	JPN	77.15 Q
2	GACHINSKI Artur	RUS	73.78 Q
3	SONG Nan	CHN	73.48 Q
4	LIEBERS Peter	GER	73.23 Q
5	GORSHKOV Gordei	RUS	66.31 Q
6	RAYA Javier	ESP	65.89 Q
7	LAM Ronald	HKG	65.20 Q
8	LIU Jiaxing	CHN	61.18 Q
9	PONSART Romain	FRA	59.15 Q
10	WALKER Stephane	SUI	59.00 Q
11	HINO Ryuju	JPN	58.92 Q
12	KASKA Pavel	CZE	56.44 Q
13	VIRTANEN Valtter	FIN	55.23 Q
14	KVITELASHVILI Moris	RUS	55.07 Q
15	KOLL Manuel	AUT	54.74 Q
16	SPIEGL Ondrej	SWE	54.22 Q
17	ZANDRON Maurizio	ITA	54.13 Q
18	BJORK Marcus	SWE	53.10 Q
19	ARTAN Engin Ali	TUR	51.52 Q
20	RAKIMGALIEV Abzal	KAZ	50.91 Q
21	MONTOYA Felipe	ESP	49.32 Q
22	IONIAN Mario-Rafael	AUT	48.27 Q
23	LEUNG Kwun Hung	HKG	47.84 Q
24	FORGO Kristof	HUN	46.89 Q
25	DYMOWSKI Kamil	POL	46.20
26	PARRY-EVANS Charles	GBR	45.35
27	PAPP Bela	FIN	44.82
28	KARPUK Anton	BLR	43.61
29	DEMIRBOGA Ali	TUR	41.86

BARBACCI LEVY Diana, ISU
Referee

TAUCHMANOVA Vera, ISU
Technical Controller

LEGEND

Q Qualified for Free Skating



Results Details

Rk	Name	CC	Total Segment Score	Total Element Score	Factored Total Component Score	Unfactored Program Component Scores					Total Deductions
						Skating Skills	Transitions /Linking Footwork	Performance /Execution	Choreography /Composition	Interpretation	
1	KOZUKA Takahiko	JPN	77.15	41.35	37.80	7.90	7.45	7.20	7.70	7.55	-2.00
2	GACHINSKI Artur	RUS	73.78	37.13	36.65	7.55	7.00	7.50	7.25	7.35	0.00
3	SONG Nan	CHN	73.48	40.38	33.10	6.70	6.40	6.75	6.60	6.65	0.00
4	LIEBERS Peter	GER	73.23	36.78	36.45	7.35	7.00	7.35	7.30	7.45	0.00
5	GORSHKOV Gordei	RUS	66.31	32.81	34.50	7.00	6.85	6.85	6.85	6.95	-1.00
6	RAYA Javier	ESP	65.89	35.29	30.60	6.20	5.75	6.35	6.10	6.20	0.00
7	LAM Ronald	HKG	65.20	35.20	31.00	6.40	5.75	6.20	6.35	6.30	-1.00
8	LIU Jiaxing	CHN	61.18	29.43	31.75	6.50	6.00	6.35	6.40	6.50	0.00
9	PONSART Romain	FRA	59.15	30.50	29.65	6.15	5.50	5.85	6.05	6.10	-1.00
10	WALKER Stephane	SUI	59.00	32.20	27.80	5.60	5.25	5.85	5.50	5.60	-1.00
11	HINO Ryuju	JPN	58.92	30.87	29.05	6.05	5.70	5.85	5.80	5.65	-1.00
12	KASKA Pavel	CZE	56.44	29.94	26.50	5.55	4.90	5.45	5.35	5.25	0.00
13	VIRTANEN Valtter	FIN	55.23	27.08	28.15	5.90	5.45	5.50	5.75	5.55	0.00
14	KVITELASHVILI Moris	RUS	55.07	27.42	29.65	6.20	5.65	5.75	6.10	5.95	-2.00
15	KOLL Manuel	AUT	54.74	27.09	27.65	5.35	5.25	5.65	5.60	5.80	0.00
16	SPIEGL Ondrej	SWE	54.22	26.87	28.35	5.45	5.30	5.75	5.85	6.00	-1.00
17	ZANDRON Maurizio	ITA	54.13	27.43	26.70	5.45	5.15	5.30	5.40	5.40	0.00
18	BJORK Marcus	SWE	53.10	29.10	24.00	5.05	4.50	4.75	4.95	4.75	0.00
19	ARTAN Engin Ali	TUR	51.52	27.62	23.90	5.05	4.50	4.75	4.80	4.80	0.00
20	RAKIMGALIEV Abzal	KAZ	50.91	25.26	26.65	5.40	4.95	5.40	5.35	5.55	-1.00
21	MONTOYA Felipe	ESP	49.32	23.12	26.20	5.40	4.95	5.25	5.25	5.35	0.00
22	IONIAN Mario-Rafael	AUT	48.27	24.07	24.20	5.05	4.55	4.90	4.95	4.75	0.00
23	LEUNG Kwun Hung	HKG	47.84	23.84	25.00	5.10	4.80	5.05	4.95	5.10	-1.00
24	FORGO Kristof	HUN	46.89	21.14	25.75	5.30	4.95	5.15	5.10	5.25	0.00
25	DYMOWSKI Kamil	POL	46.20	23.50	23.70	4.90	4.55	4.85	4.65	4.75	-1.00
26	PARRY-EVANS Charles	GBR	45.35	24.15	22.20	4.65	4.20	4.40	4.45	4.50	-1.00
27	PAPP Bela	FIN	44.82	22.37	25.45	5.25	4.90	5.00	5.25	5.05	-3.00
28	KARPUK Anton	BLR	43.61	19.96	23.65	4.80	4.50	4.75	4.85	4.75	0.00
29	DEMIRBOGA Ali	TUR	41.86	19.21	22.65	4.65	4.40	4.50	4.55	4.55	0.00

LEGEND

Rk Rank



Judges Details Per Skater

Rank	Name	CC	Starting Number	Total Segment Score	Total Element Score	Program Score (factored)	Total Component Score (factored)	Total Deductions						
1	KOZUKA Takahiko	JPN	2	77.15	41.35		37.80	-2.00						
#	Executed Elements	Info	Base Value	GOE	J1	J2	J3	J4	J5	J6	J7	J8	J9	Scores of Panel
1	4T		10.30	-3.00	-3	-3	-3	-3	-3	-3	-3	-	-	7.30
2	3A		8.50	-3.00	-3	-3	-3	-3	-3	-3	-3	-	-	5.50
3	CCSp3		2.80	0.40	1	1	0	2	1	1	0	-	-	3.20
4	FSSp4		3.00	0.90	2	2	1	2	2	2	1	-	-	3.90
5	3Lz+3T		11.11 x	0.84	1	1	2	2	1	1	1	-	-	11.95
6	StSq4		3.90	1.40	2	1	2	2	2	2	2	-	-	5.30
7	CCoSp3p4		3.50	0.70	2	1	1	2	2	1	1	-	-	4.20
													43.11	
Program Components													Factor	
Skating Skills													1.00	
Transitions / Linking Footwork / Movement													1.00	
Performance / Execution													1.00	
Choreography / Composition													1.00	
Interpretation													1.00	
Judges Total Program Component Score (factored)													37.80	
Deductions:													Falls: -2.00	

Rank	Name	CC	Starting Number	Total Segment Score	Total Element Score	Program Score (factored)	Total Component Score (factored)	Total Deductions						
2	GACHINSKI Artur	RUS	22	73.78	37.13		36.65	0.00						
#	Executed Elements	Info	Base Value	GOE	J1	J2	J3	J4	J5	J6	J7	J8	J9	Scores of Panel
1	3T		4.10	-0.56	1	-2	0	1	-1	-2	-2	-	-	3.54
2	3Lz+2T		7.30	0.14	0	0	1	1	0	0	0	-	-	7.44
3	FCSp4		3.20	0.80	2	1	2	2	1	1	2	-	-	4.00
4	3A		9.35 x	2.00	2	2	3	2	2	2	2	-	-	11.35
5	CCoSp3p3		3.00	0.80	2	1	1	1	2	2	2	-	-	3.80
6	StSq3		3.30	1.00	2	1	2	2	2	2	2	-	-	4.30
7	CSSp2		2.30	0.40	1	0	1	2	1	1	0	-	-	2.70
													32.55	
Program Components													Factor	
Skating Skills													1.00	
Transitions / Linking Footwork / Movement													1.00	
Performance / Execution													1.00	
Choreography / Composition													1.00	
Interpretation													1.00	
Judges Total Program Component Score (factored)													36.65	
Deductions:													0.00	



Judges Details Per Skater

Rank	Name	CC	Starting Number	Total Segment Score	Total Element Score	Program Score (factored)	Total Component Score (factored)	Total Deductions							
3	SONG Nan	CHN	11	73.48	40.38		33.10	0.00							
#	Executed Elements	Info	Base Value	GOE	J1	J2	J3	J4	J5	J6	J7	J8	J9	Scores of Panel	
1	4T+3T		14.40	1.00	1	1	1	1	1	1	0	-	-	15.40	
2	3A		8.50	-1.00	-2	-1	-1	-1	-1	-1	-1	-	-	7.50	
3	FCSp3		2.80	0.10	1	-1	0	1	0	0	0	-	-	2.90	
4	3Lz		6.60	x -0.14	0	0	0	0	-1	0	-1	-	-	6.46	
5	CSSp1V1		1.30	-0.18	0	0	-1	0	-1	-1	-2	-	-	1.12	
6	StSq3		3.30	0.50	1	1	1	1	1	1	2	-	-	3.80	
7	CCoSp3p3		3.00	0.20	1	0	1	-1	1	0	0	-	-	3.20	
39.90													40.38		
Program Components				Factor											
Skating Skills				1.00	7.00	6.25	7.75	6.75	6.25	6.25	7.25	-	-		6.70
Transitions / Linking Footwork / Movement				1.00	6.50	6.50	7.25	6.25	6.00	6.00	6.75	-	-		6.40
Performance / Execution				1.00	7.00	6.50	7.75	7.00	6.50	6.25	6.75	-	-		6.75
Choreography / Composition				1.00	6.75	5.75	7.50	6.75	6.25	6.25	7.00	-	-		6.60
Interpretation				1.00	6.75	5.75	7.75	7.00	6.25	6.25	7.00	-	-		6.65
Judges Total Program Component Score (factored)														33.10	
Deductions:														0.00	

Rank	Name	CC	Starting Number	Total Segment Score	Total Element Score	Program Score (factored)	Total Component Score (factored)	Total Deductions							
4	LIEBERS Peter	GER	9	73.23	36.78		36.45	0.00							
#	Executed Elements	Info	Base Value	GOE	J1	J2	J3	J4	J5	J6	J7	J8	J9	Scores of Panel	
1	3F+3T		9.40	1.12	1	1	2	2	1	2	2	-	-	10.52	
2	2A		3.30	0.40	0	1	1	1	0	1	1	-	-	3.70	
3	CSSp4		3.00	0.80	1	2	1	2	2	1	2	-	-	3.80	
4	3Lz		6.60	x 0.84	1	1	2	1	1	1	2	-	-	7.44	
5	FCSp3		2.80	0.30	1	1	0	2	1	0	0	-	-	3.10	
6	StSq4		3.90	1.12	1	1	1	2	2	2	2	-	-	5.02	
7	CCoSp3p3		3.00	0.20	1	1	0	1	0	0	0	-	-	3.20	
32.00													36.78		
Program Components				Factor											
Skating Skills				1.00	6.50	7.50	7.50	7.50	7.25	7.50	7.00	-	-		7.35
Transitions / Linking Footwork / Movement				1.00	6.25	6.75	7.00	7.25	7.25	7.25	6.75	-	-		7.00
Performance / Execution				1.00	6.50	7.50	7.75	8.00	7.75	7.25	6.25	-	-		7.35
Choreography / Composition				1.00	6.50	7.25	7.50	7.50	7.50	7.50	6.75	-	-		7.30
Interpretation				1.00	6.50	7.50	7.50	8.00	7.50	7.50	7.25	-	-		7.45
Judges Total Program Component Score (factored)														36.45	
Deductions:														0.00	



Judges Details Per Skater

Rank	Name	CC	Starting Number	Total Segment Score	Total Element Score	Program Component Score (factored)	Total Deductions								
5	GORSHKOV Gordei	RUS	10	66.31	32.81	34.50	-1.00								
#	Executed Elements	Info	Base Value	GOE	J1	J2	J3	J4	J5	J6	J7	J8	J9	Scores of Panel	
1	3A		8.50	0.80	0	0	1	1	1	1	1	-	-	9.30	
2	StSq4		3.90	0.70	1	1	1	2	1	1	1	-	-	4.60	
3	FCSp4		3.20	0.70	1	2	1	3	2	1	1	-	-	3.90	
4	2Lz*	*	0.00	x 0.00	-	-	-	-	-	-	-	-	-	0.00	
5	3Lo+3T<	<	8.91	x -1.40	-2	-2	-2	-2	-2	-2	-3	-	-	7.51	
6	CSSp4		3.00	0.60	1	1	2	2	1	1	1	-	-	3.60	
7	CCoSp3p4		3.50	0.40	2	1	0	1	1	0	1	-	-	3.90	
31.01													32.81		
Program Components				Factor											
Skating Skills				1.00	7.00	6.50	7.00	7.50	7.25	7.00	6.75	-	-	7.00	
Transitions / Linking Footwork / Movement				1.00	6.75	6.75	6.50	7.25	6.75	7.00	7.00	-	-	6.85	
Performance / Execution				1.00	6.75	6.25	6.50	8.00	7.00	7.25	6.75	-	-	6.85	
Choreography / Composition				1.00	6.75	6.50	6.50	7.75	7.00	7.50	6.50	-	-	6.85	
Interpretation				1.00	7.00	6.75	6.75	7.50	6.75	7.25	7.00	-	-	6.95	
Judges Total Program Component Score (factored)														34.50	
Deductions:				Time violation:	-1.00										-1.00

Rank	Name	CC	Starting Number	Total Segment Score	Total Element Score	Program Component Score (factored)	Total Deductions							
6	RAYA Javier	ESP	24	65.89	35.29	30.60	0.00							
#	Executed Elements	Info	Base Value	GOE	J1	J2	J3	J4	J5	J6	J7	J8	J9	Scores of Panel
1	3A		8.50	-1.40	-1	-1	-1	-1	-2	-2	-2	-	-	7.10
2	3T+3T		8.20	0.00	0	1	0	0	0	0	0	-	-	8.20
3	CSSp4		3.00	0.50	1	1	1	1	1	1	1	-	-	3.50
4	3F		5.83	x -0.84	-1	-1	-1	-1	-2	-2	-1	-	-	4.99
5	FCSp4		3.20	0.50	1	1	1	1	1	1	1	-	-	3.70
6	CCoSp3p4		3.50	0.50	1	1	2	0	1	1	1	-	-	4.00
7	StSq3		3.30	0.50	1	1	1	1	1	1	1	-	-	3.80
35.53													35.29	
Program Components				Factor										
Skating Skills				1.00	6.50	6.50	6.00	6.00	6.00	5.75	6.50	-	-	6.20
Transitions / Linking Footwork / Movement				1.00	6.25	5.75	5.75	5.75	5.50	5.25	6.00	-	-	5.75
Performance / Execution				1.00	6.50	6.25	6.50	6.25	6.25	5.50	6.50	-	-	6.35
Choreography / Composition				1.00	6.50	6.25	6.25	6.00	5.75	5.75	6.25	-	-	6.10
Interpretation				1.00	6.50	6.50	6.25	6.00	5.75	5.75	6.50	-	-	6.20
Judges Total Program Component Score (factored)														30.60
Deductions:														0.00



Judges Details Per Skater

Rank	Name	CC	Starting Number	Total Segment Score	Total Element Score	Program Component Score (factored)	Total Deductions							
7	LAM Ronald	HKG	25	65.20	35.20	31.00	-1.00							
#	Executed Elements	Info	Base Value	GOE	J1	J2	J3	J4	J5	J6	J7	J8	J9	Scores of Panel
1	4T+3T		14.40	-1.00	-1	-1	-1	-1	0	-1	-1	-	-	13.40
2	3A<<	<<	3.30	-1.50	-3	-3	-3	-3	-3	-3	-3	-	-	1.80
3	CCSp1		2.00	0.00	0	0	0	-1	0	0	0	-	-	2.00
4	3Lz		6.60	x 0.70	1	1	-1	1	1	1	2	-	-	7.30
5	FSSp4		3.00	0.50	1	1	0	1	1	1	1	-	-	3.50
6	StSq3		3.30	0.40	1	1	0	0	1	1	1	-	-	3.70
7	CCoSp3p4		3.50	0.00	1	0	0	0	0	0	0	-	-	3.50
			36.10										35.20	
Program Components			Factor											
Skating Skills			1.00		6.25	7.00	5.75	6.25	6.75	6.75	6.00	-	-	6.40
Transitions / Linking Footwork / Movement			1.00		6.00	5.25	5.25	5.50	6.25	6.25	5.75	-	-	5.75
Performance / Execution			1.00		6.25	6.75	5.50	6.00	6.50	6.50	5.75	-	-	6.20
Choreography / Composition			1.00		6.25	7.00	5.50	6.00	6.75	6.50	6.25	-	-	6.35
Interpretation			1.00		6.25	7.00	5.25	5.75	6.50	6.50	6.50	-	-	6.30
Judges Total Program Component Score (factored)													31.00	
Deductions:			Falls:	-1.00									-1.00	

Rank	Name	CC	Starting Number	Total Segment Score	Total Element Score	Program Component Score (factored)	Total Deductions							
8	LIU Jiaxing	CHN	8	61.18	29.43	31.75	0.00							
#	Executed Elements	Info	Base Value	GOE	J1	J2	J3	J4	J5	J6	J7	J8	J9	Scores of Panel
1	3Lz+2T		7.30	-0.42	-1	0	-1	-2	0	-1	0	-	-	6.88
2	3F		5.30	0.56	2	1	0	1	1	1	-2	-	-	5.86
3	FCSp3		2.80	0.20	1	0	1	1	0	0	0	-	-	3.00
4	2A		3.63	x -0.30	0	-1	0	-1	-1	0	-1	-	-	3.33
5	CSSp4		3.00	-0.12	0	1	-1	-1	0	0	-1	-	-	2.88
6	StSq3		3.30	0.80	1	2	2	2	2	1	1	-	-	4.10
7	CCoSp3p4		3.50	-0.12	1	-1	0	-1	0	0	-1	-	-	3.38
			28.83										29.43	
Program Components			Factor											
Skating Skills			1.00		6.00	6.75	6.00	7.00	6.75	6.50	6.50	-	-	6.50
Transitions / Linking Footwork / Movement			1.00		5.50	5.75	5.75	6.50	6.50	6.00	6.00	-	-	6.00
Performance / Execution			1.00		5.75	6.50	6.25	6.75	7.00	6.50	5.75	-	-	6.35
Choreography / Composition			1.00		5.75	6.25	6.00	7.00	7.00	6.50	6.25	-	-	6.40
Interpretation			1.00		6.00	6.50	6.25	7.00	6.75	6.50	6.50	-	-	6.50
Judges Total Program Component Score (factored)													31.75	
Deductions:													0.00	



Judges Details Per Skater

Rank	Name	CC	Starting Number	Total Segment Score	Total Element Score	Program Component Score (factored)	Total Deductions								
9	PONSART Romain	FRA	20	59.15	30.50	29.65	-1.00								
#	Executed Elements	Info	Base Value	GOE	J1	J2	J3	J4	J5	J6	J7	J8	J9	Scores of Panel	
1	3A		8.50	-2.20	-2	-2	-3	-2	-2	-3	-2	-	-	6.30	
2	FCSp4		3.20	0.50	2	1	1	0	1	1	1	-	-	3.70	
3	CCoSp3p4		3.50	0.50	2	1	1	0	1	1	1	-	-	4.00	
4	3Fe	e	4.07 x	-2.10	-3	-3	-3	-3	-3	-3	-3	-	-	1.97	
5	3Lz+2T		8.03 x	0.00	1	0	0	-1	0	0	0	-	-	8.03	
6	CSSp3		2.60	0.10	1	0	-1	0	1	0	0	-	-	2.70	
7	StSq3		3.30	0.50	2	1	1	1	1	1	1	-	-	3.80	
33.20													30.50		
Program Components				Factor											
Skating Skills				1.00	6.75	6.50	6.00	5.75	5.75	5.50	7.50	-	-	6.15	
Transitions / Linking Footwork / Movement				1.00	6.50	5.25	5.25	5.00	5.00	5.50	7.00	-	-	5.50	
Performance / Execution				1.00	7.00	5.50	5.50	5.50	5.75	5.75	6.75	-	-	5.85	
Choreography / Composition				1.00	7.00	6.50	5.50	5.50	5.50	5.75	7.00	-	-	6.05	
Interpretation				1.00	7.00	6.00	6.00	5.00	5.75	5.75	7.00	-	-	6.10	
Judges Total Program Component Score (factored)														29.65	
Deductions:				Falls:	-1.00										-1.00

Rank	Name	CC	Starting Number	Total Segment Score	Total Element Score	Program Component Score (factored)	Total Deductions								
10	WALKER Stephane	SUI	14	59.00	32.20	27.80	-1.00								
#	Executed Elements	Info	Base Value	GOE	J1	J2	J3	J4	J5	J6	J7	J8	J9	Scores of Panel	
1	3A		8.50	-3.00	-3	-3	-3	-3	-3	-3	-3	-	-	5.50	
2	3Lz+2T		7.30	0.00	1	0	0	-1	0	0	0	-	-	7.30	
3	3F		5.30	0.14	1	1	0	0	0	0	-1	-	-	5.44	
4	CCoSp3p3		3.00	0.80	2	2	1	-1	2	1	2	-	-	3.80	
5	StSq3		3.30	0.30	2	0	1	1	1	0	0	-	-	3.60	
6	FCSp4		3.20	0.50	2	0	1	1	1	1	1	-	-	3.70	
7	CSSp4		3.00	-0.14	1	1	-1	-1	-1	-1	-1	-	-	2.86	
33.60													32.20		
Program Components				Factor											
Skating Skills				1.00	6.75	6.25	5.50	5.00	5.25	5.25	5.75	-	-	5.60	
Transitions / Linking Footwork / Movement				1.00	6.50	5.25	5.50	4.75	4.25	5.00	5.75	-	-	5.25	
Performance / Execution				1.00	7.00	6.25	6.00	5.00	5.50	5.25	6.25	-	-	5.85	
Choreography / Composition				1.00	7.00	5.50	5.75	5.00	5.25	5.25	5.75	-	-	5.50	
Interpretation				1.00	7.00	6.00	5.75	4.75	5.00	5.00	6.25	-	-	5.60	
Judges Total Program Component Score (factored)														27.80	
Deductions:				Falls:	-1.00										-1.00



Judges Details Per Skater

Rank	Name	CC	Starting Number	Total Segment Score	Total Element Score	Program Component Score (factored)	Total Deductions								
11	HINO Ryuju	JPN	16	58.92	30.87	29.05	-1.00								
#	Executed Elements	Info	Base Value	GOE	J1	J2	J3	J4	J5	J6	J7	J8	J9	Scores of Panel	
1	3A		8.50	-3.00	-3	-3	-3	-3	-3	-3	-3	-	-	5.50	
2	3Lz+3T		10.10	0.70	1	1	1	1	1	1	1	-	-	10.80	
3	FCSp3		2.80	0.40	1	0	1	1	1	1	-1	-	-	3.20	
4	3Fe	e	4.07 x	-2.10	-3	-3	-3	-3	-3	-2	-3	-	-	1.97	
5	CSSp4		3.00	0.50	1	1	1	1	2	1	1	-	-	3.50	
6	StSq2		2.60	-0.10	0	-1	0	0	0	0	-1	-	-	2.50	
7	CCoSp3p3		3.00	0.40	1	1	1	1	1	0	0	-	-	3.40	
34.07													30.87		
Program Components				Factor											
Skating Skills				1.00	6.75	5.75	6.50	5.75	5.75	6.50	5.75	-	-		6.05
Transitions / Linking Footwork / Movement				1.00	6.50	4.75	6.00	5.50	5.50	6.00	5.50	-	-		5.70
Performance / Execution				1.00	6.75	4.75	6.25	5.75	5.75	6.25	5.25	-	-		5.85
Choreography / Composition				1.00	6.75	5.25	6.25	5.50	5.75	6.00	5.50	-	-		5.80
Interpretation				1.00	6.75	4.50	6.00	5.50	5.50	6.00	5.25	-	-		5.65
Judges Total Program Component Score (factored)														29.05	
Deductions:				Falls:	-1.00										-1.00

Rank	Name	CC	Starting Number	Total Segment Score	Total Element Score	Program Component Score (factored)	Total Deductions								
12	KASKA Pavel	CZE	4	56.44	29.94	26.50	0.00								
#	Executed Elements	Info	Base Value	GOE	J1	J2	J3	J4	J5	J6	J7	J8	J9	Scores of Panel	
1	3Lz		6.00	-0.98	0	-2	-1	0	-2	-2	-3	-	-	5.02	
2	3T+3T		8.20	0.56	1	0	1	1	1	1	0	-	-	8.76	
3	2A		3.30	0.50	1	1	1	1	1	1	1	-	-	3.80	
4	CCoSp3p2		2.50	-0.18	0	0	-2	-1	-1	0	-1	-	-	2.32	
5	StSq3		3.30	0.50	1	1	1	1	0	1	1	-	-	3.80	
6	FSSp4		3.00	0.50	1	1	1	1	2	0	1	-	-	3.50	
7	CCSp3		2.80	-0.06	1	0	-1	0	0	0	-1	-	-	2.74	
29.10													29.94		
Program Components				Factor											
Skating Skills				1.00	6.50	5.75	6.00	5.25	5.00	5.50	5.25	-	-		5.55
Transitions / Linking Footwork / Movement				1.00	6.25	4.50	4.50	5.00	4.25	5.50	5.00	-	-		4.90
Performance / Execution				1.00	6.75	5.25	6.00	5.25	4.75	5.50	5.25	-	-		5.45
Choreography / Composition				1.00	6.50	5.50	5.75	5.25	4.75	5.50	4.75	-	-		5.35
Interpretation				1.00	6.75	4.75	5.50	5.25	4.50	5.75	5.00	-	-		5.25
Judges Total Program Component Score (factored)														26.50	
Deductions:														0.00	



Judges Details Per Skater

Rank	Name	CC	Starting Number	Total Segment Score	Total Element Score	Program Component Score (factored)	Total Deductions								
13	VIRTANEN Valtter	FIN	27	55.23	27.08	28.15	0.00								
#	Executed Elements	Info	Base Value	GOE	J1	J2	J3	J4	J5	J6	J7	J8	J9	Scores of Panel	
1	3T+3T		8.20	0.28	1	1	1	0	0	0	0	-	-	8.48	
2	1A*	*	0.00	0.00	-	-	-	-	-	-	-	-	-	0.00	
3	3Lo		5.10	-0.14	0	0	-1	0	1	0	-1	-	-	4.96	
4	FCSp4		3.20	0.50	1	1	1	-2	1	1	1	-	-	3.70	
5	CCoSp3p4		3.50	-0.06	1	0	0	-1	0	0	-1	-	-	3.44	
6	StSq3		3.30	0.40	1	1	1	1	1	0	0	-	-	3.70	
7	CSSp3		2.60	0.20	1	1	0	0	1	0	0	-	-	2.80	
25.90														27.08	
Program Components				Factor											
Skating Skills				1.00	5.50	6.50	6.00	5.50	6.00	5.50	6.50	6.50	-	-	5.90
Transitions / Linking Footwork / Movement				1.00	5.25	5.50	5.50	5.00	5.50	5.50	6.00	6.00	-	-	5.45
Performance / Execution				1.00	5.50	5.25	5.75	5.25	5.50	5.50	6.25	6.25	-	-	5.50
Choreography / Composition				1.00	5.50	6.25	6.00	5.00	5.75	5.50	6.00	6.00	-	-	5.75
Interpretation				1.00	5.50	5.25	6.00	5.00	5.50	5.50	6.25	6.25	-	-	5.55
Judges Total Program Component Score (factored)															28.15
Deductions:															0.00

Rank	Name	CC	Starting Number	Total Segment Score	Total Element Score	Program Component Score (factored)	Total Deductions									
14	KVITELASHVILI Moris	RUS	23	55.07	27.42	29.65	-2.00									
#	Executed Elements	Info	Base Value	GOE	J1	J2	J3	J4	J5	J6	J7	J8	J9	Scores of Panel		
1	3A		8.50	-3.00	-3	-3	-3	-3	-3	-3	-3	-	-	5.50		
2	4T<<	<<	4.10	-2.10	-3	-3	-3	-3	-3	-3	-3	-	-	2.00		
3	CSSp3		2.60	-0.08	1	0	-1	1	-1	-1	-1	-	-	2.52		
4	StSq3		3.30	0.30	-3	0	1	1	1	0	1	-	-	3.60		
5	3F+2T		7.26	0.14	1	0	0	1	0	0	0	-	-	7.40		
6	FCSp4		3.20	0.10	1	0	0	1	0	0	0	-	-	3.30		
7	CCoSp3p3		3.00	0.10	1	1	0	0	0	0	0	-	-	3.10		
31.96														27.42		
Program Components				Factor												
Skating Skills				1.00	6.50	6.25	6.00	7.00	6.25	5.75	6.00	6.00	-	-	6.20	
Transitions / Linking Footwork / Movement				1.00	6.25	5.25	6.00	6.75	5.25	5.50	5.00	5.00	-	-	5.65	
Performance / Execution				1.00	6.50	5.25	5.50	7.00	5.75	5.75	5.25	5.25	-	-	5.75	
Choreography / Composition				1.00	6.75	6.00	6.00	7.00	6.25	5.50	5.50	5.50	-	-	6.10	
Interpretation				1.00	6.75	5.50	5.75	7.00	6.25	5.50	5.25	5.25	-	-	5.95	
Judges Total Program Component Score (factored)															29.65	
Deductions:				Falls:	-2.00											-2.00



Judges Details Per Skater

Rank	Name	CC	Starting Number	Total Segment Score	Total Element Score	Program Score (factored)	Total Component Score (factored)	Total Deductions																
15	KOLL Manuel	AUT	7	54.74	27.09		27.65	0.00																
#	Executed Elements	Info	Base Value	GOE	J1	J2	J3	J4	J5	J6	J7	J8	J9	Scores of Panel										
1	3Lz+2T		7.30	-0.14	0	0	-1	-1	0	0	0	-	-	7.16										
2	3S		4.20	-0.14	0	-1	-1	0	0	0	1	-	-	4.06										
3	FCSp2		2.30	-0.18	0	0	-1	1	-1	-1	-1	-	-	2.12										
4	StSq3		3.30	0.50	1	1	0	2	1	0	2	-	-	3.80										
5	2A		3.63 x	0.20	2	1	0	0	0	0	1	-	-	3.83										
6	CCoSp3p3		3.00	-0.18	1	-1	-1	0	0	-1	-1	-	-	2.82										
7	CSSp4		3.00	0.30	2	1	0	1	0	0	1	-	-	3.30										
26.73													27.09											
Program Components													Factor											
Skating Skills													1.00	6.00	5.25	4.50	5.25	5.25	5.00	6.25	-	-		5.35
Transitions / Linking Footwork / Movement													1.00	5.75	5.50	5.00	5.00	5.00	4.75	6.00	-	-		5.25
Performance / Execution													1.00	6.25	5.50	4.75	5.75	5.75	5.00	7.25	-	-		5.65
Choreography / Composition													1.00	6.00	5.75	5.25	5.50	5.50	5.25	7.00	-	-		5.60
Interpretation													1.00	6.25	6.25	5.50	5.50	5.50	5.00	7.25	-	-		5.80
Judges Total Program Component Score (factored)																						27.65		
Deductions:																						0.00		

Rank	Name	CC	Starting Number	Total Segment Score	Total Element Score	Program Score (factored)	Total Component Score (factored)	Total Deductions																
16	SPIEGL Ondrej	SWE	6	54.22	26.87		28.35	-1.00																
#	Executed Elements	Info	Base Value	GOE	J1	J2	J3	J4	J5	J6	J7	J8	J9	Scores of Panel										
1	3T+3T		8.20	-0.70	-3	-1	0	-1	-1	-1	-1	-	-	7.50										
2	3Lz<	<	4.20	-2.10	-3	-3	-3	-3	-3	-3	-3	-	-	2.10										
3	FCSp3		2.80	0.50	1	1	1	1	1	1	1	-	-	3.30										
4	CSSp4		3.00	0.04	-1	2	-1	0	0	0	1	-	-	3.04										
5	StSq4		3.90	1.26	1	2	2	1	2	2	2	-	-	5.16										
6	2A		3.63 x	0.40	2	1	1	0	0	1	1	-	-	4.03										
7	CCoSp2p3V1		1.80	-0.06	1	0	-1	-1	0	0	0	-	-	1.74										
27.53													26.87											
Program Components													Factor											
Skating Skills													1.00	5.75	5.50	5.00	5.25	5.50	5.25	5.75	-	-		5.45
Transitions / Linking Footwork / Movement													1.00	5.75	4.75	5.00	5.00	5.50	5.25	6.00	-	-		5.30
Performance / Execution													1.00	6.00	5.50	5.50	5.25	6.25	5.50	6.25	-	-		5.75
Choreography / Composition													1.00	6.00	6.25	5.25	5.50	6.00	5.50	6.25	-	-		5.85
Interpretation													1.00	6.00	6.50	5.50	5.25	6.50	5.50	6.50	-	-		6.00
Judges Total Program Component Score (factored)																						28.35		
Deductions:													Falls:	-1.00									-1.00	



Judges Details Per Skater

Rank	Name	CC	Starting Number	Total Segment Score	Total Element Score	Program Score (factored)	Total Deductions																	
17	ZANDRON Maurizio	ITA	28	54.13	27.43	26.70	0.00																	
#	Executed Elements	Info	Base Value	GOE	J1	J2	J3	J4	J5	J6	J7	J8	J9	Scores of Panel										
1	3A		8.50	-2.00	-2	-2	-3	-1	-2	-2	-2	-	-	6.50										
2	2S+3T		5.40	-1.68	-2	-2	-2	-2	-3	-3	-3	-	-	3.72										
3	CCSp2		2.30	-0.30	-1	-1	-2	0	-1	-1	-1	-	-	2.00										
4	3Lo		5.61	x -0.70	-1	-1	-1	-1	-1	-1	-1	-	-	4.91										
5	FSSp4		3.00	0.20	1	1	0	0	0	0	1	-	-	3.20										
6	StSq3		3.30	0.30	1	1	0	1	0	0	1	-	-	3.60										
7	CCoSp3p4		3.50	0.00	0	0	0	0	0	0	0	-	-	3.50										
31.61														27.43										
Program Components														Factor										
Skating Skills														1.00	5.50	6.50	4.75	5.25	5.00	5.25	6.25	-	-	5.45
Transitions / Linking Footwork / Movement														1.00	5.25	5.75	4.50	5.00	4.75	5.00	6.00	-	-	5.15
Performance / Execution														1.00	5.50	5.75	4.50	5.00	5.25	5.00	6.50	-	-	5.30
Choreography / Composition														1.00	5.50	6.25	4.50	5.00	5.25	5.25	6.00	-	-	5.40
Interpretation														1.00	5.50	6.75	4.50	5.00	5.00	5.00	6.50	-	-	5.40
Judges Total Program Component Score (factored)																						26.70		
Deductions:																						0.00		

Rank	Name	CC	Starting Number	Total Segment Score	Total Element Score	Program Score (factored)	Total Deductions																	
18	BJORK Marcus	SWE	1	53.10	29.10	24.00	0.00																	
#	Executed Elements	Info	Base Value	GOE	J1	J2	J3	J4	J5	J6	J7	J8	J9	Scores of Panel										
1	2Lo*	*	0.00	0.00	-	-	-	-	-	-	-	-	-	0.00										
2	3Lz+3T		10.10	-0.70	-1	-1	-1	-1	-1	-1	-1	-	-	9.40										
3	3A		8.50	-1.20	-2	-1	-2	-1	-1	-1	-1	-	-	7.30										
4	CCoSp3p4		3.50	0.20	1	0	0	1	1	0	0	-	-	3.70										
5	StSq3		3.30	0.20	1	0	0	1	1	0	0	-	-	3.50										
6	FCSp3		2.80	-0.30	0	-1	-1	-1	-1	-1	-1	-	-	2.50										
7	CSSp3		2.60	0.10	1	0	0	1	0	0	0	-	-	2.70										
30.80														29.10										
Program Components														Factor										
Skating Skills														1.00	6.25	5.25	5.00	5.00	5.00	5.00	4.50	-	-	5.05
Transitions / Linking Footwork / Movement														1.00	6.00	4.50	4.50	4.50	4.25	4.75	4.00	-	-	4.50
Performance / Execution														1.00	6.25	4.75	4.50	4.75	4.75	5.00	4.25	-	-	4.75
Choreography / Composition														1.00	6.25	5.00	4.50	5.00	5.00	5.25	3.75	-	-	4.95
Interpretation														1.00	6.25	4.50	4.50	5.00	4.75	5.00	4.25	-	-	4.75
Judges Total Program Component Score (factored)																						24.00		
Deductions:																						0.00		



Judges Details Per Skater

Rank	Name	CC	Starting Number	Total Segment Score	Total Element Score	Program Component Score (factored)	Total Deductions							
19	ARTAN Engin Ali	TUR	21	51.52	27.62	23.90	0.00							
#	Executed Elements	Info	Base Value	GOE	J1	J2	J3	J4	J5	J6	J7	J8	J9	Scores of Panel
1	3A		8.50	-2.40	-2	-2	-3	-2	-3	-3	-2	-	-	6.10
2	3Lz	!	6.00	-1.26	-1	-3	-2	-2	-2	-1	-2	-	-	4.74
3	3T+3T<	<	7.10	-2.10	-3	-3	-3	-3	-3	-2	-3	-	-	5.00
4	CSSp4		3.00	-0.24	1	0	-1	-1	-1	-1	-1	-	-	2.76
5	StSq2		2.60	-0.20	0	-1	-1	0	0	0	-1	-	-	2.40
6	FCSp4		3.20	-0.18	1	-1	-1	-1	0	0	-1	-	-	3.02
7	CCoSp3p4		3.50	0.10	2	0	0	-1	1	0	0	-	-	3.60
33.90													27.62	
Program Components				Factor										
Skating Skills				1.00	5.75	5.25	4.50	4.75	5.50	5.00	4.75	-	-	5.05
Transitions / Linking Footwork / Movement				1.00	5.25	4.25	4.25	4.25	4.75	4.75	4.50	-	-	4.50
Performance / Execution				1.00	5.50	4.25	4.25	4.75	5.50	5.00	4.25	-	-	4.75
Choreography / Composition				1.00	5.75	5.00	4.50	4.50	5.25	4.75	4.50	-	-	4.80
Interpretation				1.00	5.75	4.50	4.50	4.75	5.25	5.00	4.25	-	-	4.80
Judges Total Program Component Score (factored)														23.90
Deductions:														0.00

Rank	Name	CC	Starting Number	Total Segment Score	Total Element Score	Program Component Score (factored)	Total Deductions								
20	RAKIMGALIEV Abzal	KAZ	5	50.91	25.26	26.65	-1.00								
#	Executed Elements	Info	Base Value	GOE	J1	J2	J3	J4	J5	J6	J7	J8	J9	Scores of Panel	
1	3F+3T		9.40	-2.10	-3	-3	-3	-3	-3	-3	-3	-	-	7.30	
2	1A*	*	0.00	0.00	-	-	-	-	-	-	-	-	-	0.00	
3	3Lo		5.10	-0.14	1	0	0	0	0	-1	-1	-	-	4.96	
4	FCSp3		2.80	0.20	1	1	0	1	0	0	0	-	-	3.00	
5	StSq3		3.30	0.70	1	2	1	2	1	0	2	-	-	4.00	
6	CCoSp3p3		3.00	0.20	1	0	0	1	0	0	1	-	-	3.20	
7	CSSp2		2.30	0.50	2	1	0	2	1	1	0	-	-	2.80	
25.90													25.26		
Program Components				Factor											
Skating Skills				1.00	5.25	6.50	5.00	6.25	5.50	4.75	5.00	-	-	5.40	
Transitions / Linking Footwork / Movement				1.00	5.00	5.25	4.50	6.00	5.00	4.75	4.75	-	-	4.95	
Performance / Execution				1.00	5.00	6.25	5.00	6.00	5.75	5.00	5.25	-	-	5.40	
Choreography / Composition				1.00	5.00	6.00	5.00	6.25	5.50	5.00	5.25	-	-	5.35	
Interpretation				1.00	5.25	6.50	5.25	6.25	5.50	5.00	5.50	-	-	5.55	
Judges Total Program Component Score (factored)														26.65	
Deductions:				Falls:	-1.00										-1.00



Judges Details Per Skater

Rank	Name	CC	Starting Number	Total Segment Score	Total Element Score	Program Component Score (factored)	Total Deductions								
21	MONTOYA Felipe	ESP	18	49.32	23.12	26.20	0.00								
#	Executed Elements	Info	Base Value	GOE	J1	J2	J3	J4	J5	J6	J7	J8	J9	Scores of Panel	
1	3T+3T		8.20	-1.40	-2	-1	-2	-2	-3	-2	-2	-	-	6.80	
2	2A		3.30	0.00	0	0	0	0	0	0	0	-	-	3.30	
3	FCSp3		2.80	0.00	1	0	0	0	0	0	-1	-	-	2.80	
4	1Lz*	*	0.00	x 0.00	-	-	-	-	-	-	-	-	-	0.00	
5	CSSp4		3.00	0.20	1	1	0	0	1	0	-1	-	-	3.20	
6	CCoSp3p4		3.50	-0.18	1	-1	-1	-2	0	0	-1	-	-	3.32	
7	StSq3		3.30	0.40	2	0	1	1	1	1	0	-	-	3.70	
24.10														23.12	
Program Components				Factor											
Skating Skills				1.00	5.50	5.50	5.25	5.50	5.25	5.00	5.75	-	-		5.40
Transitions / Linking Footwork / Movement				1.00	5.25	4.75	4.50	5.25	4.75	4.75	5.25	-	-		4.95
Performance / Execution				1.00	6.00	5.00	4.50	5.50	5.50	5.00	5.25	-	-		5.25
Choreography / Composition				1.00	6.00	5.25	5.00	5.50	5.25	5.00	-	-		5.35	
Interpretation				1.00	6.00	5.50	4.75	5.50	5.25	5.25	-	-		5.35	
Judges Total Program Component Score (factored)														26.20	
Deductions:														0.00	

Rank	Name	CC	Starting Number	Total Segment Score	Total Element Score	Program Component Score (factored)	Total Deductions								
22	IONIAN Mario-Rafael	AUT	15	48.27	24.07	24.20	0.00								
#	Executed Elements	Info	Base Value	GOE	J1	J2	J3	J4	J5	J6	J7	J8	J9	Scores of Panel	
1	2Lz*	*	0.00	0.00	-	-	-	-	-	-	-	-	-	0.00	
2	3S+3T		8.30	-0.70	0	-1	-1	-1	-1	-1	-2	-	-	7.60	
3	FCSp3		2.80	0.00	0	0	0	0	0	0	-1	-	-	2.80	
4	CSSp4		3.00	0.20	2	0	0	1	1	0	0	-	-	3.20	
5	2A		3.63	x 0.50	1	1	1	1	1	1	1	-	-	4.13	
6	StSq3		3.30	0.10	1	0	0	0	1	0	0	-	-	3.40	
7	CCoSp3p3		3.00	-0.06	1	0	-1	0	0	0	-1	-	-	2.94	
24.03														24.07	
Program Components				Factor											
Skating Skills				1.00	5.75	5.50	4.50	5.00	5.25	5.00	4.50	-	-		5.05
Transitions / Linking Footwork / Movement				1.00	5.50	4.75	4.50	4.50	4.50	4.50	4.00	-	-		4.55
Performance / Execution				1.00	5.75	4.50	4.50	5.00	5.25	5.25	4.00	-	-		4.90
Choreography / Composition				1.00	6.00	5.25	4.75	4.75	5.00	5.00	4.25	-	-		4.95
Interpretation				1.00	6.00	4.75	4.50	4.75	4.75	5.00	4.25	-	-		4.75
Judges Total Program Component Score (factored)														24.20	
Deductions:														0.00	



Judges Details Per Skater

Rank	Name	CC	Starting Number	Total Segment Score	Total Element Score	Program Component Score (factored)	Total Deductions								
23	LEUNG Kwun Hung	HKG	19	47.84	23.84	25.00	-1.00								
#	Executed Elements	Info	Base Value	GOE	J1	J2	J3	J4	J5	J6	J7	J8	J9	Scores of Panel	
1	2A		3.30	0.60	2	1	1	2	1	1	1	-	-	3.90	
2	3T+2T		5.40	0.00	1	0	0	0	0	0	0	-	-	5.40	
3	CCSp3		2.80	0.30	1	1	0	0	1	1	0	-	-	3.10	
4	FSSp4		3.00	0.10	1	1	0	-1	0	0	0	-	-	3.10	
5	3Lo<	<	3.96 x	-2.10	-3	-3	-3	-3	-3	-3	-3	-	-	1.86	
6	StSq3		3.30	0.30	1	0	1	0	1	1	0	-	-	3.60	
7	CCoSp3p3		3.00	-0.12	1	0	-2	-2	0	0	0	-	-	2.88	
24.76														23.84	
Program Components				Factor											
Skating Skills				1.00	5.00	5.25	5.00	5.25	4.50	5.25	5.00	-	-	5.10	
Transitions / Linking Footwork / Movement				1.00	4.75	4.50	4.75	5.00	4.50	5.00	5.50	-	-	4.80	
Performance / Execution				1.00	5.25	4.75	5.25	5.00	4.75	5.00	5.25	-	-	5.05	
Choreography / Composition				1.00	5.00	4.75	5.00	5.00	4.50	5.25	5.00	-	-	4.95	
Interpretation				1.00	5.25	5.00	5.25	5.00	4.50	5.00	5.50	-	-	5.10	
Judges Total Program Component Score (factored)														25.00	
Deductions:				Falls:	-1.00										-1.00

Rank	Name	CC	Starting Number	Total Segment Score	Total Element Score	Program Component Score (factored)	Total Deductions							
24	FORGO Kristof	HUN	3	46.89	21.14	25.75	0.00							
#	Executed Elements	Info	Base Value	GOE	J1	J2	J3	J4	J5	J6	J7	J8	J9	Scores of Panel
1	3T+2T		5.40	-1.26	-2	-1	-1	-2	-2	-2	-2	-	-	4.14
2	2F*	*	0.00	0.00	-	-	-	-	-	-	-	-	-	0.00
3	FCSp4		3.20	0.40	1	0	1	1	1	0	1	-	-	3.60
4	2A		3.30	0.00	0	0	0	0	0	0	0	-	-	3.30
5	StSq3		3.30	0.50	1	1	1	2	1	1	1	-	-	3.80
6	CCoSp3p4		3.50	0.20	1	0	-1	1	1	0	0	-	-	3.70
7	CSSp2		2.30	0.30	1	1	-1	1	1	0	0	-	-	2.60
21.00														21.14
Program Components				Factor										
Skating Skills				1.00	5.00	6.25	5.25	5.25	5.50	5.25	5.25	-	-	5.30
Transitions / Linking Footwork / Movement				1.00	4.75	5.50	4.75	5.00	5.25	5.00	4.50	-	-	4.95
Performance / Execution				1.00	5.00	5.50	4.75	5.00	5.50	5.25	5.00	-	-	5.15
Choreography / Composition				1.00	5.00	5.75	5.00	5.25	5.25	5.00	4.75	-	-	5.10
Interpretation				1.00	5.25	6.25	5.00	5.25	5.50	5.00	5.25	-	-	5.25
Judges Total Program Component Score (factored)														25.75
Deductions:														0.00



Judges Details Per Skater

Rank	Name	CC	Starting Number	Total Segment Score	Total Element Score	Program Component Score (factored)	Total Deductions								
25	DYMOWSKI Kamil	POL	13	46.20	23.50	23.70	-1.00								
#	Executed Elements	Info	Base Value	GOE	J1	J2	J3	J4	J5	J6	J7	J8	J9	Scores of Panel	
1	2A		3.30	0.10	1	0	0	1	0	0	0	-	-	3.40	
2	3S+3T		8.30	0.14	1	0	1	0	0	0	0	-	-	8.44	
3	CCoSp3p2		2.50	0.00	1	0	0	-2	0	0	0	-	-	2.50	
4	3Lz<	!	4.62	x -2.10	-3	-3	-3	-3	-3	-3	-3	-	-	2.52	
5	FCSp3		2.80	-0.18	-1	1	-1	-2	0	0	-1	-	-	2.62	
6	StSq2		2.60	0.10	0	1	0	1	0	0	0	-	-	2.70	
7	CSSp1V1		1.30	0.02	1	1	-1	-1	1	-1	-1	-	-	1.32	
			25.42										23.50		
Program Components			Factor												
Skating Skills			1.00	5.75	5.25	4.75	5.00	4.75	4.75	4.50	-	-	-	-	4.90
Transitions / Linking Footwork / Movement			1.00	5.50	4.75	4.50	4.75	4.00	4.75	4.00	-	-	-	-	4.55
Performance / Execution			1.00	5.50	5.25	4.75	5.00	4.50	4.75	4.25	-	-	-	-	4.85
Choreography / Composition			1.00	5.50	5.00	4.50	4.75	4.50	4.50	4.00	-	-	-	-	4.65
Interpretation			1.00	5.75	5.25	4.50	5.00	4.50	4.50	4.25	-	-	-	-	4.75
Judges Total Program Component Score (factored)															23.70
Deductions:			Falls:	-1.00									-1.00		

Rank	Name	CC	Starting Number	Total Segment Score	Total Element Score	Program Component Score (factored)	Total Deductions								
26	PARRY-EVANS Charles	GBR	26	45.35	24.15	22.20	-1.00								
#	Executed Elements	Info	Base Value	GOE	J1	J2	J3	J4	J5	J6	J7	J8	J9	Scores of Panel	
1	3T+3T		8.20	-2.10	-3	-2	-3	-3	-3	-3	-3	-	-	6.10	
2	3Lo		5.10	-0.42	0	-1	-1	-1	0	0	-2	-	-	4.68	
3	CCSp3		2.80	-0.06	0	0	0	0	0	-1	-1	-	-	2.74	
4	2A		3.63	x -0.70	-1	-1	-1	-2	-1	-2	-2	-	-	2.93	
5	CCoSp3p2		2.50	0.00	1	0	0	0	0	0	0	-	-	2.50	
6	StSq2		2.60	0.00	0	0	-1	0	0	0	0	-	-	2.60	
7	FSSp3		2.60	0.00	1	0	0	0	0	0	0	-	-	2.60	
			27.43										24.15		
Program Components			Factor												
Skating Skills			1.00	4.75	5.00	4.50	5.00	4.25	4.50	4.50	-	-	-	-	4.65
Transitions / Linking Footwork / Movement			1.00	4.25	4.50	4.25	4.75	3.75	4.00	4.00	-	-	-	-	4.20
Performance / Execution			1.00	4.50	4.75	4.25	5.00	4.25	4.00	4.25	-	-	-	-	4.40
Choreography / Composition			1.00	4.50	5.50	4.25	5.00	4.00	4.25	4.25	-	-	-	-	4.45
Interpretation			1.00	4.50	5.00	4.50	4.75	4.00	4.25	4.50	-	-	-	-	4.50
Judges Total Program Component Score (factored)															22.20
Deductions:			Falls:	-1.00									-1.00		



Judges Details Per Skater

Rank	Name	CC	Starting Number	Total Segment Score	Total Element Score	Program Score (factored)	Total Deductions								
27	PAPP Bela	FIN	29	44.82	22.37	25.45	-3.00								
#	Executed Elements	Info	Base Value	GOE	J1	J2	J3	J4	J5	J6	J7	J8	J9	Scores of Panel	
1	3T+3T		8.20	-1.40	-2	-2	-1	-2	-2	-2	-2	-	-	6.80	
2	FCSp3		2.80	0.00	0	0	0	0	0	0	-1	-	-	2.80	
3	3F<	<	3.70	-2.10	-3	-3	-3	-3	-3	-3	-3	-	-	1.60	
4	2A		3.63	x -1.50	-3	-3	-3	-3	-3	-3	-3	-	-	2.13	
5	CSSp2		2.30	0.24	1	1	-1	0	1	-1	1	-	-	2.54	
6	StSq2		2.60	0.10	1	0	0	0	1	0	0	-	-	2.70	
7	CCoSp3p4		3.50	0.30	1	1	0	0	1	0	1	-	-	3.80	
26.73														22.37	
Program Components				Factor											
Skating Skills				1.00	5.25	6.50	5.00	5.00	5.25	5.00	5.75	-	-	-	5.25
Transitions / Linking Footwork / Movement				1.00	5.00	5.50	4.75	4.75	5.00	4.75	5.00	-	-	-	4.90
Performance / Execution				1.00	5.25	4.75	4.50	5.00	5.00	5.00	5.25	-	-	-	5.00
Choreography / Composition				1.00	5.50	5.50	5.00	4.75	5.25	5.25	5.25	-	-	-	5.25
Interpretation				1.00	5.50	4.75	4.75	5.00	5.00	5.00	5.50	-	-	-	5.05
Judges Total Program Component Score (factored)															25.45
Deductions:				Time violation:	-1.00	Falls:							-2.00	-3.00	

Rank	Name	CC	Starting Number	Total Segment Score	Total Element Score	Program Score (factored)	Total Deductions								
28	KARPUK Anton	BLR	17	43.61	19.96	23.65	0.00								
#	Executed Elements	Info	Base Value	GOE	J1	J2	J3	J4	J5	J6	J7	J8	J9	Scores of Panel	
1	2A		3.30	0.00	0	0	0	0	0	0	0	-	-	3.30	
2	2Lz*	*	0.00	0.00	-	-	-	-	-	-	-	-	-	0.00	
3	FCSp1		1.90	-0.06	1	0	0	-1	0	0	-1	-	-	1.84	
4	3F+2T	!	6.60	-0.98	-1	-1	-2	-1	-2	-1	-2	-	-	5.62	
5	CCoSp3p4		3.50	0.00	1	0	0	0	0	0	0	-	-	3.50	
6	StSq2		2.60	0.20	1	0	0	1	0	0	1	-	-	2.80	
7	CSSp3		2.60	0.30	1	1	0	1	1	0	-1	-	-	2.90	
20.50														19.96	
Program Components				Factor											
Skating Skills				1.00	4.50	5.00	4.75	5.00	4.50	4.75	6.00	-	-	-	4.80
Transitions / Linking Footwork / Movement				1.00	4.25	4.50	4.50	4.75	4.00	4.50	5.50	-	-	-	4.50
Performance / Execution				1.00	4.50	4.75	4.75	5.00	4.50	4.75	6.25	-	-	-	4.75
Choreography / Composition				1.00	4.50	5.25	4.50	5.00	4.75	4.75	6.00	-	-	-	4.85
Interpretation				1.00	4.50	5.25	4.25	5.00	4.50	4.50	6.25	-	-	-	4.75
Judges Total Program Component Score (factored)															23.65
Deductions:														0.00	



Judges Details Per Skater

Rank	Name	CC	Starting Number	Total Segment Score	Total Element Score	Program Component Score (factored)	Total Deductions								
29	DEMIRBOGA Ali	TUR	12	41.86	19.21	22.65	0.00								
#	Executed Elements	Info	Base Value	GOE	J1	J2	J3	J4	J5	J6	J7	J8	J9	Scores of Panel	
1	2Lz*	*	0.00	0.00	-	-	-	-	-	-	-	-	-	0.00	
2	3T+2T		5.40	0.00	0	0	0	0	0	0	0	-	-	5.40	
3	FCSp2		2.30	-0.18	0	-1	-1	-2	0	0	-1	-	-	2.12	
4	CSSp3		2.60	-0.06	1	0	-1	-1	0	0	0	-	-	2.54	
5	2A		3.63 x	0.00	1	0	0	0	0	0	0	-	-	3.63	
6	StSq2		2.60	0.10	1	0	0	0	1	0	-1	-	-	2.70	
7	CCoSp3p3		3.00	-0.18	1	-1	-1	-2	0	0	-1	-	-	2.82	
			19.53										19.21		
Program Components			Factor												
Skating Skills			1.00	4.75	4.50	4.50	4.50	4.75	4.75	4.75	-	-	-	-	4.65
Transitions / Linking Footwork / Movement			1.00	4.50	4.25	4.00	4.25	4.50	4.50	4.50	-	-	-	-	4.40
Performance / Execution			1.00	4.75	4.25	4.25	4.50	4.75	4.75	4.25	-	-	-	-	4.50
Choreography / Composition			1.00	4.75	4.75	4.00	4.25	4.75	4.75	4.25	-	-	-	-	4.55
Interpretation			1.00	4.75	4.50	4.00	4.50	4.50	4.50	4.75	-	-	-	-	4.55
Judges Total Program Component Score (factored)														22.65	
Deductions:														0.00	

LEGEND

GOE	Grade of Execution	x	Credit for highlight distribution, base value multiplied by 1.1	!	Not clear edge
*	Invalid element	e	Wrong edge		
<	Under-rotated jump	<<	Downgraded jump		



Start List With Times

Start Time	Finish Time	Starting Number	Name	CC	Current Rank	Current Score
16:45:00	16:52:00		Warm-Up Group 1			
16:52:30	17:00:40	1	FORGO Kristof	HUN	24	46.89
17:00:40	17:08:50	2	LEUNG Kwun Hung	HKG	23	47.84
17:08:50	17:17:00	3	ARTAN Engin Ali	TUR	19	51.52
17:17:00	17:25:10	4	MONTOYA Felipe	ESP	21	49.32
17:25:10	17:33:20	5	IONIAN Mario-Rafael	AUT	22	48.27
17:33:20	17:41:30	6	RAKIMGALIEV Abzal	KAZ	20	50.91
17:41:30	17:48:30		Warm-Up Group 2			
17:49:00	17:57:10	7	BJORK Marcus	SWE	18	53.10
17:57:10	18:05:20	8	KOLL Manuel	AUT	15	54.74
18:05:20	18:13:30	9	VIRTANEN Valtter	FIN	13	55.23
18:13:30	18:21:40	10	KVITELASHVILI Moris	RUS	14	55.07
18:21:40	18:29:50	11	SPIEGL Ondrej	SWE	16	54.22
18:29:50	18:38:00	12	ZANDRON Maurizio	ITA	17	54.13
18:38:00	18:53:00		Resurfacing of the Ice			
18:53:00	19:00:00		Warm-Up Group 3			
19:00:30	19:08:40	13	PONSART Romain	FRA	9	59.15
19:08:40	19:16:50	14	HINO Ryuju	JPN	11	58.92
19:16:50	19:25:00	15	LAM Ronald	HKG	7	65.20
19:25:00	19:33:10	16	WALKER Stephane	SUI	10	59.00
19:33:10	19:41:20	17	LIU Jiaxing	CHN	8	61.18
19:41:20	19:49:30	18	KASKA Pavel	CZE	12	56.44
19:49:30	19:56:30		Warm-Up Group 4			
19:57:00	20:05:10	19	SONG Nan	CHN	3	73.48
20:05:10	20:13:20	20	LIEBERS Peter	GER	4	73.23
20:13:20	20:21:30	21	KOZUKA Takahiko	JPN	1	77.15
20:21:30	20:29:40	22	GORSHKOV Gordei	RUS	5	66.31
20:29:40	20:37:50	23	GACHINSKI Artur	RUS	2	73.78
20:37:50	20:46:00	24	RAYA Javier	ESP	6	65.89

NOTE

This time schedule is based on the timing intervals listed below, but is subject to change:


Resurfacing: 15:00

Warm-Up: 6:00

Duration of Skating: 4:30 +/- 10 seconds

Judging First: 3:10

Judging Last: 3:10

Timing and Results provided by  TISSOT



Planned Program Content

1 FORGO Kristof			HUN		Current Rank:	24
Coach: Z. Kulcsar, Z. Toth			Music: Heart Cry by Drezh, To Build a Home			
Element Number	Name	Description	Element Number	Name	Description	
1	3F	Triple Flip	8	3T	Triple Toeloop	
2	3Lz	Triple Lutz	9	2A	Double Axel	
3	3Lo+2T	Triple Loop+Double Toeloop	10	2A	Double Axel	
4	FCSp	Fly. Camel Spin	11	CCoSp	Change Foot Combination Spin	
5	StSq	Step Sequence	12	ChSq	Choreo Sequence	
6	3F	Triple Flip	13	CSSp	Change Foot Sit Spin	
7	3T+2T	Triple Toeloop+Double Toeloop				
2 LEUNG Kwun Hung			HKG		Current Rank:	23
Coach: Craig Thomas Heath			Music: Crimson Tide, La Valse D'Amelie			
Element Number	Name	Description	Element Number	Name	Description	
1	2A	Double Axel	8	FCCoSp	Fly. Change Foot Comb. Spin	
2	3T+3T	Triple Toeloop+Triple Toeloop	9	2A+2T+2Lo	Double Axel+Double Toeloop+Double Loop	
3	3S	Triple Salchow	10	2F	Double Flip	
4	StSq	Step Sequence	11	2Lz	Double Lutz	
5	FSSp	Fly. Sit Spin	12	ChSq	Choreo Sequence	
6	3Lo	Triple Loop	13	CCoSp	Change Foot Combination Spin	
7	3S+2T	Triple Salchow+Double Toeloop				
3 ARTAN Engin Ali			TUR		Current Rank:	19
Coach: Gamze Iyiis Guener			Music: Otonal by Raul di Blasio			
Element Number	Name	Description	Element Number	Name	Description	
1	3A+2T	Triple Axel+Double Toeloop	8	ChSq	Choreo Sequence	
2	3A	Triple Axel	9	3S	Triple Salchow	
3	3Lz	Triple Lutz	10	3T	Triple Toeloop	
4	StSq	Step Sequence	11	CSSp	Change Foot Sit Spin	
5	3Lo+2T	Triple Loop+Double Toeloop	12	2A	Double Axel	
6	3T+2Lo+2Lo	Triple Toeloop+Double Loop+Double Loop	13	CCoSp	Change Foot Combination Spin	
7	FCSp	Fly. Camel Spin				
4 MONTOYA Felipe			ESP		Current Rank:	21
Coach: Jordi Lafarga			Music: Pagliacci			
Element Number	Name	Description	Element Number	Name	Description	
1	3T+3T	Triple Toeloop+Triple Toeloop	8	3Lz+2T	Triple Lutz+Double Toeloop	
2	3A	Triple Axel	9	CCoSp	Change Foot Combination Spin	
3	3Lz+2T+2Lo	Triple Lutz+Double Toeloop+Double Loop	10	ChSq	Choreo Sequence	
4	CSSp	Change Foot Sit Spin	11	3F	Triple Flip	
5	StSq	Step Sequence	12	2A	Double Axel	
6	3S	Triple Salchow	13	CCSp	Change Foot Camel Spin	
7	3Lo	Triple Loop				



Planned Program Content

5 IONIAN Mario-Rafael			AUT		Current Rank: 22	
Coach: Elena Romanova						
Music: Vabank (soundtrack)						
Element Number	Name	Description	Element Number	Name	Description	
1	3Lz	Triple Lutz	8	3S+2T	Triple Salchow+Double Toeloop	
2	3Lo	Triple Loop	9	3T+2T	Triple Toeloop+Double Toeloop	
3	3T	Triple Toeloop	10	2A	Double Axel	
4	3S	Triple Salchow	11	FSSp	Fly. Sit Spin	
5	FCCoSp	Fly. Change Foot Comb. Spin	12	ChSq	Choreo Sequence	
6	StSq	Step Sequence	13	CCoSp	Change Foot Combination Spin	
7	2A+1Lo+2S	Double Axel+Single Loop+Double Salchow				
6 RAKIMGALIEV Abzal			KAZ		Current Rank: 20	
Coach: Nikolai Morozov						
Music: Once Upon a Time in America (soundtrack)						
Element Number	Name	Description	Element Number	Name	Description	
1	3S	Triple Salchow	8	3Lo	Triple Loop	
2	3F	Triple Flip	9	3T+2A	Triple Toeloop+Double Axel	
3	3A	Triple Axel	10	2A	Double Axel	
4	FCSp	Fly. Camel Spin	11	ChSq	Choreo Sequence	
5	StSq	Step Sequence	12	CCoSp	Change Foot Combination Spin	
6	3A+2T	Triple Axel+Double Toeloop	13	CSSp	Change Foot Sit Spin	
7	3S+1Lo+2S	Triple Salchow+Single Loop+Double Salchow				
7 BJORK Marcus			SWE		Current Rank: 18	
Coach: L. Vince, E. Magnusson						
Music: Puss in Boots (OST) by Henry Jackman						
Element Number	Name	Description	Element Number	Name	Description	
1	3Lz+3T	Triple Lutz+Triple Toeloop	8	StSq	Step Sequence	
2	3A	Triple Axel	9	3A	Triple Axel	
3	3T+2T+2Lo	Triple Toeloop+Double Toeloop+Double Loop	10	2A	Double Axel	
4	3Lo	Triple Loop	11	ChSq	Choreo Sequence	
5	CCoSp	Change Foot Combination Spin	12	FCSp	Fly. Camel Spin	
6	3Lz	Triple Lutz	13	CSSp	Change Foot Sit Spin	
7	3S+2T	Triple Salchow+Double Toeloop				
8 KOLL Manuel			AUT		Current Rank: 15	
Coach: Ursula Koll, Claudia Koll						
Music: Man With a Harmonica by E. Morricone						
Element Number	Name	Description	Element Number	Name	Description	
1	3Lz+3T	Triple Lutz+Triple Toeloop	8	3S	Triple Salchow	
2	3Lz+2T+2Lo	Triple Lutz+Double Toeloop+Double Loop	9	3Lo	Triple Loop	
3	3T	Triple Toeloop	10	2A+2T	Double Axel+Double Toeloop	
4	2A	Double Axel	11	FCSp	Fly. Camel Spin	
5	StSq	Step Sequence	12	ChSq	Choreo Sequence	
6	CCoSp	Change Foot Combination Spin	13	CCoSp	Change Foot Combination Spin	
7	3F	Triple Flip				



Planned Program Content

9 VIRTANEN Valtter			FIN		Current Rank:	13
Coach: Karel Fajfr, Frank Dehne						
Music: Alexander (soundtrack) by Vangelis						
Element Number	Name	Description	Element Number	Name	Description	
1	3T+2T	Triple Toeloop+Double Toeloop	8	3S+2T	Triple Salchow+Double Toeloop	
2	2A	Double Axel	9	3S	Triple Salchow	
3	3Lz	Triple Lutz	10	CCoSp	Change Foot Combination Spin	
4	3Lo	Triple Loop	11	ChSq	Choreo Sequence	
5	FCSp	Fly. Camel Spin	12	2A	Double Axel	
6	StSq	Step Sequence	13	FCCoSp	Fly. Change Foot Comb. Spin	
7	3T+1Lo+2S	Triple Toeloop+Single Loop+Double Salchow				
10 KVITELASHVILI Moris			RUS		Current Rank:	14
Coach: E. Tutberidze, S. Dudakov						
Music: Blues Medley						
Element Number	Name	Description	Element Number	Name	Description	
1	3A	Triple Axel	8	3F	Triple Flip	
2	4T+3T	Quad Toeloop+Triple Toeloop	9	3Lo+1Lo+2S	Triple Loop+Single Loop+Double Salchow	
3	4S	Quad Salchow	10	3S	Triple Salchow	
4	CCoSp	Change Foot Combination Spin	11	FCSp	Fly. Camel Spin	
5	StSq	Step Sequence	12	ChSq	Choreo Sequence	
6	4T	Quad Toeloop	13	CSSp	Change Foot Sit Spin	
7	3F+2T	Triple Flip+Double Toeloop				
11 SPIEGL Ondrej			SWE		Current Rank:	16
Coach: Alan Spiegl						
Music: Craig Armstrong Medley, Grenade						
Element Number	Name	Description	Element Number	Name	Description	
1	3A	Triple Axel	8	2A	Double Axel	
2	3Lz+2T	Triple Lutz+Double Toeloop	9	StSq	Step Sequence	
3	3Lo	Triple Loop	10	FCSp	Fly. Camel Spin	
4	CCoSp	Change Foot Combination Spin	11	3T	Triple Toeloop	
5	3S+1Lo+2S	Triple Salchow+Single Loop+Double Salchow	12	ChSq	Choreo Sequence	
6	3Lz	Triple Lutz	13	CSSp	Change Foot Sit Spin	
7	3S+2T	Triple Salchow+Double Toeloop				
12 ZANDRON Maurizio			ITA		Current Rank:	17
Coach: Cristina Mauri						
Music: The Artist (OST) by Ludovic Bource						
Element Number	Name	Description	Element Number	Name	Description	
1	3A	Triple Axel	8	3Lo	Triple Loop	
2	3S+3T	Triple Salchow+Triple Toeloop	9	2A	Double Axel	
3	3Lo+2T+2Lo	Triple Loop+Double Toeloop+Double Loop	10	ChSq	Choreo Sequence	
4	FSSp	Fly. Sit Spin	11	2A	Double Axel	
5	StSq	Step Sequence	12	3S	Triple Salchow	
6	FCCoSp	Fly. Change Foot Comb. Spin	13	CCoSp	Change Foot Combination Spin	
7	3Lz+2T	Triple Lutz+Double Toeloop				



Planned Program Content

13 PONSART Romain			FRA		Current Rank: 9	
Coach: A. Dumont, C. Glaise						
Music: Inception (soundtrack) by Hans Zimmer						
Element Number	Name	Description	Element Number	Name	Description	
1	3A	Triple Axel	8	3Lo	Triple Loop	
2	3Lz	Triple Lutz	9	2A	Double Axel	
3	3Lz+2T	Triple Lutz+Double Toeloop	10	FCSp	Fly. Camel Spin	
4	CSSp	Change Foot Sit Spin	11	3S+2T+2Lo	Triple Salchow+Double Toeloop+Double Loop	
5	StSq	Step Sequence	12	CCoSp	Change Foot Combination Spin	
6	3S	Triple Salchow	13	ChSq	Choreo Sequence	
7	3F+3T	Triple Flip+Triple Toeloop				
14 HINO Ryuju			JPN		Current Rank: 11	
Coach: Hiroshi Nagakubo						
Music: King Arthur (soundtrack) by Hans Zimmer						
Element Number	Name	Description	Element Number	Name	Description	
1	4T	Quad Toeloop	8	3S	Triple Salchow	
2	3A+3T	Triple Axel+Triple Toeloop	9	3F	Triple Flip	
3	3Lz+2T	Triple Lutz+Double Toeloop	10	3Lz+2T+2Lo	Triple Lutz+Double Toeloop+Double Loop	
4	3Lo	Triple Loop	11	CSSp	Change Foot Sit Spin	
5	StSq	Step Sequence	12	ChSq	Choreo Sequence	
6	CCoSp	Change Foot Combination Spin	13	FCCoSp	Fly. Change Foot Comb. Spin	
7	3A	Triple Axel				
15 LAM Ronald			HKG		Current Rank: 7	
Coach: Bruno Delmaestro						
Music: The Phantom of the Opera (soundtrack)						
Element Number	Name	Description	Element Number	Name	Description	
1	4T	Quad Toeloop	8	3Lz+3T+2T	Triple Lutz+Triple Toeloop+Double Toeloop	
2	3A	Triple Axel	9	StSq	Step Sequence	
3	3F	Triple Flip	10	3S+2T	Triple Salchow+Double Toeloop	
4	FSSp	Fly. Sit Spin	11	2A	Double Axel	
5	FCCoSp	Fly. Change Foot Comb. Spin	12	ChSq	Choreo Sequence	
6	3Lz+3T	Triple Lutz+Triple Toeloop	13	CCoSp	Change Foot Combination Spin	
7	3Lo	Triple Loop				
16 WALKER Stephane			SUI		Current Rank: 10	
Coach: Myriam Loriol-Oberwiler						
Music: Piano Concerto No. 21, Andante by Mozart						
Element Number	Name	Description	Element Number	Name	Description	
1	3A	Triple Axel	8	3F	Triple Flip	
2	3Lo	Triple Loop	9	ChSq	Choreo Sequence	
3	3Lo+2T+2T	Triple Loop+Double Toeloop+Double Toeloop	10	3S	Triple Salchow	
4	FCSp	Fly. Camel Spin	11	3Lz	Triple Lutz	
5	3Lz+3T	Triple Lutz+Triple Toeloop	12	2A+2A+SEQ	Double Axel+Double Axel+SEQ	
6	CCoSp	Change Foot Combination Spin	13	FCCoSp	Fly. Combination Spin	
7	StSq	Step Sequence				



Planned Program Content

17 LIU Jiaying			CHN		Current Rank: 8	
Coach: Lijie Yu						
Music: Terracotta Warrior by Shigeru Umebayashi						
Element Number	Name	Description	Element Number	Name	Description	
1	3Lz+2T	Triple Lutz+Double Toeloop	8	3S	Triple Salchow	
2	3F	Triple Flip	9	3F+2T+2Lo	Triple Flip+Double Toeloop+Double Loop	
3	3Lo	Triple Loop	10	2A	Double Axel	
4	FCSp	Fly. Camel Spin	11	ChSq	Choreo Sequence	
5	StSq	Step Sequence	12	2A	Double Axel	
6	CSSp	Change Foot Sit Spin	13	CCoSp	Change Foot Combination Spin	
7	3Lz+2T	Triple Lutz+Double Toeloop				
18 KASKA Pavel			CZE		Current Rank: 12	
Coach: Vlasta Koprivova						
Music: New World Concerto by Antonin Dvorak						
Element Number	Name	Description	Element Number	Name	Description	
1	2A	Double Axel	8	3T+3T+2T	Triple Toeloop+Triple Toeloop+Double Toeloop	
2	2Lz	Double Lutz	9	2A	Double Axel	
3	3F	Triple Flip	10	3S+2T	Triple Salchow+Double Toeloop	
4	3Lo+2T	Triple Loop+Double Toeloop	11	CCoSp	Change Foot Combination Spin	
5	StSq	Step Sequence	12	ChSq	Choreo Sequence	
6	FSSp	Fly. Sit Spin	13	CCSp	Change Foot Camel Spin	
7	3Lo	Triple Loop				
19 SONG Nan			CHN		Current Rank: 3	
Coach: Wei Li						
Music: Sarabande Suite by Yoav Goren						
Element Number	Name	Description	Element Number	Name	Description	
1	4T+3T	Quad Toeloop+Triple Toeloop	8	3Lo	Triple Loop	
2	4T	Quad Toeloop	9	3Lz+2Lo+2T	Triple Lutz+Double Loop+Double Toeloop	
3	2A	Double Axel	10	StSq	Step Sequence	
4	FCCoSp	Fly. Change Foot Comb. Spin	11	3S	Triple Salchow	
5	CSSp	Change Foot Sit Spin	12	ChSq	Choreo Sequence	
6	3A+2T	Triple Axel+Double Toeloop	13	CCoSp	Change Foot Combination Spin	
7	3A	Triple Axel				
20 LIEBERS Peter			GER		Current Rank: 4	
Coach: Viola Striegler						
Music: Who Wants to Live Forever by D. Garrett						
Element Number	Name	Description	Element Number	Name	Description	
1	4T	Quad Toeloop	8	3F	Triple Flip	
2	3A+3T	Triple Axel+Triple Toeloop	9	3Lo	Triple Loop	
3	3Lz	Triple Lutz	10	FCCoSp	Fly. Change Foot Comb. Spin	
4	StSq	Step Sequence	11	2A	Double Axel	
5	3A+2T	Triple Axel+Double Toeloop	12	ChSq	Choreo Sequence	
6	3Lz+1Lo+3S	Triple Lutz+Single Loop+Triple Salchow	13	CCoSp	Change Foot Combination Spin	
7	FSSp	Fly. Sit Spin				



Planned Program Content

21 KOZUKA Takahiko			JPN		Current Rank:	1
Coach: Nobuo Sato, Yuka Sato						
Music: Io Ci Saro by Andrea Boccelli						
Element Number	Name	Description	Element Number	Name	Description	
1	4T	Quad Toeloop	8	3F	Triple Flip	
2	3Lz+2T	Triple Lutz+Double Toeloop	9	3Lo	Triple Loop	
3	3A	Triple Axel	10	3S	Triple Salchow	
4	FSSp	Fly. Sit Spin	11	FCCoSp	Fly. Change Foot Comb. Spin	
5	StSq	Step Sequence	12	ChSq	Choreo Sequence	
6	3A+2T+2Lo	Triple Axel+Double Toeloop+Double Loop	13	CCoSp	Change Foot Combination Spin	
7	3Lz+3T	Triple Lutz+Triple Toeloop				
22 GORSHKOV Gordei			RUS		Current Rank:	5
Coach: E. Rukavitsin, V. Molotov						
Music: Moonlight Sonata by Beethoven						
Element Number	Name	Description	Element Number	Name	Description	
1	3F	Triple Flip	8	3Lo	Triple Loop	
2	3A+2T	Triple Axel+Double Toeloop	9	3Lz	Triple Lutz	
3	3A	Triple Axel	10	ChSq	Choreo Sequence	
4	FCSp	Fly. Camel Spin	11	2A	Double Axel	
5	StSq	Step Sequence	12	CCoSp	Change Foot Combination Spin	
6	3Lz+3T	Triple Lutz+Triple Toeloop	13	FCCoSp	Fly. Change Foot Comb. Spin	
7	3S+2T+2Lo	Triple Salchow+Double Toeloop+Double Loop				
23 GACHINSKI Artur			RUS		Current Rank:	2
Coach: T. Tarasova, A. Uspenski						
Music: Rhapsody on a Theme of Paganini						
Element Number	Name	Description	Element Number	Name	Description	
1	4S	Quad Salchow	8	3Lo	Triple Loop	
2	4T+3T	Quad Toeloop+Triple Toeloop	9	CCSp	Change Foot Camel Spin	
3	3A	Triple Axel	10	StSq	Step Sequence	
4	FCSp	Fly. Camel Spin	11	ChSq	Choreo Sequence	
5	3Lz	Triple Lutz	12	2A	Double Axel	
6	3A+2T	Triple Axel+Double Toeloop	13	CCoSp	Change Foot Combination Spin	
7	3F+2T	Triple Flip+Double Toeloop				
24 RAYA Javier			ESP		Current Rank:	6
Coach: Jordi Lafarga						
Music: West Side Story by Leonard Bernstein						
Element Number	Name	Description	Element Number	Name	Description	
1	3A+2T	Triple Axel+Double Toeloop	8	ChSq	Choreo Sequence	
2	3F+3T	Triple Flip+Triple Toeloop	9	FCSp	Fly. Camel Spin	
3	3A	Triple Axel	10	3S	Triple Salchow	
4	3Lz	Triple Lutz	11	StSq	Step Sequence	
5	CSSp	Change Foot Sit Spin	12	2A	Double Axel	
6	3F	Triple Flip	13	CCoSp	Change Foot Combination Spin	
7	3Lz	Triple Lutz				



Technical Panel and Panel of Judges

Technical Panel

Function

Name

Technical Controller	TAUCHMANOVA Vera	ISU
Technical Specialist	ROSSOUKHI-SCHNEIDER Evelyn	ISU
Assistant Technical Specialist	KUZNETSOV Alexander	ISU

Panel of Judges

Function

Name

Referee	BARBACCI LEVY Diana	ISU
Judge No.1	VIKARNE-HOMOLYA Zsuzsanna	HUN
Judge No.2	PLESNIKOVA Zuzana	CZE
Judge No.3	ORTEGA HERNANDEZ Adriana	ESP
Judge No.4	CHOW Edward Ka-Yin	HKG
Judge No.5	GUSKOV Yuri	KAZ
Judge No.6	YOSHIZAWA Akira	JPN
Judge No.7	BIGNARDI Elisabetta	ITA

Data / Replay Operators

Function

Name

Data Operator	GRAGLIA Flavia	ISU
Replay Operator	WALDVOGEL Michael	ISU



Segment Results

Rank	Name	CC	Total Segment Score
1	LIEBERS Peter	GER	150.51
2	GACHINSKI Artur	RUS	142.81
3	KOZUKA Takahiko	JPN	140.55
4	KVITELASHVILI Moris	RUS	138.27
5	GORSHKOV Gordei	RUS	136.85
6	SONG Nan	CHN	135.93
7	LAM Ronald	HKG	131.37
8	HINO Ryuju	JPN	127.38
9	PONSART Romain	FRA	123.58
10	LIU Jiaxing	CHN	120.80
11	KASKA Pavel	CZE	117.43
12	WALKER Stephane	SUI	114.65
13	RAYA Javier	ESP	114.37
14	SPIEGL Ondrej	SWE	112.56
15	RAKIMGALIEV Abzal	KAZ	110.61
16	VIRTANEN Valtter	FIN	110.18
17	BJORK Marcus	SWE	105.33
18	IONIAN Mario-Rafael	AUT	103.06
19	FORGO Kristof	HUN	101.87
20	ZANDRON Maurizio	ITA	100.09
21	MONTOYA Felipe	ESP	96.60
22	ARTAN Engin Ali	TUR	93.24
23	KOLL Manuel	AUT	82.28
24	LEUNG Kwun Hung	HKG	71.85

BARBACCI LEVY Diana, ISU
Referee

TAUCHMANOVA Vera, ISU
Technical Controller



Results Details

Rk	Name	CC	Total Segment Score	Total Element Score	Factored Total Component Score	Unfactored Program Component Scores					Total Deductions
						Skating Skills	Transitions /Linking Footwork	Performance /Execution	Choreography /Composition	Interpretation	
1	LIEBERS Peter	GER	150.51	76.81	73.70	7.35	7.20	7.45	7.35	7.50	0.00
2	GACHINSKI Artur	RUS	142.81	66.81	77.00	7.80	7.40	7.75	7.75	7.80	-1.00
3	KOZUKA Takahiko	JPN	140.55	62.05	80.50	8.35	7.85	7.80	8.15	8.10	-2.00
4	KVITELASHVILI Moris	RUS	138.27	72.97	66.30	6.75	6.25	6.80	6.60	6.75	-1.00
5	GORSHKOV Gordei	RUS	136.85	69.95	66.90	6.75	6.50	6.90	6.65	6.65	0.00
6	SONG Nan	CHN	135.93	68.93	67.00	6.90	6.30	6.65	6.80	6.85	0.00
7	LAM Ronald	HKG	131.37	69.97	64.40	6.65	6.30	6.40	6.40	6.45	-3.00
8	HINO Ryuju	JPN	127.38	66.68	61.70	6.45	5.90	6.20	6.20	6.10	-1.00
9	PONSART Romain	FRA	123.58	59.48	65.10	6.60	6.10	6.55	6.55	6.75	-1.00
10	LIU Jiaying	CHN	120.80	57.10	63.70	6.65	5.95	6.25	6.60	6.40	0.00
11	KASKA Pavel	CZE	117.43	59.63	58.80	6.20	5.30	5.95	5.90	6.05	-1.00
12	WALKER Stephane	SUI	114.65	52.05	63.60	6.35	6.05	6.30	6.50	6.60	-1.00
13	RAYA Javier	ESP	114.37	52.77	63.60	6.45	6.10	6.40	6.40	6.45	-2.00
14	SPIEGL Ondrej	SWE	112.56	55.06	58.50	6.05	5.55	5.90	5.85	5.90	-1.00
15	RAKIMGALIEV Abzal	KAZ	110.61	56.31	56.30	5.85	5.25	5.60	5.65	5.80	-2.00
16	VIRTANEN Valtter	FIN	110.18	54.28	55.90	5.85	5.30	5.60	5.60	5.60	0.00
17	BJORK Marcus	SWE	105.33	52.83	54.50	5.65	5.20	5.45	5.45	5.50	-2.00
18	IONIAN Mario-Rafael	AUT	103.06	51.96	51.10	5.20	4.75	5.35	5.10	5.15	0.00
19	FORGO Kristof	HUN	101.87	51.27	50.60	5.25	4.85	5.05	5.15	5.00	0.00
20	ZANDRON Maurizio	ITA	100.09	47.79	54.30	5.40	5.30	5.30	5.55	5.60	-2.00
21	MONTOYA Felipe	ESP	96.60	46.00	51.60	5.25	5.00	5.05	5.25	5.25	-1.00
22	ARTAN Engin Ali	TUR	93.24	48.64	45.60	4.90	4.30	4.40	4.65	4.55	-1.00
23	KOLL Manuel	AUT	82.28	34.28	49.00	5.10	4.65	4.80	5.00	4.95	-1.00
24	LEUNG Kwun Hung	HKG	71.85	28.75	45.10	4.60	4.40	4.30	4.60	4.65	-2.00

LEGEND

Rk Rank



Judges Details Per Skater

Rank	Name	CC	Starting Number	Total Segment Score	Total Element Score	Program Component Score (factored)	Total Deductions							
1	LIEBERS Peter	GER	20	150.51	76.81	73.70	0.00							
#	Executed Elements	Info	Base Value	GOE	J1	J2	J3	J4	J5	J6	J7	J8	J9	Scores of Panel
1	3T		4.10	0.70	1	1	1	1	1	2	1	-	-	4.80
2	3A+1T		8.90	-1.00	-1	-1	-1	-1	0	-1	-1	-	-	7.90
3	3Lz		6.00	0.70	1	1	1	1	1	1	1	-	-	6.70
4	StSq4		3.90	0.84	2	1	1	1	1	1	2	-	-	4.74
5	3A		9.35 x	1.80	2	2	2	1	1	2	2	-	-	11.15
6	3Lz+1Lo+3S		11.77 x	0.70	1	1	1	1	1	1	1	-	-	12.47
7	FSSp4		3.00	0.40	1	0	0	2	1	1	1	-	-	3.40
8	3F		5.83 x	0.42	0	0	0	1	1	1	1	-	-	6.25
9	3Lo		5.61 x	0.56	1	0	0	1	1	1	1	-	-	6.17
10	FCCoSp3p3		3.00	0.10	0	0	0	1	1	0	0	-	-	3.10
11	2A		3.63 x	0.50	1	1	1	1	0	1	2	-	-	4.13
12	ChSq1		2.00	0.70	1	1	1	1	1	1	1	-	-	2.70
13	CCoSp3p3		3.00	0.30	0	0	1	1	1	1	0	-	-	3.30
				70.09										76.81
Program Components				Factor										
Skating Skills				2.00	7.25	7.50	7.25	7.00	7.50	7.25	7.50	-	-	7.35
Transitions / Linking Footwork / Movement				2.00	7.25	7.25	7.00	7.50	7.25	7.00	7.25	-	-	7.20
Performance / Execution				2.00	7.50	7.50	7.75	7.25	7.75	7.25	6.75	-	-	7.45
Choreography / Composition				2.00	7.50	7.50	7.25	7.25	7.50	7.25	7.00	-	-	7.35
Interpretation				2.00	7.75	7.50	7.75	7.00	7.50	7.25	7.50	-	-	7.50
Judges Total Program Component Score (factored)														73.70
Deductions:														0.00

Rank	Name	CC	Starting Number	Total Segment Score	Total Element Score	Program Component Score (factored)	Total Deductions							
2	GACHINSKI Artur	RUS	23	142.81	66.81	77.00	-1.00							
#	Executed Elements	Info	Base Value	GOE	J1	J2	J3	J4	J5	J6	J7	J8	J9	Scores of Panel
1	4S		10.50	-1.00	-1	-1	-1	0	-1	-1	-1	-	-	9.50
2	4T		10.30	-3.00	-3	-3	-3	-3	-3	-3	-3	-	-	7.30
3	3A+SEQ		6.80	-1.80	-2	-2	-2	-1	-1	-2	-2	-	-	5.00
4	FCSp4		3.20	0.50	2	1	1	1	1	1	1	-	-	3.70
5	3Lz+2T		8.03 x	0.28	1	0	0	-1	0	1	1	-	-	8.31
6	3A		9.35 x	1.60	2	2	1	2	0	1	2	-	-	10.95
7	3Fe	e	4.07 x	-0.98	-1	-1	-2	-2	-1	-1	-2	-	-	3.09
8	3Lo		5.61 x	0.70	2	1	0	1	1	1	1	-	-	6.31
9	CSSp1V1		1.30	0.50	1	1	1	1	1	1	1	-	-	1.80
10	StSq3		3.30	0.90	2	1	1	2	2	2	2	-	-	4.20
11	ChSq1		2.00	0.56	2	0	0	1	1	1	1	-	-	2.56
12	2A		3.63 x	-0.50	-1	-1	-1	-1	0	-1	-1	-	-	3.13
13	CCoSp2pB		1.20	-0.24	-1	-1	-1	-1	0	0	-1	-	-	0.96
				69.29										66.81
Program Components				Factor										
Skating Skills				2.00	8.25	8.00	7.00	7.50	8.25	7.50	7.75	-	-	7.80
Transitions / Linking Footwork / Movement				2.00	7.50	7.75	6.25	7.00	8.00	7.00	7.75	-	-	7.40
Performance / Execution				2.00	8.25	8.00	6.50	7.75	8.25	7.50	7.25	-	-	7.75
Choreography / Composition				2.00	8.25	8.00	7.00	7.75	8.25	7.50	7.25	-	-	7.75
Interpretation				2.00	8.50	8.25	7.25	7.50	8.00	7.75	7.50	-	-	7.80
Judges Total Program Component Score (factored)														77.00
Deductions:				Falls: -1.00										-1.00



Judges Details Per Skater

Rank	Name	CC	Starting Number	Total Segment Score	Total Element Score	Program Component Score (factored)	Total Deductions								
3	KOZUKA Takahiko	JPN	21	140.55	62.05	80.50	-2.00								
#	Executed Elements	Info	Base Value	GOE	J1	J2	J3	J4	J5	J6	J7	J8	J9	Scores of Panel	
1	4T<	<	7.20	-3.00	-3	-3	-3	-3	-3	-3	-3	-	-	4.20	
2	2T		1.30	0.12	0	0	1	1	1	2	0	-	-	1.42	
3	3A		8.50	0.60	1	0	0	1	0	1	1	-	-	9.10	
4	FSSp4		3.00	0.70	1	1	1	2	2	2	1	-	-	3.70	
5	StSq4		3.90	1.26	2	1	2	2	2	3	1	-	-	5.16	
6	3A<<+REP	<<	2.54 x	-1.50	-3	-3	-3	-3	-3	-3	-3	-	-	1.04	
7	3Lz+3T		11.11 x	0.42	1	0	0	1	0	1	1	-	-	11.53	
8	3F	!	5.83 x	0.00	0	-1	0	0	0	0	0	-	-	5.83	
9	3Lo		5.61 x	0.56	1	0	1	1	0	2	1	-	-	6.17	
10	3S		4.62 x	-1.40	-2	-2	-2	-1	-2	-2	-2	-	-	3.22	
11	FCCoSp3p3		3.00	0.30	0	0	1	1	1	1	0	-	-	3.30	
12	ChSq1		2.00	0.98	2	0	1	2	1	2	1	-	-	2.98	
13	CCoSp3p4		3.50	0.90	2	1	1	2	2	3	2	-	-	4.40	
62.11														62.05	
Program Components				Factor											
Skating Skills				2.00	8.50	8.00	8.50	8.50	8.50	8.25	7.75	-	-		8.35
Transitions / Linking Footwork / Movement				2.00	7.75	7.75	7.75	8.00	8.00	8.00	7.00	-	-		7.85
Performance / Execution				2.00	8.00	7.50	7.50	8.25	8.00	8.00	6.75	-	-		7.80
Choreography / Composition				2.00	8.50	7.75	8.25	8.50	8.00	8.25	7.25	-	-		8.15
Interpretation				2.00	8.50	7.75	8.25	8.25	8.00	8.25	7.50	-	-		8.10
Judges Total Program Component Score (factored)														80.50	
Deductions:				Falls:	-2.00									-2.00	

Rank	Name	CC	Starting Number	Total Segment Score	Total Element Score	Program Component Score (factored)	Total Deductions								
4	KVITELASHVILI Moris	RUS	10	138.27	72.97	66.30	-1.00								
#	Executed Elements	Info	Base Value	GOE	J1	J2	J3	J4	J5	J6	J7	J8	J9	Scores of Panel	
1	1A		1.10	0.00	0	0	0	0	0	1	-1	-	-	1.10	
2	4T+2T		11.60	0.40	0	0	1	0	1	1	0	-	-	12.00	
3	4S		10.50	0.60	1	0	0	-1	1	1	1	-	-	11.10	
4	CCoSp3p4		3.50	0.30	0	0	0	1	1	1	1	-	-	3.80	
5	StSq3		3.30	0.70	1	1	1	1	2	2	2	-	-	4.00	
6	4T		11.33 x	-3.00	-3	-3	-3	-3	-3	-3	-3	-	-	8.33	
7	3F+3T		10.34 x	0.70	1	1	1	1	0	1	1	-	-	11.04	
8	3F		5.83 x	0.14	1	0	0	0	0	0	1	-	-	5.97	
9	2Lo+1Lo<<+2S	<<	3.41 x	-0.66	-2	-2	-2	-3	-2	-3	-1	-	-	2.75	
10	3S		4.62 x	0.42	1	0	0	0	1	1	1	-	-	5.04	
11	FCSp4		3.20	0.00	0	0	0	0	1	0	0	-	-	3.20	
12	ChSq1		2.00	0.84	1	0	1	1	2	1	2	-	-	2.84	
13	CSSp2V1		1.60	0.20	0	0	0	1	0	1	1	-	-	1.80	
72.33														72.97	
Program Components				Factor											
Skating Skills				2.00	6.50	6.50	6.75	6.50	7.00	7.50	7.00	-	-		6.75
Transitions / Linking Footwork / Movement				2.00	5.50	5.75	5.75	6.25	6.75	6.75	7.25	-	-		6.25
Performance / Execution				2.00	7.00	6.50	6.75	6.00	7.00	7.50	6.75	-	-		6.80
Choreography / Composition				2.00	6.00	6.25	6.25	6.25	7.25	7.25	7.00	-	-		6.60
Interpretation				2.00	6.25	6.25	6.75	6.25	7.25	7.25	7.25	-	-		6.75
Judges Total Program Component Score (factored)														66.30	
Deductions:				Falls:	-1.00									-1.00	



Judges Details Per Skater

Rank	Name	CC	Starting Number	Total Segment Score	Total Element Score	Program Component Score (factored)	Total Deductions
5	GORSHKOV Gordei	RUS	22	136.85	69.95	66.90	0.00

#	Executed Elements	Info	Base Value	GOE	J1	J2	J3	J4	J5	J6	J7	J8	J9	Scores of Panel
1	3Fe	e	3.70	-0.70	-1	-1	-1	0	-1	-1	-1	-	-	3.00
2	3A+2T		9.80	-1.00	0	-1	-1	-1	-1	-1	-1	-	-	8.80
3	3A		8.50	-0.20	0	0	0	0	0	-1	-1	-	-	8.30
4	StSq4		3.90	0.84	0	1	1	2	1	2	1	-	-	4.74
5	FCSp4		3.20	0.60	1	1	1	2	1	2	1	-	-	3.80
6	3Lz+3T		11.11 x	0.56	1	0	1	1	0	1	1	-	-	11.67
7	3S+2T+2Lo		8.03 x	0.00	0	0	0	0	0	1	0	-	-	8.03
8	3Lo		5.61 x	-0.14	0	0	0	-1	0	0	-1	-	-	5.47
9	2Lz		2.31 x	-0.12	0	0	0	-1	0	-1	-1	-	-	2.19
10	ChSq1		2.00	0.42	0	0	0	1	1	1	1	-	-	2.42
11	2A		3.63 x	-0.10	0	0	0	-1	0	0	-1	-	-	3.53
12	CCoSp3p4		3.50	0.60	0	1	1	2	1	2	1	-	-	4.10
13	FCCoSp3p4		3.50	0.40	0	0	1	1	2	1	1	-	-	3.90
68.79														

Program Components

Factor

Skating Skills	2.00	6.50	6.75	6.50	7.25	7.75	6.75	6.50	-	-	6.75
Transitions / Linking Footwork / Movement	2.00	6.25	6.50	6.00	7.00	7.50	6.50	6.25	-	-	6.50
Performance / Execution	2.00	6.75	6.75	6.50	7.50	7.75	7.00	6.00	-	-	6.90
Choreography / Composition	2.00	6.25	6.75	6.25	7.25	7.50	6.75	6.25	-	-	6.65
Interpretation	2.00	6.25	6.50	6.50	7.00	7.75	6.75	6.50	-	-	6.65

Judges Total Program Component Score (factored)

66.90

Deductions:

0.00

Rank	Name	CC	Starting Number	Total Segment Score	Total Element Score	Program Component Score (factored)	Total Deductions
6	SONG Nan	CHN	19	135.93	68.93	67.00	0.00

#	Executed Elements	Info	Base Value	GOE	J1	J2	J3	J4	J5	J6	J7	J8	J9	Scores of Panel
1	4T		10.30	-2.00	-2	-2	-2	-2	-2	-2	-2	-	-	8.30
2	3A+1T+1Lo		9.40	0.20	0	1	1	0	0	0	0	-	-	9.60
3	3Lo		5.10	0.00	0	0	0	0	0	1	0	-	-	5.10
4	FCCoSp3p4		3.50	0.50	1	1	1	1	1	1	1	-	-	4.00
5	CSSp4		3.00	0.40	0	0	1	1	1	1	1	-	-	3.40
6	3A		9.35 x	-1.00	-1	-1	-1	0	-1	-1	-1	-	-	8.35
7	3Lz		6.60 x	0.00	0	0	0	-1	0	0	0	-	-	6.60
8	3S		4.62 x	0.56	1	1	0	1	0	1	1	-	-	5.18
9	2Lz+2T		3.74 x	0.00	0	0	0	0	0	0	0	-	-	3.74
10	StSq3		3.30	0.70	1	1	1	2	2	1	2	-	-	4.00
11	2A+2T		5.06 x	0.10	0	0	1	0	0	1	0	-	-	5.16
12	ChSq1		2.00	0.70	1	0	1	1	1	1	1	-	-	2.70
13	CCoSp3p2		2.50	0.30	0	0	0	1	1	1	1	-	-	2.80
68.47														

Program Components

Factor

Skating Skills	2.00	6.75	6.75	6.75	6.00	7.25	7.00	7.25	-	-	6.90
Transitions / Linking Footwork / Movement	2.00	6.00	6.50	6.00	5.50	7.00	6.25	6.75	-	-	6.30
Performance / Execution	2.00	6.50	6.75	6.50	6.50	7.50	6.50	7.00	-	-	6.65
Choreography / Composition	2.00	6.75	6.75	7.25	6.25	7.50	6.50	6.75	-	-	6.80
Interpretation	2.00	6.75	6.75	7.00	6.25	7.50	6.75	7.00	-	-	6.85

Judges Total Program Component Score (factored)

67.00

Deductions:

0.00



Judges Details Per Skater

Rank	Name	CC	Starting Number	Total Segment Score	Total Element Score	Program Component Score (factored)	Total Deductions							
7	LAM Ronald	HKG	15	131.37	69.97	64.40	-3.00							
#	Executed Elements	Info	Base Value	GOE	J1	J2	J3	J4	J5	J6	J7	J8	J9	Scores of Panel
1	4T<	<	7.20	-3.00	-3	-3	-3	-3	-3	-3	-3	-	-	4.20
2	3A		8.50	1.00	0	1	2	1	1	1	1	-	-	9.50
3	3F		5.30	0.84	1	1	1	1	1	2	2	-	-	6.14
4	FSSp4		3.00	0.50	1	1	1	2	1	1	1	-	-	3.50
5	FCCoSp3p3		3.00	-0.30	-1	0	-1	-1	-1	-1	-2	-	-	2.70
6	3Lz+3T		11.11 x	0.70	1	1	1	1	0	1	1	-	-	11.81
7	3Lo		5.61 x	0.70	1	1	0	1	1	1	1	-	-	6.31
8	3Lz		6.60 x	-2.10	-3	-3	-3	-3	-3	-3	-3	-	-	4.50
9	StSq3		3.30	0.50	0	1	1	1	1	2	1	-	-	3.80
10	3S+2T		6.05 x	-0.42	-1	-1	0	-1	0	0	-1	-	-	5.63
11	ChSq1		2.00	0.14	0	0	0	1	0	1	-1	-	-	2.14
12	2A+3T		8.14 x	-2.10	-3	-3	-3	-3	1	-3	-3	-	-	6.04
13	CCoSp3p4		3.50	0.20	0	0	0	1	1	1	0	-	-	3.70
73.31													69.97	
Program Components			Factor											
Skating Skills			2.00	5.75	6.75	6.75	6.50	6.75	6.75	6.50	-	-	-	6.65
Transitions / Linking Footwork / Movement			2.00	5.50	6.50	7.25	6.50	6.25	6.25	6.00	-	-	-	6.30
Performance / Execution			2.00	6.00	6.50	7.00	6.25	6.50	6.50	6.25	-	-	-	6.40
Choreography / Composition			2.00	6.00	6.75	7.00	6.75	6.25	6.25	6.00	-	-	-	6.40
Interpretation			2.00	6.00	6.75	6.50	6.75	6.25	6.50	6.25	-	-	-	6.45
Judges Total Program Component Score (factored)														64.40
Deductions:			Falls:	-3.00									-3.00	

Rank	Name	CC	Starting Number	Total Segment Score	Total Element Score	Program Component Score (factored)	Total Deductions							
8	HINO Ryuju	JPN	14	127.38	66.68	61.70	-1.00							
#	Executed Elements	Info	Base Value	GOE	J1	J2	J3	J4	J5	J6	J7	J8	J9	Scores of Panel
1	3Fe	e	3.70	-2.10	-3	-2	-3	-3	-3	-3	-3	-	-	1.60
2	2A		3.30	0.50	1	0	1	2	1	2	0	-	-	3.80
3	3Lz+3T		10.10	0.70	1	1	0	1	1	1	1	-	-	10.80
4	3Lo		5.10	0.14	0	0	1	0	1	0	0	-	-	5.24
5	StSq3		3.30	0.20	0	0	0	1	1	1	0	-	-	3.50
6	CCoSp3p3		3.00	0.20	0	0	0	1	1	1	0	-	-	3.20
7	2A		3.63 x	0.00	0	0	0	0	0	1	0	-	-	3.63
8	3A		9.35 x	1.00	1	0	1	1	1	1	1	-	-	10.35
9	3A+2T		10.78 x	0.00	0	0	0	0	0	0	0	-	-	10.78
10	3Lz		6.60 x	-2.10	-3	-3	-3	-3	-3	-3	-3	-	-	4.50
11	CSSp3		2.60	0.40	0	0	1	1	1	1	1	-	-	3.00
12	ChSq1		2.00	0.28	0	0	0	1	1	1	0	-	-	2.28
13	FCCoSp3p4		3.50	0.50	1	1	1	1	1	1	2	-	-	4.00
66.96													66.68	
Program Components			Factor											
Skating Skills			2.00	6.50	6.50	6.50	6.25	6.50	6.25	6.75	-	-	-	6.45
Transitions / Linking Footwork / Movement			2.00	6.00	6.25	5.50	5.50	5.75	6.00	6.25	-	-	-	5.90
Performance / Execution			2.00	6.25	6.25	5.75	6.25	6.25	6.25	6.00	-	-	-	6.20
Choreography / Composition			2.00	6.00	6.25	6.25	6.25	6.00	6.50	6.25	-	-	-	6.20
Interpretation			2.00	6.00	6.25	5.25	6.00	6.00	6.25	6.75	-	-	-	6.10
Judges Total Program Component Score (factored)														61.70
Deductions:			Falls:	-1.00									-1.00	



Judges Details Per Skater

Rank	Name	CC	Starting Number	Total Segment Score	Total Element Score	Program Component Score (factored)	Total Deductions							
9	PONSART Romain	FRA	13	123.58	59.48	65.10	-1.00							
#	Executed Elements	Info	Base Value	GOE	J1	J2	J3	J4	J5	J6	J7	J8	J9	Scores of Panel
1	3A+2T		9.80	0.80	1	0	1	1	0	1	1	-	-	10.60
2	3A		8.50	-2.00	-2	-2	-2	-1	-2	-2	-2	-	-	6.50
3	3Lz		6.00	-2.10	-3	-3	-3	-3	-3	-3	-3	-	-	3.90
4	CSSp4		3.00	0.00	1	0	0	0	0	0	0	-	-	3.00
5	StSq3		3.30	0.50	1	1	0	1	1	1	1	-	-	3.80
6	2A		3.30	0.00	0	0	0	0	0	1	0	-	-	3.30
7	1Lz		0.66	x -0.02	0	0	0	-1	0	0	-1	-	-	0.64
8	3Lo		5.61	x 0.00	0	0	0	0	0	0	0	-	-	5.61
9	2A		3.63	x 0.10	1	0	0	0	0	1	0	-	-	3.73
10	FCSp4		3.20	0.30	1	0	0	0	1	1	1	-	-	3.50
11	3Fe+1Lo+3S	e	9.24	x -1.12	-1	-1	-2	-1	-2	-2	-2	-	-	8.12
12	CCoSp3p4		3.50	0.30	1	0	0	1	0	1	1	-	-	3.80
13	ChSq1		2.00	0.98	1	1	1	2	1	2	2	-	-	2.98
61.74													59.48	
Program Components			Factor											
Skating Skills			2.00	6.75	6.50	6.50	6.50	6.75	6.50	7.50	7.50	-	-	6.60
Transitions / Linking Footwork / Movement			2.00	6.50	6.25	5.75	5.75	6.25	6.00	6.25	-	-	6.10	
Performance / Execution			2.00	6.75	6.50	6.00	6.50	6.50	7.00	7.00	-	-	6.55	
Choreography / Composition			2.00	7.00	6.50	6.50	6.75	6.25	6.25	6.75	-	-	6.55	
Interpretation			2.00	7.00	6.50	6.75	7.00	6.25	6.50	7.25	-	-	6.75	
Judges Total Program Component Score (factored)													65.10	
Deductions:			Falls:	-1.00									-1.00	

Rank	Name	CC	Starting Number	Total Segment Score	Total Element Score	Program Component Score (factored)	Total Deductions							
10	LIU Jiaxing	CHN	17	120.80	57.10	63.70	0.00							
#	Executed Elements	Info	Base Value	GOE	J1	J2	J3	J4	J5	J6	J7	J8	J9	Scores of Panel
1	3Lz+3T		10.10	1.40	2	2	2	2	2	2	2	-	-	11.50
2	3F		5.30	0.56	1	1	1	0	0	1	1	-	-	5.86
3	3Lo		5.10	-1.12	-2	-2	-1	-2	-1	-2	-1	-	-	3.98
4	FCSp3		2.80	0.00	0	0	0	0	0	0	0	-	-	2.80
5	StSq3		3.30	0.80	2	1	1	2	2	2	1	-	-	4.10
6	CSSp4		3.00	0.10	0	0	1	1	-1	0	0	-	-	3.10
7	3Lz+2T+1Lo		8.58	x 0.56	1	1	1	1	0	1	0	-	-	9.14
8	3S		4.62	x -0.98	-1	-1	-1	-2	-2	-2	-1	-	-	3.64
9	3F+SEQ		4.66	x -1.26	-2	-2	-1	-2	-1	-2	-2	-	-	3.40
10	2A		3.63	x -0.60	-1	-1	0	-1	-2	-2	-1	-	-	3.03
11	ChSq1		2.00	0.28	1	0	0	0	1	0	1	-	-	2.28
12	2A		3.63	x -0.50	-1	-1	-1	-1	-1	-2	-1	-	-	3.13
13	CCoSp2p2		1.80	-0.66	-2	-2	-2	-3	-2	-2	-3	-	-	1.14
58.52													57.10	
Program Components			Factor											
Skating Skills			2.00	7.00	6.75	6.75	6.50	6.50	6.25	6.75	-	-	6.65	
Transitions / Linking Footwork / Movement			2.00	6.25	6.25	5.50	5.75	6.25	5.25	6.00	-	-	5.95	
Performance / Execution			2.00	6.75	6.50	6.00	6.25	6.50	6.00	6.00	-	-	6.25	
Choreography / Composition			2.00	6.75	6.75	6.75	6.50	6.50	6.00	6.50	-	-	6.60	
Interpretation			2.00	6.75	6.50	6.00	6.50	6.50	6.25	6.25	-	-	6.40	
Judges Total Program Component Score (factored)													63.70	
Deductions:													0.00	



Judges Details Per Skater

Rank	Name	CC	Starting Number	Total Segment Score	Total Element Score	Program Component Score (factored)	Total Deductions							
11	KASKA Pavel	CZE	18	117.43	59.63	58.80	-1.00							
#	Executed Elements	Info	Base Value	GOE	J1	J2	J3	J4	J5	J6	J7	J8	J9	Scores of Panel
1	2A		3.30	0.50	1	1	1	2	0	1	1	-	-	3.80
2	3Lz		6.00	0.28	1	1	0	0	0	1	0	-	-	6.28
3	3F	!	5.30	-2.10	-3	-3	-3	-3	-3	-3	-3	-	-	3.20
4	3Lo+2T		6.40	0.14	0	0	0	1	0	1	0	-	-	6.54
5	StSq3		3.30	0.30	0	1	0	1	1	1	0	-	-	3.60
6	FSSp4		3.00	0.70	2	1	2	2	1	1	1	-	-	3.70
7	3Lo		5.61	x -0.70	-1	-1	-2	-1	-1	-1	-1	-	-	4.91
8	3T+3T		9.02	x 0.42	0	1	0	1	0	1	1	-	-	9.44
9	2A+2T		5.06	x 0.20	1	0	0	0	0	1	1	-	-	5.26
10	3S		4.62	x 0.00	0	0	0	0	0	1	0	-	-	4.62
11	CCoSp3p3		3.00	0.00	0	0	0	0	0	0	0	-	-	3.00
12	ChSq1		2.00	0.28	1	0	0	0	1	1	0	-	-	2.28
13	CCSp3		2.80	0.20	0	1	0	0	1	1	0	-	-	3.00
59.41														59.63
Program Components				Factor										
Skating Skills				2.00	6.25	6.50	6.50	6.25	6.25	5.75	5.75	-	-	6.20
Transitions / Linking Footwork / Movement				2.00	5.75	6.25	4.75	4.50	5.50	5.25	5.25	-	-	5.30
Performance / Execution				2.00	6.25	6.50	5.50	6.50	6.00	5.50	5.50	-	-	5.95
Choreography / Composition				2.00	6.00	6.50	6.00	6.00	6.00	5.50	5.50	-	-	5.90
Interpretation				2.00	6.50	6.50	5.50	6.25	6.00	5.75	5.75	-	-	6.05
Judges Total Program Component Score (factored)														58.80
Deductions:				Falls:	-1.00									-1.00

Rank	Name	CC	Starting Number	Total Segment Score	Total Element Score	Program Component Score (factored)	Total Deductions							
12	WALKER Stephane	SUI	16	114.65	52.05	63.60	-1.00							
#	Executed Elements	Info	Base Value	GOE	J1	J2	J3	J4	J5	J6	J7	J8	J9	Scores of Panel
1	1A		1.10	0.00	0	0	0	0	0	0	0	-	-	1.10
2	3Lo		5.10	0.42	1	0	1	1	0	1	0	-	-	5.52
3	3F		5.30	-2.10	-3	-3	-3	-3	-3	-3	-3	-	-	3.20
4	FCSp4		3.20	0.70	1	1	1	2	1	2	2	-	-	3.90
5	3Lz		6.00	-0.70	-1	-1	-1	-1	-2	-1	-1	-	-	5.30
6	CCoSp3p4		3.50	0.50	0	1	1	1	1	1	1	-	-	4.00
7	StSq3		3.30	0.50	1	1	1	2	0	1	1	-	-	3.80
8	3Lo+2T+2Lo		9.02	x -0.84	-1	-1	-1	1	-2	-2	-1	-	-	8.18
9	ChSq1		2.00	0.28	1	0	0	1	1	0	0	-	-	2.28
10	3S		4.62	x -1.40	-2	-2	-2	-2	-2	-2	-2	-	-	3.22
11	3Lz+REP		4.62	x -1.68	-3	-2	-2	-3	-2	-2	-3	-	-	2.94
12	3T+2A+SEQ		6.51	x -0.70	-1	-1	-1	-1	-1	-1	-1	-	-	5.81
13	FCoSp3p3		2.50	0.30	0	0	1	1	0	2	1	-	-	2.80
56.77														52.05
Program Components				Factor										
Skating Skills				2.00	5.75	6.00	6.50	6.50	6.75	6.25	6.50	-	-	6.35
Transitions / Linking Footwork / Movement				2.00	6.00	5.75	5.50	6.25	6.25	6.00	6.25	-	-	6.05
Performance / Execution				2.00	6.00	6.25	5.50	6.50	6.50	6.25	7.25	-	-	6.30
Choreography / Composition				2.00	6.50	6.50	6.25	6.75	6.50	6.50	6.50	-	-	6.50
Interpretation				2.00	6.75	6.50	6.50	7.00	6.25	6.50	6.75	-	-	6.60
Judges Total Program Component Score (factored)														63.60
Deductions:				Falls:	-1.00									-1.00



Judges Details Per Skater

Rank	Name	CC	Starting Number	Total Segment Score	Total Element Score	Program Component Score (factored)	Total Deductions							
13	RAYA Javier	ESP	24	114.37	52.77	63.60	-2.00							
#	Executed Elements	Info	Base Value	GOE	J1	J2	J3	J4	J5	J6	J7	J8	J9	Scores of Panel
1	3A		8.50	-2.00	-2	-2	-2	-2	-2	-2	-2	-	-	6.50
2	3F+2T		6.60	0.42	0	1	1	0	1	1	0	-	-	7.02
3	3A<+REP	<	4.20	-2.80	-3	-2	-3	-3	-2	-3	-3	-	-	1.40
4	3Lz		6.00	-2.10	-3	-3	-3	-3	-3	-3	-3	-	-	3.90
5	CSSp3		2.60	0.50	0	0	2	1	1	2	1	-	-	3.10
6	3F		5.83	0.00	0	0	0	0	0	0	0	-	-	5.83
7	3T+2A+SEQ		6.51	-0.42	0	0	0	-1	-1	-1	-1	-	-	6.09
8	ChSq1		2.00	0.70	1	0	1	1	1	1	1	-	-	2.70
9	FCSp4		3.20	0.50	1	1	0	1	1	2	1	-	-	3.70
10	3S<	<	3.30	-2.10	-3	-3	-3	-3	-3	-3	-3	-	-	1.20
11	StSq3		3.30	0.60	2	1	1	1	1	2	1	-	-	3.90
12	2A		3.63	0.00	0	0	0	0	0	1	0	-	-	3.63
13	CCoSp3p4		3.50	0.30	0	1	0	1	1	2	0	-	-	3.80
59.17														52.77
Program Components				Factor										
Skating Skills				2.00	6.00	6.00	6.50	6.50	6.50	6.75	6.75	-	-	6.45
Transitions / Linking Footwork / Movement				2.00	5.75	5.75	6.00	6.50	6.00	6.50	6.25	-	-	6.10
Performance / Execution				2.00	6.00	6.25	6.00	6.75	6.50	6.75	6.50	-	-	6.40
Choreography / Composition				2.00	6.25	6.50	6.50	6.75	6.25	6.50	6.25	-	-	6.40
Interpretation				2.00	6.25	6.50	6.75	6.50	6.25	6.50	6.50	-	-	6.45
Judges Total Program Component Score (factored)														63.60
Deductions:				Falls:	-2.00									-2.00

Rank	Name	CC	Starting Number	Total Segment Score	Total Element Score	Program Component Score (factored)	Total Deductions							
14	SPIEGL Ondrej	SWE	11	112.56	55.06	58.50	-1.00							
#	Executed Elements	Info	Base Value	GOE	J1	J2	J3	J4	J5	J6	J7	J8	J9	Scores of Panel
1	3A		8.50	-2.80	-2	-3	-3	-3	-2	-3	-3	-	-	5.70
2	3Lz		6.00	-0.70	-1	-1	-1	-1	-2	-1	-1	-	-	5.30
3	3Lo		5.10	0.56	1	1	0	1	1	1	0	-	-	5.66
4	CCoSp2p3		2.10	0.00	0	0	-1	0	0	0	0	-	-	2.10
5	3S+2T		5.50	0.28	1	0	0	0	0	1	1	0	-	5.78
6	3S+1Lo+2S		6.00	0.14	0	0	0	0	0	1	1	-	-	6.14
7	3T+2T		5.94	0.00	0	0	0	0	0	0	0	-	-	5.94
8	2A		3.63	0.00	0	0	0	-1	0	0	0	-	-	3.63
9	StSq3		3.30	0.50	1	1	0	1	1	1	1	-	-	3.80
10	FCSp3		2.80	0.30	1	0	0	1	0	1	1	-	-	3.10
11	3T		4.51	-0.84	-1	-1	-2	-2	-1	-1	-1	-	-	3.67
12	ChSq1		2.00	0.84	1	1	1	2	1	2	0	-	-	2.84
13	CSSp1V1		1.30	0.10	0	0	1	-1	0	1	0	-	-	1.40
56.68														55.06
Program Components				Factor										
Skating Skills				2.00	6.25	6.00	6.25	6.25	6.00	5.50	5.75	-	-	6.05
Transitions / Linking Footwork / Movement				2.00	5.75	5.75	5.75	6.00	5.50	5.00	5.00	-	-	5.55
Performance / Execution				2.00	6.25	6.00	5.75	6.25	6.00	5.50	5.25	-	-	5.90
Choreography / Composition				2.00	6.00	6.00	6.25	6.25	5.75	5.25	5.00	-	-	5.85
Interpretation				2.00	6.00	6.00	6.00	6.50	6.00	5.50	5.25	-	-	5.90
Judges Total Program Component Score (factored)														58.50
Deductions:				Falls:	-1.00									-1.00



Judges Details Per Skater

Rank	Name	CC	Starting Number	Total Segment Score	Total Element Score	Program Component Score (factored)	Total Deductions							
15	RAKIMGALIEV Abzal	KAZ	6	110.61	56.31	56.30	-2.00							
#	Executed Elements	Info	Base Value	GOE	J1	J2	J3	J4	J5	J6	J7	J8	J9	Scores of Panel
1	4S<	<	7.40	-3.00	-3	-3	-3	-3	-3	-3	-3	-	-	4.40
2	3F		5.30	0.70	1	1	1	1	1	1	1	-	-	6.00
3	1A		1.10	-0.12	-1	-1	0	-2	0	0	-1	-	-	0.98
4	FCSp3		2.80	0.40	0	0	1	1	1	1	1	-	-	3.20
5	StSq3		3.30	0.40	1	0	1	1	1	1	0	-	-	3.70
6	3A+2T		10.78 x	0.20	0	0	1	0	0	1	0	-	-	10.98
7	3A		9.35 x	-1.20	-1	-1	-1	-2	0	-1	-2	-	-	8.15
8	3Lo		5.61 x	-1.40	-2	-2	-2	-2	-2	-2	-2	-	-	4.21
9	3T		4.51 x	-2.10	-3	-3	-3	-3	-3	-3	-3	-	-	2.41
10	3S		4.62 x	0.00	0	0	0	0	0	0	0	-	-	4.62
11	ChSq1		2.00	0.98	2	1	1	2	1	2	1	-	-	2.98
12	CCoSp3p3		3.00	0.40	1	0	1	1	1	1	0	-	-	3.40
13	CSSp1V1		1.30	-0.02	0	-1	-1	0	2	1	-1	-	-	1.28
61.07														56.31
Program Components				Factor										
Skating Skills				2.00	5.75	5.50	6.25	6.00	6.25	5.75	5.25	-	-	5.85
Transitions / Linking Footwork / Movement				2.00	5.25	5.25	5.25	5.25	6.00	5.25	4.75	-	-	5.25
Performance / Execution				2.00	5.50	5.25	5.50	6.25	5.75	5.75	5.50	-	-	5.60
Choreography / Composition				2.00	5.50	5.50	5.50	6.00	6.25	5.75	5.00	-	-	5.65
Interpretation				2.00	5.50	5.50	6.00	6.25	6.25	5.75	5.25	-	-	5.80
Judges Total Program Component Score (factored)														56.30
Deductions:				Falls:	-2.00									-2.00

Rank	Name	CC	Starting Number	Total Segment Score	Total Element Score	Program Component Score (factored)	Total Deductions							
16	VIRTANEN Valtter	FIN	9	110.18	54.28	55.90	0.00							
#	Executed Elements	Info	Base Value	GOE	J1	J2	J3	J4	J5	J6	J7	J8	J9	Scores of Panel
1	3T+2T		5.40	0.84	1	1	1	2	1	2	1	-	-	6.24
2	2A		3.30	-0.70	-1	-2	-2	-2	-1	-1	-1	-	-	2.60
3	3Lz		6.00	0.00	0	0	1	0	0	0	0	-	-	6.00
4	3Lo		5.10	0.56	1	1	0	1	0	1	1	-	-	5.66
5	FCSp4		3.20	0.70	2	1	2	2	1	1	1	-	-	3.90
6	StSq3		3.30	0.60	2	1	1	1	1	2	1	-	-	3.90
7	3T+1Lo+2S		6.49 x	0.00	0	0	0	0	0	1	0	-	-	6.49
8	3S		4.62 x	-1.40	-2	-2	-2	-2	-2	-2	-2	-	-	3.22
9	2S+2T		2.86 x	0.00	0	0	0	-1	0	0	0	-	-	2.86
10	CCoSp3p4		3.50	0.00	0	0	0	0	0	1	0	-	-	3.50
11	ChSq1		2.00	0.28	1	0	0	0	1	1	0	-	-	2.28
12	2A		3.63 x	0.00	0	0	0	0	0	0	1	-	-	3.63
13	FCCoSp3p4		3.50	0.50	1	1	1	1	0	2	1	-	-	4.00
52.90														54.28
Program Components				Factor										
Skating Skills				2.00	6.00	6.00	6.25	5.75	5.50	5.50	6.00	-	-	5.85
Transitions / Linking Footwork / Movement				2.00	5.50	5.75	5.50	5.50	5.00	5.00	5.00	-	-	5.30
Performance / Execution				2.00	6.00	5.75	5.50	5.75	5.50	5.50	5.25	-	-	5.60
Choreography / Composition				2.00	5.75	5.75	6.25	5.75	5.25	5.25	5.50	-	-	5.60
Interpretation				2.00	6.00	5.75	5.50	5.50	5.25	5.50	5.75	-	-	5.60
Judges Total Program Component Score (factored)														55.90
Deductions:														0.00



Judges Details Per Skater

Rank	Name	CC	Starting Number	Total Segment Score	Total Element Score	Program Component Score (factored)	Total Deductions							
17	BJORK Marcus	SWE	7	105.33	52.83	54.50	-2.00							
#	Executed Elements	Info	Base Value	GOE	J1	J2	J3	J4	J5	J6	J7	J8	J9	Scores of Panel
1	3Lz+3T		10.10	0.42	0	0	0	1	1	1	1	-	-	10.52
2	3A<	<	6.00	-3.00	-3	-3	-3	-3	-3	-3	-3	-	-	3.00
3	3T+2T		5.40	0.14	0	0	0	1	0	1	0	-	-	5.54
4	3Lo		5.10	0.28	1	0	0	0	0	1	1	-	-	5.38
5	CCoSp2p2		1.80	0.00	1	0	0	0	0	0	0	-	-	1.80
6	3Lz		6.00	0.70	1	1	1	1	1	1	1	-	-	6.70
7	3S		4.62	x -2.10	-3	-3	-3	-3	-3	-3	-3	-	-	2.52
8	StSq2		2.60	-0.30	0	-1	-1	-1	0	0	-1	-	-	2.30
9	2A+2T		5.06	x 0.00	0	0	0	0	0	0	0	-	-	5.06
10	2A		3.63	x -1.00	-2	-2	-2	-2	-2	-2	-2	-	-	2.63
11	ChSq1		2.00	0.56	1	0	1	1	1	1	0	-	-	2.56
12	FCSp2		2.30	0.10	0	0	0	0	0	1	1	-	-	2.40
13	CSSp3		2.60	-0.18	0	0	-1	-1	0	-1	-1	-	-	2.42
57.21														52.83
Program Components				Factor										
Skating Skills				2.00	6.00	5.50	6.25	6.00	5.25	5.25	5.50	-	-	5.65
Transitions / Linking Footwork / Movement				2.00	5.25	5.25	5.50	5.50	5.00	5.00	5.00	-	-	5.20
Performance / Execution				2.00	5.75	5.50	5.25	5.75	5.25	5.50	5.25	-	-	5.45
Choreography / Composition				2.00	5.50	5.50	6.00	5.75	5.00	5.25	5.25	-	-	5.45
Interpretation				2.00	5.75	5.50	5.50	5.50	5.00	5.50	5.50	-	-	5.50
Judges Total Program Component Score (factored)														54.50
Deductions:				Falls:	-2.00									-2.00

Rank	Name	CC	Starting Number	Total Segment Score	Total Element Score	Program Component Score (factored)	Total Deductions							
18	IONIAN Mario-Rafael	AUT	5	103.06	51.96	51.10	0.00							
#	Executed Elements	Info	Base Value	GOE	J1	J2	J3	J4	J5	J6	J7	J8	J9	Scores of Panel
1	2Lz		2.10	0.00	0	0	0	0	-1	0	0	-	-	2.10
2	3Lo		5.10	0.00	0	0	0	0	0	1	0	-	-	5.10
3	3T		4.10	0.56	1	0	0	1	1	1	1	-	-	4.66
4	3S		4.20	0.00	0	0	0	0	0	0	0	-	-	4.20
5	FCCoSp3p4		3.50	0.10	0	0	0	1	1	0	0	-	-	3.60
6	StSq3		3.30	0.50	1	0	1	1	1	1	1	-	-	3.80
7	2A+1Lo<+2S	<	5.50	x -0.50	-1	-1	-1	-1	-1	0	-1	-	-	5.00
8	3S+2T		6.05	x 0.00	0	0	0	0	0	1	0	-	-	6.05
9	3T+2T		5.94	x 0.00	0	0	0	0	0	1	0	-	-	5.94
10	2A		3.63	x 0.00	0	0	1	0	0	0	0	-	-	3.63
11	FCSSp3		2.60	0.00	0	0	0	0	0	0	0	-	-	2.60
12	ChSq1		2.00	0.28	0	0	1	1	0	1	0	-	-	2.28
13	CCoSp3p3		3.00	0.00	0	0	0	0	-1	0	0	-	-	3.00
51.02														51.96
Program Components				Factor										
Skating Skills				2.00	5.00	5.00	5.50	5.50	5.25	4.75	5.25	-	-	5.20
Transitions / Linking Footwork / Movement				2.00	4.75	4.75	5.00	4.50	5.00	4.50	4.75	-	-	4.75
Performance / Execution				2.00	5.50	5.25	5.50	5.50	5.50	5.00	5.00	-	-	5.35
Choreography / Composition				2.00	5.25	5.25	5.00	5.50	5.25	4.75	4.75	-	-	5.10
Interpretation				2.00	5.00	5.25	5.25	5.25	5.25	5.00	5.00	-	-	5.15
Judges Total Program Component Score (factored)														51.10
Deductions:													0.00	



Judges Details Per Skater

Rank	Name	CC	Starting Number	Total Segment Score	Total Element Score	Program Component Score (factored)	Total Deductions																	
19	FORGO Kristof	HUN	1	101.87	51.27	50.60	0.00																	
#	Executed Elements	Info	Base Value	GOE	J1	J2	J3	J4	J5	J6	J7	J8	J9	Scores of Panel										
1	3F+2T		6.60	0.70	1	1	1	1	1	1	1	-	-	7.30										
2	2F		1.90	0.00	0	0	0	0	0	0	-1	-	-	1.90										
3	3Lo		5.10	0.00	0	0	0	0	0	0	0	-	-	5.10										
4	FCSp4		3.20	0.50	1	0	1	1	1	1	1	-	-	3.70										
5	StSq3		3.30	0.00	0	0	0	0	1	0	0	-	-	3.30										
6	3T+2T		5.94 x	0.14	1	0	0	0	0	1	0	-	-	6.08										
7	3T		4.51 x	0.28	0	1	1	0	0	0	1	-	-	4.79										
8	2A		3.63 x	0.00	1	0	0	0	0	0	0	-	-	3.63										
9	1Lz		0.66 x	-0.20	-2	-2	-2	-3	-2	-2	-1	-	-	0.46										
10	2A+1Lo+2S		5.61 x	0.00	0	0	0	0	0	0	0	-	-	5.61										
11	CCoSp3p4		3.50	0.50	1	1	0	1	1	1	1	-	-	4.00										
12	ChSq1		2.00	0.00	1	0	0	0	0	0	0	-	-	2.00										
13	CSSp4		3.00	0.40	1	0	1	1	0	1	1	-	-	3.40										
48.95														51.27										
Program Components														Factor										
Skating Skills														2.00	5.50	5.50	5.00	5.25	5.25	4.75	5.25	-	-	5.25
Transitions / Linking Footwork / Movement														2.00	5.00	5.00	4.75	5.00	4.75	4.25	4.75	-	-	4.85
Performance / Execution														2.00	5.50	5.25	4.50	5.25	5.25	4.75	4.75	-	-	5.05
Choreography / Composition														2.00	5.25	5.25	5.25	5.25	5.00	4.50	5.00	-	-	5.15
Interpretation														2.00	5.25	5.25	4.75	4.75	5.00	4.75	5.25	-	-	5.00
Judges Total Program Component Score (factored)																								50.60
Deductions:																								0.00

Rank	Name	CC	Starting Number	Total Segment Score	Total Element Score	Program Component Score (factored)	Total Deductions																	
20	ZANDRON Maurizio	ITA	12	100.09	47.79	54.30	-2.00																	
#	Executed Elements	Info	Base Value	GOE	J1	J2	J3	J4	J5	J6	J7	J8	J9	Scores of Panel										
1	3A		8.50	-2.40	-2	-3	-2	-3	-2	-3	-2	-	-	6.10										
2	3S+3T		8.30	-2.10	-3	-3	-3	-3	-3	-3	-3	-	-	6.20										
3	3Lo		5.10	0.00	0	0	0	0	0	0	0	-	-	5.10										
4	FSSp3		2.60	0.20	0	0	1	1	1	0	0	-	-	2.80										
5	StSq3		3.30	0.50	1	0	0	2	1	1	2	-	-	3.80										
6	FCCoSp3p4		3.50	0.00	0	0	0	0	0	1	0	-	-	3.50										
7	3Lz		6.60 x	-1.82	-3	-3	-3	-3	-2	-2	-2	-	-	4.78										
8	3Lo+REP		3.93 x	-2.10	-3	-3	-3	-3	-3	-3	-3	-	-	1.83										
9	2A		3.63 x	-0.60	-1	-1	-2	-2	-1	-1	-1	-	-	3.03										
10	ChSq1		2.00	0.28	0	0	0	1	1	0	2	-	-	2.28										
11	2A		3.63 x	-0.20	-1	0	0	-1	0	-1	0	-	-	3.43										
12	3S		4.62 x	-0.70	-1	-1	-1	-1	-1	-1	-1	-	-	3.92										
13	CCoSp2pB		1.20	-0.18	-1	-1	0	0	-1	0	-1	-	-	1.02										
56.91														47.79										
Program Components														Factor										
Skating Skills														2.00	5.00	5.00	5.50	5.75	5.25	5.50	6.75	-	-	5.40
Transitions / Linking Footwork / Movement														2.00	5.00	5.00	5.75	5.50	5.00	5.25	6.25	-	-	5.30
Performance / Execution														2.00	4.75	5.00	5.00	6.25	5.00	5.25	6.50	-	-	5.30
Choreography / Composition														2.00	5.25	5.25	6.00	6.00	5.00	5.25	6.50	-	-	5.55
Interpretation														2.00	5.25	5.00	6.25	6.00	5.00	5.50	6.75	-	-	5.60
Judges Total Program Component Score (factored)																								54.30
Deductions:																								-2.00



Judges Details Per Skater

Rank	Name	CC	Starting Number	Total Segment Score	Total Element Score	Program Component Score (factored)	Total Deductions							
21	MONTOYA Felipe	ESP	4	96.60	46.00	51.60	-1.00							
#	Executed Elements	Info	Base Value	GOE	J1	J2	J3	J4	J5	J6	J7	J8	J9	Scores of Panel
1	3T+3T<	<	7.10	-0.84	-1	-1	-1	-2	-1	-1	-2	-	-	6.26
2	2A		3.30	-1.50	-3	-3	-3	-3	-3	-3	-3	-	-	1.80
3	3Lz+2T		7.30	0.00	0	0	0	0	0	1	-1	-	-	7.30
4	FCSp3		2.80	0.10	0	0	1	0	1	0	0	-	-	2.90
5	StSq3		3.30	0.40	1	1	0	0	1	1	1	-	-	3.70
6	3S		4.62	x 0.00	0	0	0	0	0	1	0	-	-	4.62
7	3Lo<	<	3.96	x -0.70	-1	-1	-1	-1	-1	-1	-1	-	-	3.26
8	3Lz+2T<	<	7.59	x -0.70	-1	0	-1	-1	-1	-1	-2	-	-	6.89
9	CSSp3		2.60	0.00	0	0	0	0	0	0	0	-	-	2.60
10	ChSq1		2.00	0.28	1	1	1	0	0	0	0	-	-	2.28
11	1Fe	e	0.44	x -0.20	-2	-1	-2	-2	-2	-2	-2	-	-	0.24
12	1A		1.21	x 0.00	0	0	0	0	0	0	0	-	-	1.21
13	CCoSp3p3		3.00	-0.06	1	0	0	0	-1	0	-1	-	-	2.94
49.22														46.00
Program Components				Factor										
Skating Skills				2.00	5.25	5.25	5.50	5.25	5.25	5.25	5.25	-	-	5.25
Transitions / Linking Footwork / Movement				2.00	5.00	5.00	5.00	4.50	5.00	5.00	5.00	-	-	5.00
Performance / Execution				2.00	5.00	5.50	5.00	5.00	5.00	5.25	5.00	-	-	5.05
Choreography / Composition				2.00	5.50	5.50	5.25	5.25	5.00	5.25	5.00	-	-	5.25
Interpretation				2.00	5.50	5.25	5.50	4.75	5.00	5.25	5.25	-	-	5.25
Judges Total Program Component Score (factored)														51.60
Deductions:				Falls:	-1.00									-1.00

Rank	Name	CC	Starting Number	Total Segment Score	Total Element Score	Program Component Score (factored)	Total Deductions							
22	ARTAN Engin Ali	TUR	3	93.24	48.64	45.60	-1.00							
#	Executed Elements	Info	Base Value	GOE	J1	J2	J3	J4	J5	J6	J7	J8	J9	Scores of Panel
1	3A		8.50	-2.00	-2	-2	-2	-3	-2	-2	-2	-	-	6.50
2	3Lz	!	6.00	-1.96	-3	-2	-3	-3	-2	-3	-3	-	-	4.04
3	3Lo		5.10	-2.10	-3	-3	-3	-3	-3	-3	-3	-	-	3.00
4	2A+1Lo		3.80	0.00	0	0	0	0	0	0	0	-	-	3.80
5	StSq2		2.60	-0.10	0	0	-1	0	0	0	-1	-	-	2.50
6	3Lo+2T		7.04	x 0.00	0	0	0	0	0	0	0	-	-	7.04
7	3T+3T		9.02	x -1.40	-2	-2	-2	-2	-1	-2	-2	-	-	7.62
8	FCSp2		2.30	-0.54	-2	-1	-3	-1	-2	-2	-2	-	-	1.76
9	ChSq1		2.00	0.00	0	0	0	0	0	0	0	-	-	2.00
10	3S		4.62	x 0.00	0	0	0	0	0	0	0	-	-	4.62
11	2A*+2T*	*	0.00	x 0.00	-	-	-	-	-	-	-	-	-	0.00
12	CCoSp3p4		3.50	0.20	0	0	1	1	0	1	0	-	-	3.70
13	CSSp2		2.30	-0.24	0	-1	-1	-2	-1	0	-1	-	-	2.06
56.78														48.64
Program Components				Factor										
Skating Skills				2.00	5.25	5.00	5.25	4.75	4.75	4.75	4.75	-	-	4.90
Transitions / Linking Footwork / Movement				2.00	4.75	4.50	4.50	4.00	4.25	4.25	4.00	-	-	4.30
Performance / Execution				2.00	4.75	4.50	4.25	4.25	4.50	4.50	4.25	-	-	4.40
Choreography / Composition				2.00	5.00	5.00	4.75	4.50	4.50	4.50	4.00	-	-	4.65
Interpretation				2.00	5.00	5.00	4.50	4.25	4.50	4.50	4.25	-	-	4.55
Judges Total Program Component Score (factored)														45.60
Deductions:				Falls:	-1.00									-1.00



Judges Details Per Skater

Rank	Name	CC	Starting Number	Total Segment Score	Total Element Score	Program Component Score (factored)	Total Deductions							
23	KOLL Manuel	AUT	8	82.28	34.28	49.00	-1.00							
#	Executed Elements	Info	Base Value	GOE	J1	J2	J3	J4	J5	J6	J7	J8	J9	Scores of Panel
1	3Lz<<	<<	2.10	-0.90	-3	-3	-2	-3	-3	-3	-3	-	-	1.20
2	3Lz+2T<<	<<	6.40	-1.40	-2	-2	-1	-2	-3	-2	-2	-	-	5.00
3	2T+3T<	<	4.30	-2.10	-3	-3	-3	-3	-3	-3	-3	-	-	2.20
4	StSq3		3.30	0.20	0	0	0	1	1	1	0	-	-	3.50
5	CCoSp3p3		3.00	0.10	0	0	0	0	1	1	0	-	-	3.10
6	2T*	*	0.00	x 0.00	-	-	-	-	-	-	-	-	-	0.00
7	3S		4.62	x 0.00	0	0	0	-1	0	1	0	-	-	4.62
8	2A+1Lo+1F		4.73	x -0.80	-2	-1	-1	-2	-2	-2	-1	-	-	3.93
9	2A		3.63	x 0.00	0	0	0	-1	0	0	0	-	-	3.63
10	FCSp1		1.90	-0.12	-1	0	-1	0	0	-1	0	-	-	1.78
11	1Lz		0.66	x -0.02	0	0	0	-1	0	0	-1	-	-	0.64
12	ChSq1		2.00	0.14	0	0	0	0	1	1	-1	-	-	2.14
13	CSSp3		2.60	-0.06	-1	0	0	0	0	0	-1	-	-	2.54
39.24													34.28	
Program Components				Factor										
Skating Skills				2.00	4.75	4.75	5.75	5.00	5.25	5.00	5.50	-	-	5.10
Transitions / Linking Footwork / Movement				2.00	4.25	4.50	4.75	4.75	4.75	4.50	4.75	-	-	4.65
Performance / Execution				2.00	4.50	4.75	5.00	5.00	4.75	5.00	4.50	-	-	4.80
Choreography / Composition				2.00	4.75	5.00	5.25	5.25	5.00	5.00	4.75	-	-	5.00
Interpretation				2.00	4.50	4.75	5.50	4.75	5.00	5.25	5.00	-	-	4.95
Judges Total Program Component Score (factored)														49.00
Deductions:				Falls:	-1.00									-1.00

Rank	Name	CC	Starting Number	Total Segment Score	Total Element Score	Program Component Score (factored)	Total Deductions							
24	LEUNG Kwun Hung	HKG	2	71.85	28.75	45.10	-2.00							
#	Executed Elements	Info	Base Value	GOE	J1	J2	J3	J4	J5	J6	J7	J8	J9	Scores of Panel
1	2A		3.30	0.00	0	0	0	0	0	0	0	-	-	3.30
2	3T		4.10	-2.10	-3	-3	-3	-3	-3	-3	-3	-	-	2.00
3	3S		4.20	-1.40	-2	-2	-2	-2	-2	-2	-2	-	-	2.80
4	StSq2		2.60	0.00	0	0	0	0	0	0	0	-	-	2.60
5	FSSp4		3.00	0.10	0	0	0	1	0	1	0	-	-	3.10
6	1Lo		0.55	x -0.08	-1	-1	0	-2	0	-1	-1	-	-	0.47
7	3Lo<<	<<	1.98	x -0.90	-3	-3	-3	-3	-3	-3	-3	-	-	1.08
8	FCCoSp3p2		2.50	-0.12	0	-1	-1	-1	0	0	0	-	-	2.38
9	1A+2T		2.64	x -0.08	0	0	0	-1	-1	0	-1	-	-	2.56
10	2F		2.09	x 0.00	0	0	0	0	0	1	0	-	-	2.09
11	2Lz		2.31	x 0.12	0	0	1	1	0	1	0	-	-	2.43
12	ChSq1		2.00	0.00	0	0	0	0	1	0	-1	-	-	2.00
13	CCoSp3p1		2.00	-0.06	0	0	0	-1	-1	0	0	-	-	1.94
33.27													28.75	
Program Components				Factor										
Skating Skills				2.00	4.50	4.75	4.50	4.50	4.75	4.50	5.00	-	-	4.60
Transitions / Linking Footwork / Movement				2.00	4.50	4.50	5.00	4.00	4.50	4.25	4.25	-	-	4.40
Performance / Execution				2.00	4.00	4.50	4.00	4.50	4.50	4.25	4.25	-	-	4.30
Choreography / Composition				2.00	4.50	4.50	4.75	4.75	4.75	4.50	4.50	-	-	4.60
Interpretation				2.00	4.50	4.75	4.75	4.25	4.75	4.50	4.75	-	-	4.65
Judges Total Program Component Score (factored)														45.10
Deductions:				Falls:	-2.00									-2.00

LEGEND

GOE	Grade of Execution	x	Credit for highlight distribution, base value multiplied by 1.1	!	Not clear edge
*	Invalid element	e	Wrong edge		
<	Under-rotated jump	<<	Downgraded jump		



WINTER
UNIVERSIADE
GRANADA 2015



RESULT BOOK

FIGURE SKATING

Pairs



Protocol Head Page

	5 FEB 2015	15:20	Short Program
	6 FEB 2015	20:00	Free Skating

Size of Skating Area	:	30m*60m
Ice Conditions	:	very good
Number of Entries	:	6
Number of Participants	:	6

Entry Withdrawn	:	
-----------------	---	--

Short Program			
Duration	:	2:50	Max.
Program Component Factors	:	Skating Skills	0.80
		Transitions/Linking Footwork/Movement	0.80
		Performance/Execution	0.80
		Choreography/Composition	0.80
		Interpretation	0.80

Free Skating			
Duration	:	4:30	+/- 10 seconds
Program Component Factors	:	Skating Skills	1.60
		Transitions/Linking Footwork/Movement	1.60
		Performance/Execution	1.60
		Choreography/Composition	1.60
		Interpretation	1.60



Entry List By Event


As of TUE 03 FEB 2015

Sequence	Name	Date of Birth	CC	ISU World Standings	
				Rank	Points
1	PALIAKOVA Maria / BOCHKOV Nikita	28 AUG 1992 / 16 MAY 1991	BLR	0	0
2	WANG Wenting / ZHANG Yan	03 FEB 1997 / 08 JUL 1988	CHN	0	0
3	YU Xiaoyu / JIN Yang	02 JAN 1996 / 16 MAY 1994	CHN	0	0
4	JAMES Vanessa / CIPRES Morgan	27 SEP 1987 / 24 APR 1991	FRA	0	0
5	ASTAKHOVA Kristina / ROGONOV Alexei	25 FEB 1997 / 06 JUN 1988	RUS	0	0
6	BAZAROVA Vera / DEPUTAT Andrei	28 JAN 1993 / 20 DEC 1992	RUS	0	0

NOTE

Entry data may be updated until the start of competition.

For the complete list of ISU World Standings please refer to www.isu.org.

Timing and Results provided by  TISSOT



Results

Rank	Name	CC	Total Score	SP	FS
1	YU Xiaoyu / JIN Yang	CHN	181.92	1	1
2	ASTAKHOVA Kristina / ROGONOV Alexei	RUS	174.87	2	2
3	JAMES Vanessa / CIPRES Morgan	FRA	168.19	4	3
4	BAZAROVA Vera / DEPUTAT Andrei	RUS	163.86	3	4
5	WANG Wenting / ZHANG Yan	CHN	137.40	5	5
6	PALIAKOVA Maria / BOCHKOV Nikita	BLR	131.19	6	6

DUBROWKO Danuta, ISU

Referee


TAUCHMANOVA Vera, ISU

Technical Controller

LEGEND

FS Free Skating

SP Short Program

Timing and Results provided by  TISSOT



Medallists

Medal	Name	Country
GOLD	YU Xiaoyu JIN Yang	CHN - China
SILVER	ASTAKHOVA Kristina ROGONOV Alexei	RUS - Russia
BRONZE	JAMES Vanessa CIPRES Morgan	FRA - France



Start List With Times

Start Time	Finish Time	Starting Number	Name	CC
15:20:00	15:27:00		Warm-Up Group 1	
15:27:30	15:34:00	1	ASTAKHOVA Kristina / ROGONOV Alexei	RUS
15:34:00	15:40:30	2	BAZAROVA Vera / DEPUTAT Andrei	RUS
15:40:30	15:47:00	3	JAMES Vanessa / CIPRES Morgan	FRA
15:47:00	15:54:00		Warm-Up Group 2	
15:54:30	16:01:00	4	WANG Wenting / ZHANG Yan	CHN
16:01:00	16:07:30	5	PALIAKOVA Maria / BOCHKOV Nikita	BLR
16:07:30	16:14:00	6	YU Xiaoyu / JIN Yang	CHN

NOTE

This time schedule is based on the timing intervals listed below, but is subject to change:


Resurfacing: 15:00

Warm-Up: 6:00

Duration of Skating: 2:50 maximum

Judging First: 3:10

Judging Last: 3:10

Timing and Results provided by  TISSOT



Planned Program Content

1 ASTAKHOVA Kristina / ROGONOV Alexei			RUS		
Coach: Artur Dmitriev			Music: Be Italian (from Nine)		
Element Number	Name	Description	Element Number	Name	Description
1	3S	Triple Salchow	5	StSq	Step Sequence
2	3Tw	Triple Twist Lift	6	3Li	Group 3 Lift
3	3FTh	Throw Triple Flip	7	FCCoSp	Fly. Change Foot Comb. Spin
4	FiDs	Forward Inside Death Spiral			
2 BAZAROVA Vera / DEPUTAT Andrei			RUS		
Coach: Oleg Vasiliev			Music: My Way performed by Andre Rieu		
Element Number	Name	Description	Element Number	Name	Description
1	3T	Triple Toeloop	5	FCCoSp	Fly. Change Foot Comb. Spin
2	3Tw	Triple Twist Lift	6	StSq	Step Sequence
3	3LoTh	Throw Triple Loop	7	3Li	Group 3 Lift
4	FiDs	Forward Inside Death Spiral			
3 JAMES Vanessa / CIPRES Morgan			FRA		
Coach: Claude Thevenard			Music: Tango de Roxanne ("Moulin Rouge" OST)		
Element Number	Name	Description	Element Number	Name	Description
1	3Tw	Triple Twist Lift	5	FCCoSp	Fly. Change Foot Comb. Spin
2	3T	Triple Toeloop	6	StSq	Step Sequence
3	3FTh	Throw Triple Flip	7	BiDs	Backward Inside Death Spiral
4	3Li	Group 3 Lift			
4 WANG Wenting / ZHANG Yan			CHN		
Coach: B. Luan, W. Cai, C. Yang			Music: Turn Around by Enigma		
Element Number	Name	Description	Element Number	Name	Description
1	3Tw	Triple Twist Lift	5	CCoSp	Change Foot Combination Spin
2	3S	Triple Salchow	6	StSq	Step Sequence
3	3LoTh	Throw Triple Loop	7	FiDs	Forward Inside Death Spiral
4	3Li	Group 3 Lift			
5 PALIAKOVA Maria / BOCHKOV Nikita			BLR		
Coach: Inna Ytkina			Music: Corpse Bride (soundtrack)		
Element Number	Name	Description	Element Number	Name	Description
1	3LoTh	Throw Triple Loop	5	3Li	Group 3 Lift
2	3T	Triple Toeloop	6	FCCoSp	Fly. Change Foot Comb. Spin
3	3Tw	Triple Twist Lift	7	StSq	Step Sequence
4	FiDs	Forward Inside Death Spiral			



Planned Program Content

6 YU Xiaoyu / JIN Yang			CHN		
Coach: H. Zhao, B. Yao, B. Han					
Music: Yulunga (Spirit Dance) by Dead Can Dance					
Element Number	Name	Description	Element Number	Name	Description
1	3T	Triple Toeloop	5	3Li	Group 3 Lift
2	3Tw	Triple Twist Lift	6	FiDs	Forward Inside Death Spiral
3	3LoTh	Throw Triple Loop	7	StSq	Step Sequence
4	FCCoSp	Fly. Change Foot Comb. Spin			



Technical Panel and Panel of Judges

Technical Panel

Function	Name	
Technical Controller	TAUCHMANOVA Vera	ISU
Technical Specialist	KUZNETSOV Alexander	ISU
Assistant Technical Specialist	ROSSOUKHI-SCHNEIDER Evelyn	ISU

Panel of Judges

Function	Name	
Referee	DUBROWKO Danuta	ISU
Judge No.1	ABASOVA Maira	RUS
Judge No.2	JIANG Hailan	CHN
Judge No.3	BIGNARDI Elisabetta	ITA
Judge No.4	KANKAANRANTA Marjo	FIN
Judge No.5	WALDECK Andreas	GER

Data / Replay Operators

Function	Name	
Data Operator	WALDVOGEL Michael	ISU
Replay Operator	GRAGLIA Flavia	ISU



Segment Results

Rank	Name	CC	Total Segment Score
1	YU Xiaoyu / JIN Yang	CHN	64.75
2	ASTAKHOVA Kristina / ROGONOV Alexei	RUS	59.88
3	BAZAROVA Vera / DEPUTAT Andrei	RUS	59.07
4	JAMES Vanessa / CIPRES Morgan	FRA	57.28
5	WANG Wenting / ZHANG Yan	CHN	54.59
6	PALIAKOVA Maria / BOCHKOV Nikita	BLR	49.62

DUBROWKO Danuta, ISU
Referee

TAUCHMANOVA Vera, ISU
Technical Controller



Results Details

Rk	Name	CC	Total Segment Score	Total Element Score	Factored Total Component Score	Unfactored Program Component Scores					Total Deductions
						Skating Skills	Transitions /Linking Footwork	Performance /Execution	Choreography /Composition	Interpretation	
1	YU Xiaoyu JIN Yang	CHN	64.75	35.33	29.42	7.42	7.17	7.42	7.42	7.33	0.00
2	ASTAKHOVA Kristina ROGONOV Alexei	RUS	59.88	32.40	27.48	6.58	6.75	6.92	6.92	7.17	0.00
3	BAZAROVA Vera DEPUTAT Andrei	RUS	59.07	31.13	27.94	7.25	6.67	7.00	7.08	6.92	0.00
4	JAMES Vanessa CIPRES Morgan	FRA	57.28	29.80	27.48	7.17	6.75	6.67	7.00	6.75	0.00
5	WANG Wenting ZHANG Yan	CHN	54.59	28.73	25.86	6.58	6.17	6.67	6.58	6.33	0.00
6	PALIAKOVA Maria BOCHKOV Nikita	BLR	49.62	26.94	22.68	5.42	5.33	5.67	6.00	5.92	0.00

LEGEND

Rk Rank



Judges Details Per Skater

Rank	Name	CC	Starting Number	Total Segment Score	Total Element Score	Program Component Score (factored)	Total Deductions							
1	YU Xiaoyu / JIN Yang	CHN	6	64.75	35.33	29.42	0.00							
#	Executed Elements	Info	Base Value	GOE	J1	J2	J3	J4	J5	J6	J7	J8	J9	Scores of Panel
1	3T		4.10	0.93	1	2	1	1	2	-	-	-	-	5.03
2	3Tw3		5.80	1.17	2	2	3	1	1	-	-	-	-	6.97
3	3LoTh		5.00	1.63	2	2	2	3	3	-	-	-	-	6.63
4	FCCoSp3p4		3.50	0.83	2	1	1	2	2	-	-	-	-	4.33
5	3Li4		4.00	0.50	1	1	0	1	2	-	-	-	-	4.50
6	FiDs3		3.20	0.70	1	1	1	1	2	-	-	-	-	3.90
7	StSq3		3.30	0.67	1	2	1	2	1	-	-	-	-	3.97
28.90													35.33	
Program Components				Factor										
Skating Skills				0.80	7.00	7.25	7.25	7.75	7.75	-	-	-	-	7.42
Transitions / Linking Footwork / Movement				0.80	6.75	7.25	6.75	7.50	7.50	-	-	-	-	7.17
Performance / Execution				0.80	7.25	7.50	6.50	7.75	7.50	-	-	-	-	7.42
Choreography / Composition				0.80	7.00	7.50	7.25	7.50	7.75	-	-	-	-	7.42
Interpretation				0.80	7.25	7.50	7.50	7.25	7.25	-	-	-	-	7.33
Judges Total Program Component Score (factored)														29.42
Deductions:														0.00

Rank	Name	CC	Starting Number	Total Segment Score	Total Element Score	Program Component Score (factored)	Total Deductions							
2	ASTAKHOVA Kristina / ROGOV Alexei	RUS	1	59.88	32.40	27.48	0.00							
#	Executed Elements	Info	Base Value	GOE	J1	J2	J3	J4	J5	J6	J7	J8	J9	Scores of Panel
1	3S		4.20	0.70	1	1	1	1	0	-	-	-	-	4.90
2	3Tw2		5.40	0.70	1	0	1	1	1	-	-	-	-	6.10
3	3FTh		5.50	0.70	1	1	1	1	1	-	-	-	-	6.20
4	FiDs4		3.50	0.70	1	1	1	2	1	-	-	-	-	4.20
5	StSq2		2.60	0.50	0	1	1	2	1	-	-	-	-	3.10
6	3Li4		4.00	0.50	1	0	1	1	1	-	-	-	-	4.50
7	FCCoSp3p4		3.50	-0.10	0	-1	-1	1	0	-	-	-	-	3.40
28.70													32.40	
Program Components				Factor										
Skating Skills				0.80	7.25	6.00	6.50	7.25	5.00	-	-	-	-	6.58
Transitions / Linking Footwork / Movement				0.80	7.00	6.25	7.00	7.00	4.75	-	-	-	-	6.75
Performance / Execution				0.80	7.25	6.25	7.25	7.75	4.75	-	-	-	-	6.92
Choreography / Composition				0.80	7.00	6.75	7.00	7.50	5.00	-	-	-	-	6.92
Interpretation				0.80	7.25	6.75	7.50	7.75	4.75	-	-	-	-	7.17
Judges Total Program Component Score (factored)														27.48
Deductions:														0.00



Judges Details Per Skater

Rank	Name	CC	Starting Number	Total Segment Score	Total Element Score	Program Component Score (factored)	Total Deductions								
3	BAZAROVA Vera / DEPUTAT Andrei	RUS	2	59.07	31.13	27.94	0.00								
#	Executed Elements	Info	Base Value	GOE	J1	J2	J3	J4	J5	J6	J7	J8	J9	Scores of Panel	
1	3T		4.10	-0.70	0	-1	-2	-1	-1	-	-	-	-	3.40	
2	3Tw2		5.40	0.47	1	0	1	1	0	-	-	-	-	5.87	
3	3LoTh		5.00	1.17	1	2	2	2	0	-	-	-	-	6.17	
4	FiDs4		3.50	0.93	2	1	1	2	1	-	-	-	-	4.43	
5	FCCoSp3p4		3.50	-0.20	0	-1	-1	0	-1	-	-	-	-	3.30	
6	StSq3		3.30	0.33	1	0	1	2	0	-	-	-	-	3.63	
7	3Li4		4.00	0.33	1	1	0	2	0	-	-	-	-	4.33	
28.80														31.13	
Program Components				Factor											
Skating Skills				0.80	7.50	7.00	7.25	8.00	4.50	-	-	-	-	-	7.25
Transitions / Linking Footwork / Movement				0.80	7.00	6.25	6.75	7.50	4.50	-	-	-	-	-	6.67
Performance / Execution				0.80	7.50	7.00	6.50	7.75	4.75	-	-	-	-	-	7.00
Choreography / Composition				0.80	7.50	7.00	6.75	7.50	4.75	-	-	-	-	-	7.08
Interpretation				0.80	7.25	6.75	6.75	7.50	4.50	-	-	-	-	-	6.92
Judges Total Program Component Score (factored)														27.94	
Deductions:														0.00	

Rank	Name	CC	Starting Number	Total Segment Score	Total Element Score	Program Component Score (factored)	Total Deductions								
4	JAMES Vanessa / CIPRES Morgan	FRA	3	57.28	29.80	27.48	0.00								
#	Executed Elements	Info	Base Value	GOE	J1	J2	J3	J4	J5	J6	J7	J8	J9	Scores of Panel	
1	3Tw2		5.40	0.70	2	0	2	1	0	-	-	-	-	6.10	
2	3T		4.10	0.70	1	2	1	1	1	-	-	-	-	4.80	
3	3FTh		5.50	-0.70	-1	-1	0	-1	-1	-	-	-	-	4.80	
4	3Li4		4.00	0.50	1	1	2	1	0	-	-	-	-	4.50	
5	FCCoSp3p3		3.00	0.33	1	1	0	0	1	-	-	-	-	3.33	
6	StSq2		2.60	0.00	0	0	0	1	0	-	-	-	-	2.60	
7	FiDs3		3.20	0.47	1	0	0	1	1	-	-	-	-	3.67	
27.80														29.80	
Program Components				Factor											
Skating Skills				0.80	7.50	6.50	7.50	7.00	7.00	-	-	-	-	-	7.17
Transitions / Linking Footwork / Movement				0.80	7.00	6.00	7.00	6.75	6.50	-	-	-	-	-	6.75
Performance / Execution				0.80	7.50	6.75	6.75	6.50	6.50	-	-	-	-	-	6.67
Choreography / Composition				0.80	7.25	6.75	7.25	7.00	6.75	-	-	-	-	-	7.00
Interpretation				0.80	7.50	6.25	7.50	6.50	6.25	-	-	-	-	-	6.75
Judges Total Program Component Score (factored)														27.48	
Deductions:														0.00	



Judges Details Per Skater

Rank	Name	CC	Starting Number	Total Segment Score	Total Element Score	Program Component Score (factored)	Total Deductions								
5	WANG Wenting / ZHANG Yan	CHN	4	54.59	28.73	25.86	0.00								
#	Executed Elements	Info	Base Value	GOE	J1	J2	J3	J4	J5	J6	J7	J8	J9	Scores of Panel	
1	3Tw3		5.80	0.23	0	1	0	1	0	-	-	-	-	6.03	
2	3S<	<	3.00	-0.70	-1	-1	-1	-1	-1	-	-	-	-	2.30	
3	3LoTh		5.00	1.40	2	2	2	2	2	-	-	-	-	6.40	
4	3Li3		3.50	0.50	1	1	2	1	1	-	-	-	-	4.00	
5	FCCoSp3p3		3.00	-0.10	0	-1	-1	0	0	-	-	-	-	2.90	
6	StSq4		3.90	0.23	0	1	-1	1	0	-	-	-	-	4.13	
7	FiDs3		3.20	-0.23	0	0	-1	2	-1	-	-	-	-	2.97	
27.40													28.73		
Program Components				Factor											
Skating Skills				0.80	6.75	6.50	4.75	7.00	6.50	-	-	-	-	-	6.58
Transitions / Linking Footwork / Movement				0.80	6.00	6.00	4.50	7.25	6.50	-	-	-	-	-	6.17
Performance / Execution				0.80	6.75	6.50	4.25	7.00	6.75	-	-	-	-	-	6.67
Choreography / Composition				0.80	6.50	6.75	4.25	7.50	6.50	-	-	-	-	-	6.58
Interpretation				0.80	6.25	6.25	4.50	6.75	6.50	-	-	-	-	-	6.33
Judges Total Program Component Score (factored)															25.86
Deductions:															0.00

Rank	Name	CC	Starting Number	Total Segment Score	Total Element Score	Program Component Score (factored)	Total Deductions								
6	PALIAKOVA Maria / BOCHKOV Nikita	BLR	5	49.62	26.94	22.68	0.00								
#	Executed Elements	Info	Base Value	GOE	J1	J2	J3	J4	J5	J6	J7	J8	J9	Scores of Panel	
1	3LoTh		5.00	0.93	1	1	3	2	1	-	-	-	-	5.93	
2	3T<	<	3.00	-0.70	-1	-1	-1	-1	-2	-	-	-	-	2.30	
3	3TwB		4.60	-0.23	0	-2	-1	0	1	-	-	-	-	4.37	
4	FiDs3		3.20	0.70	1	1	1	1	0	-	-	-	-	3.90	
5	3Li4		4.00	0.17	1	0	1	0	0	-	-	-	-	4.17	
6	FCCoSp3p4		3.50	0.00	0	0	-1	1	0	-	-	-	-	3.50	
7	StSq2		2.60	0.17	0	0	0	1	1	-	-	-	-	2.77	
25.90													26.94		
Program Components				Factor											
Skating Skills				0.80	5.00	6.00	5.25	6.25	4.75	-	-	-	-	-	5.42
Transitions / Linking Footwork / Movement				0.80	4.50	6.00	5.00	6.25	5.00	-	-	-	-	-	5.33
Performance / Execution				0.80	5.25	6.00	5.25	6.50	5.75	-	-	-	-	-	5.67
Choreography / Composition				0.80	4.75	6.75	5.25	6.75	6.00	-	-	-	-	-	6.00
Interpretation				0.80	5.00	6.75	5.50	7.00	5.50	-	-	-	-	-	5.92
Judges Total Program Component Score (factored)															22.68
Deductions:															0.00

LEGEND

GOE Grade of Execution

< Under-rotated jump



Start List With Times

Start Time	Finish Time	Starting Number	Name	CC	Current Rank	Current Score
20:00:00	20:07:00		Warm-Up Group 1			
20:07:30	20:15:40	1	PALIAKOVA Maria / BOCHKOV Nikita	BLR	6	49.62
20:15:40	20:23:50	2	JAMES Vanessa / CIPRES Morgan	FRA	4	57.28
20:23:50	20:32:00	3	WANG Wenting / ZHANG Yan	CHN	5	54.59
20:32:00	20:39:00		Warm-Up Group 2			
20:39:30	20:47:40	4	ASTAKHOVA Kristina / ROGONOV Alexei	RUS	2	59.88
20:47:40	20:55:50	5	YU Xiaoyu / JIN Yang	CHN	1	64.75
20:55:50	21:04:00	6	BAZAROVA Vera / DEPUTAT Andrei	RUS	3	59.07

NOTE

This time schedule is based on the timing intervals listed below, but is subject to change:


Resurfacing: 15:00

Warm-Up: 6:00

Duration of Skating: 4:30 +/- 10 seconds

Judging First: 3:10

Judging Last: 3:10

Timing and Results provided by  TISSOT



Planned Program Content

1 PALIAKOVA Maria / BOCHKOV Nikita			BLR		Current Rank:	6
Coach: Inna Ytkina						
Music: Cell Block Tango (from Chicago OST)						
Element Number	Name	Description	Element Number	Name	Description	
1	3T+3T	Triple Toeloop+Triple Toeloop	8	PCoSp	Pair Combination Spin	
2	3Tw	Triple Twist Lift	9	5RLi	Group 5 Reverse Lasso Lift	
3	3S	Triple Salchow	10	FCCoSp	Fly. Change Foot Comb. Spin	
4	3STh	Throw Triple Salchow	11	ChSq	Choreo Sequence	
5	3Li	Group 3 Lift	12	5BLi	Group 5 Backward Lasso Lift	
6	BiDs	Backward Inside Death Spiral				
7	3LoTh	Throw Triple Loop				
2 JAMES Vanessa / CIPRES Morgan			FRA		Current Rank:	4
Coach: Claude Thevenard						
Music: Angels and Demons, Requiem for a Dream						
Element Number	Name	Description	Element Number	Name	Description	
1	3Tw	Triple Twist Lift	8	ChSq	Choreo Sequence	
2	3T+2T+2T	Triple Toeloop+Double Toeloop+Double Toeloop	9	FCCoSp	Fly. Change Foot Comb. Spin	
3	3S	Triple Salchow	10	3STh	Throw Triple Salchow	
4	BiDs	Backward Inside Death Spiral	11	5BLi	Group 5 Backward Lasso Lift	
5	PCoSp	Pair Combination Spin	12	3Li	Group 3 Lift	
6	5ALi	Group 5 Axel Lasso Lift				
7	3FTh	Throw Triple Flip				
3 WANG Wenting / ZHANG Yan			CHN		Current Rank:	5
Coach: B. Luan, W. Cai, C. Yang						
Music: Peer Gynt Suites by Edvard Grieg						
Element Number	Name	Description	Element Number	Name	Description	
1	3Tw	Triple Twist Lift	8	5SLi	Group 5 Step in Lasso Lift	
2	3S	Triple Salchow	9	BiDs	Backward Inside Death Spiral	
3	2A+1T	Double Axel+Single Toeloop	10	ChSq	Choreo Sequence	
4	5ALi	Group 5 Axel Lasso Lift	11	3Li	Group 3 Lift	
5	PCoSp	Pair Combination Spin	12	CCoSp	Change Foot Combination Spin	
6	3FTh	Throw Triple Flip				
7	3LoTh	Throw Triple Loop				
4 ASTAKHOVA Kristina / ROGONOV Alexei			RUS		Current Rank:	2
Coach: Artur Dmitriev						
Music: The Master and Margarita by I. Korneliuk						
Element Number	Name	Description	Element Number	Name	Description	
1	3T+2T+2T	Triple Toeloop+Double Toeloop+Double Toeloop	8	3LoTh	Throw Triple Loop	
2	3Tw	Triple Twist Lift	9	5RLi	Group 5 Reverse Lasso Lift	
3	3S	Triple Salchow	10	5ALi	Group 5 Axel Lasso Lift	
4	BoDs	Backward Outside Death Spiral	11	PCoSp	Pair Combination Spin	
5	3FTh	Throw Triple Flip	12	3Li	Group 3 Lift	
6	ChSq	Choreo Sequence				
7	FCCoSp	Fly. Change Foot Comb. Spin				



Planned Program Content

5 YU Xiaoyu / JIN Yang			CHN	Current Rank: 1	
Coach: H. Zhao, B. Yao, B. Han					
Music: Humility and Love (Creation soundtrack)					
Element Number	Name	Description	Element Number	Name	Description
1	3T	Triple Toeloop	8	ChSq	Choreo Sequence
2	2A+2A+SEQ	Double Axel+Double Axel+SEQ	9	5RLi	Group 5 Reverse Lasso Lift
3	3Tw	Triple Twist Lift	10	3FTh	Throw Triple Flip
4	3LoTh	Throw Triple Loop	11	3Li	Group 3 Lift
5	5ALi	Group 5 Axel Lasso Lift	12	PCoSp	Pair Combination Spin
6	BoDs	Backward Outside Death Spiral			
7	FCCoSp	Fly. Change Foot Comb. Spin			

6 BAZAROVA Vera / DEPUTAT Andrei			RUS	Current Rank: 3	
Coach: Oleg Vasiliev					
Music: Adios Nonino by Astor Piazzolla					
Element Number	Name	Description	Element Number	Name	Description
1	3T	Triple Toeloop	8	ChSq	Choreo Sequence
2	3Tw	Triple Twist Lift	9	5TLi	Group 5 Toe Lasso Lift
3	2A+1Lo+2S	Double Axel+Single Loop+Double Salchow	10	3Li	Group 3 Lift
4	BoDs	Backward Outside Death Spiral	11	5RLi	Group 5 Reverse Lasso Lift
5	FCCoSp	Fly. Change Foot Comb. Spin	12	PCoSp	Pair Combination Spin
6	3FTh	Throw Triple Flip			
7	3LoTh	Throw Triple Loop			



Technical Panel and Panel of Judges

Technical Panel

Function	Name	
Technical Controller	TAUCHMANOVA Vera	ISU
Technical Specialist	KUZNETSOV Alexander	ISU
Assistant Technical Specialist	ROSSOUKHI-SCHNEIDER Evelyn	ISU

Panel of Judges

Function	Name	
Referee	DUBROWKO Danuta	ISU
Judge No.1	BIGNARDI Elisabetta	ITA
Judge No.2	ABASOVA Maira	RUS
Judge No.3	KANKAANRANTA Marjo	FIN
Judge No.4	WALDECK Andreas	GER
Judge No.5	JIANG Hailan	CHN

Data / Replay Operators

Function	Name	
Data Operator	WALDVOGEL Michael	ISU
Replay Operator	GRAGLIA Flavia	ISU



Segment Results

Rank	Name	CC	Total Segment Score
1	YU Xiaoyu / JIN Yang	CHN	117.17
2	ASTAKHOVA Kristina / ROGONOV Alexei	RUS	114.99
3	JAMES Vanessa / CIPRES Morgan	FRA	110.91
4	BAZAROVA Vera / DEPUTAT Andrei	RUS	104.79
5	WANG Wenting / ZHANG Yan	CHN	82.81
6	PALIAKOVA Maria / BOCHKOV Nikita	BLR	81.57

DUBROWKO Danuta, ISU
Referee

TAUCHMANOVA Vera, ISU
Technical Controller



Results Details

Rk	Name	CC	Total Segment Score	Total Element Score	Factored Total Component Score	Unfactored Program Component Scores					Total Deductions
						Skating Skills	Transitions /Linking Footwork	Performance /Execution	Choreography /Composition	Interpretation	
1	YU Xiaoyu JIN Yang	CHN	117.17	59.51	58.66	7.58	7.08	7.42	7.25	7.33	-1.00
2	ASTAKHOVA Kristina ROGONOV Alexei	RUS	114.99	58.98	56.01	7.00	7.17	6.92	7.00	6.92	0.00
3	JAMES Vanessa CIPRES Morgan	FRA	110.91	55.24	56.67	7.25	7.08	6.92	7.00	7.17	-1.00
4	BAZAROVA Vera DEPUTAT Andrei	RUS	104.79	47.32	57.47	7.33	6.92	7.00	7.42	7.25	0.00
5	WANG Wenting ZHANG Yan	CHN	82.81	41.53	42.28	5.67	5.17	5.00	5.42	5.17	-1.00
6	PALIAKOVA Maria BOCHKOV Nikita	BLR	81.57	41.57	42.00	5.42	5.00	5.00	5.50	5.33	-2.00

LEGEND

Rk Rank



Judges Details Per Skater

Rank	Name	CC	Starting Number	Total Segment Score	Total Element Score	Program Component Score (factored)	Total Deductions							
1	YU Xiaoyu / JIN Yang	CHN	5	117.17	59.51	58.66	-1.00							
#	Executed Elements	Info	Base Value	GOE	J1	J2	J3	J4	J5	J6	J7	J8	J9	Scores of Panel
1	3T		4.10	-2.10	-3	-3	-3	-3	-3	-	-	-	-	2.00
2	2A+2A+SEQ		5.28	0.50	1	1	1	1	1	-	-	-	-	5.78
3	3Tw3		5.80	1.40	3	2	2	2	2	-	-	-	-	7.20
4	3LoTh		5.00	-0.93	0	-2	-1	-1	-2	-	-	-	-	4.07
5	5ALi4		6.50	0.70	1	1	1	1	1	-	-	-	-	7.20
6	BoDs3		4.00	0.23	0	0	0	2	1	-	-	-	-	4.23
7	FCCoSp3p4		3.50	0.00	-1	0	0	0	0	-	-	-	-	3.50
8	ChSq1		2.00	0.70	1	1	1	1	1	-	-	-	-	2.70
9	5RLi4		7.00	1.40	1	2	2	2	2	-	-	-	-	8.40
10	3FTh		5.50	-0.47	0	-1	0	-1	-1	-	-	-	-	5.03
11	3Li4		4.00	0.83	0	2	2	2	1	-	-	-	-	4.83
12	PCoSp3p4		4.50	0.07	-1	-1	0	1	1	-	-	-	-	4.57
57.18													59.51	
Program Components			Factor											
Skating Skills			1.60	7.50	7.00	7.75	8.25	7.50	-	-	-	-	-	7.58
Transitions / Linking Footwork / Movement			1.60	7.25	6.75	7.00	8.00	7.00	-	-	-	-	-	7.08
Performance / Execution			1.60	7.00	7.25	7.75	8.00	7.25	-	-	-	-	-	7.42
Choreography / Composition			1.60	7.00	6.75	7.25	7.75	7.50	-	-	-	-	-	7.25
Interpretation			1.60	7.25	7.25	7.25	8.00	7.50	-	-	-	-	-	7.33
Judges Total Program Component Score (factored)														58.66
Deductions:			Falls:	-1.00										-1.00

Rank	Name	CC	Starting Number	Total Segment Score	Total Element Score	Program Component Score (factored)	Total Deductions							
2	ASTAKHOVA Kristina / ROGOV Alexei	RUS	4	114.99	58.98	56.01	0.00							
#	Executed Elements	Info	Base Value	GOE	J1	J2	J3	J4	J5	J6	J7	J8	J9	Scores of Panel
1	3T+2T+2T		6.70	0.47	1	1	0	1	0	-	-	-	-	7.17
2	3Tw3		5.80	0.47	1	1	1	0	-1	-	-	-	-	6.27
3	3S		4.20	0.70	1	1	1	1	1	-	-	-	-	4.90
4	BoDs3		4.00	0.47	1	1	0	1	0	-	-	-	-	4.47
5	3FTh		5.50	-1.40	-1	-2	-2	-2	-2	-	-	-	-	4.10
6	ChSq1		2.00	0.70	2	1	1	1	1	-	-	-	-	2.70
7	FCCoSp3p3		3.00	0.00	-1	0	1	0	0	-	-	-	-	3.00
8	3LoTh		5.00	-0.93	-1	-1	-1	-2	-2	-	-	-	-	4.07
9	5RLi4		7.00	0.00	0	1	0	0	0	-	-	-	-	7.00
10	PCoSp3p4		4.50	0.50	1	1	0	1	1	-	-	-	-	5.00
11	5ALi4		6.50	0.47	0	1	1	0	1	-	-	-	-	6.97
12	3Li3		3.50	-0.17	0	1	-1	-1	0	-	-	-	-	3.33
57.70													58.98	
Program Components			Factor											
Skating Skills			1.60	7.00	7.25	7.50	6.75	6.50	-	-	-	-	-	7.00
Transitions / Linking Footwork / Movement			1.60	7.25	7.00	7.25	7.25	6.25	-	-	-	-	-	7.17
Performance / Execution			1.60	6.50	7.25	7.25	7.00	6.50	-	-	-	-	-	6.92
Choreography / Composition			1.60	6.75	7.25	7.50	7.00	6.75	-	-	-	-	-	7.00
Interpretation			1.60	7.00	7.00	7.75	6.75	6.50	-	-	-	-	-	6.92
Judges Total Program Component Score (factored)														56.01
Deductions:														0.00



Judges Details Per Skater

Rank	Name	CC	Starting Number	Total Segment Score	Total Element Score	Program Component Score (factored)	Total Deductions								
3	JAMES Vanessa / CIPRES Morgan	FRA	2	110.91	55.24	56.67	-1.00								
#	Executed Elements	Info	Base Value	GOE	J1	J2	J3	J4	J5	J6	J7	J8	J9	Scores of Panel	
1	3Tw3		5.80	0.93	2	1	1	2	1	-	-	-	-	6.73	
2	3T+2T+2T		6.70	1.17	2	1	1	2	2	-	-	-	-	7.87	
3	3S<	<	3.00	-1.40	-2	-2	-2	-2	-2	-	-	-	-	1.60	
4	BiDs1		2.80	0.70	1	1	1	1	0	-	-	-	-	3.50	
5	PCoSp3p3		4.00	0.17	1	0	0	0	1	-	-	-	-	4.17	
6	5ALi4		6.50	0.93	2	1	1	2	1	-	-	-	-	7.43	
7	3FTh		5.50	0.70	1	1	1	2	1	-	-	-	-	6.20	
8	ChSq1		2.00	0.00	0	0	0	1	0	-	-	-	-	2.00	
9	FCCoSp3p2		2.50	0.17	1	0	0	1	0	-	-	-	-	2.67	
10	3STh		4.50	-2.10	-3	-3	-3	-3	-3	-	-	-	-	2.40	
11	5BLi4		6.50	0.00	0	1	-1	0	0	-	-	-	-	6.50	
12	3Li4		4.00	0.17	1	0	1	0	-1	-	-	-	-	4.17	
53.80													55.24		
Program Components				Factor											
Skating Skills				1.60	7.25	7.25	7.25	7.75	6.50	-	-	-	-	7.25	
Transitions / Linking Footwork / Movement				1.60	7.50	6.75	7.00	7.75	5.75	-	-	-	-	7.08	
Performance / Execution				1.60	6.75	7.00	7.00	7.50	6.25	-	-	-	-	6.92	
Choreography / Composition				1.60	7.00	6.75	7.25	8.00	6.00	-	-	-	-	7.00	
Interpretation				1.60	7.50	7.25	6.75	7.50	6.00	-	-	-	-	7.17	
Judges Total Program Component Score (factored)														56.67	
Deductions:				Falls:	-1.00										-1.00

Rank	Name	CC	Starting Number	Total Segment Score	Total Element Score	Program Component Score (factored)	Total Deductions							
4	BAZAROVA Vera / DEPUTAT Andrei	RUS	6	104.79	47.32	57.47	0.00							
#	Executed Elements	Info	Base Value	GOE	J1	J2	J3	J4	J5	J6	J7	J8	J9	Scores of Panel
1	3T		4.10	-1.40	-3	-2	-2	-2	-2	-	-	-	-	2.70
2	3Tw3		5.80	0.93	2	2	1	1	1	-	-	-	-	6.73
3	2A+1Lo<+2S<	<	4.60	-1.00	-2	-2	-3	-2	-2	-	-	-	-	3.60
4	BoDs3		4.00	-0.47	-1	-1	0	1	-1	-	-	-	-	3.53
5	FCCoSp3p4		3.50	0.00	0	0	0	0	-1	-	-	-	-	3.50
6	3FTh		5.50	-1.40	-2	-2	-2	-2	-2	-	-	-	-	4.10
7	3LoTh		5.00	0.23	1	0	0	0	1	-	-	-	-	5.23
8	ChSq1		2.00	0.70	1	2	1	0	1	-	-	-	-	2.70
9	5ALi		0.00	0.00	-	-	-	-	-	-	-	-	-	0.00
10	3Li3		3.50	0.33	1	1	1	0	0	-	-	-	-	3.83
11	5RLi4		7.00	0.23	0	2	0	1	-1	-	-	-	-	7.23
12	PCoSp3p3		4.00	0.17	0	1	0	1	0	-	-	-	-	4.17
49.00													47.32	
Program Components				Factor										
Skating Skills				1.60	7.00	7.50	7.75	7.00	7.50	-	-	-	-	7.33
Transitions / Linking Footwork / Movement				1.60	6.75	7.00	7.00	7.25	6.75	-	-	-	-	6.92
Performance / Execution				1.60	6.50	7.00	7.00	7.25	7.00	-	-	-	-	7.00
Choreography / Composition				1.60	6.75	7.50	7.50	7.50	7.25	-	-	-	-	7.42
Interpretation				1.60	7.00	7.25	7.25	7.50	7.25	-	-	-	-	7.25
Judges Total Program Component Score (factored)														57.47
Deductions:														0.00



Judges Details Per Skater

Rank	Name	CC	Starting Number	Total Segment Score	Total Element Score	Program Component Score (factored)	Total Deductions								
5	WANG Wenting / ZHANG Yan	CHN	3	82.81	41.53	42.28	-1.00								
#	Executed Elements	Info	Base Value	GOE	J1	J2	J3	J4	J5	J6	J7	J8	J9	Scores of Panel	
1	3Tw3		5.80	0.93	2	1	1	2	1	-	-	-	-	6.73	
2	2S		1.30	-0.60	-3	-3	-3	-3	-3	-	-	-	-	0.70	
3	1A+COMBO		1.10	-0.60	-3	-2	-3	-3	-3	-	-	-	-	0.50	
4	5ALi4		6.50	0.70	1	1	0	1	1	-	-	-	-	7.20	
5	PCoSp3p3		4.00	-0.20	-1	-1	-1	0	0	-	-	-	-	3.80	
7	3FTh		5.50	-1.40	-2	-2	-2	-2	-2	-	-	-	-	4.10	
8	3LoTh		5.00	0.93	3	2	2	0	0	-	-	-	-	5.93	
9	5SLi4		6.00	0.17	1	0	0	1	0	-	-	-	-	6.17	
10	BiDs2		3.00	-0.70	-1	-1	-1	-1	-1	-	-	-	-	2.30	
11	ChSq1		2.00	-0.50	-2	-1	0	-2	0	-	-	-	-	1.50	
12	3Li		0.00	0.00	-	-	-	-	-	-	-	-	-	0.00	
13	FCCoSp3p3		3.00	-0.40	-2	-1	-2	-1	0	-	-	-	-	2.60	
43.20													41.53		
Program Components				Factor											
Skating Skills				1.60	4.50	6.00	5.75	6.25	5.25	-	-	-	-	5.67	
Transitions / Linking Footwork / Movement				1.60	4.50	5.50	5.50	5.50	4.00	-	-	-	-	5.17	
Performance / Execution				1.60	4.75	5.75	4.75	5.50	4.50	-	-	-	-	5.00	
Choreography / Composition				1.60	4.50	6.00	5.75	6.00	4.50	-	-	-	-	5.42	
Interpretation				1.60	5.00	5.50	5.00	5.75	4.25	-	-	-	-	5.17	
Judges Total Program Component Score (factored)														42.28	
Deductions:				Falls:	-1.00										-1.00

Rank	Name	CC	Starting Number	Total Segment Score	Total Element Score	Program Component Score (factored)	Total Deductions								
6	PALIAKOVA Maria / BOCHKOV Nikita	BLR	1	81.57	41.57	42.00	-2.00								
#	Executed Elements	Info	Base Value	GOE	J1	J2	J3	J4	J5	J6	J7	J8	J9	Scores of Panel	
1	3T+SEQ		3.28	-1.17	-1	-1	-2	-2	-2	-	-	-	-	2.11	
2	3TwB		4.60	-0.47	-1	0	0	-2	-1	-	-	-	-	4.13	
3	3S<<	<<	1.30	-0.60	-3	-3	-3	-3	-3	-	-	-	-	0.70	
4	3STh		4.50	-1.40	-2	-2	-2	-2	-2	-	-	-	-	3.10	
5	3Li4		4.00	0.00	0	1	0	0	-1	-	-	-	-	4.00	
6	BiDs2		3.00	0.00	1	0	0	0	0	-	-	-	-	3.00	
7	3LoTh		5.00	-2.10	-3	-3	-3	-3	-3	-	-	-	-	2.90	
8	PCoSp3p3		4.00	0.07	1	-1	-1	0	1	-	-	-	-	4.07	
9	5BLi4		6.50	-0.47	1	0	-2	-1	-1	-	-	-	-	6.03	
10	FCCoSp3p4		3.50	0.00	0	0	0	0	-1	-	-	-	-	3.50	
11	ChSq1		2.00	0.00	-1	1	0	0	0	-	-	-	-	2.00	
12	5RLi3		6.50	-0.47	0	0	-1	-2	-1	-	-	-	-	6.03	
48.18													41.57		
Program Components				Factor											
Skating Skills				1.60	5.50	5.25	5.75	5.50	5.25	-	-	-	-	5.42	
Transitions / Linking Footwork / Movement				1.60	5.00	4.75	5.25	5.25	4.50	-	-	-	-	5.00	
Performance / Execution				1.60	5.25	5.00	5.00	5.00	4.50	-	-	-	-	5.00	
Choreography / Composition				1.60	5.25	5.50	6.00	5.75	5.00	-	-	-	-	5.50	
Interpretation				1.60	5.50	5.50	5.25	5.00	5.25	-	-	-	-	5.33	
Judges Total Program Component Score (factored)														42.00	
Deductions:				Falls:	-2.00										-2.00

LEGEND

GOE Grade of Execution

< Under-rotated jump

<< Downgraded jump



WINTER
UNIVERSIADE
GRANADA 2015



RESULT BOOK

FIGURE SKATING

Ice Dance



Protocol Head Page

	6 FEB 2015	16:00	Short Dance
	7 FEB 2015	19:00	Free Dance

Size of Skating Area	:	30m*60m
Ice Conditions	:	very good
Number of Entries	:	13
Number of Participants	:	13

Entry Withdrawn	:	
-----------------	---	--

Short Dance			
Duration	:	2:50	+/- 10 seconds
Program Component Factors	:	Skating Skills	0.80
		Transitions/Linking Footwork/Movement	0.80
		Performance/Execution	0.80
		Composition/Choreography	0.80
		Interpretation/Timing	0.80

Free Dance			
Duration	:	4:00	+/- 10 seconds
Program Component Factors	:	Skating Skills	1.20
		Transitions/Linking Footwork/Movement	1.20
		Performance/Execution	1.20
		Composition/Choreography	1.20
		Interpretation/Timing	1.20



Entry List By Event


As of TUE 03 FEB 2015

Sequence	Name	Date of Birth	CC	ISU World Standings	
				Rank	Points
1	CHEN Hong / ZHAO Yan	11 FEB 1994 / 23 JUL 1992	CHN	0	0
2	SONG Linshu / LIU Yu	09 JUL 1997 / 19 MAR 1997	CHN	0	0
3	SUN Wenqian / WANG Kuo	26 JUL 1995 / 24 OCT 1992	CHN	0	0
4	HURTADO Sara / DIAZ Adria	17 SEP 1990 / 03 NOV 1992	ESP	0	0
5	ROBLEDO Celia / FENERO Luis	07 APR 1994 / 23 JUL 1992	ESP	0	0
6	AUBRY Laureline / BELLINGARD Kevin	26 JUL 1994 / 03 SEP 1992	FRA	0	0
7	URBAN Jennifer / LERCHE Sevan	09 MAY 1993 / 23 AUG 1993	GER	0	0
8	GUIGNARD Charlene / FABBRI Marco	18 AUG 1989 / 02 FEB 1988	ITA	0	0
9	NISHIMURA Kei / SUZUKI Kentaro	12 FEB 1993 / 12 NOV 1992	JPN	0	0
10	UZUROVA Karina / ALI Ilias	25 JAN 1997 / 19 OCT 1994	KAZ	0	0
11	KOSIGINA Evgenia / MOROSHKIN Nikolai	20 MAR 1995 / 15 NOV 1993	RUS	0	0
12	TESTA Federica / CSOLLEY Lukas	27 AUG 1993 / 18 JUN 1990	SVK	0	0
13	YERMAK Lolita / SHUMSKI Alexei	22 MAR 1996 / 03 OCT 1990	UKR	0	0

NOTE

Entry data may be updated until the start of competition.

For the complete list of ISU World Standings please refer to www.isu.org.

Timing and Results provided by  TISSOT



Results

Rank	Name	CC	Total Score	SD	FD
1	GUIGNARD Charlene / FABBRI Marco	ITA	164.98	1	1
2	HURTADO Sara / DIAZ Adria	ESP	163.56	2	2
3	TESTA Federica / CSOLLEY Lukas	SVK	142.76	3	3
4	KOSIGINA Evgenia / MOROSHKIN Nikolai	RUS	138.62	4	4
5	CHEN Hong / ZHAO Yan	CHN	122.66	6	5
6	UZUROVA Karina / ALI Ilias	KAZ	119.02	5	8
7	ROBLEDO Celia / FENERO Luis	ESP	118.70	8	6
8	URBAN Jennifer / LERCHE Sevan	GER	118.36	7	7
9	YERMAK Lolita / SHUMSKI Alexei	UKR	111.00	9	9
10	AUBRY Laureline / BELLINGARD Kevin	FRA	110.30	10	10
11	SONG Linshu / LIU Yu	CHN	102.60	11	11
12	NISHIMURA Kei / SUZUKI Kentaro	JPN	94.84	12	12
13	SUN Wenqian / WANG Kuo	CHN	86.88	13	13

CESARO Michela, ISU

Referee


GORDON POLTORAK Halina, ISU

Technical Controller

LEGEND

FD Free Dance

SD Short Dance

Timing and Results provided by  TISSOT



Medallists

Medal	Name	Country
GOLD	GUIGNARD Charlene FABBRI Marco	ITA - Italy
SILVER	HURTADO Sara DIAZ Adria	ESP - Spain
BRONZE	TESTA Federica CSOLLEY Lukas	SVK - Slovak Republic



Start List With Times

Start Time	Finish Time	Starting Number	Name	CC
16:00:00	16:06:00		Warm-Up Group 1	
16:06:30	16:13:00	1	SONG Linshu / LIU Yu	CHN
16:13:00	16:19:30	2	ROBLEDO Celia / FENERO Luis	ESP
16:19:30	16:26:00	3	NISHIMURA Kei / SUZUKI Kentaro	JPN
16:26:00	16:32:30	4	GUIGNARD Charlene / FABBRI Marco	ITA
16:32:30	16:38:30		Warm-Up Group 2	
16:39:00	16:45:30	5	URBAN Jennifer / LERCHE Sevan	GER
16:45:30	16:52:00	6	UZUROVA Karina / ALI Ilias	KAZ
16:52:00	16:58:30	7	HURTADO Sara / DIAZ Adria	ESP
16:58:30	17:05:00	8	YERMAK Lolita / SHUMSKI Alexei	UKR
17:05:00	17:20:00		Resurfacing of the Ice	
17:20:00	17:26:00		Warm-Up Group 3	
17:26:30	17:33:00	9	AUBRY Laureline / BELLINGARD Kevin	FRA
17:33:00	17:39:30	10	TESTA Federica / CSOLLEY Lukas	SVK
17:39:30	17:46:00	11	KOSIGINA E / MOROSHKIN N	RUS
17:46:00	17:52:30	12	SUN Wenqian / WANG Kuo	CHN
17:52:30	17:59:00	13	CHEN Hong / ZHAO Yan	CHN

NOTE

This time schedule is based on the timing intervals listed below, but is subject to change:


Resurfacing: 15:00

Warm-Up: 5:00

Duration of Skating: 2:50 +/- 10 seconds

Judging First: 3:10

Judging Last: 3:10

Timing and Results provided by  TISSOT



Planned Program Content

1 SONG Linshu / LIU Yu			CHN		
Coach: Guiyu Huang			Music: Paso Doble		
Element Number	Name	Description	Element Number	Name	Description
1	STw	Synchronized Twizzle	5	RoLi	Rotational Lift
2	1PD	Paso Doble			
3	PSt	Partial Step Sequence			
4	NtDiSt	Not Touching Diagonal Step Seq.			
2 ROBLEDO Celia / FENERO Luis			ESP		
Coach: Patrice Lauzon			Music: Flamenco, Paso Doble, Flamenco		
Element Number	Name	Description	Element Number	Name	Description
1	NtMiSt	Midl. Not Touch. Step Seq.	5	STw	Synchronized Twizzle
2	SILi	Straight Line Lift			
3	1PD	Paso Doble			
4	PSt	Partial Step Sequence			
3 NISHIMURA Kei / SUZUKI Kentaro			JPN		
Coach: H. Suzuki, T. Suzuki			Music: Paso Doble, Flamenco		
Element Number	Name	Description	Element Number	Name	Description
1	NtMiSt	Midl. Not Touch. Step Seq.	5	RoLi	Rotational Lift
2	1PD	Paso Doble			
3	PST	Partial Step Sequence			
4	STw	Synchronized Twizzle			
4 GUIGNARD Charlene / FABBRI Marco			ITA		
Coach: B Fusar Poli, I Shpilband			Music: Flamenco, Paso Doble		
Element Number	Name	Description	Element Number	Name	Description
1	STw	Synchronized Twizzle	5	RoLi	Rotational Lift
2	NtMiSt	Midl. Not Touch. Step Seq.			
3	1PD	Paso Doble			
4	PSt	Partial Step Sequence			
5 URBAN Jennifer / LERCHE Sevan			GER		
Coach: R. Sinicyn, M. Skotnický			Music: Paso Doble		
Element Number	Name	Description	Element Number	Name	Description
1	STw	Synchronized Twizzle	5	RoLi	Rotational Lift
2	1PD	Paso Doble			
3	PST	Partial Step Sequence			
4	NtMiSt	Midl. Not Touch. Step Seq.			



Planned Program Content

6 UZUROVA Karina / ALI Ilias			KAZ		
Coach: A. Krylova, P. Camerlengo					
Music: Flamenco, Paso Doble					
Element Number	Name	Description	Element Number	Name	Description
1	NtMiSt	Midl. Not Touch. Step Seq.	5	pst	Partial Step Sequence
2	STw	Synchronized Twizzle			
3	SILi	Straight Line Lift			
4	1pd	Paso Doble			
7 HURTADO Sara / DIAZ Adria			ESP		
Coach: Patrice. Lauzon					
Music: Paso Doble, Flamenco					
Element Number	Name	Description	Element Number	Name	Description
1	SILi	Straight Line Lift	5	STw	Synchronized Twizzle
2	1PD	Paso Doble			
3	PSt	Partial Step Sequence			
4	NtMiSt	Midl. Not Touch. Step Seq.			
8 YERMAK Lolita / SHUMSKI Alexei			UKR		
Coach: Alexandr Tumanovskiy					
Music: Waltz, Paso Doble					
Element Number	Name	Description	Element Number	Name	Description
1	NtMiSt	Midl. Not Touch. Step Seq.	5	RoLi	Rotational Lift
2	STw	Synchronized Twizzle			
3	1PD	Paso Doble			
4	PSt	Partial Step Sequence			
9 AUBRY Laureline / BELLINGARD Kevin			FRA		
Coach: Catherine Papadakis					
Music: Flamenco, Paso Doble					
Element Number	Name	Description	Element Number	Name	Description
1	1pd	Paso Doble	5	NtMiSt	Midl. Not Touch. Step Seq.
2	pst	Partial Step Sequence			
3	STw	Synchronized Twizzle			
4	CuLi	Curve Lift			
10 TESTA Federica / CSOLLEY Lukas			SVK		
Coach: R. Pelizzola, P. Mezzadri					
Music: Flamenco, Paso Doble, Flamenco					
Element Number	Name	Description	Element Number	Name	Description
1	STw	Synchronized Twizzle	5	NtMiSt	Midl. Not Touch. Step Seq.
2	CuLi	Curve Lift			
3	1PD	Paso Doble			
4	PSt	Partial Step Sequence			



Planned Program Content

11 KOSIGINA E / MOROSHKIN N			RUS		
Coach: Oleg Sudakov					
Music: Flamenco, Paso Doble					
Element Number	Name	Description	Element Number	Name	Description
1	NtMiSt	Midl. Not Touch. Step Seq.	5	pst	Partial Step Sequence
2	STw	Synchronized Twizzle			
3	RoLi	Rotational Lift			
4	1pd	Paso Doble			
12 SUN Wenqian / WANG Kuo			CHN		
Coach: Ge Gao					
Music: Paso Doble, Flamenco					
Element Number	Name	Description	Element Number	Name	Description
1	1PD	Paso Doble	5	NtMiSt	Midl. Not Touch. Step Seq.
2	PSt	Partial Step Sequence			
3	STw	Synchronized Twizzle			
4	SILi	Straight Line Lift			
13 CHEN Hong / ZHAO Yan			CHN		
Coach: Hongyan Xi					
Music: Paso Doble					
Element Number	Name	Description	Element Number	Name	Description
1	STw	Synchronized Twizzle	5	RoLi	Rotational Lift
2	1PD	Paso Doble			
3	PSt	Partial Step Sequence			
4	NtMiSt	Midl. Not Touch. Step Seq.			



Technical Panel and Panel of Judges

Technical Panel

Function	Name	
Technical Controller	GORDON POLTORAK Halina	ISU
Technical Specialist	TUMANOVSKAYA Maria	ISU
Assistant Technical Specialist	RAUER Thomas	ISU

Panel of Judges

Function	Name	
Referee	CESARO Michela	ISU
Judge No.1	DUBROWKO Danuta	POL
Judge No.2	BAUMANN Christian	GER
Judge No.3	JIANG Hailan	CHN
Judge No.4	SPALLUTO Simonetta	ITA
Judge No.5	ABASOVA Maira	RUS
Judge No.6	PLESNIKOVA Zuzana	CZE
Judge No.7	KATO Mayumi	JPN

Data / Replay Operators

Function	Name	
Data Operator	GRAGLIA Flavia	ISU
Replay Operator	WALDVOGEL Michael	ISU



Segment Results

Rank	Name	CC	Total Segment Score
1	GUIGNARD Charlene / FABBRI Marco	ITA	64.44
2	HURTADO Sara / DIAZ Adria	ESP	63.12
3	TESTA Federica / CSOLLEY Lukas	SVK	53.04
4	KOSIGINA E / MOROSHKIN N	RUS	52.10
5	UZUROVA Karina / ALI Ilias	KAZ	46.86
6	CHEN Hong / ZHAO Yan	CHN	45.98
7	URBAN Jennifer / LERCHE Sevan	GER	44.76
8	ROBLEDO Celia / FENERO Luis	ESP	44.16
9	YERMAK Lolita / SHUMSKI Alexei	UKR	42.38
10	AUBRY Laureline / BELLINGARD Kevin	FRA	42.08
11	SONG Linshu / LIU Yu	CHN	40.04
12	NISHIMURA Kei / SUZUKI Kentaro	JPN	34.04
13	SUN Wenqian / WANG Kuo	CHN	34.02

CESARO Michela, ISU
Referee

GORDON POLTORAK Halina, ISU
Technical Controller



Results Details

Rk	Name	CC	Total Segment Score	Total Element Score	Factored Total Component Score	Unfactored Program Component Scores					Total Deductions
						Skating Skills	Transitions /Linking Footwork /Movement	Performance /Execution	Choreography /Composition	Interpretation /Timing	
1	GUIGNARD Charlene FABBRI Marco	ITA	64.44	33.76	30.68	7.65	7.55	7.65	7.65	7.85	0.00
2	HURTADO Sara DIAZ Adria	ESP	63.12	32.76	30.36	7.35	7.35	7.75	7.65	7.85	0.00
3	TESTA Federica CSOLLEY Lukas	SVK	53.04	25.88	27.16	6.75	6.65	6.65	6.95	6.95	0.00
4	KOSIGINA Evgenia MOROSHKIN Nikolai	RUS	52.10	25.74	26.36	6.70	6.35	6.65	6.60	6.65	0.00
5	UZUROVA Karina ALI Ilias	KAZ	46.86	26.06	20.80	5.30	5.00	5.25	5.35	5.10	0.00
6	CHEN Hong ZHAO Yan	CHN	45.98	24.46	21.52	5.60	5.10	5.45	5.45	5.30	0.00
7	URBAN Jennifer LERCHE Sevan	GER	44.76	25.72	20.04	5.05	4.80	5.10	5.10	5.00	-1.00
8	ROBLEDO Celia FENERO Luis	ESP	44.16	25.16	19.00	4.65	4.50	4.90	4.85	4.85	0.00
9	YERMAK Lolita SHUMSKI Alexei	UKR	42.38	22.10	20.28	5.10	4.80	5.30	5.25	4.90	0.00
10	AUBRY Laureline BELLINGARD Kevin	FRA	42.08	23.80	18.28	4.60	4.45	4.60	4.80	4.40	0.00
11	SONG Linshu LIU Yu	CHN	40.04	22.96	18.08	4.70	4.35	4.75	4.60	4.20	-1.00
12	NISHIMURA Kei SUZUKI Kentaro	JPN	34.04	16.84	17.20	4.45	4.10	4.35	4.45	4.15	0.00
13	SUN Wenqian WANG Kuo	CHN	34.02	17.70	16.32	4.10	3.90	4.15	4.30	3.95	0.00

LEGEND

Rk Rank



Judges Details Per Skater

Rank	Name	CC	Starting Number	Total Segment Score	Total Element Score	Program Component Score (factored)	Total Deductions
1	GUIGNARD Charlene / FABBRI Marco	ITA	4	64.44	33.76	30.68	0.00

#	Executed Elements	Info	Base Value	GOE	J1	J2	J3	J4	J5	J6	J7	J8	J9	Scores of Panel
1	STw4		6.60	0.84	2	2	2	1	1	1	1	-	-	7.44
2	NtMiSt3		7.10	2.20	2	2	2	2	2	2	2	-	-	9.30
3	1PD3+kpYYN		5.00	0.60	1	1	1	1	1	1	1	-	-	5.60
4	PSt3+kpYYN		5.00	0.72	2	1	2	1	1	1	1	-	-	5.72
5	RoLi4		4.50	1.20	2	1	2	2	2	2	2	-	-	5.70
			28.20										33.76	

Program Components

Factor

Skating Skills	0.80	7.75	7.50	7.25	8.25	7.75	7.50	7.75	-	-	7.65
Transitions / Linking Footwork / Movement	0.80	7.50	7.75	7.50	8.25	7.50	7.50	7.50	-	-	7.55
Performance / Execution	0.80	7.75	7.75	7.25	8.00	7.75	7.50	7.50	-	-	7.65
Composition / Choreography	0.80	8.00	7.50	7.50	8.25	7.50	7.50	7.75	-	-	7.65
Interpretation / Timing	0.80	8.25	7.50	7.25	8.00	8.00	7.75	8.00	-	-	7.85
Judges Total Program Component Score (factored)											30.68

Deductions:

0.00

Rank	Name	CC	Starting Number	Total Segment Score	Total Element Score	Program Component Score (factored)	Total Deductions
2	HURTADO Sara / DIAZ Adria	ESP	7	63.12	32.76	30.36	0.00

#	Executed Elements	Info	Base Value	GOE	J1	J2	J3	J4	J5	J6	J7	J8	J9	Scores of Panel
1	SLi4		4.50	1.20	2	2	3	2	2	2	2	-	-	5.70
2	1PD4+kpYYY		6.00	0.60	1	1	1	1	1	1	1	-	-	6.60
3	PSt3+kpYNY		5.00	0.84	2	1	1	0	2	2	1	-	-	5.84
4	NtMiSt3		7.10	1.32	1	1	1	1	1	2	2	-	-	8.42
5	STw3		5.60	0.60	0	1	1	1	1	1	1	-	-	6.20
			28.20										32.76	

Program Components

Factor

Skating Skills	0.80	7.50	7.00	7.25	8.00	7.25	7.25	7.50	-	-	7.35
Transitions / Linking Footwork / Movement	0.80	7.25	7.00	7.25	8.00	7.50	7.25	7.50	-	-	7.35
Performance / Execution	0.80	7.75	7.25	7.50	8.00	8.00	7.75	7.75	-	-	7.75
Composition / Choreography	0.80	7.75	7.25	7.50	8.25	7.75	7.50	7.75	-	-	7.65
Interpretation / Timing	0.80	8.00	7.00	7.75	8.25	8.00	7.50	8.00	-	-	7.85
Judges Total Program Component Score (factored)											30.36

Deductions:

0.00

Rank	Name	CC	Starting Number	Total Segment Score	Total Element Score	Program Component Score (factored)	Total Deductions
3	TESTA Federica / CSOLLEY Lukas	SVK	10	53.04	25.88	27.16	0.00

#	Executed Elements	Info	Base Value	GOE	J1	J2	J3	J4	J5	J6	J7	J8	J9	Scores of Panel
1	STw1		3.10	-0.30	-1	-1	-2	0	-1	-1	-1	-	-	2.80
2	CuLi3		4.00	-0.18	1	-1	-2	-1	-1	0	1	-	-	3.82
3	1PD4+kpYYY		6.00	0.36	1	0	1	0	0	1	1	-	-	6.36
4	PSt3+kpYYN		5.00	-0.30	1	-1	-1	-1	0	0	-1	-	-	4.70
5	NtMiSt3		7.10	1.10	2	1	1	1	0	1	1	-	-	8.20
			25.20										25.88	

Program Components

Factor

Skating Skills	0.80	7.25	5.00	6.25	7.25	7.00	7.00	6.25	-	-	6.75
Transitions / Linking Footwork / Movement	0.80	7.00	5.75	6.50	7.25	6.75	7.00	6.00	-	-	6.65
Performance / Execution	0.80	7.00	6.00	6.50	7.00	6.75	7.25	6.00	-	-	6.65
Composition / Choreography	0.80	7.50	6.50	6.50	7.50	7.25	7.00	6.50	-	-	6.95
Interpretation / Timing	0.80	7.75	5.50	6.75	7.25	6.75	7.25	6.75	-	-	6.95
Judges Total Program Component Score (factored)											27.16

Deductions:

0.00



Judges Details Per Skater

Rank	Name	CC	Starting Number	Total Segment Score	Total Element Score	Program Component Score (factored)	Total Deductions
4	KOSIGINA E / MOROSHKIN N	RUS	11	52.10	25.74	26.36	0.00

#	Executed Elements	Info	Base Value	GOE	J1	J2	J3	J4	J5	J6	J7	J8	J9	Scores of Panel
1	NtMiSt2		5.60	1.10	1	1	1	-1	1	1	2	-	-	6.70
2	STw3		5.60	-0.50	-1	-1	1	-1	-1	-1	-1	-	-	5.10
3	RoLi4		4.50	0.96	1	2	2	1	2	1	2	-	-	5.46
4	1PD2+kpNYN		4.00	0.48	1	1	0	-1	1	1	1	-	-	4.48
5	PSt2+kpNYN		4.00	0.00	0	0	0	-1	0	0	1	-	-	4.00
23.70														

Program Components

Factor

Skating Skills	0.80	6.75	6.25	6.50	6.25	7.25	6.75	7.25	-	-	-	-	-	6.70
Transitions / Linking Footwork / Movement	0.80	6.50	6.00	6.00	6.00	6.75	6.50	7.00	-	-	-	-	-	6.35
Performance / Execution	0.80	7.00	6.25	6.50	6.25	7.25	6.50	7.00	-	-	-	-	-	6.65
Composition / Choreography	0.80	6.75	6.25	6.25	6.25	7.00	6.75	7.25	-	-	-	-	-	6.60
Interpretation / Timing	0.80	7.00	6.00	6.50	5.75	7.00	6.75	7.50	-	-	-	-	-	6.65
Judges Total Program Component Score (factored)														26.36

Deductions:

0.00

Rank	Name	CC	Starting Number	Total Segment Score	Total Element Score	Program Component Score (factored)	Total Deductions
5	UZUROVA Karina / ALI Ilias	KAZ	6	46.86	26.06	20.80	0.00

#	Executed Elements	Info	Base Value	GOE	J1	J2	J3	J4	J5	J6	J7	J8	J9	Scores of Panel
1	NtMiSt2		5.60	0.44	0	0	0	1	1	1	0	-	-	6.04
2	STw4		6.60	0.48	1	0	1	1	1	1	0	-	-	7.08
3	SILi4		4.50	0.24	1	0	0	0	1	1	0	-	-	4.74
4	1PD2+kpTNY		4.00	-0.50	-1	-2	0	-1	-1	-1	-1	-	-	3.50
5	PSt3+kpYTY		5.00	-0.30	0	-1	-1	-1	0	0	-1	-	-	4.70
25.70														

Program Components

Factor

Skating Skills	0.80	5.50	4.00	5.00	5.25	5.50	5.50	5.25	-	-	-	-	-	5.30
Transitions / Linking Footwork / Movement	0.80	5.25	3.75	4.75	5.00	5.25	5.00	5.00	-	-	-	-	-	5.00
Performance / Execution	0.80	5.50	4.25	5.00	5.25	5.75	5.25	5.25	-	-	-	-	-	5.25
Composition / Choreography	0.80	5.50	4.50	5.25	5.25	5.75	5.25	5.50	-	-	-	-	-	5.35
Interpretation / Timing	0.80	5.75	4.00	4.75	4.75	5.50	5.00	5.50	-	-	-	-	-	5.10
Judges Total Program Component Score (factored)														20.80

Deductions:

0.00

Rank	Name	CC	Starting Number	Total Segment Score	Total Element Score	Program Component Score (factored)	Total Deductions
6	CHEN Hong / ZHAO Yan	CHN	13	45.98	24.46	21.52	0.00

#	Executed Elements	Info	Base Value	GOE	J1	J2	J3	J4	J5	J6	J7	J8	J9	Scores of Panel
1	STw3		5.60	0.72	1	2	2	0	1	1	1	-	-	6.32
2	1PD2+kpYNN		4.00	-0.30	-1	-1	-1	-1	0	0	0	-	-	3.70
3	PSt2+kpNNY		4.00	0.00	0	0	0	-1	1	0	0	-	-	4.00
4	NtMiSt2		5.60	0.22	0	0	0	0	1	1	0	-	-	5.82
5	RoLi4		4.50	0.12	1	0	1	0	0	0	0	-	-	4.62
23.70														

Program Components

Factor

Skating Skills	0.80	5.50	4.75	5.75	5.50	5.75	5.75	5.50	-	-	-	-	-	5.60
Transitions / Linking Footwork / Movement	0.80	5.00	4.50	5.00	4.75	5.50	5.50	5.25	-	-	-	-	-	5.10
Performance / Execution	0.80	5.50	4.50	5.25	5.25	6.00	5.75	5.50	-	-	-	-	-	5.45
Composition / Choreography	0.80	5.50	4.50	5.50	5.25	5.50	5.50	5.75	-	-	-	-	-	5.45
Interpretation / Timing	0.80	5.25	4.50	5.25	4.75	6.00	5.75	5.50	-	-	-	-	-	5.30
Judges Total Program Component Score (factored)														21.52

Deductions:

0.00



Judges Details Per Skater

Rank	Name	CC	Starting Number	Total Segment Score	Total Element Score	Program Component Score (factored)	Total Deductions
7	URBAN Jennifer / LERCHE Sevan	GER	5	44.76	25.72	20.04	-1.00

#	Executed Elements	Info	Base Value	GOE	J1	J2	J3	J4	J5	J6	J7	J8	J9	Scores of Panel
1	STw4		6.60	0.00	0	1	0	0	-1	0	0	-	-	6.60
2	1PD2+kpYNN		4.00	0.00	0	1	-1	0	0	0	0	-	-	4.00
3	PSt3+kpYYN		5.00	-0.10	0	0	-1	-1	0	0	0	-	-	4.90
4	NtMiSt2		5.60	0.22	1	1	0	-1	0	0	0	-	-	5.82
5	RoLi4		4.50	-0.10	0	0	0	-1	-1	0	0	-	-	4.40
			25.70											25.72

Program Components

Factor

Skating Skills	0.80	5.25	5.50	4.75	4.25	4.75	5.00	5.50	-	-			5.05
Transitions / Linking Footwork / Movement	0.80	5.00	5.25	5.00	4.25	4.50	4.50	5.00	-	-			4.80
Performance / Execution	0.80	5.50	5.50	5.50	4.50	4.50	4.75	5.25	-	-			5.10
Composition / Choreography	0.80	5.25	5.75	5.25	4.50	4.75	5.00	5.25	-	-			5.10
Interpretation / Timing	0.80	5.25	5.25	5.00	4.00	4.50	5.00	5.50	-	-			5.00
Judges Total Program Component Score (factored)													20.04
Deductions:	Extended lifts:	-1.00											-1.00

Rank	Name	CC	Starting Number	Total Segment Score	Total Element Score	Program Component Score (factored)	Total Deductions
8	ROBLEDO Celia / FENERO Luis	ESP	2	44.16	25.16	19.00	0.00

#	Executed Elements	Info	Base Value	GOE	J1	J2	J3	J4	J5	J6	J7	J8	J9	Scores of Panel
1	NtMiSt2		5.60	0.00	0	0	1	0	0	0	0	-	-	5.60
2	SiLi4		4.50	0.96	2	2	2	2	1	1	1	-	-	5.46
3	1PD3+kpYNY		5.00	0.00	0	0	0	-1	0	0	0	-	-	5.00
4	PSt3+kpYYN		5.00	-0.50	0	-1	-1	-1	-1	-1	-1	-	-	4.50
5	STw3		5.60	-1.00	-2	-2	-2	-2	-2	-2	-2	-	-	4.60
			25.70											25.16

Program Components

Factor

Skating Skills	0.80	4.75	4.50	5.50	4.50	4.50	5.00	4.50	-	-			4.65
Transitions / Linking Footwork / Movement	0.80	4.50	4.50	5.25	4.50	4.25	4.75	4.25	-	-			4.50
Performance / Execution	0.80	4.75	5.25	5.75	4.75	4.75	5.00	4.75	-	-			4.90
Composition / Choreography	0.80	5.00	5.00	5.50	4.50	4.50	5.25	4.50	-	-			4.85
Interpretation / Timing	0.80	4.75	4.75	5.00	4.00	5.00	5.00	4.75	-	-			4.85
Judges Total Program Component Score (factored)													19.00
Deductions:													0.00

Rank	Name	CC	Starting Number	Total Segment Score	Total Element Score	Program Component Score (factored)	Total Deductions
9	YERMAK Lolita / SHUMSKI Alexei	UKR	8	42.38	22.10	20.28	0.00

#	Executed Elements	Info	Base Value	GOE	J1	J2	J3	J4	J5	J6	J7	J8	J9	Scores of Panel
1	NtMiSt2		5.60	-1.00	-1	-1	-1	-1	-1	-1	0	-	-	4.60
2	STw4		6.60	-0.10	0	0	-1	-1	0	0	1	-	-	6.50
3	1PD2+kpYNN		4.00	-0.20	-1	-2	0	-1	0	0	0	-	-	3.80
4	PSt1+kpNNN		3.00	-0.30	-1	0	-2	-2	0	0	0	-	-	2.70
5	RoLi4		4.50	0.00	0	0	0	-1	0	1	0	-	-	4.50
			23.70											22.10

Program Components

Factor

Skating Skills	0.80	5.25	4.25	5.25	4.75	5.25	5.00	6.25	-	-			5.10
Transitions / Linking Footwork / Movement	0.80	5.00	4.00	5.00	4.25	5.00	4.75	6.00	-	-			4.80
Performance / Execution	0.80	5.25	5.25	5.50	4.50	5.50	5.00	6.25	-	-			5.30
Composition / Choreography	0.80	5.25	5.25	5.00	4.50	5.50	5.25	6.25	-	-			5.25
Interpretation / Timing	0.80	4.75	4.75	4.75	4.00	5.25	5.00	6.00	-	-			4.90
Judges Total Program Component Score (factored)													20.28
Deductions:													0.00



Judges Details Per Skater

Rank	Name	CC	Starting Number	Total Segment Score	Total Element Score	Program Component Score (factored)	Total Deductions
10	AUBRY Laureline / BELLINGARD Kevin	FRA	9	42.08	23.80	18.28	0.00

#	Executed Elements	Info	Base Value	GOE	J1	J2	J3	J4	J5	J6	J7	J8	J9	Scores of Panel
1	1PD3+kpYNY		5.00	-0.10	-1	-1	0	0	0	0	0	-	-	4.90
2	PSt1+kpNNN		3.00	-0.40	-1	0	-1	-1	-1	-1	0	-	-	2.60
3	STw4		6.60	0.12	0	1	0	0	0	0	1	-	-	6.72
4	CuLi4		4.50	0.48	1	2	1	1	0	0	1	-	-	4.98
5	NtMiSt2		5.60	-1.00	-1	-1	-1	-1	-1	-1	-2	-	-	4.60
			24.70										23.80	

Program Components

Factor

Skating Skills	0.80	4.50	3.75	5.25	4.25	4.50	4.75	5.00	-	-				4.60
Transitions / Linking Footwork / Movement	0.80	4.00	4.25	5.00	4.25	4.25	4.50	5.00	-	-				4.45
Performance / Execution	0.80	4.25	4.25	5.50	4.25	4.50	4.75	5.25	-	-				4.60
Composition / Choreography	0.80	4.50	4.50	5.50	4.25	4.75	4.75	5.50	-	-				4.80
Interpretation / Timing	0.80	4.00	4.00	5.00	3.75	4.50	4.50	5.50	-	-				4.40
Judges Total Program Component Score (factored)														18.28

Deductions:

0.00

Rank	Name	CC	Starting Number	Total Segment Score	Total Element Score	Program Component Score (factored)	Total Deductions
11	SONG Linshu / LIU Yu	CHN	1	40.04	22.96	18.08	-1.00

#	Executed Elements	Info	Base Value	GOE	J1	J2	J3	J4	J5	J6	J7	J8	J9	Scores of Panel
1	STw4		6.60	0.00	0	0	1	0	0	0	0	-	-	6.60
2	1PD2+kpNNY		4.00	-0.30	-1	-1	-1	-1	0	0	0	-	-	3.70
3	PSt2+kpNNY		4.00	-0.10	0	0	0	-1	0	0	-1	-	-	3.90
4	NtDiSt1		4.10	-0.20	0	0	-1	-1	-1	0	0	-	-	3.90
5	RoLi4		4.50	0.36	1	1	0	0	1	1	0	-	-	4.86
			23.20										22.96	

Program Components

Factor

Skating Skills	0.80	4.50	4.75	4.75	4.00	4.75	4.75	5.25	-	-				4.70
Transitions / Linking Footwork / Movement	0.80	4.00	4.50	4.00	3.75	4.50	4.75	5.00	-	-				4.35
Performance / Execution	0.80	4.50	5.00	4.25	4.25	5.00	5.00	5.25	-	-				4.75
Composition / Choreography	0.80	4.25	5.25	4.00	4.00	4.75	5.00	5.00	-	-				4.60
Interpretation / Timing	0.80	4.00	3.00	4.00	3.75	4.50	4.75	5.25	-	-				4.20
Judges Total Program Component Score (factored)														18.08

Deductions:

Extended lifts: -1.00

-1.00

Rank	Name	CC	Starting Number	Total Segment Score	Total Element Score	Program Component Score (factored)	Total Deductions
12	NISHIMURA Kei / SUZUKI Kentaro	JPN	3	34.04	16.84	17.20	0.00

#	Executed Elements	Info	Base Value	GOE	J1	J2	J3	J4	J5	J6	J7	J8	J9	Scores of Panel
1	NtMiSt1		4.10	0.00	-1	1	0	0	0	0	0	-	-	4.10
2	1PD1+kpNNN		3.00	-0.30	-1	-1	-1	-1	0	0	0	-	-	2.70
3	PSt1+kpNNN		3.00	-0.30	-1	-1	-1	-1	0	0	0	-	-	2.70
4	STw2		4.60	-0.50	-1	-1	-1	-1	-1	-1	-1	-	-	4.10
5	RoLi2		3.00	0.24	0	0	1	0	1	0	1	-	-	3.24
			17.70										16.84	

Program Components

Factor

Skating Skills	0.80	4.25	3.75	5.00	3.75	4.50	4.75	5.00	-	-				4.45
Transitions / Linking Footwork / Movement	0.80	4.00	3.75	4.25	3.75	4.00	4.50	4.75	-	-				4.10
Performance / Execution	0.80	4.25	4.25	4.25	4.00	4.50	4.50	5.00	-	-				4.35
Composition / Choreography	0.80	4.25	4.25	4.00	4.25	4.75	4.75	5.00	-	-				4.45
Interpretation / Timing	0.80	3.50	3.75	4.00	3.75	4.50	4.75	5.25	-	-				4.15
Judges Total Program Component Score (factored)														17.20

Deductions:

0.00



Judges Details Per Skater

Rank	Name	CC	Starting Number	Total Segment Score	Total Element Score	Program Component Score (factored)	Total Deductions							
13	SUN Wenqian / WANG Kuo	CHN	12	34.02	17.70	16.32	0.00							
#	Executed Elements	Info	Base Value	GOE	J1	J2	J3	J4	J5	J6	J7	J8	J9	Scores of Panel
1	1PD1+kpNNN		3.00	-0.60	-1	-2	-1	-2	-1	-1	0	-	-	2.40
2	PSt1+kpNNN		3.00	-0.60	-1	1	-2	-2	-1	-1	-1	-	-	2.40
3	STw3		5.60	-0.40	-2	0	-1	0	-1	-1	-1	-	-	5.20
4	SILi3		4.00	0.00	0	1	0	0	0	0	0	-	-	4.00
5	NtMiSt1		4.10	-0.40	-1	0	-1	-1	-1	-1	0	-	-	3.70
			19.70										17.70	
Program Components			Factor											
Skating Skills			0.80		4.00	4.00	4.00	3.50	4.00	4.50	4.50	-	-	4.10
Transitions / Linking Footwork / Movement			0.80		3.75	4.00	3.75	3.75	3.75	4.25	4.25	-	-	3.90
Performance / Execution			0.80		4.00	4.50	3.75	4.00	4.00	4.50	4.25	-	-	4.15
Composition / Choreography			0.80		4.25	4.50	4.00	4.00	4.25	4.50	4.50	-	-	4.30
Interpretation / Timing			0.80		3.75	4.50	3.75	3.50	3.75	4.25	4.25	-	-	3.95
Judges Total Program Component Score (factored)													16.32	
Deductions:													0.00	

LEGEND

GOE Grade of Execution



Start List With Times

Start Time	Finish Time	Starting Number	Name	CC	Current Rank	Current Score
19:00:00	19:06:00		Warm-Up Group 1			
19:06:30	19:14:10	1	SUN Wenqian / WANG Kuo	CHN	13	34.02
19:14:10	19:21:50	2	SONG Linshu / LIU Yu	CHN	11	40.04
19:21:50	19:29:30	3	AUBRY Laureline / BELLINGARD Kevin	FRA	10	42.08
19:29:30	19:37:10	4	NISHIMURA Kei / SUZUKI Kentaro	JPN	12	34.04
19:37:10	19:43:10		Warm-Up Group 2			
19:43:40	19:51:20	5	YERMAK Lolita / SHUMSKI Alexei	UKR	9	42.38
19:51:20	19:59:00	6	ROBLEDO Celia / FENERO Luis	ESP	8	44.16
19:59:00	20:06:40	7	URBAN Jennifer / LERCHE Sevan	GER	7	44.76
20:06:40	20:14:20	8	CHEN Hong / ZHAO Yan	CHN	6	45.98
20:14:20	20:29:20		Resurfacing of the Ice			
20:29:20	20:35:20		Warm-Up Group 3			
20:35:50	20:43:30	9	GUIGNARD Charlene / FABBRI Marco	ITA	1	64.44
20:43:30	20:51:10	10	KOSIGINA Evgenia / MOROSHKIN Nikolai	RUS	4	52.10
20:51:10	20:58:50	11	TESTA Federica / CSOLLEY Lukas	SVK	3	53.04
20:58:50	21:06:30	12	UZUROVA Karina / ALI Ilias	KAZ	5	46.86
21:06:30	21:14:10	13	HURTADO Sara / DIAZ Adria	ESP	2	63.12

NOTE

This time schedule is based on the timing intervals listed below, but is subject to change:


Resurfacing: 15:00

Warm-Up: 5:00

Duration of Skating: 4:00 +/- 10 seconds

Judging First: 3:10

Judging Last: 3:10

Timing and Results provided by  TISSOT



Planned Program Content

1 SUN Wenqian / WANG Kuo			CHN		Current Rank:	13
Coach: Ge Gao						
Music: The Worlds Meet, Mutation						
Element Number	Name	Description	Element Number	Name	Description	
1	SILi	Straight Line Lift	8	ChSp	Choreographic Spinning Movement	
2	STw	Synchronized Twizzle				
3	CiSt	Circular Step Seq.				
4	CoSp	Comb. Spin				
5	RoLi	Rotational Lift				
6	CuLi	Curve Lift				
7	DiSt	Diagonal Step Sequence				
2 SONG Linshu / LIU Yu			CHN		Current Rank:	11
Coach: Guiyu Huang						
Music: Love Runs Out, J'y Suis Jamais Alle						
Element Number	Name	Description	Element Number	Name	Description	
1	SILi	Straight Line Lift	8	ChLi	Choreographic Dance Lift	
2	Sp	Spin				
3	DiSt	Diagonal Step Sequence				
4	STw	Synchronized Twizzle				
5	CuLi	Curve Lift				
6	CiSt	Circular Step Seq.				
7	RoLi	Rotational Lift				
3 AUBRY Laureline / BELLINGARD Kevin			FRA		Current Rank:	10
Coach: Catherine Papadakis						
Music: The Heart Asks Pleasure, Good bye, Lenin						
Element Number	Name	Description	Element Number	Name	Description	
1	CiSt	Circular Step Seq.	8	ChLi	Choreographic Dance Lift	
2	STw	Synchronized Twizzle				
3	RoLi	Rotational Lift				
4	CoSp	Comb. Spin				
5	CuLi	Curve Lift				
6	SILi	Straight Line Lift				
7	MiSt	Midline Step Sequence				
4 NISHIMURA Kei / SUZUKI Kentaro			JPN		Current Rank:	12
Coach: H. Suzuki, T. Suzuki						
Music: The Phantom of the Opera (soundtrack)						
Element Number	Name	Description	Element Number	Name	Description	
1	CiSt	Circular Step Seq.	8	ChSp	Choreographic Spinning Movement	
2	CuLi	Curve Lift				
3	STw	Synchronized Twizzle				
4	CoSp	Comb. Spin				
5	SILi	Straight Line Lift				
6	RoLi	Rotational Lift				
7	DiSt	Diagonal Step Sequence				



Planned Program Content

5 YERMAK Lolita / SHUMSKI Alexei			UKR		Current Rank:	9
Coach: Alexandr Tumanovskiy						
Music: Primavera Portena by Astor Piazzolla						
Element Number	Name	Description	Element Number	Name	Description	
1	STw	Synchronized Twizzle	8	ChLi	Choreographic Dance Lift	
2	SILi	Straight Line Lift				
3	CoSp	Comb. Spin				
4	CiSt	Circular Step Seq.				
5	CuLi	Curve Lift				
6	DiSt	Diagonal Step Sequence				
7	RoLi	Rotational Lift				
6 ROBLEDO Celia / FENERO Luis			ESP		Current Rank:	8
Coach: Patrice Lauzon						
Music: Man on a Ledge (OST), La Terre Du Ciel						
Element Number	Name	Description	Element Number	Name	Description	
1	SILi	Straight Line Lift				
2	STw	Synchronized Twizzle				
3	CiSt	Circular Step Seq.				
4	CoSp	Comb. Spin				
5	CoLi	Combo Lift				
6	DiSt	Diagonal Step Sequence				
7	ChSp	Choreographic Spinning Movement				
7 URBAN Jennifer / LERCHE Sevan			GER		Current Rank:	7
Coach: R. Sinicyn, M. Skotnicky						
Music: Spirit of Persia						
Element Number	Name	Description	Element Number	Name	Description	
1	STw	Synchronized Twizzle				
2	MiSt	Midline Step Sequence				
3	RoLi	Rotational Lift				
4	CoSp	Comb. Spin				
5	CiSt	Circular Step Seq.				
6	CuLi+CuLi	Curve Lift+Curve Lift				
7	ChSp	Choreographic Spinning Movement				
8 CHEN Hong / ZHAO Yan			CHN		Current Rank:	6
Coach: Hongyan Xi						
Music: Ghost (soundtrack)						
Element Number	Name	Description	Element Number	Name	Description	
1	STw	Synchronized Twizzle	8	ChSp	Choreographic Spinning Movement	
2	SILi	Straight Line Lift				
3	CoSp	Comb. Spin				
4	CiSt	Circular Step Seq.				
5	CuLi	Curve Lift				
6	RoLi	Rotational Lift				
7	DiSt	Diagonal Step Sequence				



Planned Program Content

9 GUIGNARD Charlene / FABBRI Marco			ITA		Current Rank:	1
Coach: B Fusar Poli, I Shpilband						
Music: Lord of the Dance, Reel Around the Sun						
Element Number	Name	Description	Element Number	Name	Description	
1	CuLi	Curve Lift	8	RoLi	Rotational Lift	
2	STw	Synchronized Twizzle				
3	MiSt	Midline Step Sequence				
4	CoSp	Comb. Spin				
5	CiSt	Circular Step Seq.				
6	SILi	Straight Line Lift				
7	ChSp	Choreographic Spinning Movement				
10 KOSIGINA Evgenia / MOROSHKIN Nikolai			RUS		Current Rank:	4
Coach: Oleg Sudakov						
Music: Cirque du Soleil Medley						
Element Number	Name	Description	Element Number	Name	Description	
1	STw	Synchronized Twizzle	8	ChSp	Choreographic Spinning Movement	
2	SILi	Straight Line Lift				
3	CiSt	Circular Step Seq.				
4	CuLi	Curve Lift				
5	DiSt	Diagonal Step Sequence				
6	CoSp	Comb. Spin				
7	RoLi	Rotational Lift				
11 TESTA Federica / CSOLLEY Lukas			SVK		Current Rank:	3
Coach: R. Pelizzola, P. Mezzadri						
Music: Welcome to the Circus						
Element Number	Name	Description	Element Number	Name	Description	
1	MiSt	Midline Step Sequence	8	RoLi	Rotational Lift	
2	CuLi	Curve Lift				
3	STw	Synchronized Twizzle				
4	CoSp	Comb. Spin				
5	CiSt	Circular Step Seq.				
6	SILi	Straight Line Lift				
7	ChSp	Choreographic Spinning Movement				
12 UZUROVA Karina / ALI Ilias			KAZ		Current Rank:	5
Coach: A. Krylova, P. Camerlengo						
Music: It's a Man's World, Swing, I Feel Good						
Element Number	Name	Description	Element Number	Name	Description	
1	CiSt	Circular Step Seq.	8	ChSp	Choreographic Spinning Movement	
2	STw	Synchronized Twizzle				
3	SILi	Straight Line Lift				
4	RoLi	Rotational Lift				
5	CoSp	Comb. Spin				
6	CuLi	Curve Lift				
7	DiSt	Diagonal Step Sequence				



Planned Program Content

13 HURTADO Sara / DIAZ Adria			ESP	Current Rank:	2
Coach: Patrice Lauzon					
Music: Meditation, Atonement (OST)					
Element Number	Name	Description	Element Number	Name	Description
1	RoLi	Rotational Lift	8	ChSp	Choreographic Spinning Movement
2	CiSt	Circular Step Seq.			
3	SILi	Straight Line Lift			
4	STw	Synchronized Twizzle			
5	MiSt	Midline Step Sequence			
6	CoSp	Comb. Spin			
7	CuLi	Curve Lift			



Technical Panel and Panel of Judges

Technical Panel

Function	Name	
Technical Controller	GORDON POLTORAK Halina	ISU
Technical Specialist	TUMANOVSKAYA Maria	ISU
Assistant Technical Specialist	RAUER Thomas	ISU

Panel of Judges

Function	Name	
Referee	CESARO Michela	ISU
Judge No.1	BAUMANN Christian	GER
Judge No.2	JIANG Hailan	CHN
Judge No.3	KATO Mayumi	JPN
Judge No.4	DUBROWKO Danuta	POL
Judge No.5	PLESNIKOVA Zuzana	CZE
Judge No.6	ABASOVA Maira	RUS
Judge No.7	SPALLUTO Simonetta	ITA

Data / Replay Operators

Function	Name	
Data Operator	GRAGLIA Flavia	ISU
Replay Operator	WALDVOGEL Michael	ISU



Segment Results

Rank	Name	CC	Total Segment Score
1	GUIGNARD Charlene / FABBRI Marco	ITA	100.54
2	HURTADO Sara / DIAZ Adria	ESP	100.44
3	TESTA Federica / CSOLLEY Lukas	SVK	89.72
4	KOSIGINA Evgenia / MOROSHKIN Nikolai	RUS	86.52
5	CHEN Hong / ZHAO Yan	CHN	76.68
6	ROBLEDO Celia / FENERO Luis	ESP	74.54
7	URBAN Jennifer / LERCHE Sevan	GER	73.60
8	UZUROVA Karina / ALI Ilias	KAZ	72.16
9	YERMAK Lolita / SHUMSKI Alexei	UKR	68.62
10	AUBRY Laureline / BELLINGARD Kevin	FRA	68.22
11	SONG Linshu / LIU Yu	CHN	62.56
12	NISHIMURA Kei / SUZUKI Kentaro	JPN	60.80
13	SUN Wenqian / WANG Kuo	CHN	52.86

CESARO Michela, ISU
Referee

GORDON POLTORAK Halina, ISU
Technical Controller



Results Details

Rk	Name	CC	Total Segment Score	Total Element Score	Factored Total Component Score	Unfactored Program Component Scores					Total Deductions
						Skating Skills	Transitions /Linking Footwork /Movement	Performance /Execution	Choreography /Composition	Interpretation /Timing	
1	GUIGNARD Charlene FABBRI Marco	ITA	100.54	52.00	48.54	8.05	7.85	8.20	8.15	8.20	0.00
2	HURTADO Sara DIAZ Adria	ESP	100.44	51.90	48.54	7.90	7.80	8.15	8.30	8.30	0.00
3	TESTA Federica CSOLLEY Lukas	SVK	89.72	46.82	42.90	7.00	6.95	7.25	7.30	7.25	0.00
4	KOSIGINA Evgenia MOROSHKIN Nikolai	RUS	86.52	44.82	41.70	6.95	6.70	6.95	7.15	7.00	0.00
5	CHEN Hong ZHAO Yan	CHN	76.68	43.08	33.60	5.80	5.45	5.60	5.50	5.65	0.00
6	ROBLEDO Celia FENERO Luis	ESP	74.54	42.48	33.06	5.40	5.25	5.65	5.70	5.55	-1.00
7	URBAN Jennifer LERCHE Sevan	GER	73.60	41.20	32.40	5.40	5.20	5.55	5.50	5.35	0.00
8	UZUROVA Karina ALI Ilias	KAZ	72.16	37.90	34.26	5.80	5.55	5.75	5.75	5.70	0.00
9	YERMAK Lolita SHUMSKI Alexei	UKR	68.62	37.46	32.16	5.20	5.10	5.30	5.65	5.55	-1.00
10	AUBRY Laureline BELLINGARD Kevin	FRA	68.22	39.58	29.64	4.85	4.70	5.00	5.20	4.95	-1.00
11	SONG Linshu LIU Yu	CHN	62.56	36.68	26.88	4.55	4.15	4.65	4.60	4.45	-1.00
12	NISHIMURA Kei SUZUKI Kentaro	JPN	60.80	33.42	28.38	4.60	4.50	4.85	4.95	4.75	-1.00
13	SUN Wenqian WANG Kuo	CHN	52.86	28.92	23.94	4.05	3.70	4.10	4.25	3.85	0.00

LEGEND

Rk Rank



Judges Details Per Skater

Rank	Name	CC	Starting Number	Total Segment Score	Total Element Score	Program Component Score (factored)	Total Deductions							
1	GUIGNARD Charlene / FABBRI Marco	ITA	9	100.54	52.00	48.54	0.00							
#	Executed Elements	Info	Base Value	GOE	J1	J2	J3	J4	J5	J6	J7	J8	J9	Scores of Panel
1	CuLi4		4.50	1.20	2	2	2	2	2	2	2	-	-	5.70
2	STw4		6.60	1.20	2	2	2	2	2	2	2	-	-	7.80
3	MiSt4		8.60	1.76	2	1	2	2	1	1	2	-	-	10.36
4	CoSp4		5.60	0.96	2	2	2	1	1	1	2	-	-	6.56
5	CiSt3		7.10	1.76	2	1	2	1	2	1	2	-	-	8.86
6	SILi4		4.50	1.20	3	2	2	2	2	2	2	-	-	5.70
7	ChSp1		0.60	0.60	1	1	0	1	1	1	1	-	-	1.20
8	RoLi4		4.50	1.32	3	2	2	3	2	2	2	-	-	5.82
42.00													52.00	
Program Components				Factor										
Skating Skills				1.20	8.25	8.00	8.00	8.00	7.75	8.00	8.25	-	-	8.05
Transitions / Linking Footwork / Movement				1.20	8.25	7.50	8.00	7.75	7.75	7.50	8.25	-	-	7.85
Performance / Execution				1.20	8.25	8.25	8.25	8.00	8.00	8.25	8.50	-	-	8.20
Composition / Choreography				1.20	8.00	8.25	8.25	8.25	8.00	7.50	8.50	-	-	8.15
Interpretation / Timing				1.20	8.00	8.25	8.00	8.50	8.25	8.00	8.50	-	-	8.20
Judges Total Program Component Score (factored)													48.54	
Deductions:													0.00	

Rank	Name	CC	Starting Number	Total Segment Score	Total Element Score	Program Component Score (factored)	Total Deductions							
2	HURTADO Sara / DIAZ Adria	ESP	13	100.44	51.90	48.54	0.00							
#	Executed Elements	Info	Base Value	GOE	J1	J2	J3	J4	J5	J6	J7	J8	J9	Scores of Panel
1	RoLi4		4.50	0.84	2	1	2	1	1	1	2	-	-	5.34
2	CiSt3		7.10	1.54	2	1	2	1	1	1	2	-	-	8.64
3	SILi4		4.50	1.20	2	2	2	2	2	2	2	-	-	5.70
4	STw4		6.60	1.20	3	2	1	2	2	2	2	-	-	7.80
5	MiSt4		8.60	1.76	2	2	2	1	1	1	2	-	-	10.36
6	Sp4		5.60	1.20	3	2	2	2	2	2	2	-	-	6.80
7	CuLi4		4.50	1.20	3	2	2	2	2	2	2	-	-	5.70
8	ChSp1		0.60	0.96	3	2	2	1	1	2	1	-	-	1.56
42.00													51.90	
Program Components				Factor										
Skating Skills				1.20	8.50	8.00	7.75	8.00	7.75	7.50	8.00	-	-	7.90
Transitions / Linking Footwork / Movement				1.20	8.00	7.75	7.75	7.50	7.75	7.75	8.25	-	-	7.80
Performance / Execution				1.20	9.00	8.25	8.00	7.75	8.00	8.25	8.25	-	-	8.15
Composition / Choreography				1.20	8.75	8.25	8.50	8.00	7.75	8.25	8.50	-	-	8.30
Interpretation / Timing				1.20	9.00	8.50	8.25	8.25	7.75	8.00	8.50	-	-	8.30
Judges Total Program Component Score (factored)													48.54	
Deductions:													0.00	



Judges Details Per Skater

Rank	Name	CC	Starting Number	Total Segment Score	Total Element Score	Program Component Score (factored)	Total Deductions							
3	TESTA Federica / CSOLLEY Lukas	SVK	11	89.72	46.82	42.90	0.00							
#	Executed Elements	Info	Base Value	GOE	J1	J2	J3	J4	J5	J6	J7	J8	J9	Scores of Panel
1	MiSt3		7.10	1.10	1	1	1	1	1	0	1	-	-	8.20
2	CuLi4		4.50	0.84	1	2	2	1	1	1	2	-	-	5.34
3	STw4		6.60	0.72	1	3	1	1	1	1	2	-	-	7.32
4	CoSp4		5.60	0.84	2	2	1	1	1	1	2	-	-	6.44
5	CiSt3		7.10	0.66	1	0	1	1	1	0	-1	-	-	7.76
6	SILi4		4.50	0.84	2	2	1	1	1	1	2	-	-	5.34
7	ChSp1		0.60	0.72	2	2	1	1	1	1	1	-	-	1.32
8	RoLi4		4.50	0.60	2	1	1	1	1	1	1	-	-	5.10
40.50													46.82	
Program Components			Factor											
Skating Skills			1.20	6.25	7.25	6.75	7.00	7.00	7.00	7.00	7.50	-	-	7.00
Transitions / Linking Footwork / Movement			1.20	6.50	7.00	6.75	7.00	7.00	7.00	7.50	-	-	6.95	
Performance / Execution			1.20	7.00	7.50	7.00	7.25	7.25	7.50	7.25	-	-	7.25	
Composition / Choreography			1.20	7.25	7.75	7.25	7.25	7.25	7.00	7.50	-	-	7.30	
Interpretation / Timing			1.20	7.00	7.50	7.00	7.25	7.25	7.25	7.50	-	-	7.25	
Judges Total Program Component Score (factored)													42.90	
Deductions:													0.00	

Rank	Name	CC	Starting Number	Total Segment Score	Total Element Score	Program Component Score (factored)	Total Deductions							
4	KOSIGINA Evgenia / MOROSHKIN Nikolai	RUS	10	86.52	44.82	41.70	0.00							
#	Executed Elements	Info	Base Value	GOE	J1	J2	J3	J4	J5	J6	J7	J8	J9	Scores of Panel
1	STw4		6.60	0.48	1	1	1	0	0	1	1	-	-	7.08
2	SILi4		4.50	0.72	3	1	1	1	1	1	2	-	-	5.22
3	CiSt3		7.10	1.10	1	1	1	1	1	1	1	-	-	8.20
4	CuLi4		4.50	0.60	1	0	2	1	1	0	2	-	-	5.10
5	DiSt3		7.10	0.22	0	0	1	0	0	0	1	-	-	7.32
6	CoSp4		5.60	0.24	1	1	1	0	0	0	-1	-	-	5.84
7	RoLi4		4.50	0.84	2	2	2	1	1	1	1	-	-	5.34
8	ChSp1		0.60	0.12	0	0	0	0	0	1	1	-	-	0.72
40.50													44.82	
Program Components			Factor											
Skating Skills			1.20	6.00	6.50	6.75	7.25	7.00	7.25	7.25	-	-	6.95	
Transitions / Linking Footwork / Movement			1.20	5.75	6.25	6.75	6.75	6.75	7.00	7.25	-	-	6.70	
Performance / Execution			1.20	6.00	6.25	7.00	7.00	7.00	7.50	7.50	-	-	6.95	
Composition / Choreography			1.20	6.00	7.00	7.25	7.00	7.00	7.50	7.50	-	-	7.15	
Interpretation / Timing			1.20	5.75	6.25	7.25	7.25	7.00	7.25	7.50	-	-	7.00	
Judges Total Program Component Score (factored)													41.70	
Deductions:													0.00	



Judges Details Per Skater

Rank	Name	CC	Starting Number	Total Segment Score	Total Element Score	Program Component Score (factored)	Total Deductions							
5	CHEN Hong / ZHAO Yan	CHN	8	76.68	43.08	33.60	0.00							
#	Executed Elements	Info	Base Value	GOE	J1	J2	J3	J4	J5	J6	J7	J8	J9	Scores of Panel
1	STw4		6.60	0.96	2	2	1	2	1	1	2	-	-	7.56
2	SILi4		4.50	0.36	2	1	0	1	0	0	1	-	-	4.86
3	CoSp4		5.60	0.60	1	2	0	1	1	0	2	-	-	6.20
4	CISt2		5.60	1.10	1	0	1	1	1	1	1	-	-	6.70
5	CuLi4		4.50	0.60	2	1	1	1	1	1	1	-	-	5.10
6	RoLi4		4.50	0.00	1	0	0	0	0	0	0	-	-	4.50
7	DiSt3		7.10	0.22	1	0	1	0	0	0	0	-	-	7.32
8	ChSp1		0.60	0.24	1	0	0	1	0	1	0	-	-	0.84
39.00													43.08	
Program Components				Factor										
Skating Skills				1.20	5.75	6.00	6.00	5.50	5.50	5.75	6.00	-	-	5.80
Transitions / Linking Footwork / Movement				1.20	5.75	5.50	5.75	5.25	5.25	5.00	5.50	-	-	5.45
Performance / Execution				1.20	5.25	5.75	5.75	5.50	5.50	5.50	6.00	-	-	5.60
Composition / Choreography				1.20	5.50	5.50	6.00	5.50	5.25	5.25	5.75	-	-	5.50
Interpretation / Timing				1.20	5.00	5.25	6.25	5.75	5.50	5.50	6.25	-	-	5.65
Judges Total Program Component Score (factored)														33.60
Deductions:														0.00

Rank	Name	CC	Starting Number	Total Segment Score	Total Element Score	Program Component Score (factored)	Total Deductions								
6	ROBLEDO Celia / FENERO Luis	ESP	6	74.54	42.48	33.06	-1.00								
#	Executed Elements	Info	Base Value	GOE	J1	J2	J3	J4	J5	J6	J7	J8	J9	Scores of Panel	
1	SILi4		4.50	0.96	3	2	2	1	1	1	2	-	-	5.46	
2	STw4		6.60	0.48	1	2	1	1	1	-1	0	-	-	7.08	
3	CISt2		5.60	0.44	2	1	1	0	0	0	-1	-	-	6.04	
4	CoSp4		5.60	0.72	2	1	2	1	0	1	1	-	-	6.32	
5	CuLi4+RoLi4		9.00	1.68	3	2	2	1	1	1	1	-	-	10.68	
6	DiSt2		5.60	0.22	1	0	1	0	0	-1	0	-	-	5.82	
7	ChSp1		0.60	0.48	2	0	1	1	1	1	0	-	-	1.08	
37.50													42.48		
Program Components				Factor											
Skating Skills				1.20	6.00	6.50	5.75	5.00	5.00	4.75	5.25	-	-	5.40	
Transitions / Linking Footwork / Movement				1.20	6.00	6.00	5.50	4.50	4.75	5.00	5.00	-	-	5.25	
Performance / Execution				1.20	7.00	6.50	5.75	5.00	5.00	5.50	5.50	-	-	5.65	
Composition / Choreography				1.20	6.75	6.50	6.00	5.25	5.25	5.50	5.25	-	-	5.70	
Interpretation / Timing				1.20	6.50	6.25	6.00	5.25	5.00	5.00	5.25	-	-	5.55	
Judges Total Program Component Score (factored)														33.06	
Deductions:				Extended lifts:	-1.00										-1.00



Judges Details Per Skater

Rank	Name	CC	Starting Number	Total Segment Score	Total Element Score	Program Component Score (factored)	Total Deductions								
7	URBAN Jennifer / LERCHE Sevan	GER	7	73.60	41.20	32.40	0.00								
#	Executed Elements	Info	Base Value	GOE	J1	J2	J3	J4	J5	J6	J7	J8	J9	Scores of Panel	
1	STw4		6.60	0.00	1	0	0	0	0	-1	0	-	-	6.60	
2	MiSt2		5.60	-0.20	0	-1	0	0	0	0	-1	-	-	5.40	
3	RoLi4		4.50	0.60	1	1	1	1	1	1	1	-	-	5.10	
4	CoSp4		5.60	0.00	0	1	0	0	0	0	-1	-	-	5.60	
5	CiSt3		7.10	0.00	1	0	0	0	0	0	0	-	-	7.10	
6	CuLi4+CuLi4		9.00	1.20	2	1	1	1	1	1	1	-	-	10.20	
7	ChSp1		0.60	0.60	1	1	1	1	1	1	1	-	-	1.20	
39.00													41.20		
Program Components				Factor											
Skating Skills				1.20	5.50	5.50	5.75	5.25	5.25	5.50	5.00	-	-		5.40
Transitions / Linking Footwork / Movement				1.20	5.75	5.25	5.75	5.00	5.00	5.00	4.75	-	-		5.20
Performance / Execution				1.20	5.75	5.50	6.00	5.50	5.50	5.50	5.00	-	-		5.55
Composition / Choreography				1.20	5.75	5.75	6.00	5.25	5.25	5.50	5.25	-	-		5.50
Interpretation / Timing				1.20	5.75	5.25	5.75	5.25	5.25	5.25	4.75	-	-		5.35
Judges Total Program Component Score (factored)														32.40	
Deductions:														0.00	

Rank	Name	CC	Starting Number	Total Segment Score	Total Element Score	Program Component Score (factored)	Total Deductions								
8	UZUROVA Karina / ALI Ilias	KAZ	12	72.16	37.90	34.26	0.00								
#	Executed Elements	Info	Base Value	GOE	J1	J2	J3	J4	J5	J6	J7	J8	J9	Scores of Panel	
1	CiSt1		4.10	0.12	1	0	0	0	0	0	1	-	-	4.22	
2	STw4		6.60	0.60	1	1	1	1	1	1	1	-	-	7.20	
3	SILi4		4.50	0.60	1	1	1	1	1	1	1	-	-	5.10	
4	RoLi4		4.50	0.36	2	0	0	0	1	1	1	-	-	4.86	
5	CoSp4		5.60	0.60	1	1	0	1	1	1	2	-	-	6.20	
6	CuLi3		4.00	0.00	0	0	1	0	0	0	0	-	-	4.00	
7	DiSt2		5.60	0.00	0	-1	0	0	0	0	1	-	-	5.60	
8	ChSp1		0.60	0.12	0	0	0	1	0	1	0	-	-	0.72	
35.50													37.90		
Program Components				Factor											
Skating Skills				1.20	5.75	6.00	5.75	5.75	5.75	5.75	6.25	-	-		5.80
Transitions / Linking Footwork / Movement				1.20	5.75	5.50	5.50	5.25	5.50	5.50	6.00	-	-		5.55
Performance / Execution				1.20	5.75	5.50	5.75	5.75	5.75	5.75	6.25	-	-		5.75
Composition / Choreography				1.20	5.75	5.75	6.00	5.50	5.50	5.75	6.00	-	-		5.75
Interpretation / Timing				1.20	5.75	5.25	5.75	5.75	5.75	5.50	6.25	-	-		5.70
Judges Total Program Component Score (factored)														34.26	
Deductions:														0.00	



Judges Details Per Skater

Rank	Name	CC	Starting Number	Total Segment Score	Total Element Score	Program Component Score (factored)	Total Deductions							
9	YERMAK Lolita / SHUMSKI Alexei	UKR	5	68.62	37.46	32.16	-1.00							
#	Executed Elements	Info	Base Value	GOE	J1	J2	J3	J4	J5	J6	J7	J8	J9	Scores of Panel
1	STw4		6.60	0.72	2	2	1	1	1	0	1	-	-	7.32
2	SILi2		3.00	0.48	2	1	1	0	0	1	1	-	-	3.48
3	CoSp4		5.60	0.60	0	1	1	1	1	1	2	-	-	6.20
4	CiSt1		4.10	-1.00	-3	-2	-2	-2	-2	-2	-2	-	-	3.10
5	CuLi4		4.50	0.48	2	0	1	1	0	1	1	-	-	4.98
6	DiSt3		7.10	0.00	1	0	0	0	0	0	0	-	-	7.10
7	RoLi4		4.50	0.00	0	0	1	0	0	-1	0	-	-	4.50
8	ChLi1		0.30	0.48	2	1	1	1	1	0	0	-	-	0.78
35.70													37.46	
Program Components		Factor												
Skating Skills		1.20		5.25	5.25	5.50	5.00	5.00	5.00	6.00	-	-	-	5.20
Transitions / Linking Footwork / Movement		1.20		5.50	5.00	5.25	4.75	5.00	4.75	6.00	-	-	-	5.10
Performance / Execution		1.20		6.25	5.00	5.50	5.00	5.25	4.75	5.75	-	-	-	5.30
Composition / Choreography		1.20		6.25	5.75	5.75	5.25	5.25	5.00	6.25	-	-	-	5.65
Interpretation / Timing		1.20		6.25	5.50	5.50	5.25	5.25	5.00	6.25	-	-	-	5.55
Judges Total Program Component Score (factored)														32.16
Deductions:		Falls:		-1.00										-1.00

Rank	Name	CC	Starting Number	Total Segment Score	Total Element Score	Program Component Score (factored)	Total Deductions							
10	AUBRY Laureline / BELLINGARD Kevin	FRA	3	68.22	39.58	29.64	-1.00							
#	Executed Elements	Info	Base Value	GOE	J1	J2	J3	J4	J5	J6	J7	J8	J9	Scores of Panel
1	CiSt3		7.10	0.00	1	0	0	0	0	0	0	-	-	7.10
2	STw3		5.60	0.48	2	2	1	0	0	0	1	-	-	6.08
3	RoLi4		4.50	0.00	1	0	0	0	0	0	0	-	-	4.50
4	CoSp4		5.60	0.00	0	1	0	0	0	-1	0	-	-	5.60
5	CuLi4		4.50	0.60	3	1	1	1	1	1	1	-	-	5.10
6	SILi3		4.00	0.72	2	1	1	1	1	0	2	-	-	4.72
7	MiSt2		5.60	0.22	1	0	0	-1	0	0	1	-	-	5.82
8	ChLi1		0.30	0.36	2	1	0	0	1	0	1	-	-	0.66
37.20													39.58	
Program Components		Factor												
Skating Skills		1.20		4.25	5.50	5.50	4.50	4.75	4.50	5.00	-	-	-	4.85
Transitions / Linking Footwork / Movement		1.20		4.50	5.00	5.25	4.25	4.50	4.00	5.50	-	-	-	4.70
Performance / Execution		1.20		5.75	5.25	5.50	4.50	4.50	4.25	5.25	-	-	-	5.00
Composition / Choreography		1.20		6.00	5.50	5.75	4.75	4.75	4.50	5.25	-	-	-	5.20
Interpretation / Timing		1.20		5.75	5.00	5.50	4.50	4.50	4.25	5.25	-	-	-	4.95
Judges Total Program Component Score (factored)														29.64
Deductions:		Extended lifts:		-1.00										-1.00



Judges Details Per Skater

Rank	Name	CC	Starting Number	Total Segment Score	Total Element Score	Program Component Score (factored)	Total Deductions								
11	SONG Linshu / LIU Yu	CHN	2	62.56	36.68	26.88	-1.00								
#	Executed Elements	Info	Base Value	GOE	J1	J2	J3	J4	J5	J6	J7	J8	J9	Scores of Panel	
1	SiLi2		3.00	0.24	2	1	0	0	0	0	1	-	-	3.24	
2	Sp4		5.60	0.00	0	0	0	1	0	-1	0	-	-	5.60	
3	DiSt3		7.10	0.00	1	0	0	0	0	0	0	-	-	7.10	
4	STw4		6.60	-0.40	-1	1	0	-1	-1	-1	-1	-	-	6.20	
5	CuLi3		4.00	-0.10	0	0	0	0	0	-1	-1	-	-	3.90	
6	CISt2		5.60	-0.60	1	-1	-1	-1	0	-1	0	-	-	5.00	
7	RoLi4		4.50	0.60	2	1	1	1	1	1	1	-	-	5.10	
8	ChLi1		0.30	0.24	2	0	0	1	1	-1	0	-	-	0.54	
36.70														36.68	
Program Components				Factor											
Skating Skills				1.20	4.50	4.50	5.00	4.50	4.50	4.50	4.75	-	-	-	4.55
Transitions / Linking Footwork / Movement				1.20	4.25	4.00	4.75	4.00	4.00	4.25	4.25	-	-	-	4.15
Performance / Execution				1.20	5.00	4.50	4.75	4.50	4.50	4.75	4.75	-	-	-	4.65
Composition / Choreography				1.20	5.00	4.50	5.00	4.25	4.50	4.50	4.50	-	-	-	4.60
Interpretation / Timing				1.20	4.50	4.00	5.00	4.00	4.50	4.25	5.00	-	-	-	4.45
Judges Total Program Component Score (factored)															26.88
Deductions:				Extended lifts: -1.00										-1.00	

Rank	Name	CC	Starting Number	Total Segment Score	Total Element Score	Program Component Score (factored)	Total Deductions								
12	NISHIMURA Kei / SUZUKI Kentaro	JPN	4	60.80	33.42	28.38	-1.00								
#	Executed Elements	Info	Base Value	GOE	J1	J2	J3	J4	J5	J6	J7	J8	J9	Scores of Panel	
1	CISt1		4.10	0.00	1	0	0	0	0	0	0	-	-	4.10	
2	CuLi4		4.50	0.60	3	1	1	1	1	1	0	-	-	5.10	
3	STw3		5.60	0.12	0	1	1	0	0	-1	0	-	-	5.72	
4	CoSp2		3.60	0.36	1	0	0	1	1	0	1	-	-	3.96	
5	SiLi4		4.50	0.36	1	1	1	0	1	0	0	-	-	4.86	
6	RoLi2		3.00	0.36	0	1	1	1	0	1	0	-	-	3.36	
7	DiSt2		5.60	0.00	1	0	0	0	0	0	0	-	-	5.60	
8	ChSp1		0.60	0.12	2	0	0	0	0	1	0	-	-	0.72	
31.50														33.42	
Program Components				Factor											
Skating Skills				1.20	4.50	5.00	5.25	4.50	4.50	4.50	4.50	-	-	-	4.60
Transitions / Linking Footwork / Movement				1.20	4.50	4.75	5.00	4.00	4.25	4.25	4.75	-	-	-	4.50
Performance / Execution				1.20	5.50	4.75	5.25	4.50	4.75	4.75	4.75	-	-	-	4.85
Composition / Choreography				1.20	6.00	5.00	5.50	4.50	4.75	4.75	4.75	-	-	-	4.95
Interpretation / Timing				1.20	5.75	4.50	5.25	4.75	4.75	4.50	4.50	-	-	-	4.75
Judges Total Program Component Score (factored)															28.38
Deductions:				Extended lifts: -1.00										-1.00	



Judges Details Per Skater

Rank	Name	CC	Starting Number	Total Segment Score	Total Element Score	Program Component Score (factored)	Total Deductions							
13	SUN Wenqian / WANG Kuo	CHN	1	52.86	28.92	23.94	0.00							
#	Executed Elements	Info	Base Value	GOE	J1	J2	J3	J4	J5	J6	J7	J8	J9	Scores of Panel
1	SILi4		4.50	0.48	2	1	0	1	1	0	1	-	-	4.98
2	STw4		6.60	-0.50	-2	0	-1	-1	-1	-1	-1	-	-	6.10
3	CiSt1		4.10	-0.40	-1	-1	-1	-1	0	-1	0	-	-	3.70
4	CoSp3		4.60	-0.10	-1	0	0	0	0	-1	0	-	-	4.50
5	RoLi2		3.00	-0.10	1	0	-1	0	0	-1	0	-	-	2.90
6	CuLi2		3.00	-0.30	1	-1	0	-1	0	-1	-1	-	-	2.70
7	DiSt1		4.10	-0.60	0	-2	-1	-1	-1	-1	-2	-	-	3.50
8	ChSp1		0.60	-0.06	1	0	-1	-1	0	-1	-1	-	-	0.54
			30.50										28.92	
Program Components			Factor											
Skating Skills			1.20		3.50	4.00	4.50	4.00	4.50	4.00	3.75	-	-	4.05
Transitions / Linking Footwork / Movement			1.20		3.50	3.75	4.25	3.50	3.75	3.50	4.00	-	-	3.70
Performance / Execution			1.20		4.25	4.00	4.50	4.00	4.00	3.75	4.25	-	-	4.10
Composition / Choreography			1.20		4.50	4.00	4.50	4.25	4.25	4.00	4.25	-	-	4.25
Interpretation / Timing			1.20		4.25	3.50	4.25	3.75	4.00	3.50	3.75	-	-	3.85
Judges Total Program Component Score (factored)													23.94	
Deductions:													0.00	

LEGEND

GOE Grade of Execution



Official Communication

Substitute Skater in Ladies Free Skating

Item: 1

Summary:

FISU CTI-UH Member, FISU Technical Delegate for Figure Skating and International Skating Union Technical Delegate had decided to accept a substitute skater, ZAKHARANKA Kristina, BLR (placed 25th after Short Program), into the Ladies Free Skating due to a withdrawal of a skater, WEINZIERL Nathalie, GER (placed 16th after Short Program) from medical reasons.

According to FISU Regulation 12.5.5, twenty four (24) Ladies skaters will qualify for the final Free Skating segment.

Issued by: FISU Technical Delegate
Time: 21:54
Date: 7 Feb 2015

This decision affects: Results
Schedule
Other



WINTER
UNIVERSIADE
GRANADA 2015



RESULT BOOK

FREESTYLE SKIING



7	Freestyle Skiing	675
7.1	Table of Contents	676
7.2	Competition Schedule	678
7.3	Number of Entries by Country	679
7.4	Medallists by Event	680
7.5	Medal Standings	681
7.6	Ladies' Moguls	682
7.6.1	Entry List by Event	683
7.6.2	Event Result Summary	684
7.6.3	Medallists	685
7.6.4	Final	686
7.6.4.1	Start List	686
7.6.4.2	Result List	687
7.7	Ladies' Ski Slopestyle	689
7.7.1	Entry List by Event	690
7.7.2	Medallists	691
7.7.3	Finals	692
7.7.3.1	Start List Slopestyle	692
7.7.3.2	Results Slopestyle	693
7.7.4	Qualification	695
7.7.4.1	Start List Slopestyle	695
7.7.4.2	Results Slopestyle	696
7.8	Ladies' Ski Halfpipe	698
7.8.1	Entry List by Event	699
7.8.2	Result List	700
7.8.3	Medallists	702
7.8.4	Final	703
7.8.4.1	Start List	703
7.8.4.2	Result List	704
7.8.5	Qualification	705
7.8.5.1	Start List	705
7.8.5.2	Result List	706
7.9	Ladies' Ski Cross	708
7.9.1	Entry List by Event	709
7.9.2	Medallists	710
7.9.3	Finals	711
7.9.3.1	Results Ski Cross	711
7.9.4	Seeding	712
7.9.4.1	Start List Ski Cross	712
7.9.4.2	Results Ski Cross	713

7.10	Men's Moguls	714
7.10.1	Entry List by Event	715
7.10.2	Event Result Summary	716
7.10.3	Medallists	717
7.10.4	Final	718
7.10.4.1	Start List	718
7.10.4.2	Result List	720
7.11	Men's Ski Slopestyle	722
7.11.1	Entry List by Event	723
7.11.2	Medallists	725
7.11.3	Finals	726
7.11.3.1	Start List Slopestyle	726
7.11.3.2	Results Slopestyle	727
7.11.4	Qualification	729
7.11.4.1	Start List Slopestyle	729
7.11.4.2	Results Slopestyle	731
7.12	Men's Ski Halfpipe	733
7.12.1	Entry List by Event	734
7.12.2	Result List	735
7.12.3	Medallists	737
7.12.4	Final	738
7.12.4.1	Start List	738
7.12.4.2	Result List	739
7.12.5	Qualification	740
7.12.5.1	Start List	740
7.12.5.2	Result List	741
7.13	Men's Ski Cross	743
7.13.1	Entry List By Event	744
7.13.2	Medallists	746
7.13.3	Finals	747
7.13.3.1	Results Ski Cross	747
7.13.4	Seeding	749
7.13.4.1	Start List Ski Cross	749
7.13.4.2	Results Ski Cross	750
7.14	Official Communications	751
7.14.1	Moguls Schedule Change 1	751
7.14.2	Sierra Nevada Weather Conditions and Technical Issue 2	752
7.14.3	Sierra Nevada Snow Fall 3	753



Competition Schedule

As of 12 FEB 2015

Date	Start Time	Estimated Finish Time	Event
THU 5 FEB	15:00	15:30	Ladies' Moguls Final
	15:30	16:00	Men's Moguls Final
MON 9 FEB	09:30	10:15	Ladies' Ski Slopestyle Qualification Run 1
	10:15	11:00	Men's Ski Slopestyle Qualification Run 1
	11:00	11:45	Ladies' Ski Slopestyle Qualification Run 2
	11:45	12:30	Men's Ski Slopestyle Qualification Run 2
	14:00	14:15	Ladies' Ski Slopestyle Final Run 1
	14:15	14:45	Men's Ski Slopestyle Final Run 1
	14:45	15:00	Ladies' Ski Slopestyle Final Run 2
	15:00	15:30	Men's Ski Slopestyle Final Run 2
TUE 10 FEB	11:00	11:18	Ladies' Ski Halfpipe Qualification Run 1
	11:18	11:33	Men's Ski Halfpipe Qualification Run 1
	11:36	11:48	Ladies' Ski Halfpipe Qualification Run 2
	11:50	12:04	Men's Ski Halfpipe Qualification Run 2
WED 11 FEB	11:30	11:42	Ladies' Ski Halfpipe Final Run 1
	11:43	11:52	Men's Ski Halfpipe Final Run 1
	11:53	12:03	Ladies' Ski Halfpipe Final Run 2
	12:05	12:15	Men's Ski Halfpipe Final Run 2
FRI 13 FEB	12:00	13:00	Ladies' Ski Cross Qualification
	12:00	13:00	Men's Ski Cross Qualification
SAT 14 FEB	12:00	14:00	Men's Ski Cross Final
	12:40	13:50	Ladies' Ski Cross Final

NOTE

Schedule subject to change. Please check INFO for any updates made during the day.

Timing and Results provided by  **TISSOT**



Number of Entries by Country

As of 7 FEB 2015

Country	Men					Ladies					Total Competitors
	MO	SX	HP	SS	Total	MO	SX	HP	SS	Total	
AUT - Austria	2	3	1	2	7	1		1	1	2	9
BEL - Belgium		1			1		1			1	2
BLR - Belarus		2			2						2
CHN - People's Republic of China	3				3	3				3	6
CRO - Croatia	1				1						1
CZE - Czech Republic	1	1		1	3		1		1	2	5
ESP - Spain	2		1	1	2	1		2	1	2	4
FIN - Finland				2	2						2
FRA - France	1	4	1		6		1	1	1	3	9
GEO - Georgia		2		3	5						5
GER - Germany						1	1	1	1	3	3
ITA - Italy	1	2		3	4			1	1	1	5
JPN - Japan		1			1		1			1	2
KAZ - Kazakhstan	4	1			5	1			1	1	6
KOR - Republic of Korea	2	2	1	1	6	2				2	8
POL - Poland		1	1	3	4			1	1	1	5
RUS - Russian Federation	4	4	3	4	14	3	4	1		8	22
SLO - Slovenia				2	2				1	1	3
SUI - Switzerland		4	3	2	7		2	3	1	5	12
SVK - Slovakia				1	1				1	1	2
USA - United States of America	2	3	3	4	7	2	3	2	2	7	14
Number of Competitors:	23	31	14	29	83	14	14	13	13	44	127
Number of Countries:	11	14	8	13	20	8	8	9	12	17	21

NOTE

Competitors are only counted once even if they participate in more than one event

LEGEND

HP	Ski Halfpipe	MO	Moguls
SS	Ski Slopestyle	SX	Ski Cross

Timing and Results provided by **TISSOT**



Medallists By Event

As of 14 FEB 2015 at 12:21

AFTER 8 OF 8 EVENTS

Event	Date	Medal	Name	CTRY Code
Men's Ski Cross	SAT 14 FEB	GOLD	GRAF Bernhard	AUT
		SILVER	HENZI Timothe	SUI
		BRONZE	OMELIN Igor	RUS
Ladies' Ski Cross	SAT 14 FEB	GOLD	KUCEROVA Nikol	CZE
		SILVER	PENTUKHOVA Lidia	RUS
		BRONZE	PRYMAK Tania	USA
Men's Ski Halfpipe	WED 11 FEB	GOLD	LEONARD John	USA
		SILVER	KIM Kwang-jin	KOR
		BRONZE	CHUPA Pavel	RUS
Ladies' Ski Halfpipe	WED 11 FEB	GOLD	TRAPIER MONDANCIN Marine	FRA
		SILVER	CHESNOKOVA Elizavetta	RUS
		BRONZE	SEIFERT Jule	GER
Men's Ski Slopestyle	MON 9 FEB	GOLD	BRAITSCH Fabian	AUT
		SILVER	LEEDS Broby	USA
		BRONZE	POTTER Cody	USA
Ladies' Ski Slopestyle	MON 9 FEB	GOLD	POTTER Brooke	USA
		SILVER	STROMKOVA Zuzana	SVK
		BRONZE	MOESSLER Stefanie	AUT
Men's Moguls	THU 5 FEB	GOLD	KOLMAKOV Pavel	KAZ
		SILVER	REIHERD Dmitriy	KAZ
		BRONZE	SHIMBUEV Sergei	RUS
Ladies' Moguls	THU 5 FEB	GOLD	GALYSHEVA Yulia	KAZ
		SILVER	PERTAKHIYA Marika	RUS
		BRONZE	SEO Jee-Won	KOR



Medal Standings

As of 14 FEB 2015 at 12:21

AFTER 8 OF 8 EVENTS

Rank	CTRY	Men				Ladies				Total				Rank by Total
		G	S	B	Tot	G	S	B	Tot	G	S	B	Tot	
1	USA	1	1	1	3	1		1	2	2	1	2	5	2
2	KAZ	1	1		2	1			1	2	1		3	=3
3	AUT	2			2			1	1	2		1	3	=3
4	CZE					1			1	1			1	=6
4	FRA					1			1	1			1	=6
6	RUS			3	3		3		3		3	3	6	1
7	KOR		1		1			1	1		1	1	2	5
8	SUI		1		1						1		1	=6
8	SVK						1		1		1		1	=6
10	GER							1	1			1	1	=6
Total:		4	4	4	12	4	4	4	12	8	8	8	24	

LEGEND


= Equal sign indicates that two or more countries share the same rank by total

G Gold

S Silver

Tot Total

B Bronze

Timing and Results provided by  **TISSOT**



WINTER
UNIVERSIADE
GRANADA 2015



RESULT BOOK

FREESTYLE SKIING

Ladies' Moguls



Entry List by Event

As of 6 FEB 2015

MO

Number of Competitors: 14, Number of Countries: 8

Country	FIS Code	Name	FIS Points	Rank	Date of Birth
AUT - Austria	2530097	RAMSAUER Katharina	68.50	99	21 MAY 1995
<i>Total of 1 AUT Competitor</i>					
CHN - People's Republic of China	2527639	ZHANG Yingfan	0.23	261	9 JUL 1992
	2527560	NING Qin	120.00	66	7 JAN 1992
	2528803	GAO Dongxue	42.60	147	4 JAN 1992
<i>Total of 3 CHN Competitors</i>					
ESP - Spain	2530179	MUNOZ Patricia	0.00		17 JUL 1996
<i>Total of 1 ESP Competitor</i>					
GER - Germany	2529303	REDEKER Svenja	46.65	140	24 FEB 1995
<i>Total of 1 GER Competitor</i>					
KAZ - Kazakhstan	2484307	GALYSHEVA Yulia	800.00	5	23 OCT 1992
<i>Total of 1 KAZ Competitor</i>					
KOR - Republic of Korea	2525906	SEO Jung-Hwa	183.00	39	27 SEP 1990
	2527003	SEO Jee-Won	290.00	29	13 APR 1994
<i>Total of 2 KOR Competitors</i>					
RUS - Russian Federation	2485027	PERTAKHIYA Marika	320.00	26	15 DEC 1992
	2528352	KRASIOVA Maria	105.60	73	9 JAN 1996
	2527797	IVANOVA Svetlana	22.60	195	2 AUG 1995
<i>Total of 3 RUS Competitors</i>					
USA - United States of America	2532526	SILVERSTONE Mandy	0.00		25 MAY 1993
	2527070	DYER Shelby	0.00		8 MAR 1993
<i>Total of 2 USA Competitors</i>					



Event Results Summary

MO

Number of Competitors: 14, Number of Countries: 8

Rank	Bib	FIS Code	Name	NOC Code	YB	Q		F		Race Points
						Score	Rk	Score	Rk	
1	1	2484307	GALYSHEVA Yulia	KAZ	1992			66.00	(1)	297.00
2	2	2485027	PERTAKHIYA Marika	RUS	1992			59.90	(2)	237.60
3	3	2527003	SEO Jee-Won	KOR	1994			51.86	(3)	178.20
4	4	2525906	SEO Jung-Hwa	KOR	1990			47.58	(4)	148.50
5	13	2527070	DYER Shelby	USA	1993			47.18	(5)	133.65
6	10	2527797	IVANOVA Svetlana	RUS	1995			43.92	(6)	118.80
7	8	2529303	REDEKER Svenja	GER	1995			31.94	(7)	106.92
8	5	2527560	NING Qin	CHN	1992			14.10	(8)	95.04
9	7	2530097	RAMSAUER Katharina	AUT	1995			13.49	(9)	86.13
10	6	2528352	KRASILOVA Maria	RUS	1996			11.20	(10)	77.22
11	14	2530179	MUNOZ Patricia	ESP	1996			6.35	(11)	71.28
12	9	2528803	GAO Dongxue	CHN	1992			6.20	(12)	65.34
13	15	2532526	SILVERSTONE Mandy	USA	1993			2.71	(13)	59.40
14	11	2527639	ZHANG Yingfan	CHN	1992			0.30	(14)	

LEGEND

Ctry	Country	F	Final	Q	Qualification	Rk	Rank
YB	Year of Birth						



Medallists

Medal	Name	Country
GOLD	GALYSHEVA Yulia	KAZ - Kazakhstan
SILVER	PERTAKHIYA Marika	RUS - Russian Federation
BRONZE	SEO Jee-Won	KOR - Republic of Korea



Start List

REVISED
5 FEB 14:38

MO

Jury			Technical Data	
FIS Technical Delegate:	WADE Matthiew	USA	Course Name:	Visera
Head Judge:	PIPSA Pohjavirta	FIN	Length:	201m
Chief of Competition:	PUIG CRISOL Jose Maria	ESP	Course Width:	17.0m
			Gate Width:	14.0m
			Gradient:	28°
			Pace Time:	24.51
Officials			Forerunners	
FISU Technical Delegate:	KOHLI Luc	FRA		
Chief of Course:	LOPEZ Javi	ESP		
Judge 1 (Turns):	BERARD Bruno	FRA		
Judge 2 (Turns):	PUIG CRISOL Jose Maria	ESP		
Judge 3 (Turns):	LEONI Giovanni Osvaldo	SUI		
Judge 4 (Air):	CARR Martin	GBR		
Judge 5 (Air):	ERIKSEN Stian	NOR		

Number of Competitors: 14, Number of Countries: 8

Start Order	Bib	FIS Code	Name	Ctry Code	YB	PR Rank
1	14	2530179	MUNOZ Patricia	ESP	1996	
2	15	2532526	SILVERSTONE Mandy	USA	1993	
3	6	2528352	KRASLOVA Maria	RUS	1996	
4	1	2484307	GALYSHEVA Yulia	KAZ	1992	
5	2	2485027	PERTAKHIYA Marika	RUS	1992	
6	4	2525906	SEO Jung-Hwa	KOR	1990	
7	9	2528803	GAO Dongxue	CHN	1992	
8	13	2527070	DYER Shelby	USA	1993	
9	3	2527003	SEO Jee-Won	KOR	1994	
10	7	2530097	RAMSAUER Katharina	AUT	1995	
11	8	2529303	REDEKER Svenja	GER	1995	
12	5	2527560	NING Qin	CHN	1992	
13	10	2527797	IVANOVA Svetlana	RUS	1995	
14	11	2527639	ZHANG Yingfan	CHN	1992	

NOTE
Bibs are assigned by Fis rank

LEGEND

Ctry Country PR Previous Round YB Year of Birth

Schedule change due to strong wind.



Results

MO

Jury			Technical Data		
FIS Technical Delegate:	WADE Matthiew	USA	Course Name:	Visera	
Head Judge:	PIPSA Pohjavirta	FIN	Length:	201m	
Chief of Competition:	PUIG CRISOL Jose Maria	ESP	Course Width:	17.0m	
			Gate Width:	14.0m	
			Gradient:	28°	
			Pace Time:	24.51	
Officials			Forerunners		
FISU Technical Delegate:	KOHLI Luc	FRA			
Chief of Course:	LOPEZ Javi	ESP			
Judge 1 (Turns):	BERARD Bruno	FRA			
Judge 2 (Turns):	PUIG CRISOL Jose Maria	ESP			
Judge 3 (Turns):	LEONI Giovanni Osvaldo	SUI			
Judge 4 (Air):	CARR Martin	GBR			
Judge 5 (Air):	ERIKSEN Stian	NOR			
Weather: Sky clear			Air Temperature: -21°C / -7°F		
			Snow Temperature: -18°C / 0°F		
			Wind: 19.7 m/sec (VR)		

Number of Competitors: 14, Number of Countries: 8

Rank	Bib	FIS Code	Name	Ctry Code	YB	Turns				Air					Speed		Score	Tie
						J1	J2	J3	Total	J4	J5	Jump	DD	Total	Time	Time Points		
1	1	2484307	GALYSHEVA Yulia	KAZ	1992	14.3	13.9	15.1	43.3	4.9	6.2	3	0.800	10.33	27.29	12.37	66.00	
										6.2	8.0	fT	0.830					
2	2	2485027	PERTAKHIYA Marika	RUS	1992	11.8	12.0	12.2	36.0	8.0	7.3	3	0.800	10.56	26.54	13.34	59.90	
										5.0	5.7	bPp	0.830					
3	3	2527003	SEO Jee-Won	KOR	1994	12.1	10.0	12.9	35.0	5.0	3.6	3	0.800	6.56	28.87	10.30	51.86	
										3.8	4.0	bT	0.800					
4	4	2525906	SEO Jung-Hwa	KOR	1990	10.9	11.1	11.7	33.7	4.3	4.1	3	0.800	5.04	29.99	8.84	47.58	
										2.0	2.2	bT	0.800					
5	13	2527070	DYER Shelby	USA	1993	12.0	9.0	11.2	32.2	7.2	7.6	S	0.510	7.26	30.85	7.72	47.18	
										5.8	5.3	TS	0.630					
6	10	2527797	IVANOVA Svetlana	RUS	1995	11.6	6.6	10.2	28.4	4.7	5.1	TT	0.600	8.18	31.14	7.34	43.92	
										6.1	7.0	bT	0.800					
7	8	2529303	REDEKER Svenja	GER	1995	5.7	7.0	7.2	19.9	5.1	6.0	S	0.510	7.27	33.11	4.77	31.94	
										5.3	5.8	bT	0.800					
8	5	2527560	NING Qin	CHN	1992	0.4	0.1	0.1	0.6	4.4	4.8	S	0.510	8.97	33.29	4.53	14.10	
										7.9	8.1	bPp	0.830					
9	7	2530097	RAMSAUER Katharina	AUT	1995	2.0	1.0	0.3	3.3	2.9	5.2	S	0.510	4.54	32.43	5.65	13.49	
										2.7	3.5	3	0.800					
10	6	2528352	KRASISOVA Maria	RUS	1996	4.2	0.1	3.4	7.7	4.0	3.7	TS	0.630	3.50	39.03	0.00	11.20	
										1.7	1.0	bT	0.800					
11	14	2530179	MUNOZ Patricia	ESP	1996	0.1	1.5	0.1	1.7	2.0	1.8	S	0.510	2.34	34.99	2.31	6.35	
										1.9	2.5	TS	0.630					
12	9	2528803	GAO Dongxue	CHN	1992	0.1	0.1	0.1	0.3	4.9	4.0	S	0.510	3.30	34.77	2.60	6.20	
										1.5	1.1	bT	0.800					
13	15	2532526	SILVERSTONE Mandy	USA	1993	0.1	0.3	0.1	0.5	2.4	3.1	TS	0.630	2.21	38.21	0.00	2.71	
										0.9	0.3	3	0.800					
14	11	2527639	ZHANG Yingfan	CHN	1992	0.1	0.1	0.1	0.3	0.0	0.0		0.000	0.00	58.82	0.00	0.30	
										0.0	0.0		0.000					

Head Judge	Chief of Scoring
PIPSA Pohjavirta (FIN)	SCHOBER Marc (AUT)



Results

MO

Number of Competitors: 14, Number of Countries: 8

Rank	Bib	FIS Code	Name	Ctry Code	YB	Turns				Air				Speed		Score	Tie
						J1	J2	J3	Total	J4	J5	Jump	DD	Total	Time		

NOTE
Turns Total + Air Total + Time points = Score

LEGEND

Ctry	Country	DD	Degree of Difficulty	J	Judge	Tie	Tie-break points
VR	Variable	YB	Year of Birth				



WINTER
UNIVERSIADE
GRANADA 2015



RESULT BOOK

FREESTYLE SKIING

Ladies' Ski Slopestyle



Entry List By Event

As of 7 FEB 2015

Number of Competitors: 13, Number of Countries: 12

Ctry	Fis Code	Name	FIS Points	Rank	Date of Birth
AUT - Austria	2532428	MOESSLER Stefanie	93.60	58	5 JAN 1992
<i>Total of 1 AUT competitor</i>					
CZE - Czech Republic	2532186	NOVAKOVA Barbora	0.00	999	22 MAR 1994
<i>Total of 1 CZE competitor</i>					
ESP - Spain	2530179	MUNOZ Patricia	0.00	999	17 JUL 1996
<i>Total of 1 ESP competitor</i>					
FRA - France	2532312	LE GALL Julie	12.00	118	5 MAY 1996
<i>Total of 1 FRA competitor</i>					
GER - Germany	2529558	SEIFERT Jule	136.00	46	1 MAY 1987
<i>Total of 1 GER competitor</i>					
ITA - Italy	2532489	MARCHESINI Sofia	0.00	999	9 APR 1991
<i>Total of 1 ITA competitor</i>					
KAZ - Kazakhstan	2484307	GALYSHEVA Yulia	0.00	999	23 OCT 1992
<i>Total of 1 KAZ competitor</i>					
POL - Poland	2529850	WITYCH Zuzanna	15.00	111	19 NOV 1992
<i>Total of 1 POL competitor</i>					
SLO - Slovenia	2530920	KRIVEC Anja	132.00	48	15 SEP 1994
<i>Total of 1 SLO competitor</i>					
SUI - Switzerland	2532529	BEUTLER Enya	0.00	999	15 APR 1993
<i>Total of 1 SUI competitor</i>					
SVK - Slovakia	2529929	STROMKOVA Zuzana	410.00	15	21 MAY 1990
<i>Total of 1 SVK competitor</i>					
USA - United States of America	2531736	KEENEY Alexis	30.00	89	27 NOV 1991
	2532533	POTTER Brooke	0.00	999	15 MAY 1995
<i>Total of 2 USA competitors</i>					



Medallists

Medal	Name	CTRY
GOLD	POTTER Brooke	USA
SILVER	STROMKOVA Zuzana	SVK
BRONZE	MOESSLER Stefanie	AUT



Start List

REVISED
9 FEB 13:57


Jury			Technical Data		
Chief Of Course:	CASTRO Ricardo	ESP	Course Name:	Slopestyle Women	
FISU Technical Delegate:	KOHLI Luc	FRA	Start Altitude:	2582m	
Head Judge:	FERRY Magnus	SWE	Finish Altitude:	2420m	
Chief of Competition:	RICON Francisco	ESP	Vertical Drop:	162m	
Technical Delegate:	COTTE Stephane	FRA	Course Length:	710m	
			Number of Jump Features:	3	
			Number of Jibbing Features:	3	
Officials			Forerunners		
Judge 1:	FERRY Magnus	SWE	F1 -		
Judge 2:	COTTET Arnaud	SUI	F2 -		
Judge 3:	ERIKSEN Stian	NOR	F3 -		
Judge 4:	BULC Urh	SLO	F4 -		
Judge 5:	CARR Martin	GBR			
Judge 6:	ROYER Charly	FRA			

Number of Competitors: 6, Number of Countries: 5

Start Order	Bib	FIS Code	Name	CTRY Code	YB	Run	J1	J2	J3	J4	J5	J6	Score	Best Score	Tie	Race Points
1	35	2529850	WITYCH Zuzanna	POL	1992	Run 1										
						Run 2										
2	24	2529558	SEIFERT Jule	GER	1987	Run 1										
						Run 2										
3	21	2532428	MOESSLER Stefanie	AUT	1992	Run 1										
						Run 2										
4	34	2532533	POTTER Brooke	USA	1995	Run 1										
						Run 2										
5	28	2529929	STROMKOVA Zuzana	SVK	1990	Run 1										
						Run 2										
6	33	2531736	KEENEY Alexis	USA	1991	Run 1										
						Run 2										

LEGEND

J Judge YB Year of birth

Timing and Results provided by  TISSOT



Results

Jury			Technical Data		
Chief Of Course:	CASTRO Ricardo	ESP	Course Name:	Slopestyle Women	
FISU Technical Delegate:	KOHLI Luc	FRA	Start Altitude:	2582m	
Head Judge:	FERRY Magnus	SWE	Finish Altitude:	2420m	
Chief of Competition:	RICON Francisco	ESP	Vertical Drop:	162m	
Technical Delegate:	COTTE Stephane	FRA	Course Length:	710m	
			Number of Jump Features:	3	
			Number of Jibbing Features:	3	
Officials			Forerunners		
Judge 1:	FERRY Magnus	SWE	F1 -		
Judge 2:	COTTET Arnaud	SUI	F2 -		
Judge 3:	ERIKSEN Stian	NOR	F3 -		
Judge 4:	BULC Urh	SLO	F4 -		
Judge 5:	CARR Martin	GBR			
Judge 6:	ROYER Charly	FRA			
Weather:	Sky clear		Snow Temperature:	-2°C/28.4°F	
			Temperature - Start:	0°C/32°F	
			Temperature - Finish:	-1°C/30.2°F	

Number of Competitors: 13, Number of Countries: 12


Rank	Bib	FIS Code	Name	CTRY Code	YB	Run	J1	J2	J3	J4	J5	J6	Score	Best Score	Tie	Race Points
------	-----	----------	------	-----------	----	-----	----	----	----	----	----	----	-------	------------	-----	-------------

RESULTS FROM FINAL

1	34	2532533	POTTER Brooke	USA	1995	Run 1	74	75	69	69	69	69	70.83	73.16		500.00
						Run 2	75	73	75	74	70	72	73.16			
2	28	2529929	STROMKOVA Zuzana	SVK	1990	Run 1	84	85	59	58	42	42	61.66	69.83		400.00
						Run 2	85	86	63	62	59	64	69.83			
3	21	2532428	MOESSLER Stefanie	AUT	1992	Run 1	22	22	15	12	6	20	16.16	58.00		300.00
						Run 2	55	53	40	40	80	80	58.00			
4	35	2529850	WITYCH Zuzanna	POL	1992	Run 1	58	60	51	50	51	55	54.16	54.16		250.00
						Run 2	53	56	53	51	52	58	53.83			
5	33	2531736	KEENEY Alexis	USA	1991	Run 1	11	11	9	9	9	10	9.83	9.83		225.00
						Run 2							DNS			
6	24	2529558	SEIFERT Jule	GER	1987	Run 1	8	5	4	8	4	1	5.00	9.00		200.00
						Run 2	9	4	9	10	7	15	9.00			

RESULTS FROM QUALIFICATION

7	23	2532312	LE GALL Julie	FRA	1996	Run 1	46	47	41	46	40	38	43.00	50.83		180.00
						Run 2	68	67	40	40	45	45	50.83			
8	31	2532529	BEUTLER Enya	SUI	1993	Run 1	54	50	45	43	41	42	45.83	47.50		160.00
						Run 2	55	50	50	48	40	42	47.50			
9	22	2532186	NOVAKOVA Barbora	CZE	1994	Run 1	56	58	32	44	45	47	47.00	47.00		145.00
						Run 2	59	59	30	30	45	46	44.83			
10	26	2484307	GALYSHEVA Yulia	KAZ	1992	Run 1	64	63	48	47	25	20	44.50	44.50		130.00
						Run 2	57	50	44	45	25	25	41.00			
11	36	2530920	KRIVEC Anja	SLO	1994	Run 1	34	34	30	36	37	29	33.33	34.66		120.00
						Run 2	36	36	33	36	30	37	34.66			
12	25	2532489	MARCHESINI Sofia	ITA	1991	Run 1	7	7	7	7	7	7	7.00	31.00		
						Run 2	40	40	37	39	15	15	31.00			
	30	2530179	MUNOZ Patricia	ESP	1996	Run 1							DNS	DNS		
						Run 2							DNS			

Timing and Results provided by 




Results

Rank	Bib	FIS Code	Name	CTRY Code	YB	Run	J1	J2	J3	J4	J5	J6	Score	Best Score	Tie	Race Points
------	-----	----------	------	-----------	----	-----	----	----	----	----	----	----	-------	------------	-----	-------------

LEGEND

DNS Did Not Start **J** Judge **YB** Year of birth

Timing and Results provided by  **TISSOT**



Start List


Jury			Technical Data		
Chief Of Course:	CASTRO Ricardo	ESP	Course Name:	Slopestyle Women	
FISU Technical Delegate:	KOHLI Luc	FRA	Start Altitude:	2582m	
Head Judge:	FERRY Magnus	SWE	Finish Altitude:	2420m	
Chief of Competition:	RICON Francisco	ESP	Vertical Drop:	162m	
Technical Delegate:	COTTE Stephane	FRA	Course Length:	710m	
			Number of Jump Features:	3	
			Number of Jibbing Features:	3	
Officials			Forerunners		
Judge 1:	FERRY Magnus	SWE	F1 -		
Judge 2:	COTTET Arnaud	SUI	F2 -		
Judge 3:	ERIKSEN Stian	NOR	F3 -		
Judge 4:	BULC Urh	SLO	F4 -		
Judge 5:	CARR Martin	GBR			
Judge 6:	ROYER Charly	FRA			

Number of Competitors: 13, Number of Countries: 12

Start Order	Bib	FIS Code	Name	CTRY Code	YB	Run	J1	J2	J3	J4	J5	J6	Score	Best Score	Tie	Race Points
1	34	2532533	POTTER Brooke	USA	1995	Run 1										
						Run 2										
2	26	2484307	GALYSHEVA Yulia	KAZ	1992	Run 1										
						Run 2										
3	21	2532428	MOESSLER Stefanie	AUT	1992	Run 1										
						Run 2										
4	30	2530179	MUNOZ Patricia	ESP	1996	Run 1										
						Run 2										
5	31	2532529	BEUTLER Enya	SUI	1993	Run 1										
						Run 2										
6	22	2532186	NOVAKOVA Barbora	CZE	1994	Run 1										
						Run 2										
7	28	2529929	STROMKOVA Zuzana	SVK	1990	Run 1										
						Run 2										
8	33	2531736	KEENEY Alexis	USA	1991	Run 1										
						Run 2										
9	25	2532489	MARCHESINI Sofia	ITA	1991	Run 1										
						Run 2										
10	24	2529558	SEIFERT Jule	GER	1987	Run 1										
						Run 2										
11	23	2532312	LE GALL Julie	FRA	1996	Run 1										
						Run 2										
12	36	2530920	KRIVEC Anja	SLO	1994	Run 1										
						Run 2										
13	35	2529850	WITYCH Zuzanna	POL	1992	Run 1										
						Run 2										

LEGEND

J Judge YB Year of birth

Timing and Results provided by 



Results

REVISED
9 FEB 11:52

Jury			Technical Data		
Chief Of Course:	CASTRO Ricardo	ESP	Course Name:	Slopestyle Women	
FISU Technical Delegate:	KOHLI Luc	FRA	Start Altitude:	2582m	
Head Judge:	FERRY Magnus	SWE	Finish Altitude:	2420m	
Chief of Competition:	RICON Francisco	ESP	Vertical Drop:	162m	
Technical Delegate:	COTTE Stephane	FRA	Course Length:	710m	
			Number of Jump Features:	3	
			Number of Jibbing Features:	3	
Officials			Forerunners		
Judge 1:	FERRY Magnus	SWE	F1 -		
Judge 2:	COTTET Arnaud	SUI	F2 -		
Judge 3:	ERIKSEN Stian	NOR	F3 -		
Judge 4:	BULC Urh	SLO	F4 -		
Judge 5:	CARR Martin	GBR			
Judge 6:	ROYER Charly	FRA			
Weather:	Sky clear		Snow Temperature:	-5°C/23°F	
			Temperature - Start:	-8°C/17.6°F	
			Temperature - Finish:	-6°C/21.2°F	

Number of Competitors: 13, Number of Countries: 12

Rank	Bib	FIS Code	Name	CTRY Code	YB	Run	J1	J2	J3	J4	J5	J6	Score	Best Score	Tie	Race Points
------	-----	----------	------	-----------	----	-----	----	----	----	----	----	----	-------	------------	-----	-------------

QUALIFIED TO FINAL

1	33	2531736	KEENEY Alexis	USA	1991	Run 1	75	70	77	77	81	80	76.66	76.66		
						Run 2	15	15	28	30	35	40	27.16			
2	28	2529929	STROMKOVA Zuzana	SVK	1990	Run 1	10	10	10	10	10	10	10.00	71.16		
						Run 2	79	78	72	72	66	60	71.16			
3	34	2532533	POTTER Brooke	USA	1995	Run 1	58	60	75	75	30	36	55.66	66.50		
						Run 2	65	65	80	80	50	59	66.50			
4	21	2532428	MOESSLER Stefanie	AUT	1992	Run 1	70	73	40	41	50	50	54.00	66.16		
						Run 2	67	66	68	71	56	69	66.16			
5	24	2529558	SEIFERT Jule	GER	1987	Run 1	20	20	20	20	20	20	20.00	62.83		
						Run 2	74	73	74	73	41	42	62.83			
6	35	2529850	WITYCH Zuzanna	POL	1992	Run 1	57	57	63	67	65	66	62.50	62.50		
						Run 2	66	67	48	43	55	50	54.83			

NOT QUALIFIED

7	23	2532312	LE GALL Julie	FRA	1996	Run 1	46	47	41	46	40	38	43.00	50.83		
						Run 2	68	67	40	40	45	45	50.83			
8	31	2532529	BEUTLER Enya	SUI	1993	Run 1	54	50	45	43	41	42	45.83	47.50		
						Run 2	55	50	50	48	40	42	47.50			
9	22	2532186	NOVAKOVA Barbora	CZE	1994	Run 1	56	58	32	44	45	47	47.00	47.00		
						Run 2	59	59	30	30	45	46	44.83			
10	26	2484307	GALYSHEVA Yulia	KAZ	1992	Run 1	64	63	48	47	25	20	44.50	44.50		
						Run 2	57	50	44	45	25	25	41.00			
11	36	2530920	KRIVEC Anja	SLO	1994	Run 1	34	34	30	36	37	29	33.33	34.66		
						Run 2	36	36	33	36	30	37	34.66			
12	25	2532489	MARCHESINI Sofia	ITA	1991	Run 1	7	7	7	7	7	7	7.00	31.00		
						Run 2	40	40	37	39	15	15	31.00			
	30	2530179	MUNOZ Patricia	ESP	1996	Run 1							DNS	DNS		
						Run 2							DNS			

Timing and Results provided by 



Results


REVISED
9 FEB 11:52

Rank	Bib	FIS Code	Name	CTRY Code	YB	Run	J1	J2	J3	J4	J5	J6	Score	Best Score	Tie	Race Points
------	-----	----------	------	-----------	----	-----	----	----	----	----	----	----	-------	------------	-----	-------------

LEGEND

DNS Did Not Start J Judge YB Year of birth

Corrected results without discarded judges scores

Timing and Results provided by  TISSOT



WINTER
UNIVERSIADE
GRANADA 2015



RESULT BOOK

FREESTYLE SKIING

Ladies' Ski Halfpipe



Entry List by Event

As of 9 FEB 2015

HP

Number of Competitors: 11, Number of Countries: 9

Country	FIS Code	Name	FIS Points	Rank	Date of Birth
AUT - Austria	2532428	MOESSLER Stefanie	0.00		5 JAN 1992
<i>Total of 1 AUT Competitor</i>					
ESP - Spain	2530179	MUNOZ Patricia	0.00		17 JUL 1996
	2530467	JAIMEZ Elena Irene	0.00		13 MAR 1996
<i>Total of 2 ESP Competitors</i>					
FRA - France	2529097	TRUPIER MONDANCIN Marine	0.00		14 SEP 1995
<i>Total of 1 FRA Competitor</i>					
GER - Germany	2529558	SEIFERT Jule	0.00		1 MAY 1987
<i>Total of 1 GER Competitor</i>					
ITA - Italy	2532489	MARCHESINI Sofia	0.00		9 APR 1991
<i>Total of 1 ITA Competitor</i>					
POL - Poland	2529850	WITYCH Zuzanna	0.60	72	19 NOV 1992
<i>Total of 1 POL Competitor</i>					
RUS - Russian Federation	2530281	CHESNOKOVA Elizavetta	264.00	21	10 APR 1996
<i>Total of 1 RUS Competitor</i>					
SUI - Switzerland	2532529	BEUTLER Enya	0.00		15 APR 1993
<i>Total of 1 SUI Competitor</i>					
USA - United States of America	2532533	POTTER Brooke	0.00		15 MAY 1995
	2531736	KEENEY Alexis	0.00		27 NOV 1991
<i>Total of 2 USA Competitors</i>					



Results

HP

Jury				Technical Data				
FIS Technical Delegate:	COTTE Stephane	FRA		Course Name:	Half Pipe Sierra			
Head Judge:	FERRY Magnus	SWE		Halfpipe Length:	165.0m			
Chief of Competition:	CERVI Jose	ESP		Width from Wall to Wall:	18.0m			
Officials				Halfpipe Inclination:	18°			
FIS Race Director:	KOHLI Luc	FRA		Inner Height of Walls:	5.5m			
Chief of Halfpipe:	MOLINA Jorge	ESP		Inclination of Vert:	78°			
				Forerunners				
Judge 1:	IVANOV Ivan	BUL						
Judge 2:	ARNAUD Cottet	SUI						
Judge 3:	ROYER Charly	FRA						
Judge 4:	CARR Martin	GBR						
Judge 5:	BULC Urh	SLO						
Weather: Sunny				Air Temperature: 3°C / 37°F		Snow Temperature: -5°C / 23°F		Wind: 9.7 m/sec (VR)

Number of Competitors: 11, Number of Countries: 9

Rank	Bib	FIS Code	Name	Ctry Code	YB	Run	J1	J2	J3	J4	J5	Score	Best Score	FIS Points
------	-----	----------	------	-----------	----	-----	----	----	----	----	----	-------	------------	------------

Results from Final

1	9	2529097	TRUPIER MONDANCIN Marine	FRA	1995	Run 1	75	79	78	72	75	75.80	77.80	50.00
						Run 2	77	78	80	77	77	77.80		
2	1	2530281	CHESNOKOVA Elizavetta	RUS	1996	Run 1	80	75	73	66	74	73.60	73.60	40.00
						Run 2	74	76	73	67	75	73.00		
3	11	2529558	SEIFERT Jule	GER	1987	Run 1	70	65	60	60	61	63.20	63.20	30.00
						Run 2	65	66	60	61	60	62.40		
4	4	2532529	BEUTLER Enya	SUI	1993	Run 1	60	53	55	58	57	56.60	57.00	25.00
						Run 2	55	55	57	59	59	57.00		
5	12	2532533	POTTER Brooke	USA	1995	Run 1	50	45	50	52	53	50.00	51.40	22.50
						Run 2	52	46	51	53	55	51.40		
6	10	2532489	MARCHESINI Sofia	ITA	1991	Run 1	41	40	40	43	44	41.60	41.60	20.00
						Run 2	39	39	40	44	45	41.40		

Results from Qualification

7	7	2532428	MOESSLER Stefanie	AUT	1992	Run 1	29	42	38	38	37	36.80	36.80	18.00
						Run 2						DNS		
	2	2529850	WITYCH Zuzanna	POL	1992	Run 1						DNS		
						Run 2						DNS		
	6	2530467	JAIMEZ Elena Irene	ESP	1996	Run 1						DNS		
						Run 2						DNS		
	8	2530179	MUNOZ Patricia	ESP	1996	Run 1						DNS		
						Run 2						DNS		



Results

HP

Number of Competitors: 11, Number of Countries: 9

Rank	Bib	FIS Code	Name	Ctry Code	YB	Run	J1	J2	J3	J4	J5	Score	Best Score	FIS Points
13	2531736		KEENEY Alexis	USA	1991	Run 1						DNS		
						Run 2						DNS		

Head Judge

FERRY Magnus (SWE)

Chief of Scoring

SCHOBER Marc (AUT)

LEGEND

Ctry	Country	DNS	Did Not Start	J	Judge	Tie	Tie-break points
VR	Variable	YB	Year of Birth				



Medallists

Medal	Name	Country
GOLD	TRIEPIER MONDANCIN Marine	FRA - France
SILVER	CHESNOKOVA Elizavetta	RUS - Russian Federation
BRONZE	SEIFERT Jule	GER - Germany



Start List

HP

Jury				Technical Data			
FIS Technical Delegate:	COTTE Stephane	FRA		Course Name:	Half Pipe Sierra		
Head Judge:	FERRY Magnus	SWE		Halfpipe Length:	165.0m		
Chief of Competition:	CERVI Jose	ESP		Width from Wall to Wall:	18.0m		
Officials				Halfpipe Inclination:	18°		
FISU Technical Delegate:	KOHLI Luc	FRA		Inner Height of Walls:	5.5m		
Chief of Halfpipe:	MOLINA Jorge	ESP		Inclination of Vert:	78°		
				Forerunners			
Judge 1:	IVANOV Ivan	BUL					
Judge 2:	ARNAUD Cottet	SUI					
Judge 3:	ROYER Charly	FRA					
Judge 4:	CARR Martin	GBR					
Judge 5:	BULC Urh	SLO					

Number of Competitors: 6, Number of Countries: 6

Start Order	Bib	FIS Code	Name	Ctry Code	YB	Run	J1	J2	J3	J4	J5	Score	Best Score	Tie
1	10	2532489	MARCHESINI Sofia	ITA	1991	Run 1 Run 2								
2	12	2532533	POTTER Brooke	USA	1995	Run 1 Run 2								
3	4	2532529	BEUTLER Enya	SUI	1993	Run 1 Run 2								
4	1	2530281	CHESNOKOVA Elizavetta	RUS	1996	Run 1 Run 2								
5	11	2529558	SEIFERT Jule	GER	1987	Run 1 Run 2								
6	9	2529097	TRUPIER MONDANCIN Marine	FRA	1995	Run 1 Run 2								

LEGEND	Country	J	Judge	Tie	Tie-break points	YB	Year of Birth
--------	---------	---	-------	-----	------------------	----	---------------



Results

HP

Jury			Technical Data				
FIS Technical Delegate:	COTTE Stephane	FRA	Course Name:	Half Pipe Sierra			
Head Judge:	FERRY Magnus	SWE	Halfpipe Length:	165.0m			
Chief of Competition:	CERVI Jose	ESP	Width from Wall to Wall:	18.0m			
			Halfpipe Inclination:	18°			
			Inner Height of Walls:	5.5m			
			Inclination of Vert:	78°			
Officials			Forerunners				
FIS Race Director:	KOHLI Luc	FRA					
Chief of Halfpipe:	MOLINA Jorge	ESP					
Judge 1:	IVANOV Ivan	BUL					
Judge 2:	ARNAUD Cottet	SUI					
Judge 3:	ROYER Charly	FRA					
Judge 4:	CARR Martin	GBR					
Judge 5:	BULC Urh	SLO					
Weather: Sunny			Air Temperature: 3°C / 37°F		Snow Temperature: -5°C / 23°F		Wind: 9.7 m/sec (VR)

Number of Competitors: 6, Number of Countries: 6

Rank	Bib	FIS Code	Name	Ctry Code	YB	Run	J1	J2	J3	J4	J5	Score	Best Score	Tie
1	9	2529097	TRIEPIER MONDANCIN Marine	FRA	1995	Run 1	75	79	78	72	75	75.80	77.80	
						Run 2	77	78	80	77	77	77.80		
2	1	2530281	CHESNOKOVA Elizavetta	RUS	1996	Run 1	80	75	73	66	74	73.60	73.60	
						Run 2	74	76	73	67	75	73.00		
3	11	2529558	SEIFERT Jule	GER	1987	Run 1	70	65	60	60	61	63.20	63.20	
						Run 2	65	66	60	61	60	62.40		
4	4	2532529	BEUTLER Enya	SUI	1993	Run 1	60	53	55	58	57	56.60	57.00	
						Run 2	55	55	57	59	59	57.00		
5	12	2532533	POTTER Brooke	USA	1995	Run 1	50	45	50	52	53	50.00	51.40	
						Run 2	52	46	51	53	55	51.40		
6	10	2532489	MARCHESINI Sofia	ITA	1991	Run 1	41	40	40	43	44	41.60	41.60	
						Run 2	39	39	40	44	45	41.40		

Head Judge
FERRY Magnus (SWE)

Chief of Scoring
SCHOBER Marc (AUT)

LEGEND							
Ctry	Country	J	Judge	Tie	Tie-break points	VR	Variable
YB	Year of Birth						



Start List

HP

Jury				Technical Data			
FIS Technical Delegate:	COTTE Stephane	FRA		Course Name:	Half Pipe Sierra		
Head Judge:	FERRY Magnus	SWE		Halfpipe Length:	165.0m		
Chief of Competition:	CERVI Jose	ESP		Width from Wall to Wall:	18.0m		
Officials				Halfpipe Inclination:	18°		
FISU Technical Delegate:	KOHLI Luc	FRA		Inner Height of Walls:	5.5m		
Chief of Halfpipe:	MOLINA Jorge	ESP		Inclination of Vert:	78°		
				Forerunners			
Judge 1:	IVANOV Ivan	BUL					
Judge 2:	ARNAUD Cottet	SUI					
Judge 3:	ROYER Charly	FRA					
Judge 4:	CARR Martin	GBR					
Judge 5:	BULC Urh	SLO					

Number of Competitors: 11, Number of Countries: 9

Start Order	Bib	FIS Code	Name	Ctry Code	YB	Run	J1	J2	J3	J4	J5	Score	Best Score	Tie
1	9	2529097	TRUPIER MONDANCIN Marine	FRA	1995	Run 1 Run 2								
2	1	2530281	CHESNOKOVA Elizavetta	RUS	1996	Run 1 Run 2								
3	12	2532533	POTTER Brooke	USA	1995	Run 1 Run 2								
4	2	2529850	WITYCH Zuzanna	POL	1992	Run 1 Run 2								
5	8	2530179	MUNOZ Patricia	ESP	1996	Run 1 Run 2								
6	10	2532489	MARCHESINI Sofia	ITA	1991	Run 1 Run 2								
7	11	2529558	SEIFERT Jule	GER	1987	Run 1 Run 2								
8	6	2530467	JAIMEZ Elena Irene	ESP	1996	Run 1 Run 2								
9	4	2532529	BEUTLER Enya	SUI	1993	Run 1 Run 2								
10	7	2532428	MOESSLER Stefanie	AUT	1992	Run 1 Run 2								
11	13	2531736	KEENEY Alexis	USA	1991	Run 1 Run 2								

LEGEND	Ctry	Country	J	Judge	Tie	Tie-break points	YB	Year of Birth
--------	------	---------	---	-------	-----	------------------	----	---------------



Results

HP

Jury				Technical Data				
FIS Technical Delegate:	COTTE Stephane	FRA		Course Name:	Half Pipe Sierra			
Head Judge:	FERRY Magnus	SWE		Halfpipe Length:	165.0m			
Chief of Competition:	CERVI Jose	ESP		Width from Wall to Wall:	18.0m			
Officials				Halfpipe Inclination:	18°			
FIS Race Director:	KOHLI Luc	FRA		Inner Height of Walls:	5.5m			
Chief of Halfpipe:	MOLINA Jorge	ESP		Inclination of Vert:	78°			
				Forerunners				
Judge 1:	IVANOV Ivan	BUL						
Judge 2:	ARNAUD Cottet	SUI						
Judge 3:	ROYER Charly	FRA						
Judge 4:	CARR Martin	GBR						
Judge 5:	BULC Urh	SLO						
Weather: Mostly cloudy				Air Temperature: 3°C / 37°F		Snow Temperature: 4°C / 39°F		Wind: 3.0 m/sec (S)

Number of Competitors: 11, Number of Countries: 9

Rank	Bib	FIS Code	Name	Ctry Code	YB	Run	J1	J2	J3	J4	J5	Score	Best Score	Tie
------	-----	----------	------	-----------	----	-----	----	----	----	----	----	-------	------------	-----

Qualified to Final

1	9	2529097	TRIEPIER MONDANCIN Marine	FRA	1995	Run 1	60	65	60	55	60	60.00	67.80	
						Run 2	65	70	70	65	69	67.80		
2	11	2529558	SEIFERT Jule	GER	1987	Run 1	50	60	55	52	56	54.60	59.20	
						Run 2	54	63	62	59	58	59.20		
3	1	2530281	CHESNOKOVA Elizavetta	RUS	1996	Run 1	55	55	50	48	52	52.00	56.80	
						Run 2	58	59	60	53	54	56.80		
4	4	2532529	BEUTLER Enya	SUI	1993	Run 1	48	57	53	49	55	52.40	52.40	
						Run 2	45	50	50	47	50	48.40		
5	12	2532533	POTTER Brooke	USA	1995	Run 1	39	45	40	44	44	42.40	42.40	
						Run 2	36	46	40	41	45	41.60		
6	10	2532489	MARCHESINI Sofia	ITA	1991	Run 1	8	14	1	10	15	9.60	37.00	
						Run 2	35	40	38	39	33	37.00		

Not Qualified

7	7	2532428	MOESSLER Stefanie	AUT	1992	Run 1	29	42	38	38	37	36.80	36.80	
						Run 2						DNS		
	2	2529850	WITYCH Zuzanna	POL	1992	Run 1						DNS		
						Run 2						DNS		
	6	2530467	JAIMEZ Elena Irene	ESP	1996	Run 1						DNS		
						Run 2						DNS		
	8	2530179	MUNOZ Patricia	ESP	1996	Run 1						DNS		
						Run 2						DNS		



Results

HP

Number of Competitors: 11, Number of Countries: 9

Rank	Bib	FIS Code	Name	Ctry Code	YB	Run	J1	J2	J3	J4	J5	Score	Best Score	Tie
13	2531736		KEENEY Alexis	USA	1991	Run 1						DNS		
						Run 2						DNS		

Head Judge

FERRY Magnus (SWE)

Chief of Scoring

SCHOBER Marc (AUT)

LEGEND

Ctry	Country	DNS	Did Not Start	J	Judge	S	South
Tie	Tie-break points	YB	Year of Birth				



WINTER
UNIVERSIADE
GRANADA 2015



RESULT BOOK

FREESTYLE SKIING

Ladies' Ski Cross



Entry List By Event

As of 14 FEB 2015

Number of Competitors: 14, Number of Countries: 7

Ctry	Fis Code	Name	FIS Points	Rank	Date of Birth
CZE - Czech Republic	2527841	KUCEROVA Nikol	290.00	29	23 JUN 1989
<i>Total of 1 CZE competitor</i>					
GER - Germany	2529910	ALBRECHT Paula	88.40	83	29 APR 1995
<i>Total of 1 GER competitor</i>					
ITA - Italy	2532489	MARCHESINI Sofia	0.00	999	9 APR 1991
<i>Total of 1 ITA competitor</i>					
JPN - Japan	2532148	ATOMURA Akane	0.00	999	30 SEP 1992
<i>Total of 1 JPN competitor</i>					
RUS - Russian Federation	2529457	AVERYANOVA Mayya	150.00	55	8 MAY 1994
	2530011	PENTUKHOVA Lidia	99.00	78	6 OCT 1993
	2528596	STARICHENKO Ekaterina	180.00	45	17 JAN 1995
	2525881	STRUK Viktoria	81.00	85	8 AUG 1988
<i>Total of 4 RUS competitors</i>					
SUI - Switzerland	2529823	CHASTAN Zoe	98.10	80	27 OCT 1992
	2529773	CHELI Zoe	104.20	75	20 FEB 1996
<i>Total of 2 SUI competitors</i>					
USA - United States of America	2527070	DYER Shelby	0.00	999	8 MAR 1993
	2532280	MCNATT Leta	0.00	999	13 DEC 1995
	2528883	PRYMAK Tania	181.00	44	12 OCT 1992
	2530295	SALKO Lauren	30.50	129	20 MAY 1991
<i>Total of 4 USA competitors</i>					



Medallists

Medal	Name	CTRY
GOLD	KUCEROVA Nikol	CZE
SILVER	PENTUKHOVA Lidia	RUS
BRONZE	PRYMAK Tania	USA



Results


Jury			Technical Data	
FIS Technical Delegate:	WADE Matthew	USA	Course Name:	Ski Cross Women
Referee:	COTTE Stephane	FRA	Start Altitude:	1890m
Chief of Competition:	BERGES Carlos	ESP	Finish Altitude:	1800m
FISU Technical Delegate	KOHLI Luc	FRA	Vertical Drop:	90m
			Course Length:	300m
			Number of Features:	14
Officials			Forerunners	
FIS Race Director:			F1 -	
Chief of Course:	LOPEZ David	ESP	F2 -	
Course Builder:	LOPEZ David	ESP	F3 -	
Course Setter:	BERGES Carlos	ESP	F4 -	
Start Referee:	TORRES Clara	ESP		
Finish Referee:	LOPEZ Laura	ESP		

Number of Competitors: 14, Number of Countries: 7

Rank	Bib	FIS Code	Name	CTRY Code	YB	Qualification Time	Race Points
NOT QUALIFIED FOR FINALS							
1	1	2527841	KUCEROVA Nikol	CZE	1989	50.08	200.00
2	7	2530011	PENTUKHOVA Lidia	RUS	1993	50.73	160.00
3	3	2528883	PRYMAK Tania	USA	1992	50.78	120.00
4	5	2529457	AVERYANOVA Mayya	RUS	1994	51.07	100.00
5	6	2529773	CHELI Zoe	SUI	1996	51.56	90.00
6	4	2528596	STARICHENKO Ekaterina	RUS	1995	51.83	80.00
7	9	2529910	ALBRECHT Paula	GER	1995	52.05	72.00
8	8	2529823	CHASTAN Zoe	SUI	1992	52.47	64.00
9	10	2525881	STRUK Viktoria	RUS	1988	52.61	58.00
10	13	2532280	MCNATT Leta	USA	1995	56.56	52.00
11	11	2530295	SALKO Lauren	USA	1991	1:00.15	
	12	2532148	ATOMURA Akane	JPN	1992	DNS	
	14	2532489	MARCHESINI Sofia	ITA	1991	DNS	
	15	2527070	DYER Shelby	USA	1993	DNS	

LEGEND

DNS Did Not Start YB Year of birth

Timing and Results provided by 



Start List

Jury			Technical Data	
FIS Technical Delegate:	WADE Matthew	USA	Course Name:	Ski Cross Women
Referee:	COTTE Stephane	FRA	Start Altitude:	2625m
Chief of Competition:	BERGES Carlos	ESP	Finish Altitude:	2420m
FISU Technical Delegate	KOHLI Luc	FRA	Vertical Drop:	205m
			Course Length:	980m
			Number of Features:	24
Officials			Forerunners	
FIS Race Director:			F1 -	Forerunner 1
Chief of Course:	LOPEZ David	ESP	F2 -	Forerunner 2
Course Builder:	LOPEZ David	ESP	F3 -	
Course Setter:	BERGES Carlos	ESP	F4 -	
Start Referee:	TORRES Clara	ESP		
Finish Referee:	LOPEZ Laura	ESP		

Number of Competitors: 14, Number of Countries: 7


Start Order	Bib	Fis Code	Name	CTRY Code	YB	Time	Diff
1	8	2529823	CHASTAN Zoe	SUI	1992		
2	6	2529773	CHELI Zoe	SUI	1996		
3	15	2527070	DYER Shelby	USA	1993		
4	1	2527841	KUCEROVA Nikol	CZE	1989		
5	10	2525881	STRUK Viktoria	RUS	1988		
6	7	2530011	PENTUKHOVA Lidia	RUS	1993		
7	3	2528883	PRYMAK Tania	USA	1992		
8	11	2530295	SALKO Lauren	USA	1991		
9	13	2532280	MCNATT Leta	USA	1995		
10	14	2532489	MARCHESINI Sofia	ITA	1991		
11	5	2529457	AVERYANOVA Mayya	RUS	1994		
12	4	2528596	STARICHENKO Ekaterina	RUS	1995		
13	9	2529910	ALBRECHT Paula	GER	1995		
14	12	2532148	ATOMURA Akane	JPN	1992		

NOTE

All competitors are seeded according to FIS or World Cup Rank. Top 16 competitors are randomly drawn.

LEGEND

Diff Difference YB Year of birth

Timing and Results provided by  **TISSOT**



Results

Jury			Technical Data		
FIS Technical Delegate:	WADE Matthew	USA	Course Name:	Ski Cross Women	
Referee:	COTTE Stephane	FRA	Start Altitude:	2625m	
Chief of Competition:	BERGES Carlos	ESP	Finish Altitude:	2420m	
FISU Technical Delegate	KOHLI Luc	FRA	Vertical Drop:	205m	
			Course Length:	980m	
			Number of Features:	24	
Officials			Forerunners		
FIS Race Director:			F1 -	Forerunner 1	
Chief of Course:	LOPEZ David	ESP	F2 -	Forerunner 2	
Course Builder:	LOPEZ David	ESP	F3 -		
Course Setter:	BERGES Carlos	ESP	F4 -		
Start Referee:	TORRES Clara	ESP			
Finish Referee:	LOPEZ Laura	ESP			

Number of Competitors: 14, Number of Countries: 7

Rank	Bib	Fis Code	Name	CTRY Code	YB	Time	Diff
1	1	2527841	KUCEROVA Nikol	CZE	1989	50.08	
2	7	2530011	PENTUKHOVA Lidia	RUS	1993	50.73	0.65
3	3	2528883	PRYMAK Tania	USA	1992	50.78	0.70
4	5	2529457	AVERYANOVA Mayya	RUS	1994	51.07	0.99
5	6	2529773	CHELI Zoe	SUI	1996	51.56	1.48
6	4	2528596	STARICHENKO Ekaterina	RUS	1995	51.83	1.75
7	9	2529910	ALBRECHT Paula	GER	1995	52.05	1.97
8	8	2529823	CHASTAN Zoe	SUI	1992	52.47	2.39
9	10	2525881	STRUK Viktoria	RUS	1988	52.61	2.53
10	13	2532280	MCNATT Leta	USA	1995	56.56	6.48
11	11	2530295	SALKO Lauren	USA	1991	1:00.15	10.07
	12	2532148	ATOMURA Akane	JPN	1992	DNS	
	14	2532489	MARCHESINI Sofia	ITA	1991	DNS	
	15	2527070	DYER Shelby	USA	1993	DNS	

NOTE

If two or more competitors have the same time (tied), then the competitor that started later in the race, will win the tie

LEGEND

Diff Difference **DNS** Did Not Start **YB** Year of birth

Timing and Results provided by 



WINTER
UNIVERSIADE
GRANADA 2015



RESULT BOOK

FREESTYLE SKIING

Men's Moguls



Entry List by Event

As of 6 FEB 2015

MO

Number of Competitors: 23, Number of Countries: 11

Country	FIS Code	Name	FIS Points	Rank	Date of Birth
AUT - Austria	2531858	POSCH Sascha	39.65	186	13 DEC 1992
	2531748	AIGNER Thomas	37.50	194	8 MAR 1993
<i>Total of 2 AUT Competitors</i>					
CHN - People's Republic of China	2528801	ZHAO Yang	6.66	400	3 DEC 1992
	2527618	SONG Xiaochen	0.09	494	1 NOV 1991
	2528799	CHEN Kang	9.52	351	26 SEP 1993
<i>Total of 3 CHN Competitors</i>					
CRO - Croatia	2531180	MAVRINAC Dorijan	24.70	245	10 MAY 1993
<i>Total of 1 CRO Competitor</i>					
CZE - Czech Republic	2526777	HONZIG Daniel	65.00	138	13 DEC 1992
<i>Total of 1 CZE Competitor</i>					
ESP - Spain	2485169	ZAMORA Ander	0.00		9 OCT 1991
	2530180	MONTOYA Jorge	2.80	449	17 AUG 1995
<i>Total of 2 ESP Competitors</i>					
FRA - France	2526517	ESCOBAR Jules	100.00	92	28 JUL 1994
<i>Total of 1 FRA Competitor</i>					
ITA - Italy	2407282	ROSI Ruggero	0.00		4 APR 1987
<i>Total of 1 ITA Competitor</i>					
KAZ - Kazakhstan	2531406	LOGINOV Andrey	4.34	422	19 DEC 1996
	2469168	REIHERD Dmitriy	475.00	14	1 AUG 1989
	2532087	GORLACHEV Konstantin	4.48	419	16 SEP 1997
	2528846	KOLMAKOV Pavel	260.00	33	14 AUG 1996
<i>Total of 4 KAZ Competitors</i>					
KOR - Republic of Korea	2526124	SEO Myung-Joon	165.00	53	15 JUN 1992
	2527908	KIM Ji-Hyon	101.50	90	11 JAN 1995
<i>Total of 2 KOR Competitors</i>					
RUS - Russian Federation	2485233	MIKHAYLOV Maksim	135.00	68	12 FEB 1992
	2485005	SHIMBUEV Sergei	158.00	58	22 JAN 1992
	2527789	ANUFRIEV Egor	195.00	46	24 MAY 1995
	2528600	KAPITONOV Nikita	150.00	61	1 JAN 1995
<i>Total of 4 RUS Competitors</i>					
USA - United States of America	2528528	FARNY Luke	0.00		26 NOV 1993
	2526826	DEGRANDIS Michael	0.00		24 MAR 1993
<i>Total of 2 USA Competitors</i>					



Event Results Summary

MO

Number of Competitors: 23, Number of Countries: 11

Rank	Bib	FIS Code	Name	Ctry Code	YB	Q		F		Race Points
						Score	Rk	Score	Rk	
1	2	2528846	KOLMAKOV Pavel	KAZ	1996			72.45	(1)	248.00
2	1	2469168	REIHERD Dmitriy	KAZ	1989			68.73	(2)	198.40
3	4	2485005	SHIMBUEV Sergei	RUS	1992			62.11	(3)	148.80
4	7	2527908	KIM Ji-Hyon	KOR	1995			58.55	(4)	124.00
5	3	2527789	ANUFRIEV Egor	RUS	1995			57.48	(5)	111.60
6	8	2526517	ESCOBAR Jules	FRA	1994			52.98	(6)	99.20
7	6	2485233	MIKHAYLOV Maksim	RUS	1992			52.41	(7)	89.28
8	17	2528528	FARNY Luke	USA	1993			48.97	(8)	79.36
9	11	2531858	POSCH Sascha	AUT	1992			46.99	(9)	71.92
10	10	2526777	HONZIG Daniel	CZE	1992			44.47	(10)	64.48
11	19	2531406	LOGINOV Andrey	KAZ	1996			44.41	(11)	59.52
12	5	2528600	KAPITONOV Nikita	RUS	1995			39.82	(12)	54.56
13	22	2485169	ZAMORA Ander	ESP	1991			39.17	(13)	49.60
14	21	2407282	ROSI Ruggero	ITA	1987			38.58	(14)	44.64
15	9	2526124	SEO Myung-Joon	KOR	1992			37.38	(15)	39.68
16	14	2528801	ZHAO Yang	CHN	1992			36.72	(16)	37.20
17	15	2527618	SONG Xiaochen	CHN	1991			35.14	(17)	34.72
18	12	2531748	AIGNER Thomas	AUT	1993			27.36	(18)	32.24
19	18	2532087	GORLACHEV Konstantin	KAZ	1997			20.66	(19)	29.76
20	20	2530180	MONTOYA Jorge	ESP	1995			17.96	(20)	27.28
21	16	2526826	DEGRANDIS Michael	USA	1993			10.33	(21)	24.80
22	13	2528799	CHEN Kang	CHN	1993			7.66	(22)	
23	30	2531180	MAVRINAC Dorijan	CRO	1993			2.68	(23)	

LEGEND

Ctry	Country	F	Final	Q	Qualification	Rk	Rank
------	---------	---	-------	---	---------------	----	------



Medallists

Medal	Name	Country
GOLD	KOLMAKOV Pavel	KAZ - Kazakhstan
SILVER	REIHERD Dmitriy	KAZ - Kazakhstan
BRONZE	SHIMBUEV Sergei	RUS - Russian Federation



Start List

REVISED
5 FEB 14:37

MO

Jury			Technical Data	
FIS Technical Delegate:	WADE Matthiew	USA	Course Name:	Visera
Head Judge:	PIPSA Pohjavirta	FIN	Length:	201m
Chief of Competition:	PUIG CRISOL Jose Maria	ESP	Course Width:	17.0m
			Gate Width:	14.0m
			Gradient:	28°
			Pace Time:	20.72
Officials			Forerunners	
FISU Technical Delegate:	KOHLI Luc	FRA		
Chief of Course:	LOPEZ Javi	ESP		
Judge 1 (Turns):	BERARD Bruno	FRA		
Judge 2 (Turns):	PUIG CRISOL Jose Maria	ESP		
Judge 3 (Turns):	LEONI Giovanni Osvaldo	SUI		
Judge 4 (Air):	CARR Martin	GBR		
Judge 5 (Air):	ERIKSEN Stian	NOR		

Number of Competitors: 23, Number of Countries: 11

Start Order	Bib	FIS Code	Name	Ctry Code	YB	PR Rank
1	6	2485233	MIKHAYLOV Maksim	RUS	1992	
2	2	2528846	KOLMAKOV Pavel	KAZ	1996	
3	13	2528799	CHEN Kang	CHN	1993	
4	9	2526124	SEO Myung-Joon	KOR	1992	
5	14	2528801	ZHAO Yang	CHN	1992	
6	20	2530180	MONTOYA Jorge	ESP	1995	
7	12	2531748	AIGNER Thomas	AUT	1993	
8	8	2526517	ESCOBAR Jules	FRA	1994	
9	7	2527908	KIM Ji-Hyon	KOR	1995	
10	1	2469168	REIHERD Dmitriy	KAZ	1989	
11	11	2531858	POSCH Sascha	AUT	1992	
12	17	2528528	FARNY Luke	USA	1993	
13	16	2526826	DEGRANDIS Michael	USA	1993	
14	18	2532087	GORLACHEV Konstantin	KAZ	1997	
15	4	2485005	SHIMBUEV Sergei	RUS	1992	
16	15	2527618	SONG Xiaochen	CHN	1991	
17	5	2528600	KAPITONOV Nikita	RUS	1995	
18	22	2485169	ZAMORA Ander	ESP	1991	
19	30	2531180	MAVRINAC Dorijan	CRO	1993	
20	10	2526777	HONZIG Daniel	CZE	1992	
21	19	2531406	LOGINOV Andrey	KAZ	1996	
22	3	2527789	ANUFRIEV Egor	RUS	1995	
23	21	2407282	ROSI Ruggero	ITA	1987	



Start List

REVISED
5 FEB 14:37

MO

Number of Competitors: 23, Number of Countries: 11

Start Order	Bib	FIS Code	Name	Ctry Code	YB	PR Rank
-------------	-----	----------	------	-----------	----	---------

NOTE
Bibs are assigned by Fis rank

LEGEND
Ctry Country PR Previous Round YB Year of Birth

Schedule change due to strong wind.



Results

MO

Jury			Technical Data		
FIS Technical Delegate:	WADE Matthiew	USA	Course Name:	Visera	
Head Judge:	PIPSA Pohjavirta	FIN	Length:	201m	
Chief of Competition:	PUIG CRISOL Jose Maria	ESP	Course Width:	17.0m	
			Gate Width:	14.0m	
			Gradient:	28°	
			Pace Time:	20.72	
Officials			Forerunners		
FISU Technical Delegate:	KOHLI Luc	FRA			
Chief of Course:	LOPEZ Javi	ESP			
Judge 1 (Turns):	BERARD Bruno	FRA			
Judge 2 (Turns):	PUIG CRISOL Jose Maria	ESP			
Judge 3 (Turns):	LEONI Giovanni Osvaldo	SUI			
Judge 4 (Air):	CARR Martin	GBR			
Judge 5 (Air):	ERIKSEN Stian	NOR			
Weather: Sky clear			Air Temperature: -21°C / -7°F		
			Snow Temperature: -18°C / 0°F		
			Wind: 19.7 m/sec (VR)		

Number of Competitors: 23, Number of Countries: 11

Rank	Bib	FIS Code	Name	Ctry Code	YB	Turns				Air				Speed		Score	Tie	
						J1	J2	J3	Total	J4	J5	Jump	DD	Total	Time			Time Points
1	2	2528846	KOLMAKOV Pavel	KAZ	1996	16.8	13.2	15.7	45.7	8.6	8.0	bF	0.830	12.21	21.66	14.54	72.45	
										7.9	6.7	fT	0.730					
2	1	2469168	REIHERD Dmitriy	KAZ	1989	15.3	15.5	16.2	47.0	6.6	7.1	7opA	0.860	10.11	23.55	11.62	68.73	
										5.9	5.7	bPp	0.730					
3	4	2485005	SHIMBUEV Sergei	RUS	1992	13.8	10.5	14.8	39.1	7.9	7.8	bPp	0.730	11.01	23.31	12.00	62.11	
										6.0	6.3	7opA	0.860					
4	7	2527908	KIM Ji-Hyon	KOR	1995	13.5	14.5	15.8	43.8	4.8	5.4	7opA	0.860	7.84	26.60	6.91	58.55	
										5.0	4.5	bPp	0.730					
5	3	2527789	ANUFRIEV Egor	RUS	1995	12.3	12.0	10.4	34.7	8.0	7.9	bL	0.720	10.01	22.81	12.77	57.48	
										4.4	5.6	7opA	0.860					
6	8	2526517	ESCOBAR Jules	FRA	1994	11.5	8.0	13.0	32.5	7.8	8.5	bPp	0.730	10.94	24.90	9.54	52.98	
										4.8	5.0	10opA	1.020					
7	6	2485233	MIKHAYLOV Maksim	RUS	1992	9.1	10.0	10.8	29.9	8.0	6.7	bF	0.830	10.82	23.51	11.69	52.41	
										5.8	5.2	7opA	0.860					
8	17	2528528	FARNY Luke	USA	1993	9.6	10.5	11.6	31.7	6.2	8.0	3	0.700	7.08	24.48	10.19	48.97	
										2.0	3.8	bPp	0.730					
9	11	2531858	POSCH Sascha	AUT	1992	10.4	13.0	11.0	34.4	4.2	4.7	3	0.700	6.43	27.09	6.16	46.99	
										5.0	4.1	fT	0.730					
10	10	2526777	HONZIG Daniel	CZE	1992	6.4	10.4	11.1	27.9	6.0	6.5	3G	0.770	9.35	26.40	7.22	44.47	
										5.8	6.0	bPG	0.770					
11	19	2531406	LOGINOV Andrey	KAZ	1996	11.7	11.1	9.5	32.3	5.0	3.9	l	0.730	7.36	28.00	4.75	44.41	
										5.1	6.2	bPp	0.730					
12	5	2528600	KAPITONOV Nikita	RUS	1995	11.0	10.1	9.4	30.5	4.0	3.8	l	0.730	5.28	28.46	4.04	39.82	
										2.9	3.8	bPp	0.730					
13	22	2485169	ZAMORA Ander	ESP	1991	10.5	10.5	10.5	31.5	5.1	4.9	TT	0.500	5.79	29.86	1.88	39.17	
										4.2	5.2	bT	0.700					
14	21	2407282	ROSI Ruggero	ITA	1987	9.1	9.1	11.2	29.4	6.0	6.4	3	0.700	7.63	30.07	1.55	38.58	
										5.0	4.4	bT	0.700					
15	9	2526124	SEO Myung-Joon	KOR	1992	6.0	2.4	6.2	14.6	7.3	7.6	bPp	0.730	10.71	23.26	12.07	37.38	
										5.9	6.4	7opA	0.860					
16	14	2528801	ZHAO Yang	CHN	1992	11.1	7.6	8.3	27.0	4.9	5.8	K	0.410	4.27	27.55	5.45	36.72	
										2.8	3.0	bL	0.720					
17	15	2527618	SONG Xiaochen	CHN	1991	9.4	8.5	8.3	26.2	4.3	4.2	S	0.410	3.01	27.24	5.93	35.14	
										1.4	2.1	bPp	0.730					
18	12	2531748	AIGNER Thomas	AUT	1993	5.0	4.8	3.3	13.1	6.4	7.6	bT	0.700	9.31	27.87	4.95	27.36	
										5.5	6.6	fT	0.730					



Results

MO

Number of Competitors: 23, Number of Countries: 11

Rank	Bib	FIS Code	Name	Ctry Code	YB	Turns				Air					Speed		Score	Tie
						J1	J2	J3	Total	J4	J5	Jump	DD	Total	Time	Time Points		
19	18	2532087	GORLACHEV Konstantin	KAZ	1997	6.6	4.0	4.9	15.5	4.2	4.2	3	0.700	5.16	32.05	0.00	20.66	
										3.0	3.1	fT	0.730					
20	20	2530180	MONTOYA Jorge	ESP	1995	5.2	3.4	3.9	12.5	3.9	4.9	3	0.700	5.46	32.74	0.00	17.96	
										2.9	3.9	bT	0.700					
21	16	2526826	DEGRANDIS Michael	USA	1993	1.2	0.4	1.2	2.8	4.5	5.1	bPp	0.730	7.53	33.25	0.00	10.33	
										5.2	6.0	bL	0.720					
22	13	2528799	CHEN Kang	CHN	1993	0.1	0.1	0.1	0.3	3.0	3.4	S	0.410	5.03	29.57	2.33	7.66	
										4.4	5.8	bPp	0.730					
23	30	2531180	MAVRINAC Dorijan	CRO	1993	0.1	0.1	0.1	0.3	3.5	2.6	3	0.700	2.38	37.82	0.00	2.68	
										0.3	0.4	fT	0.730					

Head Judge	Chief of Scoring
PIPSA Pohjavirta (FIN)	SCHOBER Marc (AUT)

NOTE
Turns Total + Air Total + Time points = Score

LEGEND
Ctry Country DD Degree of Difficulty J Judge Tie Tie-break points



WINTER
UNIVERSIADE
GRANADA 2015



RESULT BOOK

FREESTYLE SKIING

Men's Ski Slopestyle



Entry List By Event

As of 7 FEB 2015

Number of Competitors: 29, Number of Countries: 13

Ctry	Fis Code	Name	FIS Points	Rank	Date of Birth
AUT - Austria	2530751	BRAITSCH Fabian	18.00	186	1 SEP 1992
	2529205	HASIBEDER Dominic	0.00	999	7 OCT 1991
<i>Total of 2 AUT competitors</i>					
CZE - Czech Republic	2529000	KALENSKY Josef	16.65	196	27 APR 1989
<i>Total of 1 CZE competitor</i>					
ESP - Spain	2530180	MONTOYA Jorge	0.00	999	17 AUG 1995
<i>Total of 1 ESP competitor</i>					
FIN - Finland	2526436	KOSKELAINEN Henri	0.00	999	17 APR 1989
	2529153	RONKAINEN Jarkko	0.90	454	31 MAY 1991
<i>Total of 2 FIN competitors</i>					
GEO - Georgia	2532523	CHOPIKASHVILI Sandro	0.00	999	6 JAN 1993
	2532524	KHUTSISHVILI Mamuka	0.00	999	8 JAN 1995
	2531595	VASHAKMADZE Guram	3.60	346	22 APR 1993
<i>Total of 3 GEO competitors</i>					
ITA - Italy	2531651	CONCI Andrea	0.00	999	17 MAY 1990
	2531589	MAIRAMTINKHOF Michael	0.00	999	13 JUL 1991
	2407282	ROSI Ruggero	0.00	999	4 APR 1987
<i>Total of 3 ITA competitors</i>					
KOR - Republic of Korea	2531217	CHEON Ho-Young	50.00	97	14 JUN 1996
<i>Total of 1 KOR competitor</i>					
POL - Poland	2529593	KARPIEL Szczepan	40.00	111	10 DEC 1989
	2530369	PALICHLEB Pawel	3.56	349	8 DEC 1992
	2530006	SIBIGA Bartlomiej	18.00	186	18 NOV 1990
<i>Total of 3 POL competitors</i>					
RUS - Russian Federation	2530966	KAZAKOV Arkadii	40.00	111	27 JUL 1993
	2527524	KORDYUK Petr	26.25	148	8 JUL 1992
	2530389	MAKAROV Dmitry	35.00	120	14 NOV 1996
	2531477	MULENDEEV Dmitrii	18.50	182	27 OCT 1996
<i>Total of 4 RUS competitors</i>					
SLO - Slovenia	2529348	KOLENC Lovrenc	11.00	233	4 SEP 1990
	2531234	KOVACIC Ziga	9.50	251	24 NOV 1994
<i>Total of 2 SLO competitors</i>					
SUI - Switzerland	2532537	BENZ Alexander	0.00	999	9 APR 1991
	2531566	JAEGER Silvan	9.60	247	12 FEB 1988
<i>Total of 2 SUI competitors</i>					
SVK - Slovakia	2531227	JANCKULIK Igor	4.75	318	3 JAN 1994
<i>Total of 1 SVK competitor</i>					

Timing and Results provided by  TISSOT



Entry List By Event

As of 7 FEB 2015

Ctry	Fis Code	Name	FIS Points	Rank	Date of Birth
USA - United States of America	2531735	BROWN Jeremy	10.80	236	25 JUN 1990
	2528930	LEEDS Broby	12.78	214	17 AUG 1994
	2527806	LEONARD John	0.00	999	21 NOV 1994
	2532534	POTTER Cody	0.00	999	13 FEB 1993

Total of 4 USA competitors



Medallists

Medal	Name	CTRY
GOLD	BRAITSCH Fabian	AUT
SILVER	LEEDS Broby	USA
BRONZE	POTTER Cody	USA



Start List

REVISED
9 FEB 13:55


Jury			Technical Data		
Chief Of Course:	CASTRO Ricardo	ESP	Course Name:	Slopestyle Women	
FISU Technical Delegate:	KOHLI Luc	FRA	Start Altitude:	2582m	
Head Judge:	FERRY Magnus	SWE	Finish Altitude:	2420m	
Chief of Competition:	RICON Francisco	ESP	Vertical Drop:	162m	
Technical Delegate:	COTTE Stephane	FRA	Course Length:	710m	
			Number of Jump Features:	3	
			Number of Jibbing Features:	3	
Officials			Forerunners		
Judge 1:	FERRY Magnus	SWE	F1 -		
Judge 2:	COTTET Arnaud	SUI	F2 -		
Judge 3:	ERIKSEN Stian	NOR	F3 -		
Judge 4:	BULC Urh	SLO	F4 -		
Judge 5:	CARR Martin	GBR			
Judge 6:	ROYER Charly	FRA			

Number of Competitors: 12, Number of Countries: 7

Start Order	Bib	FIS Code	Name	CTRY Code	YB	Run	J1	J2	J3	J4	J5	J6	Score	Best Score	Tie	Race Points
1	56	2527806	LEONARD John	USA	1994	Run 1										
						Run 2										
2	45	2531566	JAEGER Silvan	SUI	1988	Run 1										
						Run 2										
3	57	2529348	KOLENC Lovrenc	SLO	1990	Run 1										
						Run 2										
4	55	2528930	LEEDS Broby	USA	1994	Run 1										
						Run 2										
5	47	2532534	POTTER Cody	USA	1993	Run 1										
						Run 2										
6	40	2530966	KAZAKOV Arkadii	RUS	1993	Run 1										
						Run 2										
7	58	2529593	KARPIEL Szczepan	POL	1989	Run 1										
						Run 2										
8	21	2529205	HASIBEDER Dominic	AUT	1991	Run 1										
						Run 2										
9	46	2532537	BENZ Alexander	SUI	1991	Run 1										
						Run 2										
10	33	2530006	SIBIGA Bartlomiej	POL	1990	Run 1										
						Run 2										
11	23	2529000	KALENSKY Josef	CZE	1989	Run 1										
						Run 2										
12	22	2530751	BRAITSCH Fabian	AUT	1992	Run 1										
						Run 2										

LEGEND

J Judge YB Year of birth

Timing and Results provided by  TISSOT



Results

Jury				Technical Data			
Chief Of Course:	CASTRO Ricardo	ESP		Course Name:	Slopestyle Women		
FISU Technical Delegate:	KOHLI Luc	FRA		Start Altitude:	2582m		
Head Judge:	FERRY Magnus	SWE		Finish Altitude:	2420m		
Chief of Competition:	RICON Francisco	ESP		Vertical Drop:	162m		
Technical Delegate:	COTTE Stephane	FRA		Course Length:	710m		
				Number of Jump Features:	3		
				Number of Jibbing Features:	3		
Officials				Forerunners			
Judge 1:	FERRY Magnus	SWE		F1 -			
Judge 2:	COTTET Arnaud	SUI		F2 -			
Judge 3:	ERIKSEN Stian	NOR		F3 -			
Judge 4:	BULC Urh	SLO		F4 -			
Judge 5:	CARR Martin	GBR					
Judge 6:	ROYER Charly	FRA					
Weather:	Sky clear			Snow Temperature:	-2°C/28.4°F		
				Temperature - Start:	0°C/32°F		
				Temperature - Finish:	-1°C/30.2°F		

Number of Competitors: 29, Number of Countries: 13


Rank	Bib	FIS Code	Name	CTRY Code	YB	Run	J1	J2	J3	J4	J5	J6	Score	Best Score	Tie	Race Points
------	-----	----------	------	-----------	----	-----	----	----	----	----	----	----	-------	------------	-----	-------------

RESULTS FROM FINAL

1	22	2530751	BRAITSCH Fabian	AUT	1992	Run 1	84	82	82	80	80	83	81.83	81.83		500.00
						Run 2	81	80	81	81	55	55	72.16			
2	55	2528930	LEEDS Broby	USA	1994	Run 1	70	72	88	86	75	77	78.00	78.00		400.00
						Run 2	11	12	10	10	12	15	11.66			
3	47	2532534	POTTER Cody	USA	1993	Run 1	68	68	77	78	81	80	75.33	75.33		300.00
						Run 2	66	66	72	74	83	84	74.16			
4	40	2530966	KAZAKOV Arkadii	RUS	1993	Run 1	30	30	29	30	30	27	29.33	73.66		250.00
						Run 2	66	67	85	84	68	72	73.66			
5	33	2530006	SIBIGA Bartłomiej	POL	1990	Run 1	80	78	63	64	64	61	68.33	73.16		225.00
						Run 2	73	69	83	82	64	68	73.16			
6	46	2532537	BENZ Alexander	SUI	1991	Run 1	82	81	42	48	83	87	70.50	70.50		200.00
						Run 2	86	84	40	45	41	45	56.83			
7	23	2529000	KALENSKY Josef	CZE	1989	Run 1	79	79	51	51	71	74	67.50	69.16		180.00
						Run 2	80	77	84	84	47	43	69.16			
8	58	2529593	KARPIEL Szczepan	POL	1989	Run 1	70	69	68	70	68	69	69.00	69.00		160.00
						Run 2	62	60	58	62	67	69	63.00			
9	45	2531566	JAEGER Silvan	SUI	1988	Run 1	65	65	59	59	79	81	68.00	68.00		145.00
						Run 2	61	62	62	62	72	76	65.83			
10	56	2527806	LEONARD John	USA	1994	Run 1	78	77	43	49	72	74	65.50	65.50		130.00
						Run 2	63	62	61	61	61	65	62.16			
11	57	2529348	KOLENC Lovrenc	SLO	1990	Run 1	29	28	35	30	20	27	28.16	28.16		120.00
						Run 2							DNS			
12	21	2529205	HASIBEDER Dominic	AUT	1991	Run 1	12	15	8	17	12	10	12.33	18.50		110.00
						Run 2	20	19	25	25	12	10	18.50			

RESULTS FROM QUALIFICATION

13	34	2530369	PALICHLER Pawel	POL	1992	Run 1	35	35	35	35	37	30	34.50	60.33		100.00
						Run 2	57	57	69	65	55	59	60.33			

Timing and Results provided by 



Results

Rank	Bib	FIS Code	Name	CTRY Code	YB	Run	J1	J2	J3	J4	J5	J6	Score	Best Score	Tie	Race Points
14	24	2529153	RONKAINEN Jarkko	FIN	1991	Run 1	76	72	53	51	48	51	58.50	58.50		90.00
						Run 2	20	18	16	16	39	39	24.66			
15	38	2531477	MULENDEEV Dmitrii	RUS	1996	Run 1	60	61	45	45	62	60	55.50	55.50		80.00
						Run 2	30	30	30	30	38	38	32.66			
16	25	2526436	KOSKELAINEN Henri	FIN	1989	Run 1	22	22	25	30	22	25	24.33	54.66		75.00
						Run 2	77	74	48	50	39	40	54.66			
17	41	2531227	JANCKULIK Igor	SVK	1994	Run 1	58	52	51	50	51	58	53.33	53.33		70.00
						Run 2	55	54	54	53	49	54	53.16			
18	29	2531589	MAIRAMTINKHOF Michael	ITA	1991	Run 1	48	49	66	65	41	47	52.66	53.00		65.00
						Run 2	50	52	64	63	44	45	53.00			
19	48	2531735	BROWN Jeremy	USA	1990	Run 1	44	45	42	43	40	40	42.33	50.50		60.00
						Run 2	48	47	56	54	48	50	50.50			
20	39	2527524	KORDYUK Petr	RUS	1992	Run 1	59	57	50	50	32	33	46.83	49.16		55.00
						Run 2	68	66	39	42	39	41	49.16			
21	36	2531217	CHEON Ho-Young	KOR	1996	Run 1	6	6	6	6	6	6	6.00	45.33		50.00
						Run 2	45	47	48	48	40	44	45.33			
22	59	2532524	KHUTSISHVILI Mamuka	GEO	1995	Run 1	4	4	4	4	4	4	4.00	43.00		45.00
						Run 2	35	37	41	43	51	51	43.00			
23	42	2531234	KOVACIC Ziga	SLO	1994	Run 1	28	28	29	30	30	25	28.33	28.33		40.00
						Run 2	10	10	10	10	10	10	10.00			
24	31	2531651	CONCI Andrea	ITA	1990	Run 1	17	17	23	26	30	20	22.16	22.16		35.00
						Run 2	9	10	13	13	6	7	9.66			
25	26	2531595	VASHAKMADZE Guram	GEO	1993	Run 1	10	10	10	10	10	10	10.00	14.66		30.00
						Run 2	15	15	20	18	10	10	14.66			
26	37	2530389	MAKAROV Dmitry	RUS	1996	Run 1	11	11	11	11	10	10	10.66	14.33		25.00
						Run 2	16	16	16	17	10	11	14.33			
27	27	2532523	CHOPIKASHVILI Sandro	GEO	1993	Run 1	12	12	12	12	12	12	12.00	14.00		
						Run 2	14	14	14	14	14	14	14.00			
28	43	2530180	MONTOYA Jorge	ESP	1995	Run 1	8	8	8	8	8	8	8.00	11.33		
						Run 2	12	12	15	15	5	9	11.33			
	30	2407282	ROSI Ruggero	ITA	1987	Run 1							DNS	DNS		
						Run 2							DNS			

LEGEND

DNS Did Not Start **J** Judge **YB** Year of birth

Timing and Results provided by 



Start List

Jury			Technical Data		
Chief Of Course:	CASTRO Ricardo	ESP	Course Name:	Slopestyle Women	
FISU Technical Delegate:	KOHLI Luc	FRA	Start Altitude:	2582m	
Head Judge:	FERRY Magnus	SWE	Finish Altitude:	2420m	
Chief of Competition:	RICON Francisco	ESP	Vertical Drop:	162m	
Technical Delegate:	COTTE Stephane	FRA	Course Length:	710m	
			Number of Jump Features:	3	
			Number of Jibbing Features:	3	
Officials			Forerunners		
Judge 1:	FERRY Magnus	SWE	F1 -		
Judge 2:	COTTET Arnaud	SUI	F2 -		
Judge 3:	ERIKSEN Stian	NOR	F3 -		
Judge 4:	BULC Urh	SLO	F4 -		
Judge 5:	CARR Martin	GBR			
Judge 6:	ROYER Charly	FRA			

Number of Competitors: 29, Number of Countries: 13

Start Order	Bib	FIS Code	Name	CTRY Code	YB	Run	J1	J2	J3	J4	J5	J6	Score	Best Score	Tie	Race Points
1	42	2531234	KOVACIC Ziga	SLO	1994	Run 1										
						Run 2										
2	27	2532523	CHOPIKASHVILI Sandro	GEO	1993	Run 1										
						Run 2										
3	34	2530369	PALICHLER Pawel	POL	1992	Run 1										
						Run 2										
4	36	2531217	CHEON Ho-Young	KOR	1996	Run 1										
						Run 2										
5	33	2530006	SIBIGA Bartlomiej	POL	1990	Run 1										
						Run 2										
6	46	2532537	BENZ Alexander	SUI	1991	Run 1										
						Run 2										
7	41	2531227	JANCKULIK Igor	SVK	1994	Run 1										
						Run 2										
8	56	2527806	LEONARD John	USA	1994	Run 1										
						Run 2										
9	26	2531595	VASHAKMADZE Guram	GEO	1993	Run 1										
						Run 2										
10	55	2528930	LEEDS Broby	USA	1994	Run 1										
						Run 2										
11	23	2529000	KALENSKY Josef	CZE	1989	Run 1										
						Run 2										
12	58	2529593	KARPIEL Szczepan	POL	1989	Run 1										
						Run 2										
13	40	2530966	KAZAKOV Arkadii	RUS	1993	Run 1										
						Run 2										
14	59	2532524	KHUTSISHVILI Mamuka	GEO	1995	Run 1										
						Run 2										
15	47	2532534	POTTER Cody	USA	1993	Run 1										
						Run 2										




Start List

Start Order	Bib	FIS Code	Name	CTRY Code	YB	Run	J1	J2	J3	J4	J5	J6	Score	Best Score	Tie	Race Points
16	57	2529348	KOLENC Lovrenc	SLO	1990	Run 1 Run 2										
17	38	2531477	MULENDEEV Dmitrii	RUS	1996	Run 1 Run 2										
18	25	2526436	KOSKELAINEN Henri	FIN	1989	Run 1 Run 2										
19	43	2530180	MONTOYA Jorge	ESP	1995	Run 1 Run 2										
20	37	2530389	MAKAROV Dmitry	RUS	1996	Run 1 Run 2										
21	21	2529205	HASIBEDER Dominic	AUT	1991	Run 1 Run 2										
22	45	2531566	JAEGER Silvan	SUI	1988	Run 1 Run 2										
23	31	2531651	CONCI Andrea	ITA	1990	Run 1 Run 2										
24	29	2531589	MAIRAMTINKHOF Michael	ITA	1991	Run 1 Run 2										
25	48	2531735	BROWN Jeremy	USA	1990	Run 1 Run 2										
26	39	2527524	KORDYUK Petr	RUS	1992	Run 1 Run 2										
27	22	2530751	BRAITSCH Fabian	AUT	1992	Run 1 Run 2										
28	24	2529153	RONKAINEN Jarkko	FIN	1991	Run 1 Run 2										
29	30	2407282	ROSI Ruggero	ITA	1987	Run 1 Run 2										

LEGEND

J Judge YB Year of birth

Timing and Results provided by 



Results

REVISED
9 FEB 13:55

Jury			Technical Data		
Chief Of Course:	CASTRO Ricardo	ESP	Course Name:	Slopestyle Women	
FISU Technical Delegate:	KOHLI Luc	FRA	Start Altitude:	2582m	
Head Judge:	FERRY Magnus	SWE	Finish Altitude:	2420m	
Chief of Competition:	RICON Francisco	ESP	Vertical Drop:	162m	
Technical Delegate:	COTTE Stephane	FRA	Course Length:	710m	
			Number of Jump Features:	3	
			Number of Jibbing Features:	3	
Officials			Forerunners		
Judge 1:	FERRY Magnus	SWE	F1 -		
Judge 2:	COTTET Arnaud	SUI	F2 -		
Judge 3:	ERIKSEN Stian	NOR	F3 -		
Judge 4:	BULC Urh	SLO	F4 -		
Judge 5:	CARR Martin	GBR			
Judge 6:	ROYER Charly	FRA			
Weather:	Sky clear		Snow Temperature:	-5°C/23°F	
			Temperature - Start:	-8°C/17.6°F	
			Temperature - Finish:	-6°C/21.2°F	

Number of Competitors: 29, Number of Countries: 13


Rank	Bib	FIS Code	Name	CTRY Code	YB	Run	J1	J2	J3	J4	J5	J6	Score	Best Score	Tie	Race Points
------	-----	----------	------	-----------	----	-----	----	----	----	----	----	----	-------	------------	-----	-------------

QUALIFIED TO FINAL

1	22	2530751	BRAITSCH Fabian	AUT	1992	Run 1	79	80	55	56	77	83	71.66	82.00		
						Run 2	77	78	89	84	80	84	82.00			
2	23	2529000	KALENSKY Josef	CZE	1989	Run 1	80	77	58	59	79	80	72.16	80.16		
						Run 2	78	75	90	86	75	77	80.16			
3	33	2530006	SIBIGA Bartlomiej	POL	1990	Run 1	78	79	73	70	66	65	71.83	80.00		
						Run 2	85	85	85	81	74	70	80.00			
4	46	2532537	BENZ Alexander	SUI	1991	Run 1	83	83	65	64	84	85	77.33	77.33		
						Run 2	86	86	67	64	44	45	65.33			
5	21	2529205	HASIBEDER Dominic	AUT	1991	Run 1	65	62	55	54	39	39	52.33	73.66		
						Run 2	73	74	87	85	61	62	73.66			
6	58	2529593	KARPIEL Szczepan	POL	1989	Run 1	64	63	80	77	72	78	72.33	72.33		
						Run 2	89	88	50	57	40	49	62.16			
7	40	2530966	KAZAKOV Arkadii	RUS	1993	Run 1	69	70	61	61	70	70	66.83	70.50		
						Run 2	77	76	70	69	67	64	70.50			
8	47	2532534	POTTER Cody	USA	1993	Run 1	66	55	75	72	77	77	70.33	70.33		
						Run 2	63	63	65	68	59	59	62.83			
9	55	2528930	LEEDS Broby	USA	1994	Run 1	74	76	59	67	44	40	60.00	68.83		
						Run 2	72	75	64	65	68	69	68.83			
10	57	2529348	KOLENC Lovrenc	SLO	1990	Run 1	13	13	13	13	13	13	13.00	66.00		
						Run 2	81	80	40	40	77	78	66.00			
11	45	2531566	JAEGER Silvan	SUI	1988	Run 1	53	64	68	63	60	64	62.00	65.00		
						Run 2	63	61	69	72	60	65	65.00			
12	56	2527806	LEONARD John	USA	1994	Run 1	36	36	36	36	36	36	36.00	60.83		
						Run 2	82	82	62	55	42	42	60.83			

NOT QUALIFIED

13	34	2530369	PALICHLER Pawel	POL	1992	Run 1	35	35	35	35	37	30	34.50	60.33		
						Run 2	57	57	69	65	55	59	60.33			

Timing and Results provided by 



Results


REVISED
9 FEB 13:55

Rank	Bib	FIS Code	Name	CTRY Code	YB	Run	J1	J2	J3	J4	J5	J6	Score	Best Score	Tie	Race Points
14	24	2529153	RONKAINEN Jarkko	FIN	1991	Run 1	76	72	53	51	48	51	58.50	58.50		
						Run 2	20	18	16	16	39	39	24.66			
15	38	2531477	MULENDEEV Dmitrii	RUS	1996	Run 1	60	61	45	45	62	60	55.50	55.50		
						Run 2	30	30	30	30	38	38	32.66			
16	25	2526436	KOSKELAINEN Henri	FIN	1989	Run 1	22	22	25	30	22	25	24.33	54.66		
						Run 2	77	74	48	50	39	40	54.66			
17	41	2531227	JANCKULIK Igor	SVK	1994	Run 1	58	52	51	50	51	58	53.33	53.33		
						Run 2	55	54	54	53	49	54	53.16			
18	29	2531589	MAIRAMTINKHOF Michael	ITA	1991	Run 1	48	49	66	65	41	47	52.66	53.00		
						Run 2	50	52	64	63	44	45	53.00			
19	48	2531735	BROWN Jeremy	USA	1990	Run 1	44	45	42	43	40	40	42.33	50.50		
						Run 2	48	47	56	54	48	50	50.50			
20	39	2527524	KORDYUK Petr	RUS	1992	Run 1	59	57	50	50	32	33	46.83	49.16		
						Run 2	68	66	39	42	39	41	49.16			
21	36	2531217	CHEON Ho-Young	KOR	1996	Run 1	6	6	6	6	6	6	6.00	45.33		
						Run 2	45	47	48	48	40	44	45.33			
22	59	2532524	KHUTSISHVILI Mamuka	GEO	1995	Run 1	4	4	4	4	4	4	4.00	43.00		
						Run 2	35	37	41	43	51	51	43.00			
23	42	2531234	KOVACIC Ziga	SLO	1994	Run 1	28	28	29	30	30	25	28.33	28.33		
						Run 2	10	10	10	10	10	10	10.00			
24	31	2531651	CONCI Andrea	ITA	1990	Run 1	17	17	23	26	30	20	22.16	22.16		
						Run 2	9	10	13	13	6	7	9.66			
25	26	2531595	VASHAKMADZE Guram	GEO	1993	Run 1	10	10	10	10	10	10	10.00	14.66		
						Run 2	15	15	20	18	10	10	14.66			
26	37	2530389	MAKAROV Dmitry	RUS	1996	Run 1	11	11	11	11	10	10	10.66	14.33		
						Run 2	16	16	16	17	10	11	14.33			
27	27	2532523	CHOPIKASHVILI Sandro	GEO	1993	Run 1	12	12	12	12	12	12	12.00	14.00		
						Run 2	14	14	14	14	14	14	14.00			
28	43	2530180	MONTOYA Jorge	ESP	1995	Run 1	8	8	8	8	8	8	8.00	11.33		
						Run 2	12	12	15	15	5	9	11.33			
	30	2407282	ROSI Ruggero	ITA	1987	Run 1							DNS	DNS		
						Run 2							DNS			

LEGEND

DNS Did Not Start J Judge YB Year of birth

Corrected results without discarded judges scores

Timing and Results provided by 



WINTER
UNIVERSIADE
GRANADA 2015



RESULT BOOK

FREESTYLE SKIING

Men's Ski Halfpipe



Entry List by Event

As of 9 FEB 2015

HP

Number of Competitors: 12, Number of Countries: 8

Country	FIS Code	Name	FIS Points	Rank	Date of Birth
AUT - Austria	2529205	HASIBEDER Dominic	0.00		7 OCT 1991
<i>Total of 1 AUT Competitor</i>					
ESP - Spain	2530180	MONTOYA Jorge	0.00		17 AUG 1995
<i>Total of 1 ESP Competitor</i>					
FRA - France	2526930	BIJASSON Nicolas	216.00	27	24 FEB 1991
<i>Total of 1 FRA Competitor</i>					
KOR - Republic of Korea	2528635	KIM Kwang-Jin	95.00	47	10 JUN 1995
<i>Total of 1 KOR Competitor</i>					
POL - Poland	2529593	KARPIEL Szczepan	0.04	177	10 DEC 1989
<i>Total of 1 POL Competitor</i>					
RUS - Russian Federation	2527524	KORDYUK Petr	24.85	77	8 JUL 1992
	2528971	KOMAROV Anton	7.20	114	24 OCT 1994
	2527774	CHUPA Pavel	77.20	51	20 SEP 1994
<i>Total of 3 RUS Competitors</i>					
SUI - Switzerland	2532537	BENZ Alexander	0.00		9 APR 1991
<i>Total of 1 SUI Competitor</i>					
USA - United States of America	2527806	LEONARD John	0.00		21 NOV 1994
	2528930	LEEDS Broby	263.00	23	17 AUG 1994
	2531735	BROWN Jeremy	0.00		25 JUN 1990
<i>Total of 3 USA Competitors</i>					



Results

HP

Jury				Technical Data				
FIS Technical Delegate:	COTTE Stephane	FRA		Course Name:	Half Pipe Sierra			
Head Judge:	FERRY Magnus	SWE		Halfpipe Length:	165.0m			
Chief of Competition:	CERVI Jose	ESP		Width from Wall to Wall:	18.0m			
Officials				Halfpipe Inclination:	18°			
FIS Race Director:	KOHLI Luc	FRA		Inner Height of Walls:	5.5m			
Chief of Halfpipe:	MOLINA Jorge	ESP		Inclination of Vert:	78°			
				Forerunners				
Judge 1:	IVANOV Ivan	BUL						
Judge 2:	ARNAUD Cottet	SUI						
Judge 3:	ROYER Charly	FRA						
Judge 4:	CARR Martin	GBR						
Judge 5:	BULC Urh	SLO						
Weather: Sunny				Air Temperature: 3°C / 37°F		Snow Temperature: -5°C / 23°F		Wind: 9.7 m/sec (VR)

Number of Competitors: 12, Number of Countries: 8

Rank	Bib	FIS Code	Name	Ctry Code	YB	Run	J1	J2	J3	J4	J5	Score	Best Score	FIS Points
------	-----	----------	------	-----------	----	-----	----	----	----	----	----	-------	------------	------------

Results from Final

1	13	2527806	LEONARD John	USA	1994	Run 1	80	85	83	79	81	81.60	86.40	90.00
						Run 2	90	86	86	85	85	86.40		
2	2	2528635	KIM Kwang-Jin	KOR	1995	Run 1	72	73	72	68	73	71.60	71.60	72.00
						Run 2	65	62	60	62	64	62.60		
3	3	2527774	CHUPA Pavel	RUS	1994	Run 1	75	70	69	65	71	70.00	70.00	54.00
						Run 2	74	75	62	62	66	67.80		
4	4	2527524	KORDYUK Petr	RUS	1992	Run 1	70	60	66	59	65	64.00	64.00	45.00
						Run 2	45	40	31	29	35	36.00		
5	12	2528930	LEEDS Broby	USA	1994	Run 1	30	30	30	26	20	27.20	62.20	40.50
						Run 2	69	58	60	61	63	62.20		
6	9	2529205	HASIBEDER Dominic	AUT	1991	Run 1	15	14	10	12	10	12.20	27.60	36.00
						Run 2	29	29	29	24	27	27.60		

Results from Qualification

7	6	2528971	KOMAROV Anton	RUS	1994	Run 1	15	15	15	8	9	12.40	44.40	32.40
						Run 2	49	48	40	42	43	44.40		
8	11	2530180	MONTOYA Jorge	ESP	1995	Run 1	20	20	10	17	20	17.40	39.20	28.80
						Run 2	42	41	35	39	39	39.20		
	1	2526930	BIJASSON Nicolas	FRA	1991	Run 1						DNS		
						Run 2						DNS		
	7	2529593	KARPIEL Szczepan	POL	1989	Run 1						DNS		
						Run 2						DNS		



Results

HP

Number of Competitors: 12, Number of Countries: 8

Rank	Bib	FIS Code	Name	Ctry Code	YB	Run	J1	J2	J3	J4	J5	Score	Best Score	FIS Points
8	2532537		BENZ Alexander	SUI	1991	Run 1						DNS		
						Run 2						DNS		
14	2531735		BROWN Jeremy	USA	1990	Run 1						DNS		
						Run 2						DNS		

Head Judge

FERRY Magnus (SWE)

Chief of Scoring

SCHOBER Marc (AUT)

LEGEND

Ctry	Country	DNS	Did Not Start	J	Judge	Tie	Tie-break points
VR	Variable	YB	Year of Birth				



Medallists

Medal	Name	Country
GOLD	LEONARD John	USA - United States of America
SILVER	KIM Kwang-Jin	KOR - Republic of Korea
BRONZE	CHUPA Pavel	RUS - Russian Federation



Start List

HP

Jury			Technical Data		
FIS Technical Delegate:	COTTE Stephane	FRA	Course Name:	Half Pipe Sierra	
Head Judge:	FERRY Magnus	SWE	Halfpipe Length:	165.0m	
Chief of Competition:	CERVI Jose	ESP	Width from Wall to Wall:	18.0m	
Officials			Halfpipe Inclination:	18°	
FISU Technical Delegate:	KOHLI Luc	FRA	Inner Height of Walls:	5.5m	
Chief of Halfpipe:	MOLINA Jorge	ESP	Inclination of Vert:	78°	
			Forerunners		
Judge 1:	IVANOV Ivan	BUL			
Judge 2:	ARNAUD Cottet	SUI			
Judge 3:	ROYER Charly	FRA			
Judge 4:	CARR Martin	GBR			
Judge 5:	BULC Urh	SLO			

Number of Competitors: 6, Number of Countries: 4

Start Order	Bib	FIS Code	Name	Ctry Code	YB	Run	J1	J2	J3	J4	J5	Score	Best Score	Tie
1	9	2529205	HASIBEDER Dominic	AUT	1991	Run 1 Run 2								
2	12	2528930	LEEDS Broby	USA	1994	Run 1 Run 2								
3	4	2527524	KORDYUK Petr	RUS	1992	Run 1 Run 2								
4	13	2527806	LEONARD John	USA	1994	Run 1 Run 2								
5	2	2528635	KIM Kwang-Jin	KOR	1995	Run 1 Run 2								
6	3	2527774	CHUPA Pavel	RUS	1994	Run 1 Run 2								

LEGEND	Country	J	Judge	Tie	Tie-break points	YB	Year of Birth
--------	---------	---	-------	-----	------------------	----	---------------



Results

HP

Jury				Technical Data				
FIS Technical Delegate:	COTTE Stephane	FRA		Course Name:	Half Pipe Sierra			
Head Judge:	FERRY Magnus	SWE		Halfpipe Length:	165.0m			
Chief of Competition:	CERVI Jose	ESP		Width from Wall to Wall:	18.0m			
Officials				Halfpipe Inclination:	18°			
FIS Race Director:	KOHLI Luc	FRA		Inner Height of Walls:	5.5m			
Chief of Halfpipe:	MOLINA Jorge	ESP		Inclination of Vert:	78°			
				Forerunners				
Judge 1:	IVANOV Ivan	BUL						
Judge 2:	ARNAUD Cottet	SUI						
Judge 3:	ROYER Charly	FRA						
Judge 4:	CARR Martin	GBR						
Judge 5:	BULC Urh	SLO						
Weather: Sunny				Air Temperature: 3°C / 37°F		Snow Temperature: -5°C / 23°F		Wind: 9.7 m/sec (VR)

Number of Competitors: 6, Number of Countries: 4

Rank	Bib	FIS Code	Name	Ctry Code	YB	Run	J1	J2	J3	J4	J5	Score	Best Score	Tie
1	13	2527806	LEONARD John	USA	1994	Run 1	80	85	83	79	81	81.60	86.40	
						Run 2	90	86	86	85	85	86.40		
2	2	2528635	KIM Kwang-Jin	KOR	1995	Run 1	72	73	72	68	73	71.60	71.60	
						Run 2	65	62	60	62	64	62.60		
3	3	2527774	CHUPA Pavel	RUS	1994	Run 1	75	70	69	65	71	70.00	70.00	
						Run 2	74	75	62	62	66	67.80		
4	4	2527524	KORDYUK Petr	RUS	1992	Run 1	70	60	66	59	65	64.00	64.00	
						Run 2	45	40	31	29	35	36.00		
5	12	2528930	LEEDS Broby	USA	1994	Run 1	30	30	30	26	20	27.20	62.20	
						Run 2	69	58	60	61	63	62.20		
6	9	2529205	HASIBEDER Dominic	AUT	1991	Run 1	15	14	10	12	10	12.20	27.60	
						Run 2	29	29	29	24	27	27.60		

Head Judge
FERRY Magnus (SWE)

Chief of Scoring
SCHOBER Marc (AUT)

LEGEND							
Ctry	Country	J	Judge	Tie	Tie-break points	VR	Variable
YB	Year of Birth						



Start List

HP

Jury				Technical Data			
FIS Technical Delegate:	COTTE Stephane	FRA		Course Name:	Half Pipe Sierra		
Head Judge:	FERRY Magnus	SWE		Halfpipe Length:	165.0m		
Chief of Competition:	CERVI Jose	ESP		Width from Wall to Wall:	18.0m		
Officials				Halfpipe Inclination:	18°		
FISU Technical Delegate:	KOHLI Luc	FRA		Inner Height of Walls:	5.5m		
Chief of Halfpipe:	MOLINA Jorge	ESP		Inclination of Vert:	78°		
				Forerunners			
Judge 1:	IVANOV Ivan	BUL					
Judge 2:	ARNAUD Cottet	SUI					
Judge 3:	ROYER Charly	FRA					
Judge 4:	CARR Martin	GBR					
Judge 5:	BULC Urh	SLO					

Number of Competitors: 12, Number of Countries: 8

Start Order	Bib	FIS Code	Name	Ctry Code	YB	Run	J1	J2	J3	J4	J5	Score	Best Score	Tie
1	6	2528971	KOMAROV Anton	RUS	1994	Run 1 Run 2								
2	3	2527774	CHUPA Pavel	RUS	1994	Run 1 Run 2								
3	11	2530180	MONTOYA Jorge	ESP	1995	Run 1 Run 2								
4	2	2528635	KIM Kwang-Jin	KOR	1995	Run 1 Run 2								
5	7	2529593	KARPIEL Szczepan	POL	1989	Run 1 Run 2								
6	8	2532537	BENZ Alexander	SUI	1991	Run 1 Run 2								
7	13	2527806	LEONARD John	USA	1994	Run 1 Run 2								
8	12	2528930	LEEDS Broby	USA	1994	Run 1 Run 2								
9	1	2526930	BIJASSON Nicolas	FRA	1991	Run 1 Run 2								
10	4	2527524	KORDYUK Petr	RUS	1992	Run 1 Run 2								
11	14	2531735	BROWN Jeremy	USA	1990	Run 1 Run 2								
12	9	2529205	HASIBEDER Dominic	AUT	1991	Run 1 Run 2								

LEGEND	Ctry	Country	J	Judge	Tie	Tie-break points	YB	Year of Birth
--------	------	---------	---	-------	-----	------------------	----	---------------



Results

HP

Jury				Technical Data				
FIS Technical Delegate:	COTTE Stephane	FRA		Course Name:	Half Pipe Sierra			
Head Judge:	FERRY Magnus	SWE		Halfpipe Length:	165.0m			
Chief of Competition:	CERVI Jose	ESP		Width from Wall to Wall:	18.0m			
Officials				Halfpipe Inclination:	18°			
FIS Race Director:	KOHLI Luc	FRA		Inner Height of Walls:	5.5m			
Chief of Halfpipe:	MOLINA Jorge	ESP		Inclination of Vert:	78°			
				Forerunners				
Judge 1:	IVANOV Ivan	BUL						
Judge 2:	ARNAUD Cottet	SUI						
Judge 3:	ROYER Charly	FRA						
Judge 4:	CARR Martin	GBR						
Judge 5:	BULC Urh	SLO						
Weather: Mostly cloudy				Air Temperature: 3°C / 37°F		Snow Temperature: 4°C / 39°F		Wind: 3.0 m/sec (S)

Number of Competitors: 12, Number of Countries: 8

Rank	Bib	FIS Code	Name	Ctry Code	YB	Run	J1	J2	J3	J4	J5	Score	Best Score	Tie
Qualified to Final														
1	3	2527774	CHUPA Pavel	RUS	1994	Run 1	85	75	81	84	80	81.00	81.20	
						Run 2	83	78	81	83	81	81.20		
2	2	2528635	KIM Kwang-Jin	KOR	1995	Run 1	70	72	79	79	74	74.80	74.80	
						Run 2	15	15	6	9	7	10.40		
3	13	2527806	LEONARD John	USA	1994	Run 1	65	69	73	70	69	69.20	73.80	
						Run 2	75	71	76	75	72	73.80		
4	4	2527524	KORDYUK Petr	RUS	1992	Run 1	67	70	75	74	71	71.40	73.20	
						Run 2	72	73	76	73	72	73.20		
5	12	2528930	LEEDS Broby	USA	1994	Run 1	60	66	69	66	67	65.60	71.80	
						Run 2	69	72	75	72	71	71.80		
6	9	2529205	HASIBEDER Dominic	AUT	1991	Run 1	50	46	50	52	55	50.60	53.60	
						Run 2	56	58	48	50	56	53.60		
Not Qualified														
7	6	2528971	KOMAROV Anton	RUS	1994	Run 1	15	15	15	8	9	12.40	44.40	
						Run 2	49	48	40	42	43	44.40		
8	11	2530180	MONTOYA Jorge	ESP	1995	Run 1	20	20	10	17	20	17.40	39.20	
						Run 2	42	41	35	39	39	39.20		
	1	2526930	BIJASSON Nicolas	FRA	1991	Run 1						DNS		
						Run 2						DNS		
	7	2529593	KARPIEL Szczepan	POL	1989	Run 1						DNS		
						Run 2						DNS		



Results

HP

Number of Competitors: 12, Number of Countries: 8

Rank	Bib	FIS Code	Name	Ctry Code	YB	Run	J1	J2	J3	J4	J5	Score	Best Score	Tie
8	2532537		BENZ Alexander	SUI	1991	Run 1						DNS		
						Run 2						DNS		
14	2531735		BROWN Jeremy	USA	1990	Run 1						DNS		
						Run 2						DNS		

Head Judge

FERRY Magnus (SWE)

Chief of Scoring

SCHOBER Marc (AUT)

LEGEND

Ctry	Country	DNS	Did Not Start	J	Judge	S	South
Tie	Tie-break points	YB	Year of Birth				



WINTER
UNIVERSIADE
GRANADA 2015



RESULT BOOK

FREESTYLE SKIING

Men's Ski Cross




Entry List By Event

As of 14 FEB 2015

Number of Competitors: 31, Number of Countries: 13

Ctry	Fis Code	Name	FIS Points	Rank	Date of Birth
AUT - Austria	2532289	GRAF Bernhard	75.44	138	26 NOV 1988
	2529966	LINNINGER Maximilian	36.00	214	10 JUN 1995
	2529008	PEHERSTORFER Lukas	56.60	161	13 FEB 1993
	2529003	STOLZ Christoph	39.60	208	3 SEP 1992
<i>Total of 4 AUT competitors</i>					
BEL - Belgium	2530780	VANDEVELDE Patrick	16.80	277	11 AUG 1995
<i>Total of 1 BEL competitor</i>					
BLR - Belarus	2530885	MAZALEUSKI Siarhei	28.68	235	6 AUG 1992
	2526961	NAKONETCHNYI Alexandre	30.12	231	8 MAR 1987
<i>Total of 2 BLR competitors</i>					
CZE - Czech Republic	2528474	CECH Jiri	116.00	101	13 APR 1993
<i>Total of 1 CZE competitor</i>					
FRA - France	2532020	AMIGUES Tanguy	8.84	322	14 JUN 1995
	2531605	BONNEFOND Tom	120.20	98	18 APR 1995
	2532017	GUIPPONI BARFETY Morgan	90.90	123	14 OCT 1995
	2531359	HOEN Benoit	51.60	179	23 JAN 1994
<i>Total of 4 FRA competitors</i>					
GEO - Georgia	2532594	TEDIASHVILI Davit	0.00	999	15 NOV 1992
<i>Total of 1 GEO competitor</i>					
ITA - Italy	2531651	CONCI Andrea	5.76	341	17 MAY 1990
	2530206	GIORGI Nicola	23.28	250	11 JUL 1994
<i>Total of 2 ITA competitors</i>					
JPN - Japan	2531367	ISHIZUKA Takahiro	92.00	120	7 NOV 1992
<i>Total of 1 JPN competitor</i>					
KOR - Republic of Korea	2530633	HAN Sang-Hyun	45.00	192	20 JUN 1995
	2531846	PARK Hyun	40.60	206	30 AUG 1993
<i>Total of 2 KOR competitors</i>					
POL - Poland	2528241	HABRAT Mateusz	110.00	108	27 APR 1990
<i>Total of 1 POL competitor</i>					
RUS - Russian Federation	2531123	NABIULIN Artem	79.90	132	25 AUG 1996
	2530399	OMELIN Igor	84.80	127	30 AUG 1995
	2529450	PUDOVKIN Mikhail	62.40	153	29 APR 1994
	2530339	SMIRNOV Artem	98.40	116	21 APR 1996
<i>Total of 4 RUS competitors</i>					

Timing and Results provided by  TISSOT



Entry List By Event

As of 14 FEB 2015

Ctry	Fis Code	Name	FIS Points	Rank	Date of Birth
SUI - Switzerland	2528261	CHELI Theo	35.00	217	27 DEC 1993
	2528262	DETRAZ Romain	86.20	125	21 DEC 1993
	2529307	HENZI Timothe	127.60	91	13 APR 1992
	2529385	MUELLER Timo	116.00	101	9 APR 1992
<i>Total of 4 SUI competitors</i>					
USA - United States of America	2530155	HAYMANS Morgan	30.40	230	24 JUN 1993
	2528930	LEEDS Broby	0.00	999	17 AUG 1994
	2527806	LEONARD John	0.00	999	21 NOV 1994
	2532534	POTTER Cody	0.00	999	13 FEB 1993
<i>Total of 4 USA competitors</i>					



Medallists

Medal	Name	CTRY
GOLD	GRAF Bernhard	AUT
SILVER	HENZI Timothe	SUI
BRONZE	OMELIN Igor	RUS




Results

Jury			Technical Data	
FIS Technical Delegate:	WADE Matthew	USA	Course Name:	Ski Cross Men
Referee:	COTTE Stephane	FRA	Start Altitude:	m
Chief of Competition:	BERGES Carlos	ESP	Finish Altitude:	m
FISU Technical Delegate	KOHLI Luc	FRA	Vertical Drop:	m
			Course Length:	m
			Number of Features:	
Officials			Forerunners	
Chief of Course:	LOPEZ David	ESP	F1 -	
Course Builder:	LOPEZ David	ESP	F2 -	
Course Setter:	BERGES Carlos	ESP	F3 -	
Start Referee:	TORRES Clara	ESP	F4 -	
Finish Referee:	LOPEZ Laura	ESP		

Number of Competitors: 31, Number of Countries: 13

Rank	Bib	FIS Code	Name	CTRY Code	YB	Qualification Time	Race Points
NOT QUALIFIED FOR FINALS							
1	32	2532289	GRAF Bernhard	AUT	1988	47.49	120.00
2	1	2529307	HENZI Timothe	SUI	1992	48.02	96.00
3	10	2530399	OMELIN Igor	RUS	1995	48.04	72.00
4	8	2532017	GUIPPONI BARFETY Morgan	FRA	1995	48.08	60.00
5	2	2531605	BONNEFOND Tom	FRA	1995	48.09	54.00
6	14	2531359	HOEN Benoit	FRA	1994	48.20	48.00
7	3	2529385	MUELLER Timo	SUI	1992	48.23	43.20
8	5	2528241	HABRAT Mateusz	POL	1990	48.25	38.40
9	18	2529966	LINNINGER Maximilian	AUT	1995	48.56	34.80
10	16	2531846	PARK Hyun	KOR	1993	48.85	31.20
11	17	2529003	STOLZ Christoph	AUT	1992	48.97	28.80
12	26	2532020	AMIGUES Tanguy	FRA	1995	48.98	26.40
13	23	2530885	MAZALEUSKI Siarhei	BLR	1992	49.03	24.00
14	12	2529450	PUDOVKIN Mikhail	RUS	1994	49.06	21.60
15	7	2531367	ISHIZUKA Takahiro	JPN	1992	49.29	19.20
16	11	2531123	NABIULIN Artem	RUS	1996	49.34	18.00
17	9	2528262	DETRAZ Romain	SUI	1993	49.47	16.80
18	19	2528261	CHELI Theo	SUI	1993	49.48	15.60
19	24	2530206	GIORGI Nicola	ITA	1994	50.11	14.40
20	28	2532594	TEDIASHVILI Davit	GEO	1992	50.21	13.20
21	4	2528474	CECH Jiri	CZE	1993	50.28	12.00
22	15	2530633	HAN Sang-Hyun	KOR	1995	50.79	10.80
23	21	2530155	HAYMANS Morgan	USA	1993	50.87	9.60
24	25	2530780	VANDEVELDE Patrick	BEL	1995	52.02	8.40
25	27	2531651	CONCI Andrea	ITA	1990	52.10	7.20
26	30	2528930	LEEDS Broby	USA	1994	1:01.11	
27	29	2527806	LEONARD John	USA	1994	1:02.35	
	6	2530339	SMIRNOV Artem	RUS	1996	DNS	
	13	2529008	PEHERSTORFER Lukas	AUT	1993	DNS	
	22	2526961	NAKONETCHNYI Alexandre	BLR	1987	DNS	
Disqualified	33	2532534	POTTER Cody	USA	1993	DSQ	

Timing and Results provided by 




Results

Rank	Bib	FIS Code	Name	CTRY Code	YB	Qualification Time	Race Points
------	-----	----------	------	-----------	----	--------------------	-------------

LEGEND

DNS Did Not Start **DSQ** Disqualified **YB** Year of birth

Timing and Results provided by  **TISSOT**



Start List

Jury			Technical Data	
FIS Technical Delegate:	WADE Matthew	USA	Course Name:	Ski Cross Men
Referee:	COTTE Stephane	FRA	Start Altitude:	2625m
Chief of Competition:	BERGES Carlos	ESP	Finish Altitude:	2420m
FISU Technical Delegate	KOHLI Luc	FRA	Vertical Drop:	205m
			Course Length:	980m
			Number of Features:	24
Officials			Forerunners	
Chief of Course:	LOPEZ David	ESP	F1 -	Forerunner 1
Course Builder:	LOPEZ David	ESP	F2 -	Forerunner 2
Course Setter:	BERGES Carlos	ESP	F3 -	
Start Referee:	TORRES Clara	ESP	F4 -	
Finish Referee:	LOPEZ Laura	ESP		

Number of Competitors: 31, Number of Countries: 13


Start Order	Bib	Fis Code	Name	CTRY Code	YB	Time	Diff
1	11	2531123	NABIULIN Artem	RUS	1996		
2	1	2529307	HENZI Timothe	SUI	1992		
3	12	2529450	PUDOVKIN Mikhail	RUS	1994		
4	15	2530633	HAN Sang-Hyun	KOR	1995		
5	8	2532017	GUIPPONI BARFETY Morgan	FRA	1995		
6	5	2528241	HABRAT Mateusz	POL	1990		
7	6	2530339	SMIRNOV Artem	RUS	1996		
8	4	2528474	CECH Jiri	CZE	1993		
9	3	2529385	MUELLER Timo	SUI	1992		
10	2	2531605	BONNEFOND Tom	FRA	1995		
11	9	2528262	DETRAZ Romain	SUI	1993		
12	32	2532289	GRAF Bernhard	AUT	1988		
13	10	2530399	OMELIN Igor	RUS	1995		
14	7	2531367	ISHIZUKA Takahiro	JPN	1992		
15	13	2529008	PEHERSTORFER Lukas	AUT	1993		
16	14	2531359	HOEN Benoit	FRA	1994		
17	16	2531846	PARK Hyun	KOR	1993		
18	17	2529003	STOLZ Christoph	AUT	1992		
19	18	2529966	LINNINGER Maximilian	AUT	1995		
20	19	2528261	CHELI Theo	SUI	1993		
21	21	2530155	HAYMANS Morgan	USA	1993		
22	22	2526961	NAKONETCHNYI Alexandre	BLR	1987		
23	23	2530885	MAZALEUSKI Siarhei	BLR	1992		
24	24	2530206	GIORGI Nicola	ITA	1994		
25	25	2530780	VANDELDELDE Patrick	BEL	1995		
26	26	2532020	AMIGUES Tanguy	FRA	1995		
27	27	2531651	CONCI Andrea	ITA	1990		
28	29	2527806	LEONARD John	USA	1994		
29	30	2528930	LEEDS Broby	USA	1994		
30	28	2532594	TEDIASHVILI Davit	GEO	1992		
31	33	2532534	POTTER Cody	USA	1993		

NOTE

All competitors are seeded according to FIS or World Cup Rank. Top 16 competitors are randomly drawn.

LEGEND

Diff Difference YB Year of birth

Timing and Results provided by 



Results

Jury			Technical Data		
FIS Technical Delegate:	WADE Matthew	USA	Course Name:	Ski Cross Men	
Referee:	COTTE Stephane	FRA	Start Altitude:	2625m	
Chief of Competition:	BERGES Carlos	ESP	Finish Altitude:	2420m	
FISU Technical Delegate	KOHLI Luc	FRA	Vertical Drop:	205m	
			Course Length:	980m	
			Number of Features:	24	
Officials			Forerunners		
Chief of Course:	LOPEZ David	ESP	F1 -	Forerunner 1	
Course Builder:	LOPEZ David	ESP	F2 -	Forerunner 2	
Course Setter:	BERGES Carlos	ESP	F3 -		
Start Referee:	TORRES Clara	ESP	F4 -		
Finish Referee:	LOPEZ Laura	ESP			

Number of Competitors: 31, Number of Countries: 13

Rank	Bib	Fis Code	Name	CTRY Code	YB	Time	Diff
1	32	2532289	GRAF Bernhard	AUT	1988	47.49	
2	1	2529307	HENZI Timothe	SUI	1992	48.02	0.53
3	10	2530399	OMELIN Igor	RUS	1995	48.04	0.55
4	8	2532017	GUIPPONI BARFETY Morgan	FRA	1995	48.08	0.59
5	2	2531605	BONNEFOND Tom	FRA	1995	48.09	0.60
6	14	2531359	HOEN Benoit	FRA	1994	48.20	0.71
7	3	2529385	MUELLER Timo	SUI	1992	48.23	0.74
8	5	2528241	HABRAT Mateusz	POL	1990	48.25	0.76
9	18	2529966	LINNINGER Maximilian	AUT	1995	48.56	1.07
10	16	2531846	PARK Hyun	KOR	1993	48.85	1.36
11	17	2529003	STOLZ Christoph	AUT	1992	48.97	1.48
12	26	2532020	AMIGUES Tanguy	FRA	1995	48.98	1.49
13	23	2530885	MAZALEUSKI Siarhei	BLR	1992	49.03	1.54
14	12	2529450	PUDOVKIN Mikhail	RUS	1994	49.06	1.57
15	7	2531367	ISHIZUKA Takahiro	JPN	1992	49.29	1.80
16	11	2531123	NABIULIN Artem	RUS	1996	49.34	1.85
17	9	2528262	DETRAZ Romain	SUI	1993	49.47	1.98
18	19	2528261	CHELI Theo	SUI	1993	49.48	1.99
19	24	2530206	GIORGI Nicola	ITA	1994	50.11	2.62
20	28	2532594	TEDIASHVILI Davit	GEO	1992	50.21	2.72
21	4	2528474	CECH Jiri	CZE	1993	50.28	2.79
22	15	2530633	HAN Sang-Hyun	KOR	1995	50.79	3.30
23	21	2530155	HAYMANS Morgan	USA	1993	50.87	3.38
24	25	2530780	VANDEVELDE Patrick	BEL	1995	52.02	4.53
25	27	2531651	CONCI Andrea	ITA	1990	52.10	4.61
26	30	2528930	LEEDS Broby	USA	1994	1:01.11	13.62
27	29	2527806	LEONARD John	USA	1994	1:02.35	14.86
	6	2530339	SMIRNOV Artem	RUS	1996	DNS	
	13	2529008	PEHERSTORFER Lukas	AUT	1993	DNS	
	22	2526961	NAKONETCHNYI Alexandre	BLR	1987	DNS	
	33	2532534	POTTER Cody	USA	1993	DSQ	

NOTE

If two or more competitors have the same time (tied), then the competitor that started later in the race, will win the tie

LEGEND

Diff Difference **DNS** Did Not Start **DSQ** Disqualified **YB** Year of birth

Timing and Results provided by  **TISSOT**



Official Communication

Moguls schedule change

Item: 2

Summary:

Moguls schedule change due to strong wind.

Details:

Training will be closed at 14:45.
Competition will start at 15:00, Women first, one run only.

Issued by: KOHLY Luc, FISU Technical Delegate
Time: 14:30
Date: 5 Feb 2015

This decision affects:

Results	<input type="checkbox"/>
Schedule	<input checked="" type="checkbox"/>
Other	<input type="checkbox"/>



Official Communication

Sierra Nevada - Weather Conditions & Technical Issue

Item: 2

Summary:

Bad weather & technical issues led to the decision that the Freestyle Skiing Slopestyle Qualifications will be postponed until tomorrow (9th Feb).

Details:

Universiade 2015/ Freestyle Skiing Slopestyle
February 8th, 2015

Official Communication:

Due to bad weather & technical issues the Freestyle Skiing Slopestyle Qualification will be postponed until tomorrow (9th Feb).

Official draw has been done and Start lists are available on the INFO system.

The new program for Freestyle Skiing Slopestyle is:

Inspection: 08:00 - 08:15

Training: 08:30 - 09:15

Start time Qualification: 09:30 - 12:00

SEMI-FINALS ARE REMOVED FROM COMPETITION SCHEDULE

FINALS FREESTYLE SKIING SLOPESTYLE (6 Ladies / 12 Men 2 Runs):

Training: 12:15 - 12:45

Start Time Finals: 13:00 - 14:30

Flower Ceremony: 14:45

Issued by: Luc Kohly
Time: 13:59
Date: 8 Feb 2015

This decision affects:

Results	<input type="checkbox"/>
Schedule	<input checked="" type="checkbox"/>
Other	<input type="checkbox"/>



Official Communication

Sierra Nevada - Snow Fall

Item: 3

Summary:

Nighttime snowfall

Details:

Universiade 2015 / Snowboard Cross

February 12th, 2015

Due to the heavy snowfall overnight, today's Freestyle Ski Cross training have been CANCELLED.

Issued by: Luc KOHLY, FISU TD
Time: 13:08
Date: 12 Feb 2015

This decision affects:

Results	<input type="checkbox"/>
Schedule	<input checked="" type="checkbox"/>
Other	<input type="checkbox"/>



WINTER
UNIVERSIADE
GRANADA 2015



RESULT BOOK
ICE HOCKEY

8	Ice Hockey	754
8.1	Table of Contents	755
8.2	Medallists by Event	766
8.3	Medal Standings	769
8.4	Women	770
8.4.1	Competition Schedule	771
8.4.2	Team Roster	772
8.4.2.1	Team Roster - CAN	772
8.4.2.2	Team Roster - CHN	773
8.4.2.3	Team Roster - ESP	774
8.4.2.4	Team Roster - JPN	775
8.4.2.5	Team Roster - KAZ	776
8.4.2.6	Team Roster - RUS	777
8.4.2.7	Team Roster - USA	778
8.4.3	Game Official Assignment	780
8.4.4	Tournament Progress - Preliminary round	782
8.4.5	Tournament Progress - Playoffs	783
8.4.6	Game results by Team	784
8.4.7	Player Statistics by Team	785
8.4.7.1	Player Statistics by Team - CAN	785
8.4.7.2	Player Statistics by Team - CHN	786
8.4.7.3	Player Statistics by Team - ESP	787
8.4.7.4	Player Statistics by Team - JPN	788
8.4.7.5	Player Statistics by Team - KAZ	789
8.4.7.6	Player Statistics by Team - RUS	790
8.4.7.7	Player Statistics by Team - USA	791
8.4.8	Team Statistics	792
8.4.9	Goalkeepers	793
8.4.10	Scoring Leaders	794
8.4.11	Goal Scoring Leaders	795
8.4.12	Assist Leaders	796
8.4.13	Defencemen Scoring Leaders	797
8.4.14	Face Off Leaders	798
8.4.15	Plus-Minus Leaders	799
8.4.16	Most Penalised Players	800
8.4.17	Medallists	801
8.4.18	Finals	802
8.4.18.1	Women Finals Gold Medal Game #15	802
8.4.18.1.1	Game Roster	802
8.4.18.1.2	Line-Ups	803

8.4.18.1.3	Line-Ups graphical	804
8.4.18.1.4	Game Summary	805
8.4.18.1.5	Shot Chart	808
8.4.18.1.6	Face-off Chart	809
8.4.18.2	Women Finals Bronze Medal Game #14	812
8.4.18.2.1	Game Roster	812
8.4.18.2.2	Line-Ups	813
8.4.18.2.3	Line-Ups graphical	814
8.4.18.2.4	Game Summary	815
8.4.18.2.5	Shot Chart	817
8.4.18.2.6	Face-off Chart	818
8.4.19	Classifications 5-7	821
8.4.19.1	Tournament Progress - Classifications 5-7	821
8.4.19.2	Women Classifications 5-7 Game #10	822
8.4.19.2.1	Game Roster	822
8.4.19.2.2	Line-Ups	823
8.4.19.2.3	Line-Ups graphical	824
8.4.19.2.4	Game Summary	825
8.4.19.2.5	Shot Chart	828
8.4.19.2.6	Face-off Chart	830
8.4.19.3	Women Classifications 5-7 Game #13	833
8.4.19.3.1	Game Roster	833
8.4.19.3.2	Line-Ups	834
8.4.19.3.3	Line-Ups graphical	835
8.4.19.3.4	Game Summary	836
8.4.19.3.5	Shot Chart	839
8.4.19.3.6	Face-off Chart	840
8.4.19.4	Women Classifications 5-7 Game #16	843
8.4.19.4.1	Game Roster	843
8.4.19.4.2	Line-Ups	844
8.4.19.4.3	Line-Ups graphical	845
8.4.19.4.4	Game Summary	846
8.4.19.4.5	Shot Chart	849
8.4.19.4.6	Face-off Chart	850
8.4.20	Semifinals	853
8.4.20.1	Women Semifinals Game #11	853
8.4.20.1.1	Game Roster	853
8.4.20.1.2	Line-Ups	854
8.4.20.1.3	Line-Ups graphical	855
8.4.20.1.4	Game Summary	856

8.4.20.1.5	Shot Chart	859
8.4.20.1.6	Face-off Chart	860
8.4.20.2	Women Semifinals Game #12	863
8.4.20.2.1	Game Roster	863
8.4.20.2.2	Line-Ups	864
8.4.20.2.3	Line-Ups graphical	865
8.4.20.2.4	Game Summary	866
8.4.20.2.5	Shot Chart	869
8.4.20.2.6	Face-off Chart	870
8.4.21	Preliminary Round - Group A	873
8.4.21.1	Women Preliminary Round - Group A Game #2	873
8.4.21.1.1	Game Roster	873
8.4.21.1.2	Line-Ups	874
8.4.21.1.3	Line-Ups graphical	875
8.4.21.1.4	Game Summary	876
8.4.21.1.5	Shot Chart	879
8.4.21.1.6	Face-off Chart	880
8.4.21.2	Women Preliminary Round - Group A Game #3	883
8.4.21.2.1	Game Roster	883
8.4.21.2.2	Line-Ups	884
8.4.21.2.3	Line-Ups graphical	885
8.4.21.2.4	Game Summary	886
8.4.21.2.5	Shot Chart	889
8.4.21.2.6	Face-off Chart	890
8.4.21.3	Women Preliminary Round - Group A Game #5	892
8.4.21.3.1	Game Roster	892
8.4.21.3.2	Line-Ups	893
8.4.21.3.3	Line-Ups graphical	894
8.4.21.3.4	Game Summary	895
8.4.21.3.5	Shot Chart	898
8.4.21.3.6	Face-off Chart	899
8.4.21.4	Women Preliminary Round - Group A Game #6	902
8.4.21.4.1	Game Roster	902
8.4.21.4.2	Line-Ups	903
8.4.21.4.3	Line-Ups graphical	904
8.4.21.4.4	Game Summary	905
8.4.21.4.5	Shot Chart	908
8.4.21.4.6	Face-off Chart	909
8.4.21.5	Women Preliminary Round - Group A Game #8	912
8.4.21.5.1	Game Roster	912

8.4.21.5.2	Line-Ups	913
8.4.21.5.3	Line-Ups graphical	914
8.4.21.5.4	Game Summary	915
8.4.21.5.5	Shot Chart	917
8.4.21.5.6	Face-off Chart	918
8.4.21.6	Women Preliminary Round - Group A Game #9	921
8.4.21.6.1	Game Roster	921
8.4.21.6.2	Line-Ups	922
8.4.21.6.3	Line-Ups graphical	923
8.4.21.6.4	Game Summary	924
8.4.21.6.5	Shot Chart	927
8.4.21.6.6	Face-off Chart	928
8.4.22	Preliminary Round - Group B	931
8.4.22.1	Women Preliminary Round - Group B Game #1	931
8.4.22.1.1	Game Roster	931
8.4.22.1.2	Line-Ups	932
8.4.22.1.3	Line-Ups graphical	933
8.4.22.1.4	Game Summary	934
8.4.22.1.5	Shot Chart	937
8.4.22.1.6	Face-off Chart	938
8.4.22.2	Women Preliminary Round - Group B Game #4	941
8.4.22.2.1	Game Roster	941
8.4.22.2.2	Line-Ups	942
8.4.22.2.3	Line-Ups graphical	943
8.4.22.2.4	Game Summary	944
8.4.22.2.5	Shot Chart	947
8.4.22.2.6	Face-off Chart	948
8.4.22.3	Women Preliminary Round - Group B Game #7	951
8.4.22.3.1	Game Roster	951
8.4.22.3.2	Line-Ups	952
8.4.22.3.3	Line-Ups graphical	953
8.4.22.3.4	Game Summary	954
8.4.22.3.5	Shot Chart	957
8.4.22.3.6	Face-off Chart	958
8.5	Men	961
8.5.1	Competition Schedule	962
8.5.2	Team Roster	963
8.5.2.1	Team Roster - CAN	963
8.5.2.2	Team Roster - CHN	964
8.5.2.3	Team Roster - CZE	965



8.5.2.4	Team Roster - ESP	966
8.5.2.5	Team Roster - JPN	967
8.5.2.6	Team Roster - KAZ	968
8.5.2.7	Team Roster - KOR	969
8.5.2.8	Team Roster - RUS	970
8.5.2.9	Team Roster - SVK	971
8.5.2.10	Team Roster - SWE	972
8.5.2.11	Team Roster - USA	973
8.5.3	Game Official Assignment	975
8.5.4	Tournament Progress - Preliminary round	979
8.5.5	Tournament Progress - Play-offs	980
8.5.6	Game results by Team	982
8.5.7	Player Statistics by Team	984
8.5.7.1	Player Statistics by Team - CAN	984
8.5.7.2	Player Statistics by Team - CHN	985
8.5.7.3	Player Statistics by Team - CZE	986
8.5.7.4	Player Statistics by Team - ESP	987
8.5.7.5	Player Statistics by Team - JPN	988
8.5.7.6	Player Statistics by Team - KAZ	989
8.5.7.7	Player Statistics by Team - KOR	990
8.5.7.8	Player Statistics by Team - RUS	991
8.5.7.9	Player Statistics by Team - SVK	992
8.5.7.10	Player Statistics by Team - SWE	993
8.5.7.11	Player Statistics by Team - USA	994
8.5.8	Team Statistics	995
8.5.9	Goalkeepers	996
8.5.10	Scoring Leaders	997
8.5.11	Goal Scoring Leaders	998
8.5.12	Assist Leaders	999
8.5.13	Defencemen Scoring Leaders	1000
8.5.14	Face Off Leaders	1001
8.5.15	Plus-Minus Leaders	1002
8.5.16	Most Penalised Players	1003
8.5.17	Medallists	1005
8.5.18	Finals	1006
8.5.18.1	Men Finals Gold Medal Game #33	1006
8.5.18.1.1	Game Roster	1006
8.5.18.1.2	Line-Ups	1007
8.5.18.1.3	Line-Ups graphical	1008
8.5.18.1.4	Game Summary	1009

8.5.18.1.5	Shot Chart	1011
8.5.18.1.6	Face-off Chart	1012
8.5.18.2	Men Finals Bronze Medal Game #32	1014
8.5.18.2.1	Game Roster	1014
8.5.18.2.2	Line-Ups	1015
8.5.18.2.3	Line-Ups graphical	1016
8.5.18.2.4	Game Summary	1017
8.5.18.2.5	Shot Chart	1020
8.5.18.2.6	Face-off Chart	1021
8.5.18.3	Men Finals Classifications 5-6, Game #30	1023
8.5.18.3.1	Game Roster	1023
8.5.18.3.2	Line-Ups	1024
8.5.18.3.3	Line-Ups graphical	1025
8.5.18.3.4	Game Summary	1026
8.5.18.3.5	Shot Chart	1029
8.5.18.3.6	Face-off Chart	1030
8.5.18.4	Men Finals Classifications 7-8, Game #28	1033
8.5.18.4.1	Game Roster	1033
8.5.18.4.2	Line-Ups	1034
8.5.18.4.3	Line-Ups graphical	1035
8.5.18.4.4	Game Summary	1036
8.5.18.4.5	Shot Chart	1039
8.5.18.4.6	Face-off Chart	1040
8.5.19	Semifinals	1043
8.5.19.1	Men Semifinals Classifications 5-8, Game #24	1043
8.5.19.1.1	Game Roster	1043
8.5.19.1.2	Line-Ups	1044
8.5.19.1.3	Line-Ups graphical	1045
8.5.19.1.4	Game Summary	1046
8.5.19.1.5	Shot Chart	1049
8.5.19.1.6	Face-off Chart	1051
8.5.19.2	Men Semifinals Classifications 5-8, Game #25	1054
8.5.19.2.1	Game Roster	1054
8.5.19.2.2	Line-Ups	1055
8.5.19.2.3	Line-Ups graphical	1056
8.5.19.2.4	Game Summary	1057
8.5.19.2.5	Shot Chart	1060
8.5.19.2.6	Face-off Chart	1061
8.5.19.3	Men Semifinals Game #27	1064
8.5.19.3.1	Game Roster	1064

8.5.19.3.2	Line-Ups	1065
8.5.19.3.3	Line-Ups graphical	1066
8.5.19.3.4	Game Summary	1067
8.5.19.3.5	Shot Chart	1070
8.5.19.3.6	Face-off Chart	1072
8.5.19.4	Men Semifinals Game #29	1075
8.5.19.4.1	Game Roster	1075
8.5.19.4.2	Line-Ups	1076
8.5.19.4.3	Line-Ups graphical	1077
8.5.19.4.4	Game Summary	1078
8.5.19.4.5	Shot Chart	1080
8.5.19.4.6	Face-off Chart	1081
8.5.20	Quarterfinals	1084
8.5.20.1	Men Quarterfinals Game #19	1084
8.5.20.1.1	Game Roster	1084
8.5.20.1.2	Line-Ups	1085
8.5.20.1.3	Line-Ups graphical	1086
8.5.20.1.4	Game Summary	1087
8.5.20.1.5	Shot Chart	1090
8.5.20.1.6	Face-off Chart	1091
8.5.20.2	Men Quarterfinals Game #20	1094
8.5.20.2.1	Game Roster	1094
8.5.20.2.2	Line-Ups	1095
8.5.20.2.3	Line-Ups graphical	1096
8.5.20.2.4	Game Summary	1097
8.5.20.2.5	Shot Chart	1100
8.5.20.2.6	Face-off Chart	1101
8.5.20.3	Men Quarterfinals Game #21	1104
8.5.20.3.1	Game Roster	1104
8.5.20.3.2	Line-Ups	1105
8.5.20.3.3	Line-Ups graphical	1106
8.5.20.3.4	Game Summary	1107
8.5.20.3.5	Shot Chart	1110
8.5.20.3.6	Face-off Chart	1111
8.5.20.4	Men Quarterfinals Game #22	1114
8.5.20.4.1	Game Roster	1114
8.5.20.4.2	Line-Ups	1115
8.5.20.4.3	Line-Ups graphical	1116
8.5.20.4.4	Game Summary	1117
8.5.20.4.5	Shot Chart	1120

8.5.20.4.6	Face-off Chart	1121
8.5.21	Classifications 9-11	1124
8.5.21.1	Tournament Progress - Classifications 9-11	1124
8.5.21.2	Men Classifications 9-11 Game #23	1125
8.5.21.2.1	Game Roster	1125
8.5.21.2.2	Line-Ups	1126
8.5.21.2.3	Line-Ups graphical	1127
8.5.21.2.4	Game Summary	1128
8.5.21.2.5	Shot Chart	1131
8.5.21.2.6	Face-off Chart	1132
8.5.21.3	Men Classifications 9-11 Game #26	1135
8.5.21.3.1	Game Roster	1135
8.5.21.3.2	Line-Ups	1136
8.5.21.3.3	Line-Ups graphical	1137
8.5.21.3.4	Game Summary	1138
8.5.21.3.5	Shot Chart	1141
8.5.21.3.6	Face-off Chart	1142
8.5.21.4	Men Classifications 9-11 Game #31	1145
8.5.21.4.1	Game Roster	1145
8.5.21.4.2	Line-Ups	1146
8.5.21.4.3	Line-Ups graphical	1147
8.5.21.4.4	Game Summary	1148
8.5.21.4.5	Shot Chart	1151
8.5.21.4.6	Face-off Chart	1152
8.5.22	Qualifications	1155
8.5.22.1	Men Qualifications Game #16	1155
8.5.22.1.1	Game Roster	1155
8.5.22.1.2	Line-Ups	1156
8.5.22.1.3	Line-Ups graphical	1157
8.5.22.1.4	Game Summary	1158
8.5.22.1.5	Shot Chart	1161
8.5.22.1.6	Face-off Chart	1162
8.5.22.2	Men Qualifications Game #18	1165
8.5.22.2.1	Game Roster	1165
8.5.22.2.2	Line-Ups	1166
8.5.22.2.3	Line-Ups graphical	1167
8.5.22.2.4	Game Summary	1168
8.5.22.2.5	Shot Chart	1171
8.5.22.2.6	Face-off Chart	1172
8.5.22.3	Men Qualifications Game #17	1175

8.5.22.3.1	Game Roster	1175
8.5.22.3.2	Line-Ups	1176
8.5.22.3.3	Line-Ups graphical	1177
8.5.22.3.4	Game Summary	1178
8.5.22.3.5	Shot Chart	1180
8.5.22.3.6	Face-off Chart	1181
8.5.23	Preliminary Round - Group A	1183
8.5.23.1	Men Preliminary Round - Group A Game #4	1183
8.5.23.1.1	Game Roster	1183
8.5.23.1.2	Line-Ups	1184
8.5.23.1.3	Line-Ups graphical	1185
8.5.23.1.4	Game Summary	1186
8.5.23.1.5	Shot Chart	1189
8.5.23.1.6	Face-off Chart	1190
8.5.23.2	Men Preliminary Round - Group A Game #5	1193
8.5.23.2.1	Game Roster	1193
8.5.23.2.2	Line-Ups	1194
8.5.23.2.3	Line-Ups graphical	1195
8.5.23.2.4	Game Summary	1196
8.5.23.2.5	Shot Chart	1199
8.5.23.2.6	Face-off Chart	1200
8.5.23.3	Men Preliminary Round - Group A Game #9	1203
8.5.23.3.1	Game Roster	1203
8.5.23.3.2	Line-Ups	1204
8.5.23.3.3	Line-Ups graphical	1205
8.5.23.3.4	Game Summary	1206
8.5.23.3.5	Shot Chart	1209
8.5.23.3.6	Face-off Chart	1210
8.5.23.4	Men Preliminary Round - Group A Game #10	1213
8.5.23.4.1	Game Roster	1213
8.5.23.4.2	Line-Ups	1214
8.5.23.4.3	Line-Ups graphical	1215
8.5.23.4.4	Game Summary	1216
8.5.23.4.5	Shot Chart	1219
8.5.23.4.6	Face-off Chart	1220
8.5.23.5	Men Preliminary Round - Group A Game #14	1223
8.5.23.5.1	Game Roster	1223
8.5.23.5.2	Line-Ups	1224
8.5.23.5.3	Line-Ups graphical	1225
8.5.23.5.4	Game Summary	1226

8.5.23.5.5	Shot Chart	1229
8.5.23.5.6	Face-off Chart	1230
8.5.23.6	Men Preliminary Round - Group A Game #15	1233
8.5.23.6.1	Game Roster	1233
8.5.23.6.2	Line-Ups	1234
8.5.23.6.3	Line-Ups graphical	1235
8.5.23.6.4	Game Summary	1236
8.5.23.6.5	Shot Chart	1239
8.5.23.6.6	Face-off Chart	1240
8.5.24	Preliminary Round - Group B	1243
8.5.24.1	Men Preliminary Round - Group B Game #2	1243
8.5.24.1.1	Game Roster	1243
8.5.24.1.2	Line-Ups	1244
8.5.24.1.3	Line-Ups graphical	1245
8.5.24.1.4	Game Summary	1246
8.5.24.1.5	Shot Chart	1249
8.5.24.1.6	Face-off Chart	1250
8.5.24.2	Men Preliminary Round - Group B Game #3	1253
8.5.24.2.1	Game Roster	1253
8.5.24.2.2	Line-Ups	1254
8.5.24.2.3	Line-Ups graphical	1255
8.5.24.2.4	Game Summary	1256
8.5.24.2.5	Shot Chart	1259
8.5.24.2.6	Face-off Chart	1260
8.5.24.3	Men Preliminary Round - Group B Game #6	1263
8.5.24.3.1	Game Roster	1263
8.5.24.3.2	Line-Ups	1264
8.5.24.3.3	Line-Ups graphical	1265
8.5.24.3.4	Game Summary	1266
8.5.24.3.5	Shot Chart	1269
8.5.24.3.6	Face-off Chart	1270
8.5.24.4	Men Preliminary Round - Group B Game #7	1273
8.5.24.4.1	Game Roster	1273
8.5.24.4.2	Line-Ups	1274
8.5.24.4.3	Line-Ups graphical	1275
8.5.24.4.4	Game Summary	1276
8.5.24.4.5	Shot Chart	1279
8.5.24.4.6	Face-off Chart	1280
8.5.24.5	Men Preliminary Round - Group B Game #11	1283
8.5.24.5.1	Game Roster	1283

8.5.24.5.2	Line-Ups	1284
8.5.24.5.3	Line-Ups graphical	1285
8.5.24.5.4	Game Summary	1286
8.5.24.5.5	Shot Chart	1289
8.5.24.5.6	Face-off Chart	1291
8.5.24.6	Men Preliminary Round - Group B Game #12	1294
8.5.24.6.1	Game Roster	1294
8.5.24.6.2	Line-Ups	1295
8.5.24.6.3	Line-Ups graphical	1296
8.5.24.6.4	Game Summary	1297
8.5.24.6.5	Shot Chart	1300
8.5.24.6.6	Face-off Chart	1301
8.5.25	Preliminary Round - Group C	1304
8.5.25.1	Men Preliminary Round - Group C Game #1	1304
8.5.25.1.1	Game Roster	1304
8.5.25.1.2	Line-Ups	1305
8.5.25.1.3	Line-Ups graphical	1306
8.5.25.1.4	Game Summary	1307
8.5.25.1.5	Shot Chart	1310
8.5.25.1.6	Face-off Chart	1311
8.5.25.2	Men Preliminary Round - Group C Game #8	1314
8.5.25.2.1	Game Roster	1314
8.5.25.2.2	Line-Ups	1315
8.5.25.2.3	Line-Ups graphical	1316
8.5.25.2.4	Game Summary	1317
8.5.25.2.5	Shot Chart	1320
8.5.25.2.6	Face-off Chart	1321
8.5.25.3	Men Preliminary Round - Group C Game #13	1324
8.5.25.3.1	Game Roster	1324
8.5.25.3.2	Line-Ups	1325
8.5.25.3.3	Line-Ups graphical	1326
8.5.25.3.4	Game Summary	1327
8.5.25.3.5	Shot Chart	1330
8.5.25.3.6	Face-off Chart	1332



Medallists by Event

As of SAT 14 FEB 2015 at 18:11

Event Name	Date	Medal	Name	NOC Code
Women	THU 12 FEB	GOLD	ANANINA Ekaterina BATALOVA Mariia BELYAKOVA Liudmila BULATOVA Diana DERGACHEVA Elena DYUPINA Evgenia GAVRILOVA Iya GONCHARENKO Angelina KIRILENKO Maria LEBEDEVA Ekaterina LESKINA Yulia MITROFANOVA Elina MOROZOVA Nadezda NIKOLAEVA Ekaterina PAVLOVA Valeriia PECHNIKOVA Mariia SHCHUKINA Ann SHOKHINA Anna SILINA Elena SOSINA Olga VAFINA Alexandra VORONTCOVA Natalia	RUS
		SILVER	BARKER Ariane BROOKER Laura CASORSO Sarah FICKEL Jessica FLINTON Julia FOURACRES Brittney GOSLING Katelyn HOUSTON Tess KAMPJES Jessica KESTERIS Nicole LANCELEVE Breanna LITCHFIELD-MEDD Maggie MACKNIGHT Jenny MANTHA Elizabeth McHAFFIE Morgan NORMORE Alexa ODDY Daley POLCI Bree ROUSSEAU-SIROIS Elodie VISSER Keirstin	CAN



Event Name	Date	Medal	Name	NOC Code
		BRONZE	FUJIMOTO Moeko FUJIMOTO Nachi FUJIMOTO Nana HORI Mika IWASAKI Mayu KOIKE Shiori KOMURA Yuuri MORII Mai MORITAKE Runa NOTOYA Yui OHASHI Asami OSAWA Chiho OTA Yukina SAKAMOTO Rio SUGISAWA Nene SUZUKI Sena TOKO Ayaka TOUMA Miyou YONEYAMA Haruna YOSHIDA Amika YOSHIDA Miyuka YUYAMA Seika	JPN
Men	SAT 14 FEB	GOLD	AKISHIN Dmitrii ALESHIN Egor BARBASHEV Sergey BELOV Sergey BOLSHAKOV Alexander CHEREPANOV Nikita EVDOKIMOV Gleb FEDOROV Artem GIMATOV Eduard GORDEEV Artem KLIMCHUK Mikhail KRIVCHENKO Egor LEBEDEV Alexander LEE Oleg MASLOV Kirill PETRAKOV Ivan RAFIKOV Rushan SHINGAREEV Timur SOLOVYEV Evgeny TORCHENYUK Alexander VASILYEV Valerii VIKSNA Evgeny	RUS



Event Name	Date	Medal	Name	NOC Code
		SILVER	AKHMETOV Daniyar ANTSIFEROV Alexey BELGIBAYEV Nursultan FEDOSSENKO Vyacheslav GOROZHANINOV Ilya GREBENCHSHIKOV Vladimir GRYAZNOV Maxim GULYAKOV Ilya ISHMAMETYEV Alexey IVASHIN Viktor KACHULIN Mikhail KENBAYEV Daulet KOVZALOV Ilya KUDRYAVTSEV Sergey KURSHUK Alexandr MAZULA Eduard NESTEROV German POPOVICH Yulian SAFIN Renat SMOLNIKOV Mikhail VOLOGODSKIY Alexandr YELAKOV Vladislav ZYATKOV Pavel	KAZ
		BRONZE	CARTIER Cody Jessie COLLINS Christopher James CRAIGE Jesse Wade CURRAN Kodie James DELAHEY Matthew Kenneth DEPAPE Jordan Matthew Orr FIDDLER Tyler Wayne FLETTE Dalyn Ross FOSTER Taylor Joseph FOWLIE Cody Joseph Allan HICKMOTT Jordan Lindsay HOLFELD Ryan Michael KING Kevin Jarrett KOPER Levko Steven John LAZARUK Kristopher Robert MANNING Neil Alton MAXWELL Stanley Mitchell McCALLUM Craig McFAULL Kendall PAULSEN Luke Eric PEARCE Elgin James Milton REDDICK Kruse Allan ROWLEY Jordan Thomas	CAN




Medal Standings

As of SAT 14 FEB 2015 at 18:12

Rank	NOC	Men				Women				Total				Rank by Total
		G	S	B	Tot	G	S	B	Tot	G	S	B	Tot	
1	RUS - Russian Federation	1			1	1			1	2			2	=1
2	CAN - Canada			1	1		1		1		1	1	2	=1
3	KAZ - Kazakhstan		1		1						1		1	=3
4	JPN - Japan							1	1			1	1	=3
Total:		1	1	1	3	1	1	1	3	2	2	2	6	

LEGEND

= Equal sign indicates that two or more NOCs share the same rank by total **B** Bronze **G** Gold **S** Silver **Tot** Total

Timing and Results provided by  **TISSOT**



WINTER
UNIVERSIADE
GRANADA 2015



RESULT BOOK
ICE HOCKEY

Women



Competition Schedule

REVISED
12 FEB 20:24

As of THU 12 FEB 2015

Date	Start Time	Game	Location
WED 4 FEB	20:30	Preliminary Round - Group B, Game 1 CAN vs KAZ	Mulhacen Pavilion
THU 5 FEB	17:00	Preliminary Round - Group A, Game 2 USA vs CHN	Mulhacen Pavilion
	20:30	Preliminary Round - Group A, Game 3 JPN vs ESP	Mulhacen Pavilion
FRI 6 FEB	20:30	Preliminary Round - Group B, Game 4 RUS vs KAZ	Mulhacen Pavilion
SAT 7 FEB	17:00	Preliminary Round - Group A, Game 5 USA vs JPN	Mulhacen Pavilion
	20:30	Preliminary Round - Group A, Game 6 ESP vs CHN	Mulhacen Pavilion
SUN 8 FEB	20:30	Preliminary Round - Group B, Game 7 CAN vs RUS	Mulhacen Pavilion
MON 9 FEB	17:00	Preliminary Round - Group A, Game 8 CHN vs JPN	Mulhacen Pavilion
	20:30	Preliminary Round - Group A, Game 9 ESP vs USA	Mulhacen Pavilion
TUE 10 FEB	20:30	Classifications (5-7), Game 10 KAZ vs USA	Mulhacen Pavilion
WED 11 FEB	13:30	Semifinals, Game 11 JPN vs CAN	Mulhacen Pavilion
	17:00	Semifinals, Game 12 RUS vs CHN	Mulhacen Pavilion
THU 12 FEB	13:30	Classifications (5-7), Game 13 ESP vs KAZ	Mulhacen Pavilion
	17:00	Bronze Medal Game - Game 14 JPN vs CHN	Granada Sport Palace
	20:30	Gold Medal Game - Game 15 RUS vs CAN	Granada Sport Palace
FRI 13 FEB	13:30	Classifications (5-7), Game 16 USA vs ESP	Mulhacen Pavilion

Swapped Home and Away Team for Gold Medal Game

Timing and Results provided by **TISSOT**



Team Roster

As of TUE 3 FEB 2015

Initial Registration 3 FEB 2015*

CAN - Canada

No	Name	Pos	Shoots/ Catches	Height m / ft in	Weight kg / lbs	Date of Birth	Club	Registration*
1	ROUSSEAU-SIROIS Elodie	GK	L	1.78 / 5'10"	70 / 154	4 APR 1991	Universite de Montreal	
2	POLCI Bree	F	R	1.60 / 5'3"	65 / 143	19 AUG 1991	University of Windsor	
6	FICKEL Jessica	F	R	1.67 / 5'6"	59 / 130	7 MAY 1992	Brock University	
7	NORMORE Alexa	F	L	1.71 / 5'7"	60 / 132	6 OCT 1992	St. Francis Xavier University	
8	HOUSTON Tess	F	R	1.58 / 5'2"	61 / 134	16 JUN 1993	University of Alberta	
10	CASORSO Sarah	D	L	1.67 / 5'6"	62 / 137	22 MAR 1992	University of British Columbia	
11	GOSLING Katelyn	D	L	1.63 / 5'4"	65 / 143	10 MAY 1993	Western Ontario University	
12	LITCHFIELD-MEDD Maggie	F	L	1.70 / 5'7"	68 / 150	5 OCT 1992	University of Manitoba	
13	FLINTON Julia	D	R	1.70 / 5'7"	68 / 150	8 APR 1993	University of Saskatchewan	
14	FOURACRES Brittney	D	R	1.58 / 5'2"	62 / 137	22 MAR 1993	McGill University	
17	VISSER Keirstin	D	L	1.72 / 5'8"	68 / 150	14 FEB 1991	University of Prince Edwards Island	
19	BROOKER Laura	F	L	1.65 / 5'5"	66 / 146	9 DEC 1991	Wilfrid Laurier University	
20	LANCELEVE Breanna	F	L	1.70 / 5'7"	72 / 159	4 SEP 1995	Saint Mary's University	
21	McHAFFIE Morgan	F	L	1.67 / 5'6"	70 / 154	2 FEB 1990	Queen's University	
22	BARKER Ariane	F	R	1.68 / 5'6"	70 / 154	16 JUL 1992	Universite de Montreal	
23	MANTHA Elizabeth	D	R	1.75 / 5'9"	81 / 179	3 AUG 1990	Universite de Montreal	
25	MACKNIGHT Jenny	F	L	1.60 / 5'3"	57 / 126	3 SEP 1992	University of Windsor	
27	ODDY Daley	F	R	1.73 / 5'8"	68 / 150	25 JAN 1995	St. Francis Xavier University	
29	KAMPJES Jessica	F	L	1.70 / 5'7"	65 / 143	29 AUG 1994	University of Alberta	
30	KESTERIS Nicole	GK	L	1.73 / 5'8"	57 / 126	29 MAR 1992	University of Toronto	

Total: 18 players and 2 goalkeepers

Team Officials:

Function	Name	Citizenship	Date of Birth
Head Coach:	REMPEL Jon	CAN	11 SEP 1971
Assistant Coach:	DONALDSON Bruce	CAN	14 OCT 1961
Assistant Coach:	HUNTER Jim	CAN	6 MAR 1964
Team Leader:	GRAHAM Kelsie	CAN	3 MAR 1987
Equipment Manager:	HUYNH Jean	CAN	24 JUN 1993
Physiotherapist:	SMITH Nadine	CAN	26 SEP 1973

Facts and Figures:

Average age:	22
Average height:	1.68 / 5'6"
Average weight:	66 / 146

NOTE

* Registration date of single players is only shown when different from Initial Registration date

LEGEND

D Defence	F Forward	GK Goalkeeper	L Shoots or catches Left
No Jersey number	Pos Position	R Shoots or catches Right	

Timing and Results provided by **TISSOT**



Team Roster

As of TUE 3 FEB 2015

Initial Registration 3 FEB 2015*

CHN - China P.R.

No	Name	Pos	Shoots/ Catches	Height m / ft in	Weight kg / lbs	Date of Birth	Club	Registration*
1	LIU Yuchan	GK	L	1.65 / 5'5"	55 / 121	2 APR 1996	Harbin	
2	FANG Xin	F	L	1.70 / 5'7"	56 / 123	10 MAY 1994	Harbin	
4	ZHANG Chi	F	L	1.60 / 5'3"	60 / 132	5 MAY 1997	Qiqihar	
5	GUAN Yingying	F	R	1.65 / 5'5"	63 / 139	13 SEP 1995	Qiqihar	
6	LIU Zhixin	D	L	1.78 / 5'10"	75 / 165	25 APR 1993	Qiqihar	
7	ZHANG Mengying	F	L	1.70 / 5'7"	68 / 150	22 DEC 1993	Qiqihar	
8	DENG Di	D	R	1.62 / 5'4"	60 / 132	17 OCT 1996	Qiqihar	
9	XIAO Jinqiu	D	L	1.69 / 5'7"	62 / 137	30 AUG 1995	Harbin	
10	HE Xin	F	L	1.68 / 5'6"	51 / 112	24 JUL 1996	Harbin	
11	ZHAO Qinan	D	L	1.70 / 5'7"	60 / 132	29 AUG 1997	Harbin	
12	LU Shuang	F	R	1.64 / 5'5"	55 / 121	4 JUL 1996	Qiqihar	
13	DU Jiayao	F	L	1.66 / 5'5"	72 / 159	16 JUL 1996	Harbin	
14	FU Kexin	F	R	1.64 / 5'5"	57 / 126	15 JUL 1997	Harbin	
15	KONG Minghui	F	R	1.66 / 5'5"	57 / 126	21 APR 1992	Harbin	
16	LYU Yue	F	R	1.69 / 5'7"	64 / 141	30 MAY 1995	Harbin	
17	LIU Siyang	D	R	1.67 / 5'6"	57 / 126	21 DEC 1995	Qiqihar	
18	WEN Lu	D	L	1.60 / 5'3"	58 / 128	21 APR 1994	Harbin	
19	WANG Yuqing	GK	L	1.69 / 5'7"	53 / 117	6 MAY 1994	Harbin	
20	YANG Jiaqi	GK	L	1.65 / 5'5"	64 / 141	17 AUG 1995	Qiqihar	
21	WANG Lu	D	L	1.65 / 5'5"	65 / 143	24 JUL 1996	Harbin	
22	JU Jingwen	F	L	1.60 / 5'3"	51 / 112	22 MAR 1995	Harbin	

Total: 18 players and 3 goalkeepers

Team Officials:

Function	Name	Citizenship	Date of Birth
Head Coach:	WANG Fuquan	CHN	20 JUL 1957
Assistant Coach:	LIU Jiaqi	CHN	27 MAR 1980
Assistant Coach:	ZHANG Zhinan	CHN	12 AUG 1963
Assistant Coach:	LIU Chunhua	CHN	6 MAY 1974
Team Leader:	XIAO Hong	CHN	3 AUG 1962
Team Doctor:	QI Xin	CHN	1 DEC 1977
Team Staff:	WU Yimeng	CHN	7 JUN 1989

Facts and Figures:

Average age:	19
Average height:	1.66 / 5'5"
Average weight:	60 / 132

NOTE

* Registration date of single players is only shown when different from Initial Registration date

LEGEND

D Defence	F Forward	GK Goalkeeper	L Shoots or catches Left
No Jersey number	Pos Position	R Shoots or catches Right	

Timing and Results provided by **TISSOT**



Team Roster

As of TUE 3 FEB 2015

Initial Registration 3 FEB 2015 *

ESP - Spain

No	Name	Pos	Shoots/ Catches	Height m / ft in	Weight kg / lbs	Date of Birth	Club	Registration *
1	ALVARADO Carlota	GK	L	1.65 / 5'5"	56 / 123	28 JUL 1991	FC Barcelona	
2	GARCIA-LORENZANA Isabel	D	R	1.63 / 5'4"	56 / 123	31 JUL 1994	SAD Majadahonda	
3	FABO Mireya	D	R	1.61 / 5'3"	52 / 115	12 OCT 1990	CH Jaca	
4	SAINZ Luna	D	L	1.61 / 5'3"	53 / 117	24 AUG 1994	SAD Majadahonda	
5	ORTIZ Gemma	D	L	1.64 / 5'5"	60 / 132	25 AUG 1992	Silken Tucans Asme	
6	GARCIA Patricia	F	L	1.60 / 5'3"	55 / 121	26 FEB 1992	SAD Majadahonda	
7	REBOLLEDO Laura	F	R	1.73 / 5'8"	63 / 139	21 JUN 1993	SAD Majadahonda	
8	ESTIRADO Patricia	F	L	1.60 / 5'3"	48 / 106	16 JAN 1993	SAD Majadahonda	
10	de la POMPA Claudia	F	R	1.60 / 5'3"	65 / 143	9 MAY 1991	SAD Majadahonda	
11	CASTILLEJO Ana	D	R	1.60 / 5'3"	50 / 110	7 JUL 1992	Silken Tucans Asme	
12	ALVAREZ Raquel	D	R	1.68 / 5'6"	63 / 139	12 NOV 1993	SAD Majadahonda	
13	RAVENTOS Jana	D	R	1.67 / 5'6"	55 / 121	13 AUG 1996	CE BCN Tsunamis	
14	ABRISQUETA Leticia	D	R	1.72 / 5'8"	76 / 168	8 DEC 1990	Sumendi Vitoria-Gasteiz	
15	SENAC Irene	F	L	1.60 / 5'3"	54 / 119	13 FEB 1994	Milenio Logrono	
16	ALMENDRO Ines	D	R	1.65 / 5'5"	66 / 146	22 APR 1996	SAD Majadahonda	
18	ABRISQUETA Vanesa	D	L	1.65 / 5'5"	75 / 165	8 DEC 1990	Sumendi Vitoria-Gasteiz	
20	TEDONE Oihane	GK	L	1.60 / 5'3"	57 / 126	22 FEB 1994	Kazkabarra	
21	RIVERA Carmen	D	R	1.61 / 5'3"	68 / 150	21 MAY 1995	Steel Acorns Valdemoro	
22	GRANDE Tamara	D	L	1.65 / 5'5"	62 / 137	22 DEC 1994	Silken Tucans Asme	
23	CALERO Alba	F	R	1.69 / 5'7"	76 / 168	18 JUL 1990	SAD Majadahonda	
24	ALVAREZ Elena	D	L	1.68 / 5'6"	70 / 154	6 DEC 1996	SAD Majadahonda	

Total: 19 players and 2 goalkeepers

Team Officials:

Function	Name	Citizenship	Date of Birth
Head Coach:	GORDOVIL BARTOLL Carlos	ESP	10 JAN 1961
Assistant Coach:	VAZQUEZ NUEDA Oscar	ESP	6 MAY 1990
Team Leader:	KORTABITARTE ETXEBERRIA Inigo	ESP	3 AUG 1959
Equipment Manager:	LIEBANA Raul	ESP	15 MAY 1977
Physiotherapist:	RUANO Susana	ESP	

Facts and Figures:

Average age:	21
Average height:	1.64 / 5'5"
Average weight:	61 / 134

NOTE

* Registration date of single players is only shown when different from Initial Registration date

LEGEND

D Defence	F Forward	GK Goalkeeper	L Shoots or catches Left
No Jersey number	Pos Position	R Shoots or catches Right	

Timing and Results provided by **TISSOT**



Team Roster

As of WED 4 FEB 2015

Initial Registration 3 FEB 2015*

JPN - Japan

No	Name	Pos	Shoots/ Catches	Height m / ft in	Weight kg / lbs	Date of Birth	Club	Registration*
1	FUJIMOTO Nana	GK	L	1.63 / 5'4"	54 / 119	3 MAR 1989	Vortex Sapporo	
2	KOIKE Shiori	D	L	1.59 / 5'3"	52 / 115	21 MAR 1993	Mitsuboshi Daito Peregrine	
3	FUJIMOTO Nachi	D	R	1.59 / 5'3"	59 / 130	7 MAY 1991	Vortex Sapporo	
4	TOKO Ayaka	D	R	1.61 / 5'3"	58 / 128	22 AUG 1994	SEIBU Princess Rabbits	
5	YOSHIDA Miyuka	D	R	1.63 / 5'4"	63 / 139	5 AUG 1993	Queen Bears	
6	SUZUKI Sena	D	L	1.67 / 5'6"	58 / 128	4 AUG 1991	SEIBU Princess Rabbits	
7	HORI Mika	D	R	1.63 / 5'4"	53 / 117	17 FEB 1992	Toyota Cygnus	
10	YONEYAMA Haruna	F	L	1.60 / 5'3"	55 / 121	7 NOV 1991	Mitsuboshi Daito Peregrine	
11	MORII Mai	F	R	1.55 / 5'1"	55 / 121	28 DEC 1993	SEIBU Princess Rabbits	
12	OSAWA Chiho	F	R	1.62 / 5'4"	64 / 141	10 FEB 1992	Mitsuboshi Daito Peregrine	
13	FUJIMOTO Moeko	F	L	1.55 / 5'1"	53 / 117	5 AUG 1992	Espoo Blues	
14	YUYAMA Seika	F	R	1.56 / 5'1"	54 / 119	7 MAR 1994	SEIBU Princess Rabbits	
15	TOUMA Miyou	F	L	1.55 / 5'1"	50 / 110	9 FEB 1993	Queen Bears	
16	NOTOYA Yui	F	L	1.58 / 5'2"	54 / 119	17 OCT 1993	SEIBU Princess Rabbits	
17	OTA Yukina	F	L	1.49 / 4'11"	45 / 99	13 FEB 1992	FTS Mikage Gretz	
18	MORITAKE Runa	F	L	1.59 / 5'3"	51 / 112	9 MAR 1993	Toyota Cygnus	
19	OHASHI Asami	F	L	1.51 / 4'11"	50 / 110	4 DEC 1991	SEIBU Princess Rabbits	
20	KOMURA Yuuri	GK	L	1.56 / 5'1"	52 / 115	30 JAN 1992	Toyota Cygnus	
21	IWASAKI Mayu	F	R	1.60 / 5'3"	62 / 137	2 JUL 1993	Vortex Sapporo	
22	SUGISAWA Nene	F	L	1.63 / 5'4"	53 / 117	17 AUG 1994	Mitsuboshi Daito Peregrine	
23	SAKAMOTO Rio	F	L	1.58 / 5'2"	58 / 128	2 SEP 1991	Toyota Cygnus	
25	YOSHIDA Amika	GK	L	1.64 / 5'5"	65 / 143	20 APR 1995	SEIBU Princess Rabbits	

Total: 19 players and 3 goalkeepers

Team Officials:

Function	Name	Citizenship	Date of Birth
Head Coach:	KASAHARA Yujiro	JPN	9 FEB 1984
Assistant Coach:	OHTANI Yoko	JPN	2 AUG 1980
Team Doctor:	ITO Hideyoshi	JPN	1 JUN 1989

Facts and Figures:

Average age:	22
Average height:	1.59 / 5'3"
Average weight:	55 / 121

NOTE

* Registration date of single players is only shown when different from Initial Registration date

LEGEND

D Defence	F Forward	GK Goalkeeper	L Shoots or catches Left
No Jersey number	Pos Position	R Shoots or catches Right	

Timing and Results provided by **TISSOT**



Team Roster

As of TUE 3 FEB 2015

Initial Registration 3 FEB 2015*

KAZ - Kazakhstan

No	Name	Pos	Shoots/ Catches	Height m / ft in	Weight kg / lbs	Date of Birth	Club	Registration*
1	RAUSHANOVA Aizhan	GK	L	1.64 / 5'5"	79 / 174	16 JAN 1988	Aisulu Almaty	
2	MOLDABAY Dariya	D	L	1.67 / 5'6"	65 / 143	23 JAN 1993	Aisulu Almaty	
3	TURSYNOVA Madina	F	L	1.67 / 5'6"	70 / 154	13 NOV 1996	Aisulu Almaty	
4	ASHIMOVA Pernesh	F	L	1.59 / 5'3"	57 / 126	29 JUL 1996	Aisulu Almaty	
6	KHAMIMULDINOVA Azhar	D	L	1.68 / 5'6"	60 / 132	18 NOV 1993	Tomiris	
7	KUZNETSOVA Sofia	D	L	1.64 / 5'5"	60 / 132	23 SEP 1996	Aisulu Almaty	
8	FUX Alena	F	L	1.59 / 5'3"	61 / 134	1 MAY 1987	Aisulu Almaty	
9	FILIMONOVA Nadezhda	F	L	1.54 / 5'1"	56 / 123	11 FEB 1997	Aisulu Almaty	
10	SHEGEBAYEVA Aray	F	L	1.57 / 5'2"	51 / 112	27 DEC 1991	Aisulu Almaty	
11	TUKHTIYEVA Zarina	F	L	1.69 / 5'7"	65 / 143	18 JUN 1987	Aisulu Almaty	
12	RYSPEK Meruyert	F	R	1.65 / 5'5"	57 / 126	5 FEB 1994	Aisulu Almaty	
13	LIKHAUS Tatyana	F	L	1.58 / 5'2"	56 / 123	13 JUL 1997	Aisulu Almaty	
14	KALIULLA Aiya	F	L	1.74 / 5'9"	58 / 128	14 JUN 1997	Aisulu Almaty	
15	NURGALIYEVA Galiya	D	L	1.69 / 5'7"	61 / 134	27 JAN 1992	Aisulu Almaty	
16	RAMAZANOVA Elvira	F	L	1.67 / 5'6"	69 / 152	25 JAN 1997	Tomiris	
17	URPEKBAYEVA Saltanat	F	L	1.65 / 5'5"	62 / 137	23 JAN 1994	Aisulu Almaty	
18	MYNGZHASSAROVA Lazzat	D	L	1.68 / 5'6"	64 / 141	11 AUG 1995	Aisulu Almaty	
19	FELZINK Karina	F	L	1.62 / 5'4"	60 / 132	16 JAN 1996	Aisulu Almaty	
20	MOZHAYEVA Tatyana	GK	L	1.65 / 5'5"	49 / 108	28 AUG 1996	Aisulu Almaty	
21	TULEUBAYEVA Assem	D	L	1.70 / 5'7"	70 / 154	18 DEC 1994	Aisulu Almaty	
22	OLZHABAYEVA Aida	F	L	1.60 / 5'3"	55 / 121	1 MAY 1997	Aisulu Almaty	
24	NURMUKHAMBETOVA Svetlana	D	L	1.70 / 5'7"	66 / 146	26 FEB 1997	Aisulu Almaty	
29	SHANSHINA Kristina	F	L	1.58 / 5'2"	54 / 119	29 SEP 1993	Tomiris	

Total: 21 players and 2 goalkeepers

Team Officials:

Function	Name	Citizenship	Date of Birth
Head Coach:	MALTSEV Alexander	KAZ	6 JAN 1959
Assistant Coach:	SKOBELKINA Natalya	KAZ	11 APR 1961
Team Leader:	SOLOVYEV Sergei	KAZ	16 AUG 1955
Equipment Manager:	GOLYATDINOV Fegim	KAZ	1 JAN 1950
Team Doctor:	NAZAROVA Marina	KAZ	10 MAY 1958
Team Staff:	PETRICHENKO Sergei	KAZ	27 JUN 1956
Team Staff:	SAZONOVA Viktoriya	KAZ	30 JUN 1983
Team Staff:	SKOBELKINA Yekaterina	KAZ	9 JUN 1986

Facts and Figures:

Average age:	20
Average height:	1.64 / 5'5"
Average weight:	61 / 134

NOTE

* Registration date of single players is only shown when different from Initial Registration date

LEGEND

D Defence	F Forward	GK Goalkeeper	L Shoots or catches Left
No Jersey number	Pos Position	R Shoots or catches Right	

Timing and Results provided by **TISSOT**



Team Roster

As of TUE 3 FEB 2015

Initial Registration 3 FEB 2015*

RUS - Russian Federation

No	Name	Pos	Shoots/ Catches	Height m / ft in	Weight kg / lbs	Date of Birth	Club	Registration*
1	MOROZOVA Nadezda	GK	L	1.70 / 5'7"	75 / 165	29 NOV 1996	Kometa	
2	GONCHARENKO Angelina	D	L	1.77 / 5'10"	69 / 152	23 MAY 1994	Tornado	
3	VORONTCOVA Natalia	D	L	1.68 / 5'6"	68 / 150	8 JUL 1995	Agidel	
7	DYUPINA Evgenia	F	R	1.70 / 5'7"	58 / 128	30 JUN 1994	Dinamo	
8	GAVRILOVA Iya	F	L	1.72 / 5'8"	66 / 146	3 SEP 1987	University of Calgary	
9	VAFINA Alexandra	F	L	1.65 / 5'5"	59 / 130	28 JUL 1990	University of Calgary	
10	BELYAKOVA Liudmila	F	L	1.70 / 5'7"	64 / 141	12 AUG 1994	Tornado	
12	PECHNIKOVA Mariia	D	L	1.78 / 5'10"	60 / 132	8 JUN 1992	Skif	
13	ANANINA Ekaterina	D	L	1.72 / 5'8"	65 / 143	13 JUN 1991	Agidel	
14	BULATOVA Diana	F	R	1.56 / 5'1"	52 / 115	7 APR 1995	Dinamo	
15	PAVLOVA Valeriia	F	L	1.78 / 5'10"	77 / 170	15 APR 1995	Birusa	
16	KIRILENKO Maria	F	L	1.69 / 5'7"	65 / 143	6 OCT 1990	Kometa	
17	LEBEDEVA Ekaterina	F	L	1.65 / 5'5"	68 / 150	14 SEP 1989	Agidel	
18	SOSINA Olga	F	R	1.62 / 5'4"	60 / 132	27 JUL 1992	Skif	
19	SHOKHINA Anna	F	L	1.70 / 5'7"	64 / 141	23 JUN 1997	Tornado	
20	LESKINA Yulia	GK	L	1.78 / 5'10"	74 / 163	9 FEB 1991	Spartak Merkury	
21	SHCHUKINA Ann	D	L	1.71 / 5'7"	79 / 174	5 NOV 1987	Tornado	
22	BATALOVA Mariia	D	L	1.73 / 5'8"	68 / 150	3 MAY 1996	Tornado	
25	SILINA Elena	F	L	1.63 / 5'4"	56 / 123	20 JUN 1987	Skif	
26	DERGACHEVA Elena	F	L	1.59 / 5'3"	57 / 126	8 NOV 1995	Tornado	
27	MITROFANOVA Elina	F	R	1.63 / 5'4"	56 / 123	28 JAN 1992	Agidel	
29	NIKOLAEVA Ekaterina	D	R	1.65 / 5'5"	67 / 148	5 OCT 1995	Tornado	

Total: 20 players and 2 goalkeepers

Team Officials:

Function	Name	Citizenship	Date of Birth
Head Coach:	ULYANKIN Alexander	RUS	6 JUL 1969
Assistant Coach:	CHISTYAKOV Alexey	RUS	7 APR 1968
Team Leader:	EMSHANOV Sergey	RUS	21 AUG 1972
Equipment Manager:	BYCHKOV Sergey	RUS	8 DEC 1974
Team Doctor:	FOMIN Leonid	RUS	13 AUG 1975
Team Staff:	FEDORIN Kirill	RUS	24 MAR 1987

Facts and Figures:

Average age:	22
Average height:	1.69 / 5'6"
Average weight:	65 / 143

NOTE

* Registration date of single players is only shown when different from Initial Registration date

LEGEND

D Defence	F Forward	GK Goalkeeper	L Shoots or catches Left
No Jersey number	Pos Position	R Shoots or catches Right	

Timing and Results provided by **TISSOT**



Team Roster

REVISED
5 FEB 16:06

As of THU 5 FEB 2015

Initial Registration 3 FEB 2015 *

USA - United States of America

No	Name	Pos	Shoots/ Catches	Height m / ft in	Weight kg / lbs	Date of Birth	Club	Registration *
1	BARLOW Maria	GK	R	1.62 / 5'4"	63 / 139	25 OCT 1992	Michigan State University	
2	HARRINGTON Paige	D	L	1.80 / 5'11"	65 / 143	25 JUL 1993	University of Massachusetts Amherst	
3	BORTOLUSSI Victoria	D	L	1.62 / 5'4"	61 / 134	7 APR 1994	University of Massachusetts Amherst	
4	ROBISON Corey	D	R	1.75 / 5'9"	72 / 159	3 MAY 1995	Grand Valley State University	
5	McGRATH Morgan	D	R	1.72 / 5'8"	65 / 143	15 FEB 1994	Miami University	
6	THOMAS Whitney	D	R	1.70 / 5'7"	54 / 119	15 NOV 1993	University of Colorado Boulder	
7	ANTOS Amanda	D	R	1.54 / 5'1"	63 / 139	2 AUG 1993	Adrian College	
8	LABOSSIERE Caleigh	D	L	1.67 / 5'6"	65 / 143	7 JUN 1993	University of Massachusetts Amherst	
9	SMIDDY Madison	D	L	1.70 / 5'7"	72 / 159	1 MAY 1992	Penn State University	
10	BOOTH Rachael	F	L	1.70 / 5'7"	56 / 123	4 APR 1995	Miami University	
11	KORZON Monica	F	R	1.67 / 5'6"	63 / 139	11 NOV 1991	University of Michigan	
12	CHALIFOUX Eleanor	F	R	1.60 / 5'3"	59 / 130	30 APR 1995	University of Michigan Ross School of Business	
14	ABROMSON Amanda	F	R	1.62 / 5'4"	59 / 130	16 JUN 1993	University of Massachusetts Amherst	
15	FORD Emily	F	L	1.65 / 5'5"	62 / 137	14 FEB 1994	University of Vermont	
16	WILLIAMS Hayley	F	R	1.65 / 5'5"	65 / 143	3 JUN 1990	Miami University	
17	MOONEY Kaley	F	R	1.60 / 5'3"	59 / 130	21 DEC 1993	Miami University	
18	O NEIL Molly	F	L	1.70 / 5'7"	63 / 139	29 APR 1994	Colorado State University	
19	MYERS Kendra	F	L	1.67 / 5'6"	54 / 119	18 NOV 1994	Grand Valley State University	
22	LEVESQUE Kristen	F	R	1.57 / 5'2"	65 / 143	31 MAR 1994	University of Rhode Island	
23	CATLOW Cassondra	F	R	1.65 / 5'5"	56 / 123	2 MAY 1993	University of Rhode Island	
25	AUGUSTINE Katelyn	F	R	1.62 / 5'4"	61 / 134	2 JUN 1994	Miami University	
30	NOSANOV Caitlin	GK	L	1.72 / 5'8"	74 / 163	3 MAY 1992	Davenport University	

Total: 20 players and 2 goalkeepers

Team Officials:

Function	Name	Citizenship	Date of Birth
Head Coach:	WRIGHT Kristen	USA	11 SEP 1986
Assistant Coach:	HICKS Scott	USA	24 APR 1984
Assistant Coach:	LOONEY Shelley	USA	21 JAN 1972
General Manager:	HOLMGREN Katherine	USA	7 JUN 1983
Team Leader:	BEVAN Ashley	USA	15 SEP 1972
Equipment Manager:	MALNORY Robert	USA	27 JUN 1957
Team Doctor:	CHOI Haemi	USA	26 NOV 1978
Team Video Coach:	BOGART Catherine	USA	22 APR 1992
Team Staff:	DUDEVOIR Mary	USA	16 OCT 1991

Facts and Figures:

Average age:	21
Average height:	1.66 / 5'5"
Average weight:	63 / 139




NOTE

* Registration date of single players is only shown when different from Initial Registration date

LEGEND

D Defence	F Forward	GK Goalkeeper	L Shoots or catches Left
No Jersey number	Pos Position	R Shoots or catches Right	

Correction of family name for #4 and #8 for team USA.

Timing and Results provided by  **TISSOT**



Game Officials Assignment

As of FRI 13 FEB 2015

G	Teams	Venue	Date	Time	On-ice Officials	Supervisors	Others
1	CAN - KAZ Colour: (white) (blue) Bench: (left) (right)	MUP	WED 4 FEB	20:30	Ref HARBITZ-RASMUSSENGS E (NOR) SBR MALA G (CZE) LM DINANT M (BEL) LM SAUER C (GER)	KARLSSON Lars RS LIVINGSTON S (USA)	GJ SANCHEZ Antonio GJ GARCIA Luis Manuel SK CREUS Rosa TK COSP Dolors
2	USA - CHN Colour: (white) (red) Bench: (left) (right)	MUP	THU 5 FEB	17:00	Ref FUCHSEL MR (DEN) SBR FINDUROVA Z (SVK) LM ANDERSSON L (SWE) LM PAGON N (SLO)	GS KARLSSON Lars RS LIVINGSTON S (USA)	GJ DEGAYON Nuria GJ CAPARRROS Roberto SK CREUS Rosa TK COSP Dolors
3	JPN - ESP Colour: (black) (yellow) Bench: (left) (right)	MUP	THU 5 FEB	20:30	Ref KETONEN K (FIN) SBR HARBITZ-RASMUSSENRS E (NOR) LM ANGERER B (AUT) LM STREITOVA T (CZE)	GS KARLSSON Lars LIVINGSTON S (USA)	GJ DINANT M (BEL) GJ STEWART B (USA) SK CREUS Rosa TK COSP Dolors
4	RUS - KAZ Colour: (red) (white) Bench: (left) (right)	MUP	FRI 6 FEB	20:30	Ref FINDUROVA Z (SVK) SBR FUCHSEL MR (DEN) LM MCGURRY D (CAN) LM STEWART B (USA)	GS KARLSSON Lars RS LIVINGSTON S (USA)	GJ DEGAYON Nuria GJ CAPARRROS Roberto SK CREUS Rosa TK COSP Dolors
5	USA - JPN Colour: (blue) (white) Bench: (left) (right)	MUP	SAT 7 FEB	17:00	Ref MALA G (CZE) SBR FUCHSEL MR (DEN) LM SAUER C (GER) LM STREITOVA T (CZE) SBL ANDERSSON L (SWE)	GS KARLSSON Lars RS LIVINGSTON S (USA)	GJ SANCHEZ Antonio GJ GARCIA Luis Manuel SK CREUS Rosa TK COSP Dolors
6	ESP - CHN Colour: (black) (white) Bench: (left) (right)	MUP	SAT 7 FEB	20:30	Ref HARBITZ-RASMUSSENGS E (NOR) SBR KETONEN K (FIN) LM DINANT M (BEL) LM MCGURRY D (CAN) SBL STEWART B (USA)	KARLSSON Lars RS LIVINGSTON S (USA)	GJ ANGERER B (AUT) GJ PAGON N (SLO) SK CREUS Rosa TK COSP Dolors
7	CAN - RUS Colour: (red) (white) Bench: (left) (right)	MUP	SUN 8 FEB	20:30	Ref KETONEN K (FIN) SBR HARBITZ-RASMUSSENRS E (NOR) LM ANDERSSON L (SWE) LM STEWART B (USA) SBL STREITOVA T (CZE)	GS KARLSSON Lars LIVINGSTON S (USA)	GJ SANCHEZ Antonio GJ GARCIA Luis Manuel SK CREUS Rosa TK COSP Dolors
8	CHN - JPN Colour: (red) (white) Bench: (left) (right)	MUP	MON 9 FEB	17:00	Ref FUCHSEL MR (DEN) SBR HARBITZ-RASMUSSENRS E (NOR) LM ANGERER B (AUT) LM PAGON N (SLO) SBL MCGURRY D (CAN)	GS KARLSSON Lars LIVINGSTON S (USA)	GJ DEGAYON Nuria GJ CAPARRROS Roberto SK CREUS Rosa TK COSP Dolors
9	ESP - USA Colour: (black) (white) Bench: (left) (right)	MUP	MON 9 FEB	20:30	Ref FINDUROVA Z (SVK) SBR KETONEN K (FIN) LM DINANT M (BEL) LM SAUER C (GER) SBL STEWART B (USA)	GS KARLSSON Lars RS LIVINGSTON S (USA)	GJ ANDERSSON L (SWE) GJ STREITOVA T (CZE) SK CREUS Rosa TK COSP Dolors



G	Teams	Venue	Date	Time	On-ice Officials	Supervisors	Others
10	KAZ - USA Colour: (blue) (white) Bench: (left) (right)	MUP	TUE 10 FEB	20:30	Ref MALA G (CZE) SBR FINDUROVA Z (SVK) LM McGURRY D (CAN) LM STREITOVA T (CZE) SBL ANGERER B (AUT)	GS KARLSSON Lars RS LIVINGSTON S (USA)	GJ DEGAYON Nuria GJ CAPARRROS Roberto SK CREUS Rosa TK COSP Dolors
11	JPN - CAN Colour: (black) (white) Bench: (left) (right)	MUP	WED 11 FEB	13:30	Ref FINDUROVA Z (SVK) SBR HARBITZ-RASMUSSENRS E (NOR) LM ANGERER B (AUT) LM STEWART B (USA) SBL DINANT M (BEL)	GS KARLSSON Lars RS LIVINGSTON S (USA)	GJ SANCHEZ Antonio GJ GARCIA Luis Manuel SK CREUS Rosa TK COSP Dolors
12	RUS - CHN Colour: (red) (white) Bench: (left) (right)	MUP	WED 11 FEB	17:00	Ref KETONEN K (FIN) SBR FUCHSEL MR (DEN) LM PAGON N (SLO) LM STREITOVA T (CZE) SBL SAUER C (GER)	GS KARLSSON Lars RS LIVINGSTON S (USA)	GJ SANCHEZ Antonio GJ GARCIA Luis Manuel SK CREUS Rosa TK COSP Dolors
13	ESP - KAZ Colour: (black) (white) Bench: (left) (right)	MUP	THU 12 FEB	13:30	Ref HARBITZ-RASMUSSENGS E (NOR) SBR MALA G (CZE) LM SAUER C (GER) LM STEWART B (USA) SBL STREITOVA T (CZE)	KARLSSON Lars RS LIVINGSTON S (USA)	GJ McGURRY D (CAN) GJ FINDUROVA Z (SVK) SK CREUS Rosa TK COSP Dolors
14	JPN - CHN Colour: (black) (white) Bench: (right) (left)	GSP	THU 12 FEB	17:00	Ref FUCHSEL MR (DEN) SBR HARBITZ-RASMUSSENRS E (NOR) LM ANDERSSON L (SWE) LM DINANT M (BEL) SBL STEWART B (USA)	GS KARLSSON Lars RS LIVINGSTON S (USA)	GJ GARCIA D (ESP) GJ LUDWIG F (ESP) SK MORENO J (ESP) TK TERREN J (ESP)
15	RUS - CAN Colour: (red) (white) Bench: (right) (left)	GSP	THU 12 FEB	20:30	Ref KETONEN K (FIN) SBR FINDUROVA Z (SVK) LM ANGERER B (AUT) LM PAGON N (SLO) SBL McGURRY D (CAN)	GS KARLSSON Lars RS LIVINGSTON S (USA)	GJ GARCIA D (ESP) GJ LUDWIG F (ESP) SK MORENO J (ESP) TK TERREN J (ESP)
16	USA - ESP Colour: (blue) (yellow) Bench: (left) (right)	MUP	FRI 13 FEB	13:30	Ref MALA G (CZE) SBR KETONEN K (FIN) LM ANDERSSON L (SWE) LM McGURRY D (CAN) SBL PAGON N (SLO)	GS KARLSSON Lars RS LIVINGSTON S (USA)	GJ SAUER C (GER) GJ ANGERER B (AUT) SK CREUS R TK COSP D

LEGEND

G	Game number	GJ	Goal judge	GS	Game supervisor	GSP	Granada Sport Palace
LM	Linesman	MUP	Mulhacen Pavilion	Ref	Referee	RS	Referee supervisor
SBL	Standby linesman	SBR	Standby referee	SK	Scorekeeper	TK	Timekeeper

Timing and Results provided by **TISSOT**



Tournament Progress

As of MON 9 FEB 2015

Game	Group	Date	Time	Teams	Results	1	2	3	OT	GWS	Venue
1	B	WED 4 FEB	20:30	CAN - KAZ	7 - 1	3 - 0	1 - 0	3 - 1			Mulhacen Pavilion
2	A	THU 5 FEB	17:00	USA - CHN	1 - 2	0 - 0	0 - 0	1 - 2			Mulhacen Pavilion
3	A	THU 5 FEB	20:30	JPN - ESP	11 - 0	4 - 0	2 - 0	5 - 0			Mulhacen Pavilion
4	B	FRI 6 FEB	20:30	RUS - KAZ	12 - 1	4 - 0	2 - 1	6 - 0			Mulhacen Pavilion
5	A	SAT 7 FEB	17:00	USA - JPN	1 - 4	0 - 1	0 - 0	1 - 3			Mulhacen Pavilion
6	A	SAT 7 FEB	20:30	ESP - CHN	0 - 12	0 - 3	0 - 6	0 - 3			Mulhacen Pavilion
7	B	SUN 8 FEB	20:30	CAN - RUS	1 - 3	0 - 1	0 - 1	1 - 1			Mulhacen Pavilion
8	A	MON 9 FEB	17:00	CHN - JPN	0 - 1	0 - 0	0 - 0	0 - 1			Mulhacen Pavilion
9	A	MON 9 FEB	20:30	ESP - USA	1 - 9	0 - 5	1 - 4	0 - 0			Mulhacen Pavilion

Group A

Rank (GR)	Team	GP	W	OTW	OTL	L	GDF	GF:GA	PTS
1	JPN	3	3	0	0	0	+15	16 : 1	9
2	CHN	3	2	0	0	1	+12	14 : 2	6
3	USA	3	1	0	0	2	+4	11 : 7	3
4	ESP	3	0	0	0	3	-31	1 : 32	0

Group B

Rank (GR)	Team	GP	W	OTW	OTL	L	GDF	GF:GA	PTS
1	RUS	2	2	0	0	0	+13	15 : 2	6
2	CAN	2	1	0	0	1	+4	8 : 4	3
3	KAZ	2	0	0	0	2	-17	2 : 19	0

NOTE

Rank within each group (GR) is based on points. For tie-break rules see 'Competition Format and Rules'.

LEGEND

1	1st period	2	2nd period	3	3rd period	GA	Goals against	GDF	Goal difference
GF	Goals for	GP	Games played	GR	Group rank	GWS	Game winning shot	L	Losses
OT	Overtime	OTL	Overtime loss	OTW	Overtime win	PTS	Points	W	Wins

Timing and Results provided by **TISSOT**



Tournament Progress

As of FRI 13 FEB 2015

Game	Round	Date	Time	Teams	Results	1	2	3	OT	GWS	Venue
11	SF	WED 11 FEB	13:30	JPN - CAN	2 - 5	0 - 0	2 - 3	0 - 2			Mulhacen Pavilion
12	SF	WED 11 FEB	17:00	RUS - CHN	10 - 0	4 - 0	4 - 0	2 - 0			Mulhacen Pavilion
14	BMG	THU 12 FEB	17:00	JPN - CHN	3 - 1	1 - 1	1 - 0	1 - 0			Granada Sport Palace
15	GMG	THU 12 FEB	20:30	RUS - CAN	3 - 0	0 - 0	1 - 0	2 - 0			Granada Sport Palace


Semifinals		Finals	
JPN	2	CAN	0
Game #11 FEB 11 13:30			
CAN	5	Game #15 FEB 12 20:30 Gold Medal Game	
RUS	10		
Game #12 FEB 11 17:00		RUS	3
CHN	0	Game #14 FEB 12 17:00 Bronze Medal Game	
JPN	3		
		CHN	1

Final Ranking

- Gold Russian Federation
- Silver Canada
- Bronze Japan
- 4 China P.R.
- 5 United States of America
- 6 Kazakhstan
- 7 Spain

LEGEND

1	1st period	2	2nd period	3	3rd period	BMG	Bronze Medal Game
Cx-y	Classification Game	GMG	Gold Medal Game	GWS	Game Winning Shot	OT	Overtime
QF	Quarterfinals	SF	Semifinals				

Timing and Results provided by 



Game Results by Team

As of FRI 13 FEB 2015

CAN - Canada

Game	Date	Time	Phase	Teams	Results	1	2	3	OT	GWS	Venue
1	WED 4	FEB 20:30	Gp B	CAN - KAZ	7 - 1	3 - 0	1 - 0	3 - 1			Mulhacen Pavilion
7	SUN 8	FEB 20:30	Gp B	CAN - RUS	1 - 3	0 - 1	0 - 1	1 - 1			Mulhacen Pavilion
11	WED 11	FEB 13:30	SF	JPN - CAN	2 - 5	0 - 0	2 - 3	0 - 2			Mulhacen Pavilion
15	THU 12	FEB 20:30	GMG	RUS - CAN	3 - 0	0 - 0	1 - 0	2 - 0			Granada Sport Palace

CHN - China P.R.

Game	Date	Time	Phase	Teams	Results	1	2	3	OT	GWS	Venue
2	THU 5	FEB 17:00	Gp A	USA - CHN	1 - 2	0 - 0	0 - 0	1 - 2			Mulhacen Pavilion
6	SAT 7	FEB 20:30	Gp A	ESP - CHN	0 - 12	0 - 3	0 - 6	0 - 3			Mulhacen Pavilion
8	MON 9	FEB 17:00	Gp A	CHN - JPN	0 - 1	0 - 0	0 - 0	0 - 1			Mulhacen Pavilion
12	WED 11	FEB 17:00	SF	RUS - CHN	10 - 0	4 - 0	4 - 0	2 - 0			Mulhacen Pavilion
14	THU 12	FEB 17:00	BMG	JPN - CHN	3 - 1	1 - 1	1 - 0	1 - 0			Granada Sport Palace

ESP - Spain

Game	Date	Time	Phase	Teams	Results	1	2	3	OT	GWS	Venue
3	THU 5	FEB 20:30	Gp A	JPN - ESP	11 - 0	4 - 0	2 - 0	5 - 0			Mulhacen Pavilion
6	SAT 7	FEB 20:30	Gp A	ESP - CHN	0 - 12	0 - 3	0 - 6	0 - 3			Mulhacen Pavilion
9	MON 9	FEB 20:30	Gp A	ESP - USA	1 - 9	0 - 5	1 - 4	0 - 0			Mulhacen Pavilion
13	THU 12	FEB 13:30	Gp D	ESP - KAZ	0 - 10	0 - 4	0 - 2	0 - 4			Mulhacen Pavilion
16	FRI 13	FEB 13:30	Gp D	USA - ESP	9 - 0	2 - 0	4 - 0	3 - 0			Mulhacen Pavilion

JPN - Japan

Game	Date	Time	Phase	Teams	Results	1	2	3	OT	GWS	Venue
3	THU 5	FEB 20:30	Gp A	JPN - ESP	11 - 0	4 - 0	2 - 0	5 - 0			Mulhacen Pavilion
5	SAT 7	FEB 17:00	Gp A	USA - JPN	1 - 4	0 - 1	0 - 0	1 - 3			Mulhacen Pavilion
8	MON 9	FEB 17:00	Gp A	CHN - JPN	0 - 1	0 - 0	0 - 0	0 - 1			Mulhacen Pavilion
11	WED 11	FEB 13:30	SF	JPN - CAN	2 - 5	0 - 0	2 - 3	0 - 2			Mulhacen Pavilion
14	THU 12	FEB 17:00	BMG	JPN - CHN	3 - 1	1 - 1	1 - 0	1 - 0			Granada Sport Palace

KAZ - Kazakhstan

Game	Date	Time	Phase	Teams	Results	1	2	3	OT	GWS	Venue
1	WED 4	FEB 20:30	Gp B	CAN - KAZ	7 - 1	3 - 0	1 - 0	3 - 1			Mulhacen Pavilion
4	FRI 6	FEB 20:30	Gp B	RUS - KAZ	12 - 1	4 - 0	2 - 1	6 - 0			Mulhacen Pavilion
10	TUE 10	FEB 20:30	Gp D	KAZ - USA	2 - 3	1 - 0	1 - 1	0 - 1	0 - 1		Mulhacen Pavilion
13	THU 12	FEB 13:30	Gp D	ESP - KAZ	0 - 10	0 - 4	0 - 2	0 - 4			Mulhacen Pavilion

RUS - Russian Federation

Game	Date	Time	Phase	Teams	Results	1	2	3	OT	GWS	Venue
4	FRI 6	FEB 20:30	Gp B	RUS - KAZ	12 - 1	4 - 0	2 - 1	6 - 0			Mulhacen Pavilion
7	SUN 8	FEB 20:30	Gp B	CAN - RUS	1 - 3	0 - 1	0 - 1	1 - 1			Mulhacen Pavilion
12	WED 11	FEB 17:00	SF	RUS - CHN	10 - 0	4 - 0	4 - 0	2 - 0			Mulhacen Pavilion
15	THU 12	FEB 20:30	GMG	RUS - CAN	3 - 0	0 - 0	1 - 0	2 - 0			Granada Sport Palace

USA - United States of America

Game	Date	Time	Phase	Teams	Results	1	2	3	OT	GWS	Venue
2	THU 5	FEB 17:00	Gp A	USA - CHN	1 - 2	0 - 0	0 - 0	1 - 2			Mulhacen Pavilion
5	SAT 7	FEB 17:00	Gp A	USA - JPN	1 - 4	0 - 1	0 - 0	1 - 3			Mulhacen Pavilion
9	MON 9	FEB 20:30	Gp A	ESP - USA	1 - 9	0 - 5	1 - 4	0 - 0			Mulhacen Pavilion
10	TUE 10	FEB 20:30	Gp D	KAZ - USA	2 - 3	1 - 0	1 - 1	0 - 1	0 - 1		Mulhacen Pavilion
16	FRI 13	FEB 13:30	Gp D	USA - ESP	9 - 0	2 - 0	4 - 0	3 - 0			Mulhacen Pavilion

LEGEND

BMG	Bronze Medal Game	GMG	Gold Medal Game	Gp	Group	GWS	Game Winning Shots
OT	Overtime	SF	Semifinals				

Timing and Results provided by **TISSOT**



Player Statistics by Team

As of THU 12 FEB 2015
Including Game #15

CAN - Canada

Playing Statistics

No	Name	Pos	GP	G	A	PTS	PIM	+/-	GWG	PPG	SHG	SOG	SG%
1	ROUSSEAU-SIROIS Elodie	GK	4	0	0	0	0		0	0	0	0	0.00
2	POLCI Bree	F	4	1	1	2	4	+2	1	0	0	8	12.50
6	FICKEL Jessica	F	4	1	0	1	2	+1	0	0	0	9	11.11
7	NORMORE Alexa	F	3	1	1	2	0	0	0	0	0	5	20.00
8	HOUSTON Tess	F	4	1	0	1	0	0	1	0	1	10	10.00
10	CASORSO Sarah	D	4	0	1	1	2	+1	0	0	0	11	0.00
11	GOSLING Katelyn	D	4	0	4	4	2	+1	0	0	0	5	0.00
12	LITCHFIELD-MEDD Maggie	F	4	0	2	2	6	+2	0	0	0	12	0.00
13	FLINTON Julia	D	4	1	0	1	0	+2	0	0	0	11	9.09
14	FOURACRES Brittney	D	4	1	0	1	2	+2	0	0	0	8	12.50
17	VISSER Keirstin	D	4	0	2	2	0	+1	0	0	0	9	0.00
19	BROOKER Laura	F	4	0	3	3	0	+3	0	0	0	10	0.00
20	LANCELEVE Breanna	F	4	2	1	3	2	-1	0	1	0	12	16.67
21	McHAFFIE Morgan	F	4	3	0	3	6	+3	0	0	0	10	30.00
22	BARKER Ariane	F	4	1	1	2	4	+2	0	0	0	9	11.11
23	MANTHA Elizabeth	D	4	0	0	0	0	+3	0	0	0	3	0.00
25	MACKNIGHT Jenny	F	4	0	1	1	2	+3	0	0	0	2	0.00
27	ODDY Daley	F	4	1	2	3	2	+1	0	1	0	15	6.67
29	KAMPJES Jessica	F	4	0	1	1	4	-2	0	0	0	16	0.00
30	KESTERIS Nicole	GK	4	0	0	0	0		0	0	0	0	0.00

Goalkeeping Statistics

No	Name	GPT	GKD	GPI	MIP	MIP%	GA	SVS	SOG	SVS%	GAA	SO	W	L
1	ROUSSEAU-SIROIS Elodie	4	4	3	147:25	62.02	6	59	65	90.77	2.44	0	0	2
30	KESTERIS Nicole	4	4	2	90:16	37.98	2	28	30	93.33	1.33	0	2	0

LEGEND

A Assists	D Defence	F Forward
G Goals	GA Goals against	GAA Goals against as average per 60 minutes
GK Goalkeeper	GKD Goalkeeper dressed	GP Number of games played
GPI Games played indeed	GPT Number of games played by team	GWG Game winning goals
L Number of games lost	MIP Minutes and seconds played	MIP% MIP as percentage
No Jersey number	PIM Penalties in minutes	Pos Position on team
PPG Power play goals	PTS Points	SG% Percentage of goals from total shots
SHG Shorthanded goals	SO Shutouts	SOG Shots on goal
SVS Saves	SVS% SVS as percentage of total SOG	W Number of games won
+/- Plus/minus net		

Timing and Results provided by **TISSOT**



Player Statistics by Team

As of THU 12 FEB 2015
Including Game #14

CHN - China P.R.

Playing Statistics

No	Name	Pos	GP	G	A	PTS	PIM	+/-	GWG	PPG	SHG	SOG	SG%
1	LIU Yuchan	GK	4	0	0	0	0		0	0	0	0	0.00
2	FANG Xin	F	5	3	4	7	4	+6	0	0	0	23	13.04
4	ZHANG Chi	F	5	0	1	1	4	-3	0	0	0	6	0.00
5	GUAN Yingying	F	5	0	0	0	2	0	0	0	0	0	0.00
6	LIU Zhixin	D	5	3	3	6	4	+5	1	0	1	22	13.64
7	ZHANG Mengying	F	5	2	3	5	8	+6	1	0	0	15	13.33
8	DENG Di	D	5	0	0	0	2	+4	0	0	0	4	0.00
9	XIAO Jinqiu	D	4	0	0	0	0	0	0	0	0	0	0.00
10	HE Xin	F	5	2	1	3	0	-5	0	1	0	20	10.00
11	ZHAO Qinan	D	5	0	2	2	6	-3	0	0	0	2	0.00
12	LU Shuang	F	5	2	1	3	8	-5	0	1	0	10	20.00
13	du Jiayao	F	5	0	1	1	0	+1	0	0	0	3	0.00
14	FU Kexin	F	5	0	0	0	0	0	0	0	0	0	0.00
15	KONG Minghui	F	5	3	3	6	6	+9	0	0	0	18	16.67
16	LYU Yue	F	5	0	0	0	0	-2	0	0	0	6	0.00
17	LIU Siyang	D	5	0	0	0	0	0	0	0	0	0	0.00
18	WEN Lu	D	5	0	0	0	10	-4	0	0	0	2	0.00
19	WANG Yuqing	GK	5	0	0	0	0		0	0	0	0	0.00
20	YANG Jiaqi	GK	1	0	0	0	0		0	0	0	0	0.00
21	WANG Lu	D	0	0	0	0	0	0	0	0	0	0	0.00
22	JU Jingwen	F	5	0	0	0	0	0	0	0	0	1	0.00

Goalkeeping Statistics

No	Name	GPT	GKD	GPI	MIP	MIP%	GA	SVS	SOG	SVS%	GAA	SO	W	L
1	LIU Yuchan	5	4	1	27:19	9.11	0	7	7	100.00	0.00	0	0	0
19	WANG Yuqing	5	5	5	231:01	77.07	10	126	136	92.65	2.60	0	2	3
20	YANG Jiaqi	5	1	1	41:25	13.82	5	32	37	86.49	7.24	0	0	0

LEGEND

A	Assists	D	Defence	F	Forward
G	Goals	GA	Goals against	GAA	Goals against as average per 60 minutes
GK	Goalkeeper	GKD	Goalkeeper dressed	GP	Number of games played
GPI	Games played indeed	GPT	Number of games played by team	GWG	Game winning goals
L	Number of games lost	MIP	Minutes and seconds played	MIP%	MIP as percentage
No	Jersey number	PIM	Penalties in minutes	Pos	Position on team
PPG	Power play goals	PTS	Points	SG%	Percentage of goals from total shots
SHG	Shorthanded goals	SO	Shutouts	SOG	Shots on goal
SVS	Saves	SVS%	SVS as percentage of total SOG	W	Number of games won
+/-	Plus/minus net				

Timing and Results provided by **TISSOT**



Player Statistics by Team

As of FRI 13 FEB 2015
Including Game #16

ESP - Spain

Playing Statistics

No	Name	Pos	GP	G	A	PTS	PIM	+/-	GWG	PPG	SHG	SOG	SG%
1	ALVARADO Carlota	GK	5	0	0	0	0		0	0	0	0	0.00
2	GARCIA-LORENZANA Isabel	D	5	0	0	0	0	-5	0	0	0	0	0.00
3	FABO Mireya	D	5	0	0	0	0	-4	0	0	0	0	0.00
4	SAINZ Luna	D	5	0	0	0	0	-15	0	0	0	0	0.00
5	ORTIZ Gemma	D	5	0	0	0	0	-14	0	0	0	2	0.00
6	GARCIA Patricia	F	5	0	0	0	0	-13	0	0	0	4	0.00
7	REBOLLEDO Laura	F	5	0	0	0	0	-15	0	0	0	2	0.00
8	ESTIRADO Patricia	F	5	0	0	0	0	-2	0	0	0	0	0.00
10	de la POMPA Claudia	F	5	0	0	0	6	-13	0	0	0	2	0.00
11	CASTILLEJO Ana	D	5	0	0	0	2	-18	0	0	0	6	0.00
12	ALVAREZ Raquel	D	5	0	0	0	2	-12	0	0	0	0	0.00
13	RAVENTOS Jana	D	5	0	0	0	0	-15	0	0	0	3	0.00
14	ABRISQUETA Leticia	D	5	0	1	1	16	-13	0	0	0	4	0.00
15	SENAC Irene	F	5	0	0	0	2	-7	0	0	0	8	0.00
16	ALMENDRO Ines	D	5	0	0	0	2	-13	0	0	0	1	0.00
18	ABRISQUETA Vanesa	D	5	1	0	1	4	-14	0	0	0	5	20.00
20	TEDONE Oihane	GK	5	0	0	0	0		0	0	0	0	0.00
21	RIVERA Carmen	D	1	0	0	0	0	0	0	0	0	0	0.00
22	GRANDE Tamara	D	5	0	0	0	2	-15	0	0	0	1	0.00
23	CALERO Alba	F	5	0	0	0	2	-14	0	0	0	6	0.00
24	ALVAREZ Elena	D	5	0	0	0	6	-16	0	0	0	2	0.00

Goalkeeping Statistics

No	Name	GPT	GKD	GPI	MIP	MIP%	GA	SVS	SOG	SVS%	GAA	SO	W	L
1	ALVARADO Carlota	5	5	5	246:37	82.21	40	212	252	84.13	9.73	0	0	4
20	TEDONE Oihane	5	5	3	53:23	17.79	11	40	51	78.43	12.36	0	0	1

LEGEND

A Assists	D Defence	F Forward
G Goals	GA Goals against	GAA Goals against as average per 60 minutes
GK Goalkeeper	GKD Goalkeeper dressed	GP Number of games played
GPI Games played indeed	GPT Number of games played by team	GWG Game winning goals
L Number of games lost	MIP Minutes and seconds played	MIP% MIP as percentage
No Jersey number	PIM Penalties in minutes	Pos Position on team
PPG Power play goals	PTS Points	SG% Percentage of goals from total shots
SHG Shorthanded goals	SO Shutouts	SOG Shots on goal
SVS Saves	SVS% SVS as percentage of total SOG	W Number of games won
+/- Plus/minus net		

Timing and Results provided by **TISSOT**



Player Statistics by Team

As of THU 12 FEB 2015
Including Game #14

JPN - Japan

Playing Statistics

No	Name	Pos	GP	G	A	PTS	PIM	+/-	GWG	PPG	SHG	SOG	SG%
1	FUJIMOTO Nana	GK	5	0	0	0	0		0	0	0	0	0.00
2	KOIKE Shiori	D	5	2	1	3	0	0	1	0	0	16	12.50
3	FUJIMOTO Nachi	D	5	0	1	1	2	+5	0	0	0	5	0.00
4	TOKO Ayaka	D	5	1	1	2	2	+1	1	1	0	21	4.76
5	YOSHIDA Miyuka	D	5	0	1	1	0	+5	0	0	0	2	0.00
6	SUZUKI Sena	D	5	2	1	3	2	+3	1	1	0	23	8.70
7	HORI Mika	D	5	2	0	2	0	0	0	2	0	10	20.00
10	YONEYAMA Haruna	F	5	1	9	10	8	+4	0	0	0	26	3.85
11	MORII Mai	F	5	1	3	4	2	0	1	1	0	16	6.25
12	OSAWA Chiho	F	5	2	2	4	2	+1	0	1	0	28	7.14
13	FUJIMOTO Moeko	F	5	2	1	3	0	0	0	2	0	20	10.00
14	YUYAMA Seika	F	2	0	0	0	0	0	0	0	0	1	0.00
15	TOUMA Miyou	F	5	0	0	0	0	+1	0	0	0	1	0.00
16	NOTOYA Yui	F	5	1	0	1	2	+1	0	0	0	5	20.00
17	OTA Yukina	F	5	1	0	1	4	+3	0	0	0	9	11.11
18	MORITAKE Runa	F	5	3	1	4	2	+3	0	1	0	14	21.43
19	OHASHI Asami	F	5	0	2	2	6	+3	0	0	0	11	0.00
20	KOMURA Yuuri	GK	4	0	0	0	0		0	0	0	0	0.00
21	IWASAKI Mayu	F	5	2	0	2	29	+1	0	0	0	3	66.67
22	SUGISAWA Nene	F	5	0	1	1	0	+2	0	0	0	12	0.00
23	SAKAMOTO Rio	F	5	1	4	5	4	+2	0	0	0	13	7.69
25	YOSHIDA Amika	GK	1	0	0	0	0		0	0	0	0	0.00

Goalkeeping Statistics

No	Name	GPT	GKD	GPI	MIP	MIP%	GA	SVS	SOG	SVS%	GAA	SO	W	L
1	FUJIMOTO Nana	5	5	5	260:00	86.67	7	76	83	91.57	1.62	1	4	1
20	KOMURA Yuuri	5	4	0	00:00	0.00	0	0	0	0.00	0.00	0	0	0
25	YOSHIDA Amika	5	1	1	40:00	13.33	0	4	4	100.00	0.00	0	0	0

LEGEND

A Assists	D Defence	F Forward
G Goals	GA Goals against	GAA Goals against as average per 60 minutes
GK Goalkeeper	GKD Goalkeeper dressed	GP Number of games played
GPI Games played indeed	GPT Number of games played by team	GWG Game winning goals
L Number of games lost	MIP Minutes and seconds played	MIP% MIP as percentage
No Jersey number	PIM Penalties in minutes	Pos Position on team
PPG Power play goals	PTS Points	SG% Percentage of goals from total shots
SHG Shorthanded goals	SO Shutouts	SOG Shots on goal
SVS Saves	SVS% SVS as percentage of total SOG	W Number of games won
+/- Plus/minus net		

Timing and Results provided by **TISSOT**



Player Statistics by Team

As of THU 12 FEB 2015
Including Game #13

KAZ - Kazakhstan

Playing Statistics

No	Name	Pos	GP	G	A	PTS	PIM	+/-	GWG	PPG	SHG	SOG	SG%
1	RAUSHANOVA Aizhan	GK	4	0	0	0	0		0	0	0	0	0.00
2	MOLDABAY Dariya	D	4	0	0	0	4	+2	0	0	0	7	0.00
3	TURSYNOVA Madina	F	4	1	1	2	4	+1	0	0	0	8	12.50
4	ASHIMOVA Pernesh	F	4	1	0	1	6	-2	0	0	0	3	33.33
6	KHAMIMULDINOVA Azhar	D	4	0	0	0	10	+3	0	0	0	8	0.00
7	KUZNETSOVA Sofia	D	4	0	0	0	0	-1	0	0	0	0	0.00
8	FUX Alena	F	4	3	2	5	2	0	0	0	0	16	18.75
9	FILIMONOVA Nadezhda	F	4	0	1	1	0	-1	0	0	0	0	0.00
10	SHEGEBAYEVA Aray	F	3	0	0	0	0	-5	0	0	0	0	0.00
11	TUKHTIYEVA Zarina	F	4	5	4	9	4	+3	0	0	1	26	19.23
12	RYSPEK Meruyert	F	4	3	0	3	6	-3	0	0	0	11	27.27
13	LIKHAUS Tatyana	F	4	0	0	0	0	-1	0	0	0	3	0.00
14	KALIULLA Aiya	F	4	0	0	0	2	+4	0	0	0	2	0.00
15	NURGALIYEVA Galiya	D	4	0	0	0	4	-5	0	0	0	3	0.00
16	RAMAZANOVA Elvira	F	4	1	1	2	0	+3	1	0	0	6	16.67
17	URPEKBAYEVA Saltanat	F	4	0	0	0	0	-1	0	0	0	0	0.00
18	MYNGZHASSAROVA Lazzat	D	4	0	0	0	0	+1	0	0	0	1	0.00
19	FELZINK Karina	F	4	0	0	0	2	-4	0	0	0	3	0.00
20	MOZHAYEVA Tatyana	GK	4	0	0	0	0		0	0	0	0	0.00
21	TULEUBAYEVA Assem	D	4	0	0	0	0	-6	0	0	0	0	0.00
22	OLZHABAYEVA Aida	F	4	0	1	1	2	0	0	0	0	0	0.00
24	NURMUKHAMBETOVA Svetlana	D	4	0	0	0	0	0	0	0	0	0	0.00
29	SHANSHINA Kristina	F	0	0	0	0	0	0	0	0	0	0	0.00

Goalkeeping Statistics

No	Name	GPT	GKD	GPI	MIP	MIP%	GA	SVS	SOG	SVS%	GAA	SO	W	L
1	RAUSHANOVA Aizhan	4	4	3	182:46	75.28	22	151	173	87.28	7.22	0	0	3
20	MOZHAYEVA Tatyana	4	4	1	60:00	24.72	0	7	7	100.00	0.00	1	1	0

LEGEND

A Assists	D Defence	F Forward
G Goals	GA Goals against	GAA Goals against as average per 60 minutes
GK Goalkeeper	GKD Goalkeeper dressed	GP Number of games played
GPI Games played indeed	GPT Number of games played by team	GWG Game winning goals
L Number of games lost	MIP Minutes and seconds played	MIP% MIP as percentage
No Jersey number	PIM Penalties in minutes	Pos Position on team
PPG Power play goals	PTS Points	SG% Percentage of goals from total shots
SHG Shorthanded goals	SO Shutouts	SOG Shots on goal
SVS Saves	SVS% SVS as percentage of total SOG	W Number of games won
+/- Plus/minus net		

Timing and Results provided by **TISSOT**



Player Statistics by Team

As of THU 12 FEB 2015

Including Game #15

RUS - Russian Federation

Playing Statistics

No	Name	Pos	GP	G	A	PTS	PIM	+/-	GWG	PPG	SHG	SOG	SG%
1	MOROZOVA Nadezda	GK	4	0	0	0	0		0	0	0	0	0.00
2	GONCHARENKO Angelina	D	4	3	0	3	6	+7	1	2	0	10	30.00
3	VORONTCOVA Natalia	D	4	0	1	1	0	+1	0	0	0	0	0.00
7	DYUPINA Evgenia	F	4	0	0	0	0	0	0	0	0	0	0.00
8	GAVRILOVA Iya	F	4	5	6	11	6	+6	0	2	0	26	19.23
9	VAFINA Alexandra	F	4	2	2	4	4	+3	0	0	0	6	33.33
10	BELYAKOVA Liudmila	F	4	3	3	6	6	+7	0	1	0	18	16.67
12	PECHNIKOVA Mariia	D	4	0	0	0	4	+3	0	0	0	7	0.00
13	ANANINA Ekaterina	D	4	0	0	0	2	+3	0	0	0	3	0.00
14	BULATOVA Diana	F	4	1	1	2	4	+2	0	0	0	3	33.33
15	PAVLOVA Valeriia	F	4	1	2	3	2	+3	0	0	0	18	5.56
16	KIRILENKO Maria	F	4	0	1	1	0	+1	0	0	0	6	0.00
17	LEBEDEVA Ekaterina	F	4	1	2	3	4	+5	1	0	0	6	16.67
18	SOSINA Olga	F	4	3	10	13	4	+10	0	2	0	18	16.67
19	SHOKHINA Anna	F	4	7	5	12	0	+10	2	1	1	32	21.88
20	LESKINA Yulia	GK	4	0	0	0	0		0	0	0	0	0.00
21	SHCHUKINA Ann	D	4	0	0	0	8	+7	0	0	0	10	0.00
22	BATALOVA Mariia	D	4	0	3	3	8	+11	0	0	0	11	0.00
25	SILINA Elena	F	4	0	0	0	2	0	0	0	0	1	0.00
26	DERGACHEVA Elena	F	4	2	7	9	2	+8	0	0	0	13	15.38
27	MITROFANOVA Elina	F	4	0	0	0	2	0	0	0	0	3	0.00
29	NIKOLAEVA Ekaterina	D	4	0	0	0	0	+6	0	0	0	4	0.00

Goalkeeping Statistics

No	Name	GPT	GKD	GPI	MIP	MIP%	GA	SVS	SOG	SVS%	GAA	SO	W	L
1	MOROZOVA Nadezda	4	4	2	49:05	20.45	0	10	10	100.00	0.00	0	0	0
20	LESKINA Yulia	4	4	4	190:55	79.55	2	83	85	97.65	0.63	1	4	0

LEGEND

A Assists	D Defence	F Forward
G Goals	GA Goals against	GAA Goals against as average per 60 minutes
GK Goalkeeper	GKD Goalkeeper dressed	GP Number of games played
GPI Games played indeed	GPT Number of games played by team	GWG Game winning goals
L Number of games lost	MIP Minutes and seconds played	MIP% MIP as percentage
No Jersey number	PIM Penalties in minutes	Pos Position on team
PPG Power play goals	PTS Points	SG% Percentage of goals from total shots
SHG Shorthanded goals	SO Shutouts	SOG Shots on goal
SVS Saves	SVS% SVS as percentage of total SOG	W Number of games won
+/- Plus/minus net		

Timing and Results provided by **TISSOT**



Player Statistics by Team

As of FRI 13 FEB 2015
Including Game #16

USA - United States of America

Playing Statistics

No	Name	Pos	GP	G	A	PTS	PIM	+/-	GWG	PPG	SHG	SOG	SG%
1	BARLOW Maria	GK	5	0	0	0	0		0	0	0	0	0.00
2	HARRINGTON Paige	D	5	0	3	3	4	+2	0	0	0	7	0.00
3	BORTOLUSSI Victoria	D	5	0	0	0	0	0	0	0	0	4	0.00
4	ROBISON Corey	D	5	0	0	0	0	+3	0	0	0	1	0.00
5	McGRATH Morgan	D	5	0	0	0	2	-1	0	0	0	3	0.00
6	THOMAS Whitney	D	5	0	2	2	0	+5	0	0	0	4	0.00
7	ANTOS Amanda	D	5	0	0	0	4	+4	0	0	0	2	0.00
8	LABOSSIERE Caleigh	D	5	3	1	4	4	+4	1	1	0	9	33.33
9	SMIDDY Madison	D	4	1	2	3	0	+5	0	0	0	10	10.00
10	BOOTH Rachael	F	5	0	0	0	2	+1	0	0	0	13	0.00
11	KORZON Monica	F	5	0	3	3	0	+6	0	0	0	8	0.00
12	CHALIFOUX Eleanor	F	5	1	0	1	2	+2	0	0	0	8	12.50
14	ABROMSON Amanda	F	5	1	4	5	0	+2	0	0	0	9	11.11
15	FORD Emily	F	5	3	3	6	2	+5	1	1	0	27	11.11
16	WILLIAMS Hayley	F	5	2	4	6	4	+3	0	0	0	20	10.00
17	MOONEY Kaley	F	5	4	2	6	8	+6	0	1	1	13	30.77
18	O NEIL Molly	F	4	3	1	4	6	+1	0	2	0	10	30.00
19	MYERS Kendra	F	5	1	1	2	4	+4	0	0	0	8	12.50
22	LEVESQUE Kristen	F	5	2	1	3	0	+5	1	0	0	9	22.22
23	CATLOW Cassandra	F	5	0	0	0	2	+2	0	0	0	7	0.00
25	AUGUSTINE Katelyn	F	5	2	3	5	0	+4	0	0	0	12	16.67
30	NOSANOV Caitlin	GK	5	0	0	0	0		0	0	0	0	0.00

Goalkeeping Statistics

No	Name	GPT	GKD	GPI	MIP	MIP%	GA	SVS	SOG	SVS%	GAA	SO	W	L
1	BARLOW Maria	5	5	3	150:07	49.59	3	34	37	91.89	1.20	0	1	1
30	NOSANOV Caitlin	5	5	3	152:35	50.41	6	71	77	92.21	2.36	0	2	1

LEGEND

A Assists	D Defence	F Forward
G Goals	GA Goals against	GAA Goals against as average per 60 minutes
GK Goalkeeper	GKD Goalkeeper dressed	GP Number of games played
GPI Games played indeed	GPT Number of games played by team	GWG Game winning goals
L Number of games lost	MIP Minutes and seconds played	MIP% MIP as percentage
No Jersey number	PIM Penalties in minutes	Pos Position on team
PPG Power play goals	PTS Points	SG% Percentage of goals from total shots
SHG Shorthanded goals	SO Shutouts	SOG Shots on goal
SVS Saves	SVS% SVS as percentage of total SOG	W Number of games won
+/- Plus/minus net		

Timing and Results provided by **TISSOT**



Team Statistics

As of FRI 13 FEB 2015
Including Game #16

Scoring Efficiency

(Ranked by highest SG% / highest GP)

R Team	GP	GF	SSG	SOG	SG%
1 KAZ	4	14	83	97	14.43
2 RUS	4	28	167	195	14.36
3 USA	5	23	161	184	12.50
4 CHN	5	15	117	132	11.36
5 JPN	5	21	215	236	8.90
6 CAN	4	13	152	165	7.88
7 ESP	5	1	45	46	2.17

Power Play

(Ranked by highest PP% / highest GP)

R Team	GP	ADV	PPGF	PP%	TPP	M:S
1 RUS	4	20	8	40.00	30:31	03:48
2 JPN	5	28	9	32.14	44:52	04:59
3 USA	5	27	5	18.52	45:20	09:04
4 CHN	5	20	2	10.00	37:22	18:41
5 CAN	4	23	2	8.70	42:21	21:10
6 ESP	5	18	0	0.00	33:10	00:00
7 KAZ	4	14	0	0.00	26:14	00:00

Penalty Killing

(Ranked by highest PK% / highest GP)

R Team	GP	DVG	PPGA	PK%	TSH	M:S
1 RUS	4	25	1	96.00	50:03	50:03
2 JPN	5	19	2	89.47	34:51	17:25
3 CHN	5	26	4	84.62	47:05	11:46
4 USA	5	20	4	80.00	33:00	08:15
5 CAN	4	15	3	80.00	25:13	08:24
6 KAZ	4	23	6	73.91	37:17	06:12
7 ESP	5	22	6	72.73	32:21	05:23

Goalkeeping

(Ranked by highest SVS%)

R Team	GP	GA	SVS	SOG	SVS%	GAA	SHGA	PPGA	SO	ENG
1 RUS	4	2	93	95	97.89	0.50	0	1	2	0
2 USA	5	9	105	114	92.11	1.78	1	4	1	0
3 JPN	5	7	80	87	91.95	1.40	1	2	2	0
4 CHN	5	15	165	180	91.67	3.00	1	4	1	0
5 CAN	4	9	87	95	91.58	2.27	0	3	0	1
6 KAZ	4	22	158	180	87.78	5.44	0	6	1	0
7 ESP	5	51	252	303	83.17	10.20	2	6	0	0

Penalties

(Ranked by highest PIM)

R Team	GP	2	5	10	GM	MP	PIM	PAVG
1 JPN	5	20	0	0	0	1	65	13:00
2 RUS	4	32	0	0	0	0	64	16:00
3 CHN	5	28	0	0	0	0	56	11:12
4 KAZ	4	24	0	0	0	0	48	12:00
5 USA	5	23	0	0	0	0	46	9:12
6 ESP	5	22	0	0	0	0	44	8:48
7 CAN	4	20	0	0	0	0	40	10:00

Shorthanded Goals

(Ranked by highest NET / lowest GP)

R Team	GP	SHGF	SHGA	NET
1 CAN	4	1	0	+1
1 KAZ	4	1	0	+1
1 RUS	4	1	0	+1
4 CHN	5	1	1	0
4 USA	5	1	1	0
6 JPN	5	0	1	-1
7 ESP	5	0	2	-2

Attendance

(Ranked by highest average attendance)

R Team	GP	Spect	AVG
1 RUS	4	2933	733
2 CAN	4	2798	699
3 CHN	5	1380	276
4 JPN	5	1280	256
5 ESP	5	1210	242
6 USA	5	1170	234
7 KAZ	4	545	136
Total	16	5658	353

LEGEND

2 Two (2) minute penalties	5 Five (5) minute penalties	10 Ten (10) minute penalties
ADV Advantage (times on power play)	AVG Average	DVG Disadvantage (number of times shorthanded)
ENG Empty net goals	GA Goals against	GAA Goals against as average per 60 minutes
GF Goals for	GM Game misconducts	GP Number of games played
MP Match penalties	M:S Average time in min. and sec.	NET SHGF - SHGA
PAVG PIM in average	PIM Penalties in minutes	PK% Penalty killing percentage
PPGA Power play goals against	PPGF Power play goals for	PP% Power play eff. as percentage
R Ranking	SG% Percentage of goals from total shots	SHGA Shorthanded goals against
SHGF Shorthanded goals for	SO Shutouts	SOG Shots on goal
Spect Spectators	SSG Shots saved by goalkeeper	SVS Saves
SVS% SVS as percentage of total SOG	TPP Time of power play	TSH Time shorthanded in min. and sec.

Timing and Results provided by **TISSOT**



Goalkeepers

As of FRI 13 FEB 2015
Including Game #16

(Ranked by highest SVS% / lowest GAA / highest GPI)

Rank	Name	No	Team	GKD	GPI	MIP	MIP%	SOG	GA	SVS	SVS%	GAA	PPGA	SHGA	SO
1	LESKINA Yulia	20	RUS	4	4	190:55	79.55	85	2	83	97.65	0.63	1	0	1
2	WANG Yuqing	19	CHN	5	5	231:01	77.07	136	10	126	92.65	2.60	2	1	0
3	NOSANOV Caitlin	30	USA	5	3	152:35	50.41	77	6	71	92.21	2.36	4	1	0
4	BARLOW Maria	1	USA	5	3	150:07	49.59	37	3	34	91.89	1.20	0	0	0
5	FUJIMOTO Nana	1	JPN	5	5	260:00	86.67	83	7	76	91.57	1.62	2	1	1
6	ROUSSEAU-SIROIS Elodie	1	CAN	4	3	147:25	62.02	65	6	59	90.77	2.44	2	0	0
7	RAUSHANOVA Aizhan	1	KAZ	4	3	182:46	75.28	173	22	151	87.28	7.22	6	0	0
8	ALVARADO Carlota	1	ESP	5	5	246:37	82.21	252	40	212	84.13	9.73	2	1	0

(Goalkeepers with less than 40% of their team's total minutes (MIP% less 40))

Name	No	Team	GKD	GPI	MIP	MIP%	SOG	GA	SVS	SVS%	GAA	PPGA	SHGA	SO
LIU Yuchan	1	CHN	4	1	27:19	9.11	7	0	7	100.00	0.00	0	0	0
MOROZOVA Nadezda	1	RUS	4	2	49:05	20.45	10	0	10	100.00	0.00	0	0	0
MOZHAYEVA Tatyana	20	KAZ	4	1	60:00	24.72	7	0	7	100.00	0.00	0	0	1
YOSHIDA Amika	25	JPN	1	1	40:00	13.33	4	0	4	100.00	0.00	0	0	0
KESTERIS Nicole	30	CAN	4	2	90:16	37.98	30	2	28	93.33	1.33	1	0	0
YANG Jiaqi	20	CHN	1	1	41:25	13.82	37	5	32	86.49	7.24	2	0	0
TEDONE Oihane	20	ESP	5	3	53:23	17.79	51	11	40	78.43	12.36	4	1	0

LEGEND

GA	Goals against	GAA	Goals against as average per 60 minutes	GKD	Goalkeeper dressed
GPI	Games played indeed	MIP	Minutes and seconds played	MIP%	MIP as percentage
No	Jersey number	PPGA	Power play goals against	SHGA	Shorthanded goals against
SO	Shutouts (no GA in a game)	SOG	Shots on goal (G+SSG)	SVS	Saves
SVS%	SVS as percentage of total SOG				

Timing and Results provided by **TISSOT**



Scoring Leaders

As of FRI 13 FEB 2015
Including Game #16

(Ranked by highest PTS/ highest G/ lowest GP)

Rank	Name	No	Team	Pos	GP	G	A	PTS	PIM	+/-
1	SOSINA Olga	18	RUS	F	4	3	10	13	4	+10
2	SHOKHINA Anna	19	RUS	F	4	7	5	12	0	+10
3	GAVRILOVA Iya	8	RUS	F	4	5	6	11	6	+6
4	YONEYAMA Haruna	10	JPN	F	5	1	9	10	8	+4
5	TUKHTIYEVA Zarina	11	KAZ	F	4	5	4	9	4	+3
6	DERGACHEVA Elena	26	RUS	F	4	2	7	9	2	+8
7	FANG Xin	2	CHN	F	5	3	4	7	4	+6
8	MOONEY Kaley	17	USA	F	5	4	2	6	8	+6
9	BELYAKOVA Liudmila	10	RUS	F	4	3	3	6	6	+7
10	FORD Emily	15	USA	F	5	3	3	6	2	+5
10	KONG Minghui	15	CHN	F	5	3	3	6	6	+9
10	LIU Zhixin	6	CHN	D	5	3	3	6	4	+5
13	WILLIAMS Hayley	16	USA	F	5	2	4	6	4	+3
14	FUX Alena	8	KAZ	F	4	3	2	5	2	0
15	AUGUSTINE Katelyn	25	USA	F	5	2	3	5	0	+4
15	ZHANG Mengying	7	CHN	F	5	2	3	5	8	+6
17	ABROMSON Amanda	14	USA	F	5	1	4	5	0	+2
17	SAKAMOTO Rio	23	JPN	F	5	1	4	5	4	+2
19	O NEIL Molly	18	USA	F	4	3	1	4	6	+1
20	LABOSSIERE Caleigh	8	USA	D	5	3	1	4	4	+4
20	MORITAKE Runa	18	JPN	F	5	3	1	4	2	+3
22	VAFINA Alexandra	9	RUS	F	4	2	2	4	4	+3
23	OSAWA Chiho	12	JPN	F	5	2	2	4	2	+1
24	MORII Mai	11	JPN	F	5	1	3	4	2	0
25	GOSLING Katelyn	11	CAN	D	4	0	4	4	2	+1
26	GONCHARENKO Angelina	2	RUS	D	4	3	0	3	6	+7
26	McHAFFIE Morgan	21	CAN	F	4	3	0	3	6	+3
26	RYSPEK Meruyert	12	KAZ	F	4	3	0	3	6	-3
29	LANCELEVE Breanna	20	CAN	F	4	2	1	3	2	-1
30	FUJIMOTO Moeko	13	JPN	F	5	2	1	3	0	0
30	HE Xin	10	CHN	F	5	2	1	3	0	-5
30	KOIKE Shiori	2	JPN	D	5	2	1	3	0	0
30	LEVESQUE Kristen	22	USA	F	5	2	1	3	0	+5
30	LU Shuang	12	CHN	F	5	2	1	3	8	-5
30	SUZUKI Sena	6	JPN	D	5	2	1	3	2	+3

LEGEND

A	Assists	D	Defence	F	Forward
G	Goals	GP	Number of games played	No	Jersey number
PIM	Penalties in minutes	Pos	Position	PTS	Points
+/-	Plus/minus net				

Timing and Results provided by **TISSOT**



Goal Scoring Leaders

As of FRI 13 FEB 2015
Including Game #16

(Ranked by highest G/ lowest GP)

Rank	Name	No	Team	Pos	GP	G	S	SG%	PPG	SHG	+/-
1	SHOKHINA Anna	19	RUS	F	4	7	32	21.88	1	1	+10
2	GAVRILOVA Iya	8	RUS	F	4	5	26	19.23	2	0	+6
2	TUKHTIYEVA Zarina	11	KAZ	F	4	5	26	19.23	0	1	+3
4	MOONEY Kaley	17	USA	F	5	4	13	30.77	1	1	+6
5	BELYAKOVA Liudmila	10	RUS	F	4	3	18	16.67	1	0	+7
5	FUX Alena	8	KAZ	F	4	3	16	18.75	0	0	0
5	GONCHARENKO Angelina	2	RUS	D	4	3	10	30.00	2	0	+7
5	McHAFFIE Morgan	21	CAN	F	4	3	10	30.00	0	0	+3
5	O NEIL Molly	18	USA	F	4	3	10	30.00	2	0	+1
5	RYSPEK Meruyert	12	KAZ	F	4	3	11	27.27	0	0	-3
5	SOSINA Olga	18	RUS	F	4	3	18	16.67	2	0	+10
12	FANG Xin	2	CHN	F	5	3	23	13.04	0	0	+6
12	FORD Emily	15	USA	F	5	3	27	11.11	1	0	+5
12	KONG Minghui	15	CHN	F	5	3	18	16.67	0	0	+9
12	LABOSSIERE Caleigh	8	USA	D	5	3	9	33.33	1	0	+4
12	LIU Zhixin	6	CHN	D	5	3	22	13.64	0	1	+5
12	MORITAKE Runa	18	JPN	F	5	3	14	21.43	1	0	+3
18	DERGACHEVA Elena	26	RUS	F	4	2	13	15.38	0	0	+8
18	LANCELEVE Breanna	20	CAN	F	4	2	12	16.67	1	0	-1
18	VAFINA Alexandra	9	RUS	F	4	2	6	33.33	0	0	+3
21	AUGUSTINE Katelyn	25	USA	F	5	2	12	16.67	0	0	+4
21	FUJIMOTO Moeko	13	JPN	F	5	2	20	10.00	2	0	0
21	HE Xin	10	CHN	F	5	2	20	10.00	1	0	-5
21	HORI Mika	7	JPN	D	5	2	10	20.00	2	0	0
21	IWASAKI Mayu	21	JPN	F	5	2	3	66.67	0	0	+1
21	KOIKE Shiori	2	JPN	D	5	2	16	12.50	0	0	0
21	LEVESQUE Kristen	22	USA	F	5	2	9	22.22	0	0	+5
21	LU Shuang	12	CHN	F	5	2	10	20.00	1	0	-5
21	OSAWA Chiho	12	JPN	F	5	2	28	7.14	1	0	+1
21	SUZUKI Sena	6	JPN	D	5	2	23	8.70	1	0	+3
21	WILLIAMS Hayley	16	USA	F	5	2	20	10.00	0	0	+3
21	ZHANG Mengying	7	CHN	F	5	2	15	13.33	0	0	+6

LEGEND

D Defence	F Forward	G Goals	GP Number of games played
No Jersey number	Pos Position	PPG Power play goals	S Shots
SG% Percentage of goals from total shots	SHG Shorthanded goals	+/- Plus/minus net	

Timing and Results provided by **TISSOT**



Assist Leaders

As of FRI 13 FEB 2015
Including Game #16

(Ranked by highest A/ lowest GP)

Rank	Name	No	Team	Pos	GP	A	+/-
1	SOSINA Olga	18	RUS	F	4	10	+10
2	YONEYAMA Haruna	10	JPN	F	5	9	+4
3	DERGACHEVA Elena	26	RUS	F	4	7	+8
4	GAVRILOVA Iya	8	RUS	F	4	6	+6
5	SHOKHINA Anna	19	RUS	F	4	5	+10
6	GOSLING Katelyn	11	CAN	D	4	4	+1
6	TUKHTIYEVA Zarina	11	KAZ	F	4	4	+3
8	ABROMSON Amanda	14	USA	F	5	4	+2
8	FANG Xin	2	CHN	F	5	4	+6
8	SAKAMOTO Rio	23	JPN	F	5	4	+2
8	WILLIAMS Hayley	16	USA	F	5	4	+3
12	BATALOVA Mariia	22	RUS	D	4	3	+11
12	BELYAKOVA Liudmila	10	RUS	F	4	3	+7
12	BROOKER Laura	19	CAN	F	4	3	+3
15	AUGUSTINE Katelyn	25	USA	F	5	3	+4
15	FORD Emily	15	USA	F	5	3	+5
15	HARRINGTON Paige	2	USA	D	5	3	+2
15	KONG Minghui	15	CHN	F	5	3	+9
15	KORZON Monica	11	USA	F	5	3	+6
15	LIU Zhixin	6	CHN	D	5	3	+5
15	MORII Mai	11	JPN	F	5	3	0
15	ZHANG Mengying	7	CHN	F	5	3	+6
23	FUX Alena	8	KAZ	F	4	2	0
23	LEBEDEVA Ekaterina	17	RUS	F	4	2	+5
23	LITCHFIELD-MEDD Maggie	12	CAN	F	4	2	+2
23	ODDY Daley	27	CAN	F	4	2	+1
23	PAVLOVA Valeriia	15	RUS	F	4	2	+3
23	SMIDDY Madison	9	USA	D	4	2	+5
23	VAFINA Alexandra	9	RUS	F	4	2	+3
23	VISSER Keirstin	17	CAN	D	4	2	+1

LEGEND

A	Assists	D	Defence	F	Forward	GP	Number of games played
No	Jersey number	Pos	Position	+/-	Plus/minus net		

Timing and Results provided by **TISSOT**



Defencemen Scoring Leaders


As of FRI 13 FEB 2015
Including Game #16

(Ranked by highest PTS / highest G / lowest GP)

Rank	Name	No	Team	GP	G	A	PTS	PIM	+/-
1	LIU Zhixin	6	CHN	5	3	3	6	4	+5
2	LABOSSIERE Caleigh	8	USA	5	3	1	4	4	+4
3	GOSLING Katelyn	11	CAN	4	0	4	4	2	+1
4	GONCHARENKO Angelina	2	RUS	4	3	0	3	6	+7
5	KOIKE Shiori	2	JPN	5	2	1	3	0	0
5	SUZUKI Sena	6	JPN	5	2	1	3	2	+3
7	SMIDDY Madison	9	USA	4	1	2	3	0	+5
8	BATALOVA Mariia	22	RUS	4	0	3	3	8	+11
9	HARRINGTON Paige	2	USA	5	0	3	3	4	+2
10	HORI Mika	7	JPN	5	2	0	2	0	0
11	TOKO Ayaka	4	JPN	5	1	1	2	2	+1
12	VISSER Keirstin	17	CAN	4	0	2	2	0	+1
13	THOMAS Whitney	6	USA	5	0	2	2	0	+5
13	ZHAO Qinan	11	CHN	5	0	2	2	6	-3
15	FLINTON Julia	13	CAN	4	1	0	1	0	+2
15	FOURACRES Brittney	14	CAN	4	1	0	1	2	+2
17	ABRISQUETA Vanesa	18	ESP	5	1	0	1	4	-14
18	CASORSO Sarah	10	CAN	4	0	1	1	2	+1
18	VORONTKOVA Natalia	3	RUS	4	0	1	1	0	+1
20	ABRISQUETA Leticia	14	ESP	5	0	1	1	16	-13
20	FUJIMOTO Nachi	3	JPN	5	0	1	1	2	+5
20	YOSHIDA Miyuka	5	JPN	5	0	1	1	0	+5

LEGEND

A	Assists	G	Goals	GP	Number of games played
No	Jersey number	PIM	Penalties in minutes	PTS	Points
+/-	Plus/minus net				

Timing and Results provided by  TISSOT



Face-off Leaders

As of FRI 13 FEB 2015
Including Game #16

(Ranked by highest FO%)

Rank	Name	No	Team	Pos	GP	FO+	FO-	FO+/-	FO%
1	HOUSTON Tess	8	CAN	F	4	44	15	29	74.58
2	WILLIAMS Hayley	16	USA	F	5	62	24	38	72.09
3	FICKEL Jessica	6	CAN	F	4	16	7	9	69.57
4	SAKAMOTO Rio	23	JPN	F	5	60	31	29	65.93
5	McHAFFIE Morgan	21	CAN	F	4	46	25	21	64.79
6	YONEYAMA Haruna	10	JPN	F	5	74	42	32	63.79
7	FORD Emily	15	USA	F	5	34	22	12	60.71
8	NORMORE Alexa	7	CAN	F	3	31	21	10	59.62
9	MYERS Kendra	19	USA	F	5	30	21	9	58.82
10	BULATOVA Diana	14	RUS	F	4	30	22	8	57.69
11	RIVERA Carmen	21	ESP	D	1	4	3	1	57.14
12	POLCI Bree	2	CAN	F	4	13	10	3	56.52
13	AUGUSTINE Katelyn	25	USA	F	5	24	20	4	54.55
14	CASTILLEJO Ana	11	ESP	D	5	52	47	5	52.53
15	DERGACHEVA Elena	26	RUS	F	4	43	39	4	52.44
16	BELYAKOVA Liudmila	10	RUS	F	4	44	40	4	52.38
17	CATLOW Cassandra	23	USA	F	5	10	10	0	50.00
17	TURSYNOVA Madina	3	KAZ	F	4	8	8	0	50.00
19	FANG Xin	2	CHN	F	5	64	65	-1	49.61
20	LU Shuang	12	CHN	F	5	32	38	-6	45.71
21	de la POMPA Claudia	10	ESP	F	5	26	31	-5	45.61
22	IWASAKI Mayu	21	JPN	F	5	20	28	-8	41.67
23	SHEGEBAYEVA Aray	10	KAZ	F	3	18	27	-9	40.00
24	TUKHTIYEVA Zarina	11	KAZ	F	4	49	74	-25	39.84
25	LYU Yue	16	CHN	F	5	15	31	-16	32.61
26	ZHANG Mengying	7	CHN	F	5	7	15	-8	31.82
27	HE Xin	10	CHN	F	5	5	15	-10	25.00
28	GARCIA Patricia	6	ESP	F	5	10	33	-23	23.26
29	RAVENTOS Jana	13	ESP	D	5	13	56	-43	18.84
30	SHOKHINA Anna	19	RUS	F	4	3	13	-10	18.75

NOTE

Average of four face-offs per game played required for ranking.

LEGEND

D	Defence	F	Forward	FO+	Face-offs won
FO-	Face-offs lost	FO+/-	Face-offs net	FO%	Face-offs won as percentage
GP	Number of games played	No	Jersey number	Pos	Position

Timing and Results provided by **TISSOT**



Plus-Minus Leaders

As of FRI 13 FEB 2015
Including Game #16

(Ranked by highest +/- / highest + /lowest GP)

Rank	Name	No	Team	Pos	GP	+	-	+/-
1	BATALOVA Mariia	22	RUS	D	4	11	0	+11
2	SHOKHINA Anna	19	RUS	F	4	10	0	+10
2	SOSINA Olga	18	RUS	F	4	10	0	+10
4	KONG Minghui	15	CHN	F	5	11	2	+9
5	DERGACHEVA Elena	26	RUS	F	4	8	0	+8
6	BELYAKOVA Liudmila	10	RUS	F	4	7	0	+7
6	GONCHARENKO Angelina	2	RUS	D	4	7	0	+7
6	SHCHUKINA Ann	21	RUS	D	4	7	0	+7
9	FANG Xin	2	CHN	F	5	11	5	+6
10	ZHANG Mengying	7	CHN	F	5	8	2	+6
11	KORZON Monica	11	USA	F	5	7	1	+6
12	GAVRILOVA Iya	8	RUS	F	4	6	0	+6
12	NIKOLAEVA Ekaterina	29	RUS	D	4	6	0	+6
14	MOONEY Kaley	17	USA	F	5	6	0	+6
15	LIU Zhixin	6	CHN	D	5	10	5	+5
16	FORD Emily	15	USA	F	5	7	2	+5
17	LEVESQUE Kristen	22	USA	F	5	6	1	+5
18	LEBEDEVA Ekaterina	17	RUS	F	4	5	0	+5
18	SMIDDY Madison	9	USA	D	4	5	0	+5
20	FUJIMOTO Nachi	3	JPN	D	5	5	0	+5
20	THOMAS Whitney	6	USA	D	5	5	0	+5
20	YOSHIDA Miyuka	5	JPN	D	5	5	0	+5
23	DENG Di	8	CHN	D	5	8	4	+4
24	MYERS Kendra	19	USA	F	5	6	2	+4
24	YONEYAMA Haruna	10	JPN	F	5	6	2	+4
26	ANTOS Amanda	7	USA	D	5	5	1	+4
26	AUGUSTINE Katelyn	25	USA	F	5	5	1	+4
26	LABOSSIERE Caleigh	8	USA	D	5	5	1	+4
29	KALIULLA Aiya	14	KAZ	F	4	4	0	+4
30	TUKHTIYEVA Zarina	11	KAZ	F	4	10	7	+3

LEGEND

D	Defence	F	Forward	GP	Number of games played	No	Jersey number
Pos	Position	+	Positive participation	-	Negative participation	+/-	Plus/minus net

Timing and Results provided by **TISSOT**



Most Penalised Players

As of FRI 13 FEB 2015
Including Game #16

(Ranked by highest PIM / lowest GP)

Rank	Name	No	Team	Pos	GP	PIM	2	5	10	GM	MP	PAVG
1	IWASAKI Mayu	21	JPN	F	5	29	2	0	0	0	1	5:48
2	ABRISQUETA Leticia	14	ESP	D	5	16	8	0	0	0	0	3:12
3	KHAMIMULDINOVA Azhar	6	KAZ	D	4	10	5	0	0	0	0	2:30
4	WEN Lu	18	CHN	D	5	10	5	0	0	0	0	2:00
5	BATALOVA Mariia	22	RUS	D	4	8	4	0	0	0	0	2:00
5	SHCHUKINA Ann	21	RUS	D	4	8	4	0	0	0	0	2:00
7	LU Shuang	12	CHN	F	5	8	4	0	0	0	0	1:36
7	MOONEY Kaley	17	USA	F	5	8	4	0	0	0	0	1:36
7	YONEYAMA Haruna	10	JPN	F	5	8	4	0	0	0	0	1:36
7	ZHANG Mengying	7	CHN	F	5	8	4	0	0	0	0	1:36
11	ASHIMOVA Pernesh	4	KAZ	F	4	6	3	0	0	0	0	1:30
11	BELYAKOVA Liudmila	10	RUS	F	4	6	3	0	0	0	0	1:30
11	GAVRILOVA Iya	8	RUS	F	4	6	3	0	0	0	0	1:30
11	GONCHARENKO Angelina	2	RUS	D	4	6	3	0	0	0	0	1:30
11	LITCHFIELD-MEDD Maggie	12	CAN	F	4	6	3	0	0	0	0	1:30
11	McHAFFIE Morgan	21	CAN	F	4	6	3	0	0	0	0	1:30
11	O NEIL Molly	18	USA	F	4	6	3	0	0	0	0	1:30
11	RYSPEK Meruyert	12	KAZ	F	4	6	3	0	0	0	0	1:30
19	ALVAREZ Elena	24	ESP	D	5	6	3	0	0	0	0	1:12
19	de la POMPA Claudia	10	ESP	F	5	6	3	0	0	0	0	1:12
19	KONG Minghui	15	CHN	F	5	6	3	0	0	0	0	1:12
19	OHASHI Asami	19	JPN	F	5	6	3	0	0	0	0	1:12
19	ZHAO Qinan	11	CHN	D	5	6	3	0	0	0	0	1:12
24	BARKER Ariane	22	CAN	F	4	4	2	0	0	0	0	1:00
24	BULATOVA Diana	14	RUS	F	4	4	2	0	0	0	0	1:00
24	KAMPJES Jessica	29	CAN	F	4	4	2	0	0	0	0	1:00
24	LEBEDEVA Ekaterina	17	RUS	F	4	4	2	0	0	0	0	1:00
24	MOLDABAY Dariya	2	KAZ	D	4	4	2	0	0	0	0	1:00
24	NURGALIYEVA Galiya	15	KAZ	D	4	4	2	0	0	0	0	1:00
24	PECHNIKOVA Mariia	12	RUS	D	4	4	2	0	0	0	0	1:00
24	POLCI Bree	2	CAN	F	4	4	2	0	0	0	0	1:00
24	SOSINA Olga	18	RUS	F	4	4	2	0	0	0	0	1:00
24	TUKHTIYEVA Zarina	11	KAZ	F	4	4	2	0	0	0	0	1:00
24	TURSYNOVA Madina	3	KAZ	F	4	4	2	0	0	0	0	1:00
24	VAFINA Alexandra	9	RUS	F	4	4	2	0	0	0	0	1:00

LEGEND

2	Two (2) minute penalties	5	Five (5) minute penalties	10	Ten (10) minute penalties
D	Defence	F	Forward	GM	Game misconducts
GP	Games played	MP	Match penalties	No	Jersey number
PAVG	PIM (average) per game	PIM	Penalties in minutes	Pos	Position

Timing and Results provided by **TISSOT**



Medallists

As of THU 12 FEB 2015

GOLD	SILVER	BRONZE
RUS - Russian Federation	CAN - Canada	JPN - Japan
1 MOROZOVA Nadezda	1 ROUSSEAU-SIROIS Elodie	1 FUJIMOTO Nana
2 GONCHARENKO Angelina	2 POLCI Bree	2 KOIKE Shiori
3 VORONTCOVA Natalia	6 FICKEL Jessica	3 FUJIMOTO Nachi
7 DYUPINA Evgenia	7 NORMORE Alexa	4 TOKO Ayaka
8 GAVRILOVA Iya	8 HOUSTON Tess	5 YOSHIDA Miyuka
9 VAFINA Alexandra	10 CASORSO Sarah	6 SUZUKI Sena
10 BELYAKOVA Liudmila	11 GOSLING Katelyn	7 HORI Mika
12 PECHNIKOVA Mariia	12 LITCHFIELD-MEDD Maggie	10 YONEYAMA Haruna
13 ANANINA Ekaterina	13 FLINTON Julia	11 MORII Mai
14 BULATOVA Diana	14 FOURACRES Brittney	12 OSAWA Chiho
15 PAVLOVA Valeriia	17 VISSER Keirstin	13 FUJIMOTO Moeko
16 KIRILENKO Maria	19 BROOKER Laura	14 YUYAMA Seika
17 LEBEDEVA Ekaterina	20 LANCELEVE Breanna	15 TOUMA Miyou
18 SOSINA Olga	21 McHAFFIE Morgan	16 NOTOYA Yui
19 SHOKHINA Anna	22 BARKER Ariane	17 OTA Yukina
20 LESKINA Yulia	23 MANTHA Elizabeth	18 MORITAKE Runa
21 SHCHUKINA Ann	25 MACKNIGHT Jenny	19 OHASHI Asami
22 BATALOVA Mariia	27 ODDY Daley	20 KOMURA Yuuri
25 SILINA Elena	29 KAMPJES Jessica	21 IWASAKI Mayu
26 DERGACHEVA Elena	30 KESTERIS Nicole	22 SUGISAWA Nene
27 MITROFANOVA Elina		23 SAKAMOTO Rio
29 NIKOLAEVA Ekaterina		25 YOSHIDA Amika



Game Roster

REVISED
12 FEB 20:55

RUS - CAN

Referee(s)

KETONEN Kaisa (FIN)

Goalkeepers

Team: RUS

No	Name	GP	MIP	GA	SVS	SOG	SVS%	GAA
1	MOROZOVA Nadezda	3	49:05	0	10	10	100.00	0.00
20	LESKINA Yulia	3	130:55	2	43	45	95.56	0.92

Team Roster

Team: RUS (red)

No	Pos	Name	GP	G	A	PTS	PIM	+/-
1	GK	MOROZOVA Nadezda	3	0	0	0	0	
2	D	GONCHARENKO Angelina +A	3	3	0	3	2	+7
3	D	VORONTCOVA Natalia	3	0	1	1	0	+1
7	F	DYUPINA Evgenia	3	0	0	0	0	0
8	F	GAVRILOVA Iya +C	3	5	5	10	2	+6
9	F	VAFINA Alexandra	3	2	1	3	4	+2
10	F	BELYAKOVA Liudmila	3	3	3	6	6	+6
12	D	PECHNIKOVA Mariia	3	0	0	0	4	+2
13	D	ANANINA Ekaterina	3	0	0	0	2	+2
14	F	BULATOVA Diana	3	1	1	2	2	+2
15	F	PAVLOVA Valeriia	3	0	2	2	2	+2
16	F	KIRILENKO Maria	3	0	1	1	0	+1
17	F	LEBEDEVA Ekaterina	3	1	2	3	2	+5
18	F	SOSINA Olga +A	3	3	9	12	2	+9
19	F	SHOKHINA Anna	3	5	5	10	0	+9
20	GK	LESKINA Yulia	3	0	0	0	0	
21	D	SHCHUKINA Ann	3	0	0	0	6	+7
22	D	BATALOVA Mariia	3	0	2	2	2	+10
25	F	SILINA Elena	3	0	0	0	2	0
26	F	DERGACHEVA Elena	3	2	6	8	2	+7
27	F	MITROFANOVA Elina	3	0	0	0	2	0
29	D	NIKOLAEVA Ekaterina	3	0	0	0	0	+6

Head Coach: REMPEL Jon

Linesmen

ANGERER Bettina (AUT) , PAGON Natasa (SLO)

Team: CAN

No	Name	GP	MIP	GA	SVS	SOG	SVS%	GAA
1	ROUSSEAU-SIROIS Elodie	3	88:35	3	28	31	90.32	2.03
30	KESTERIS Nicole	3	90:16	2	28	30	93.33	1.33

Team: CAN (white)

No	Pos	Name	GP	G	A	PTS	PIM	+/-
1	GK	ROUSSEAU-SIROIS Elodie	3	0	0	0	0	
2	F	POLCI Bree	3	1	1	2	2	+2
6	F	FICKEL Jessica	3	1	0	1	2	+1
7	F	NORMORE Alexa +A	2	1	1	2	0	0
8	F	HOUSTON Tess	3	1	0	1	0	+2
10	D	CASORSO Sarah	3	0	1	1	2	+3
11	D	GOSLING Katelyn	3	0	4	4	0	+2
12	F	LITCHFIELD-MEDD Maggie	3	0	2	2	4	+2
13	D	FLINTON Julia	3	1	0	1	0	+2
14	D	FOURACRES Brittney	3	1	0	1	2	+2
17	D	VISSER Keirstin	3	0	2	2	0	+2
19	F	BROOKER Laura +C	3	0	3	3	0	+3
20	F	LANCELEVE Breanna	3	2	1	3	0	0
21	F	McHAFFIE Morgan +A	3	3	0	3	4	+3
22	F	BARKER Ariane	3	1	1	2	2	+2
23	D	MANTHA Elizabeth	3	0	0	0	0	+3
25	F	MACKNIGHT Jenny	3	0	1	1	0	+3
27	F	ODDY Daley	3	1	2	3	0	+2
29	F	KAMPJES Jessica	3	0	1	1	2	-1
30	GK	KESTERIS Nicole	3	0	0	0	0	

Head Coach: ULYANKIN Alexander

LEGEND

A Assists	D Defence	F Forward	G Goals
GA Goals against	GAA Goals against as average per 60 minutes	GK Goalkeeper	GP Games played
MIP Minutes and seconds played	No Jersey number	PIM Penalties in minutes	Pos Position
PTS Points	SOG Shots on goal	SVS Saves	SVS% Saves in percentage
+/- Plus/minus net	+A Assistant captain	+C Captain	

Changed Assistant Captain Team Canada

Timing and Results provided by  TISSOT



Line-ups

REVISED
12 FEB 20:56

RUS - CAN

Referee(s)

KETONEN Kaisa (FIN)

Goalkeepers

Team: RUS

No	Name
20	LESKINA Yulia
1	MOROZOVA Nadezda

Team Line-ups

Team: RUS (red)

No	Pos	Name
2	D	GONCHARENKO Angelina +A
22	D	BATALOVA Mariia
18	F	SOSINA Olga +A
19	F	SHOKHINA Anna
26	F	DERGACHEVA Elena
21	D	SHCHUKINA Ann
29	D	NIKOLAEVA Ekaterina
8	F	GAVRILOVA Iya +C
9	F	VAFINA Alexandra
10	F	BELYAKOVA Liudmila
12	D	PECHNIKOVA Mariia
13	D	ANANINA Ekaterina
14	F	BULATOVA Diana
15	F	PAVLOVA Valeriia
17	F	LEBEDEVA Ekaterina
3	D	VORONTCOVA Natalia
7	F	DYUPINA Evgenia
16	F	KIRILENKO Maria
25	F	SILINA Elena
27	F	MITROFANOVA Elina

Head Coach: REMPEL Jon

Linesmen

ANGERER Bettina (AUT) , PAGON Natasa (SLO)

Team: CAN

No	Name
1	ROUSSEAU-SIROIS Elodie
30	KESTERIS Nicole

Team: CAN (white)

No	Pos	Name
10	D	CASORSO Sarah
14	D	FOURACRES Brittney
12	F	LITCHFIELD-MEDD Maggie
21	F	McHAFFIE Morgan +A
22	F	BARKER Ariane
11	D	GOSLING Katelyn
23	D	MANTHA Elizabeth
7	F	NORMORE Alexa +A
27	F	ODDY Daley
29	F	KAMPJES Jessica
13	D	FLINTON Julia
17	D	VISSER Keirstin
8	F	HOUSTON Tess
19	F	BROOKER Laura +C
25	F	MACKNIGHT Jenny
2	F	POLCI Bree
6	F	FICKEL Jessica
20	F	LANCELEVE Breanna

Head Coach: ULYANKIN Alexander

LEGEND

D Defence

F Forward

No Jersey number

Pos Position

+A Assistant captain

+C Captain

Changed Assistant Captain Team Canada

Timing and Results provided by **TISSOT**



Graphical Line-ups

REVISED
12 FEB 20:56

RUS - CAN

Referee(s)
KETONEN Kaisa (FIN)

Linesmen
ANGERER Bettina (AUT) , PAGON Natasa (SLO)

Team: RUS - Russian Federation (red)

Head Coach: REMPEL Jon

S1 20 LESKINA Yulia		
1 MOROZOVA Nadezda		
S3 22 BATALOVA Mariia	S2 2 GONCHARENKO Angelina +A	
S5 19 SHOKHINA Anna	S6 26 DERGACHEVA Elena	S4 18 SOSINA Olga +A
29 NIKOLAEVA Ekaterina		21 SHCHUKINA Ann
9 VAFINA Alexandra	10 BELYAKOVA Liudmila	8 GAVRILOVA Iya +C
13 ANANINA Ekaterina		12 PECHNIKOVA Mariia
17 LEBEDEVA Ekaterina	14 BULATOVA Diana	15 PAVLOVA Valeriia
3 VORONTKOVA Natalia		16 KIRILENKO Maria
7 DYUPINA Evgenia	25 SILINA Elena	27 MITROFANOVA Elina

Team: CAN - Canada (white)

Head Coach: ULYANKIN Alexander

S1 1 ROUSSEAU-SIROIS Elodie		
30 KESTERIS Nicole		
S2 10 CASORSO Sarah	S3 14 FOURACRES Brittney	
S4 12 LITCHFIELD-MEDD Maggie	S5 21 McHAFFIE Morgan +A	S6 22 BARKER Ariane
11 GOSLING Katelyn		23 MANTHA Elizabeth
29 KAMPJES Jessica	7 NORMORE Alexa +A	27 ODDY Daley
17 VISSER Keirstin		13 FLINTON Julia
19 BROOKER Laura +C	8 HOUSTON Tess	25 MACKNIGHT Jenny
20 LANCELEVE Breanna	2 POLCI Bree	6 FICKEL Jessica

LEGEND

Sn Starting position

+A Assistant captain

+C Captain

Changed Assistant Captain Team Canada

Timing and Results provided by **TISSOT**



Game Summary

RUS - CAN 3 - 0 (0 - 0 , 1 - 0 , 2 - 0)

Spectators	Referee(s)	Linesmen
2153	KETONEN Kaisa (FIN)	ANGERER Bettina (AUT) , PAGON Natasa (SLO)

Team Statistics

Period	Score	SVS	SOG	PIM	TPP	PPG	SHG
1	0 : 0	12 : 13	13 : 12	2 : 4	03:59 : 01:59	0 : 0	0 : 0
2	1 : 0	13 : 10	11 : 13	10 : 6	02:15 : 05:35	0 : 0	0 : 0
3	2 : 0	15 : 8	10 : 15	10 : 8	04:17 : 05:37	1 : 0	0 : 0
Total	3 : 0	40 : 31	34 : 40	22 : 18	10:31 : 13:11	1 : 0	0 : 0

1st Period

Action	Time	ET/Res	Team	Type	No	Name	(G)	Name of Assistant(s) / Action Description
GK	00:00		RUS		20	LESKINA Y		- Goalkeeper in
GK	00:00		CAN		1	ROUSSEAU-SIROIS E		- Goalkeeper in
Penalty	08:06	10:06	RUS	2 min.	22	BATALOVA M		- Slashing
Penalty	10:05	12:05	CAN	2 min.	20	LANCELEVE B		- Illegal Hit
Penalty	12:44	14:44	CAN	2 min.	29	KAMPJES J		- Interference

2nd Period

Action	Time	ET/Res	Team	Type	No	Name	(G)	Name of Assistant(s) / Action Description
Penalty	20:22	22:22	RUS	2 min.	2	GONCHARENKO A		- Slashing
Penalty	21:12	23:12	CAN	2 min.	21	McHAFFIE M		- High Sticking
Goal	22:16	1 : 0	RUS	EQ	19	SHOKHINA A	(6)	26 DERGACHEVA E On Ice RUS 20 18 19 22 26 22 BATALOVA M CAN 1 8 10 11 29
Penalty	22:37	24:37	RUS	2 min.	2	GONCHARENKO A		- Illegal Hit
Penalty	23:57	25:57	RUS	2 min.	22	BATALOVA M		- Holding an opponent
Penalty	29:35	31:35	CAN	2 min.	2	POLCI B		- Hooking
Penalty	29:35	31:35	RUS	2 min.	8	GAVRILOVA I		- Illegal Hit
Penalty	31:38	33:38	CAN	2 min.	11	GOSLING K		- Roughing
Penalty	33:57	35:57	RUS	2 min.	21	SHCHUKINA A		- Roughing

3rd Period

Action	Time	ET/Res	Team	Type	No	Name	(G)	Name of Assistant(s) / Action Description
Penalty	43:05	43:49	CAN	2 min.	12	LITCHFIELD-MEDD M		- Interference
Goal	43:49	2 : 0	RUS	PP1	19	SHOKHINA A	(7)	18 SOSINA O On Ice RUS 20 2 8 18 19 26 * 8 GAVRILOVA I CAN 1 8 10 14 19
Penalty	44:11	46:11	RUS	2 min.	8	GAVRILOVA I		- Slashing
Penalty	44:50	46:50	RUS	2 min.	18	SOSINA O		- Slashing
Time-out	44:50		CAN					
Penalty	46:07	48:07	CAN	2 min.	27	ODDY D		- Slashing
Penalty	46:07	48:07	RUS	2 min.	17	LEBEDEVA E		- Cross-Checking
Penalty	48:55	50:55	RUS	2 min.	22	BATALOVA M		- Cross-Checking
Goal	52:06	3 : 0	RUS	EQ	15	PAVLOVA V	(1)	9 VAFINA A On Ice RUS 20 9 10 12 13 15 CAN 1 8 10 17 20 27
Penalty	55:17	57:17	CAN	2 min.	22	BARKER A		- Slashing
Penalty	57:02	59:02	CAN	2 min.	25	MACKNIGHT J		- Holding an opponent
Penalty	58:50	60:00	RUS	2 min.	14	BULATOVA D		- Tripping
GK	58:50		CAN					1 ROUSSEAU-SIROIS E - Goalkeeper out
GK	60:00		RUS					20 LESKINA Y - Goalkeeper out

Goalkeeper Records

Team : RUS - Russian Federation

Team : CAN - Canada

No	Name	SOG	SVS	MIP	No	Name	SOG	SVS	MIP
20	LESKINA Yulia	40	40	60:00	1	ROUSSEAU-SIROIS Elodie	34	31	58:50
1	MOROZOVA Nadezda				30	KESTERIS Nicole			

Timing and Results provided by **TISSOT**



Game Statistics

Team : RUS (red)

Head Coach : REMPEL Jon

No	Pos	Name	G	A	P	PIM	FO+	FO-	FO+/-	FO%	Shots on Goal					+/-
											1	2	3	OT	TS	
2	D	GONCHARENKO Angelina +A	0	0	0	4	0	0	0	0.00	0	0	1		1	0
18	F	SOSINA Olga +A	0	1	1	2	2	0	2	100.00	2	3	2		7	+1
19	F	SHOKHINA Anna	2	0	2	0	2	7	-5	22.22	6	3	1		10	+1
22	D	BATALOVA Mariia	0	1	1	6	0	0	0	0.00	2	0	0		2	+1
26	F	DERGACHEVA Elena	0	1	1	0	5	17	-12	22.73	0	3	0		3	+1
8	F	GAVRILOVA Iya +C	0	1	1	4	4	1	3	80.00	1	0	1		2	0
9	F	VAFINA Alexandra	0	1	1	0	0	0	0	0.00	0	0	1		1	+1
10	F	BELYAKOVA Liudmila	0	0	0	0	9	14	-5	39.13	1	0	2		3	+1
21	D	SHCHUKINA Ann	0	0	0	2	0	0	0	0.00	0	1	0		1	0
29	D	NIKOLAEVA Ekaterina	0	0	0	0	0	0	0	0.00	0	1	0		1	0
12	D	PECHNIKOVA Mariia	0	0	0	0	0	0	0	0.00	1	0	0		1	+1
13	D	ANANINA Ekaterina	0	0	0	0	0	0	0	0.00	0	0	0		0	+1
14	F	BULATOVA Diana	0	0	0	2	2	6	-4	25.00	0	0	0		0	0
15	F	PAVLOVA Valeriia	1	0	1	0	0	1	-1	0.00	0	0	2		2	+1
17	F	LEBEDEVA Ekaterina	0	0	0	2	0	2	-2	0.00	0	0	0		0	0
3	D	VORONTCOVA Natalia	0	0	0	0	0	0	0	0.00	0	0	0		0	0
7	F	DYUPINA Evgenia	0	0	0	0	0	0	0	0.00	0	0	0		0	0
16	F	KIRILENKO Maria	0	0	0	0	0	0	0	0.00	0	0	0		0	0
25	F	SILINA Elena	0	0	0	0	0	0	0	0.00	0	0	0		0	0
27	F	MITROFANOVA Elina	0	0	0	0	0	0	0	0.00	0	0	0		0	0
1	GK	MOROZOVA Nadezda	0	0	0	0					0	0	0		0	
20	GK	LESKINA Yulia	0	0	0	0					0	0	0		0	
Total			3	5	8	22	24	48	-24	33.33	13	11	10		34	

Team : CAN (white)


Head Coach : ULYANKIN Alexander

No	Pos	Name	G	A	P	PIM	FO+	FO-	FO+/-	FO%	Shots on Goal					+/-
											1	2	3	OT	TS	
10	D	CASORSO Sarah	0	0	0	0	0	0	0	0.00	0	2	1		3	-2
12	F	LITCHFIELD-MEDD Maggie	0	0	0	2	0	1	-1	0.00	1	1	2		4	0
14	D	FOURACRES Brittny	0	0	0	0	0	0	0	0.00	0	0	1		1	0
21	F	McHAFFIE Morgan +A	0	0	0	2	14	9	5	60.87	1	0	0		1	0
22	F	BARKER Ariane	0	0	0	2	0	1	-1	0.00	2	0	1		3	0
7	F	NORMORE Alexa +A	0	0	0	0	11	4	7	73.33	0	0	0		0	0
11	D	GOSLING Katelyn	0	0	0	2	0	0	0	0.00	0	0	0		0	-1
23	D	MANTHA Elizabeth	0	0	0	0	0	0	0	0.00	0	1	0		1	0
27	F	ODDY Daley	0	0	0	2	0	0	0	0.00	1	3	5		9	-1
29	F	KAMPJES Jessica	0	0	0	2	0	2	-2	0.00	2	1	0		3	-1
8	F	HOUSTON Tess	0	0	0	0	15	1	14	93.75	0	1	0		1	-2
13	D	FLINTON Julia	0	0	0	0	0	0	0	0.00	1	1	1		3	0
17	D	VISSER Keirstin	0	0	0	0	0	0	0	0.00	1	2	2		5	-1
19	F	BROOKER Laura +C	0	0	0	0	0	0	0	0.00	2	0	1		3	0
25	F	MACKNIGHT Jenny	0	0	0	2	1	0	1	100.00	0	0	0		0	0
2	F	POLCI Bree	0	0	0	2	0	3	-3	0.00	0	0	0		0	0
6	F	FICKEL Jessica	0	0	0	0	7	3	4	70.00	0	0	1		1	0
20	F	LANCELEVE Breanna	0	0	0	2	0	0	0	0.00	1	1	0		2	-1
1	GK	ROUSSEAU-SIROIS Elodie	0	0	0	0					0	0	0		0	
30	GK	KESTERIS Nicole	0	0	0	0					0	0	0		0	
Total			0	0	0	18	48	24	24	66.67	12	13	15		40	



LEGEND

(G)	Goals in tournament	*	does not count for Plus/minus	+/-	Plus/minus net	+A	Assistant captain
+C	Captain	A	Assists	D	Defence	EQ	Equal strength
ET/Res	Penalty end time/Result of game	F	Forward	FO-	Face-offs lost	FO%	Face-offs won as percentage
FO+	Face-offs won	FO+/-	Face-offs net	G	Goals	GK	Goalkeeper
MIP	Minutes in play (GK)	No	Jersey number	OT	Overtime	P	Points
PIM	Penalties in minutes	Pos	Position	PP1	Power play - 1 player	PPG	Power play goals
SHG	Shorthanded goals	SOG	Shots on goal	SVS	Saves	TPP	Time on power play
TS	Total shots						

Timing and Results provided by  **TISSOT**



Shot Chart

RUS - CAN

Shots by CAN


Goals (o): 0 SSG (+): 12
SSP (-): 4 SPG (-): 2



GK 20 of RUS

Shots by RUS

Goals (o): 1 SSG (+): 10
SSP (-): 5 SPG (-): 5



GK 1 of CAN

Shots by CAN

Goals (o): 0 SSG (+): 15
SSP (-): 7 SPG (-): 2

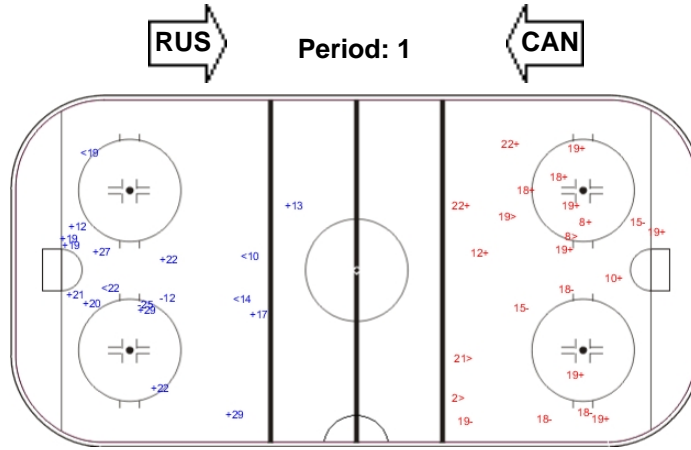


GK 20 of RUS

LEGEND

GK Goalkeeper **SPG** Shots past goal **SSG** Shots saved by goalkeeper **SSP** Shots saved by player

Period: 1



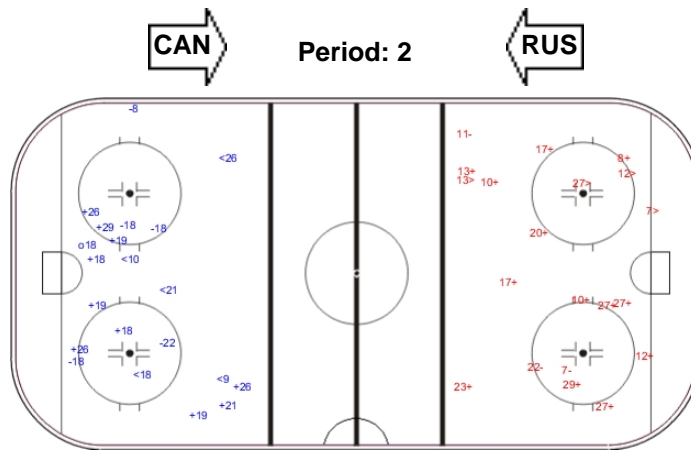
Shots by RUS

Goals (o): 0 SSG (+): 13
SSP (-): 4 SPG (-): 6



GK 1 of CAN

Period: 2



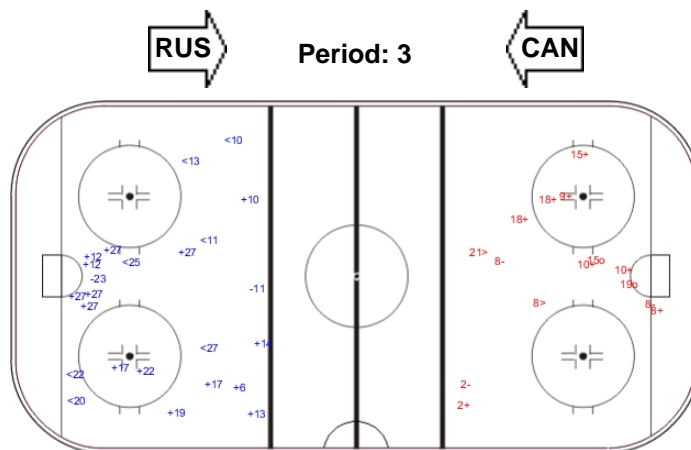
Shots by CAN

Goals (o): 0 SSG (+): 13
SSP (-): 4 SPG (-): 3




GK 20 of RUS

Period: 3



Shots by RUS

Goals (o): 2 SSG (+): 8
SSP (-): 2 SPG (-): 3



GK 1 of CAN



Face-off Chart

RUS - CAN

PERIOD 1

	RUS		CAN		RUS		CAN		RUS		CAN	
	Def. zone	Att. zone	Neutral zone		Att. zone	Def. zone	Neutral zone		Att. zone	Def. zone	Neutral zone	
	- 26	+ 21	+ 26	- 21	- 10	+ 7						
	- 26	+ 8	- 10	+ 25	- 19	+ 21						
	+ 8	- 7	- 26	+ 6	- 14	+ 8						
			- 26	+ 8	- 10	+ 7						
			- 14	+ 8	+ 26	- 21						
					- 26	+ 8						
					- 26	+ 21						
					- 26	+ 6						
					- 14	+ 8						
					- 26	+ 8						
					+ 10	- 12						
					- 10	+ 21						
Total wins / period	1 / 33%	2 / 67%	1 / 20%	4 / 80%	2 / 17%	10 / 83%	Total wins all zones		4 / 20%	16 / 80%		

PERIOD 2

	RUS		CAN		RUS		CAN		RUS		CAN	
	Def. zone	Att. zone	Neutral zone		Att. zone	Def. zone	Neutral zone		Att. zone	Def. zone	Neutral zone	
	- 19	+ 7	+ 26	- 21	- 26	+ 21						
	+ 8	- 21	+ 19	- 6	+ 8	- 29						
	+ 10	- 7	- 17	+ 6	- 14	+ 7						
	- 10	+ 6	+ 10	- 21	- 19	+ 7						
	- 19	+ 6			+ 10	- 6						
	+ 8	- 21			- 10	+ 6						
	- 10	+ 7			- 19	+ 8						
	- 19	+ 8										
	+ 10	- 2										
	- 26	+ 21										
	+ 10	- 8										
	+ 10	- 2										
	+ 18	- 29										
	- 17	+ 7										
	+ 10	- 6										
	- 10	+ 8										
	- 10	+ 7										
Total wins / period	8 / 47%	9 / 53%	3 / 75%	1 / 25%	2 / 29%	5 / 71%	Total wins all zones		13 / 46%	15 / 54%		

PERIOD 3

	RUS		CAN		RUS		CAN		RUS		CAN	
	Def. zone	Att. zone	Neutral zone		Att. zone	Def. zone	Neutral zone		Att. zone	Def. zone	Neutral zone	
	+ 14	- 21	- 26	+ 21	- 26	+ 8						
	- 26	+ 8	+ 10	- 7	+ 19	- 22						
	- 10	+ 21	- 10	+ 21	- 10	+ 7						
	+ 26	- 21	- 26	+ 21	- 14	+ 21						
	+ 14	- 7	- 26	+ 21	- 26	+ 6						
	- 8	+ 21			- 19	+ 21						
Total wins / period							Total wins all zones		7 / 29%	17 / 71%		



	+ 18	- 21				- 26	+ 8
	+ 26	- 2				- 10	+ 8
	- 10	+ 8				- 14	+ 7
	- 15	+ 7					
	5 / 50%	5 / 50%	1 / 20%	4 / 80%		1 / 11%	8 / 89%

TOTAL

Total wins / game	RUS	CAN	Neutral zone		RUS	CAN	Total wins all zones	
	Def. zone	Att. zone			Att. zone	Def. zone	RUS	CAN
	14 / 47%	16 / 53%	5 / 36%	9 / 64%	5 / 18%	23 / 82%	24 / 33%	48 / 67%



HEAD TO HEAD

		CAN									Tot	wins RUS	Dz	Nz	Az
No.		2	6	7	8	12	21	22	25	29					
RUS	8			1 - 0			2 - 1			1 - 0	5	4 80%	3 75%		1 100%
	10	2 - 0	2 - 2	2 - 5	1 - 3	1 - 0	1 - 3		0 - 1		23	9 39%	5 45%	2 50%	2 25%
	14			1 - 2	0 - 3		1 - 1				8	2 25%	2 100%	0 0%	0 0%
	15			0 - 1							1	0 0%	0 0%		
	17		0 - 1	0 - 1							2	0 0%	0 0%	0 0%	
	18						1 - 0			1 - 0	2	2 100%	2 100%		
	19		1 - 1	0 - 2	0 - 2		0 - 2	1 - 0			9	2 22%	0 0%	1 100%	1 20%
	26	1 - 0	0 - 3		0 - 7		4 - 7				22	5 23%	2 33%	2 29%	1 11%
Tot	3	10	15	16	1	23	1	1	2	72	24 33%	14 47%	5 36%	5 18%	
wins CAN	0 0%	7 70%	11 73%	15 94%	0 0%	14 61%	0 0%	1 100%	0 0%	48 67%					
Dz		3 75%	6 100%	8 100%	0 0%	6 86%	0 0%		0 0%	23 82%					
Nz		2 67%	0 0%	2 100%		4 57%		1 100%		9 64%					
Az	0 0%	2 67%	5 63%	5 83%		4 44%			0 0%	16 53%					

LEGEND

Az Attacking zone **Dz** Defending zone **Nz** Neutral zone **Tot** Total face-offs played

Timing and Results provided by **TISSOT**



Game Roster

JPN - CHN

Referee(s)

FUCHSEL Maria Raabye (DEN)

Linesmen

ANDERSSON Liv (SWE) , DINANT Marine (BEL)

Goalkeepers

Team: JPN

No	Name	GP	MIP	GA	SVS	SOG	SVS%	GAA
1	FUJIMOTO Nana	4	200:00	6	66	72	91.67	1.80
20	KOMURA Yuuri	3	00:00	0	0	0	0.00	0.00
25	YOSHIDA Amika	1	40:00	0	4	4	100.00	0.00

Team Roster

Team: JPN (black)

No	Pos	Name	GP	G	A	PTS	PIM	+/-
1	GK	FUJIMOTO Nana	4	0	0	0	0	
2	D	KOIKE Shiori	4	1	1	2	0	-1
3	D	FUJIMOTO Nachi +A	4	0	1	1	0	+4
4	D	TOKO Ayaka	4	1	1	2	0	+1
5	D	YOSHIDA Miyuka	4	0	1	1	0	+4
6	D	SUZUKI Sena +A	4	2	1	3	2	+2
7	D	HORI Mika	4	1	0	1	0	0
10	F	YONEYAMA Haruna	4	1	7	8	6	+3
11	F	MORII Mai	4	1	2	3	2	0
12	F	OSAWA Chiho +C	4	2	2	4	2	+1
13	F	FUJIMOTO Moeko	4	2	1	3	0	0
14	F	YUYAMA Seika	1	0	0	0	0	0
15	F	TOUMA Miyou	4	0	0	0	0	+1
16	F	NOTOYA Yui	4	1	0	1	2	+1
17	F	OTA Yukina	4	1	0	1	4	+2
18	F	MORITAKE Runa	4	2	0	2	2	+1
19	F	OHASHI Asami	4	0	2	2	4	+2
20	GK	KOMURA Yuuri	3	0	0	0	0	
21	F	IWASAKI Mayu	4	2	0	2	4	+1
22	F	SUGISAWA Nene	4	0	1	1	0	+2
23	F	SAKAMOTO Rio	4	1	3	4	4	+1
25	GK	YOSHIDA Amika	1	0	0	0	0	

Head Coach: KASAHARA Yujiro

Team: CHN

No	Name	GP	MIP	GA	SVS	SOG	SVS%	GAA
1	LIU Yuchan	3	27:19	0	7	7	100.00	0.00
19	WANG Yuqing	4	171:01	7	104	111	93.69	2.46
20	YANG Jiaqi	1	41:25	5	32	37	86.49	7.24

Team: CHN (white)

No	Pos	Name	GP	G	A	PTS	PIM	+/-
1	GK	LIU Yuchan	3	0	0	0	0	
2	F	FANG Xin	4	3	4	7	2	+7
4	F	ZHANG Chi	4	0	1	1	4	-2
5	F	GUAN Yingying	4	0	0	0	2	0
6	D	LIU Zhixin	4	3	2	5	2	+7
7	F	ZHANG Mengying +A	4	2	3	5	6	+6
8	D	DENG Di	4	0	0	0	2	+5
9	D	XIAO Jinqiu	3	0	0	0	0	0
10	F	HE Xin	4	2	1	3	0	-3
11	D	ZHAO Qinan	4	0	2	2	6	-2
12	F	LU Shuang	4	1	1	2	8	-3
13	F	DU Jiayao	4	0	1	1	0	+1
14	F	FU Kexin	4	0	0	0	0	0
15	F	KONG Minghui +C	4	3	2	5	4	+9
16	F	LYU Yue	4	0	0	0	0	-2
17	D	LIU Siyang	4	0	0	0	0	0
18	D	WEN Lu	4	0	0	0	8	-4
19	GK	WANG Yuqing	4	0	0	0	0	
20	GK	YANG Jiaqi	1	0	0	0	0	
21	D	WANG Lu	0	0	0	0	0	0
22	F	JU Jingwen	4	0	0	0	0	0

Head Coach: WANG Fuquan

LEGEND

A Assists	D Defence	F Forward	G Goals
GA Goals against	GAA Goals against as average per 60 minutes	GK Goalkeeper	GP Games played
MIP Minutes and seconds played	No Jersey number	PIM Penalties in minutes	Pos Position
PTS Points	SOG Shots on goal	SVS Saves	SVS% Saves in percentage
+/- Plus/minus net	+A Assistant captain	+C Captain	

Timing and Results provided by **TISSOT**



Line-ups

JPN - CHN

Referee(s)

FUCHSEL Maria Raabye (DEN)

Linesmen

ANDERSSON Liv (SWE) , DINANT Marine (BEL)

Goalkeepers

Team: JPN

No	Name
1	FUJIMOTO Nana
20	KOMURA Yuuri

Team Line-ups

Team: JPN (black)

No	Pos	Name
2	D	KOIKE Shiori
4	D	TOKO Ayaka
10	F	YONEYAMA Haruna
12	F	OSAWA Chiho +C
13	F	FUJIMOTO Moeko
6	D	SUZUKI Sena +A
7	D	HORI Mika
18	F	MORITAKE Runa
19	F	OHASHI Asami
23	F	SAKAMOTO Rio
3	D	FUJIMOTO Nachi +A
5	D	YOSHIDA Miyuka
11	F	MORII Mai
17	F	OTA Yukina
21	F	IWASAKI Mayu
14	F	YUYAMA Seika
15	F	TOUMA Miyou
16	F	NOTOYA Yui
22	F	SUGISAWA Nene

Head Coach: KASAHARA Yujiro

NOT DRESSED:

25 GK YOSHIDA Amika

Team: CHN

No	Name
19	WANG Yuqing
1	LIU Yuchan

Team: CHN (white)

No	Pos	Name
6	D	LIU Zhixin
8	D	DENG Di
2	F	FANG Xin
7	F	ZHANG Mengying +A
15	F	KONG Minghui +A
11	D	ZHAO Qinan
18	D	WEN Lu
4	F	ZHANG Chi
10	F	HE Xin
12	F	LU Shuang
9	D	XIAO Jinqiu +C
17	D	LIU Siyang
13	F	du Jiayao
16	F	LYU Yue
22	F	JU Jingwen
5	F	GUAN Yingying
14	F	FU Kexin

Head Coach: WANG Fuquan

NOT DRESSED:

20 GK YANG Jiaqi

21 D WANG Lu

LEGEND

D Defence

+A Assistant captain

F

Forward

+C

Captain

No

Jersey number

Pos

Position



Graphical Line-ups

JPN - CHN

Referee(s)

FUCHSEL Maria Raabye (DEN)

Linesmen

ANDERSSON Liv (SWE) , DINANT Marine (BEL)

Team: JPN - Japan (black)

Head Coach: KASAHARA Yujiro

S1 1 FUJIMOTO Nana		
20 KOMURA Yuuri		
S2 2 KOIKE Shiori	S3 4 TOKO Ayaka	
S6 13 FUJIMOTO Moeko	S4 10 YONEYAMA Haruna	S5 12 OSAWA Chiho +C
6 SUZUKI Sena +A		7 HORI Mika
19 OHASHI Asami	23 SAKAMOTO Rio	18 MORITAKE Runa
5 YOSHIDA Miyuka		3 FUJIMOTO Nachi +A
17 OTA Yukina	21 IWASAKI Mayu	11 MORII Mai
		22 SUGISAWA Nene
15 TOUMA Miyou	16 NOTOYA Yui	14 YUYAMA Seika

Team: CHN - China P.R. (white)

Head Coach: WANG Fuquan

S1 19 WANG Yuqing		
1 LIU Yuchan		
S3 8 DENG Di	S2 6 LIU Zhixin	
S6 15 KONG Minghui +A	S4 2 FANG Xin	S5 7 ZHANG Mengying +A
18 WEN Lu		11 ZHAO Qinan
10 HE Xin	12 LU Shuang	4 ZHANG Chi
17 LIU Siyang		9 XIAO Jinjiu +C
13 du Jiayao	16 LYU Yue	22 JU Jingwen
14 FU Kexin	5 GUAN Yingying	

LEGEND

Sn Starting position

+A Assistant captain

+C Captain

Timing and Results provided by **TISSOT**



Game Summary

JPN - CHN 3 - 1 (1 - 1, 1 - 0, 1 - 0)

Spectators	Referee(s)	Linesmen
350	FUCHSEL Maria Raabye (DEN)	ANDERSSON Liv (SWE) , DINANT Marine (BEL)

Team Statistics

Period	Score	SVS	SOG	PIM	TPP	PPG	SHG
1	1 : 1	3 : 2	3 : 4	29 : 6	03:54 : 03:28	1 : 1	0 : 0
2	1 : 0	2 : 7	8 : 2	2 : 2	02:00 : 05:00	0 : 0	0 : 0
3	1 : 0	5 : 13	14 : 5	2 : 2	02:00 : 02:00	0 : 0	0 : 0
Total	3 : 1	10 : 22	25 : 11	33 : 10	07:54 : 10:28	1 : 1	0 : 0

1st Period

Action	Time	ET/Res	Team	Type	No	Name	(G)	Name of Assistant(s) / Action Description
GK	00:00		JPN		1	FUJIMOTO N		- Goalkeeper in
GK	00:00		CHN		19	WANG Y		- Goalkeeper in
Penalty	01:54	03:54	CHN	2 min.	18	WEN L		- Holding an opponent
Penalty	08:59	10:53	CHN	2 min.	2	FANG X		- Holding an opponent
Goal	10:53	1 : 0	JPN	PP1	7	HORI M	(2)	18 MORITAKE R On Ice JPN 1 6 7 11 18 23 11 MORII M CHN 19 7 8 10 15 *
Penalty	11:47	13:29	JPN	2 min.	19	OHASHI A		- Hooking
Penalty	13:15	15:15	JPN	2 min.	3	FUJIMOTO N		- Interference
Goal	13:29	1 : 1	CHN	PP2	12	LU S	(2)	6 LIU Z On Ice JPN 1 2 4 10 15 KONG M CHN 19 2 6 7 12 15 *
Penalty	19:07	21:07	CHN	2 min.	6	LIU Z		- Cross-Checking
Penalty	19:07	60:00	JPN	25 min.	21	IWASAKI M		- Kicking / Served by: 16 NOTOYA Y

2nd Period

Action	Time	ET/Res	Team	Type	No	Name	(G)	Name of Assistant(s) / Action Description
Goal	27:27	2 : 1	JPN	EQ	2	KOIKE S	(2)	10 YONEYAMA H On Ice JPN 1 2 5 10 17 18 CHN 19 4 6 8 10 12
Penalty	28:13	30:13	CHN	2 min.	7	ZHANG M		- Hooking
Penalty	31:45	33:45	JPN	2 min.	4	TOKO A		- Tripping

3rd Period

Action	Time	ET/Res	Team	Type	No	Name	(G)	Name of Assistant(s) / Action Description
Goal	53:17	3 : 1	JPN	EQ	18	MORITAKE R	(3)	23 SAKAMOTO R On Ice JPN 1 3 6 18 19 23 10 YONEYAMA H CHN 19 2 6 10 11 12
Penalty	54:14	56:14	JPN	2 min.	10	YONEYAMA H		- High Sticking
Time-out	57:11		CHN					
Penalty	57:45	59:45	CHN	2 min.	15	KONG M		- Hooking
GK	60:00		JPN					1 FUJIMOTO N - Goalkeeper out
GK	60:00		CHN					19 WANG Y - Goalkeeper out

Goalkeeper Records

Team : JPN - Japan

No	Name	SOG	SVS	MIP
1	FUJIMOTO Nana	11	10	60:00
20	KOMURA Yuuri			

Team : CHN - China P.R.

No	Name	SOG	SVS	MIP
19	WANG Yuqing	25	22	60:00
1	LIU Yuchan			

Game Statistics

Team : JPN (black)

Head Coach : KASAHARA Yujiro

No	Pos	Name								Shots on Goal					+/-	
			G	A	P	PIM	FO+	FO-	FO+/-	FO%	1	2	3	OT		TS
2	D	KOIKE Shiori	1	0	1	0	0	0	0	0.00	0	1	2		3	+1
4	D	TOKO Ayaka	0	0	0	2	0	0	0	0.00	1	0	0		1	0
10	F	YONEYAMA Haruna	0	2	2	2	18	8	10	69.23	0	2	3		5	+1
12	F	OSAWA Chiho +C	0	0	0	0	0	2	-2	0.00	1	1	2		4	0

Timing and Results provided by **TISSOT**



Head Coach : KASAHARA Yujiro										Shots on Goal						
No	Pos	Name	G	A	P	PIM	FO+	FO-	FO+/-	FO%	1	2	3	OT	TS	+/-
13	F	FUJIMOTO Moeko	0	0	0	0	0	1	-1	0.00	0	0	2		2	0
6	D	SUZUKI Sena +A	0	0	0	0	0	0	0	0.00	0	0	0		0	+1
7	D	HORI Mika	1	0	1	0	0	0	0	0.00	0	2	1		3	0
18	F	MORITAKE Runa	1	1	2	0	0	0	0	0.00	1	0	1		2	+2
19	F	OHASHI Asami	0	0	0	2	0	1	-1	0.00	0	0	0		0	+1
23	F	SAKAMOTO Rio	0	1	1	0	13	0	13	100.00	0	0	0		0	+1
3	D	FUJIMOTO Nachi +A	0	0	0	2	0	0	0	0.00	0	0	1		1	+1
5	D	YOSHIDA Miyuka	0	0	0	0	0	0	0	0.00	0	0	0		0	+1
11	F	MORII Mai	0	1	1	0	3	4	-1	42.86	0	0	1		1	0
17	F	OTA Yukina	0	0	0	0	0	0	0	0.00	0	0	0		0	+1
21	F	IWASAKI Mayu	0	0	0	25	2	1	1	66.67	0	0	0		0	0
14	F	YUYAMA Seika	0	0	0	0	0	0	0	0.00	0	0	1		1	0
15	F	TOUMA Miyou	0	0	0	0	0	0	0	0.00	0	0	0		0	0
16	F	NOTOYA Yui	0	0	0	0	0	0	0	0.00	0	0	0		0	0
22	F	SUGISAWA Nene	0	0	0	0	0	0	0	0.00	0	2	0		2	0
1	GK	FUJIMOTO Nana	0	0	0	0					0	0	0		0	
20	GK	KOMURA Yuuri	0	0	0	0					0	0	0		0	
Total			3	5	8	33	36	17	19	67.92	3	8	14		25	

Team : CHN (white)

Head Coach : WANG Fuquan										Shots on Goal						
No	Pos	Name	G	A	P	PIM	FO+	FO-	FO+/-	FO%	1	2	3	OT	TS	+/-
2	F	FANG Xin	0	0	0	2	10	8	2	55.56	0	0	1		1	-1
6	D	LIU Zhixin	0	1	1	2	0	0	0	0.00	1	1	0		2	-2
7	F	ZHANG Mengying +A	0	0	0	2	0	4	-4	0.00	0	1	1		2	0
8	D	DENG Di	0	0	0	0	0	0	0	0.00	0	0	0		0	-1
15	F	KONG Minghui +A	0	1	1	2	0	3	-3	0.00	0	0	2		2	0
4	F	ZHANG Chi	0	0	0	0	0	0	0	0.00	0	0	0		0	-1
10	F	HE Xin	0	0	0	0	1	2	-1	33.33	1	0	1		2	-2
11	D	ZHAO Qinan	0	0	0	0	0	0	0	0.00	0	0	0		0	-1
12	F	LU Shuang	1	0	1	0	2	9	-7	18.18	2	0	0		2	-2
18	D	WEN Lu	0	0	0	2	0	0	0	0.00	0	0	0		0	0
9	D	XIAO Jinqiu +C	0	0	0	0	0	0	0	0.00	0	0	0		0	0
13	F	du Jiayao	0	0	0	0	0	0	0	0.00	0	0	0		0	0
16	F	LYU Yue	0	0	0	0	4	10	-6	28.57	0	0	0		0	0
17	D	LIU Siyang	0	0	0	0	0	0	0	0.00	0	0	0		0	0
22	F	JU Jingwen	0	0	0	0	0	0	0	0.00	0	0	0		0	0
5	F	GUAN Yingying	0	0	0	0	0	0	0	0.00	0	0	0		0	0
14	F	FU Kexin	0	0	0	0	0	0	0	0.00	0	0	0		0	0
1	GK	LIU Yuchan	0	0	0	0					0	0	0		0	
19	GK	WANG Yuqing	0	0	0	0					0	0	0		0	
Total			1	2	3	10	17	36	-19	32.08	4	2	5		11	

LEGEND

(G) Goals in tournament	* does not count for Plus/minus	+/- Plus/minus net	+A Assistant captain
+C Captain	A Assists	D Defence	EQ Equal strength
ET/Res Penalty end time/Result of game	F Forward	FO- Face-offs lost	FO% Face-offs won as percentage
FO+ Face-offs won	FO+/- Face-offs net	G Goals	GK Goalkeeper
MIP Minutes in play (GK)	No Jersey number	OT Overtime	P Points
PIM Penalties in minutes	Pos Position	PP1 Power play - 1 player	PP2 Power play - 2 players
PPG Power play goals	SHG Shorthanded goals	SOG Shots on goal	SVS Saves
TPP Time on power play	TS Total shots		

Timing and Results provided by  TISSOT



Shot Chart

JPN - CHN

Shots by CHN

Goals (o): 1 SSG (+): 3
SSP (-): 3 SPG (-): 1



GK 1 of JPN

Shots by JPN

Goals (o): 1 SSG (+): 7
SSP (-): 7 SPG (-): 0



GK 19 of CHN

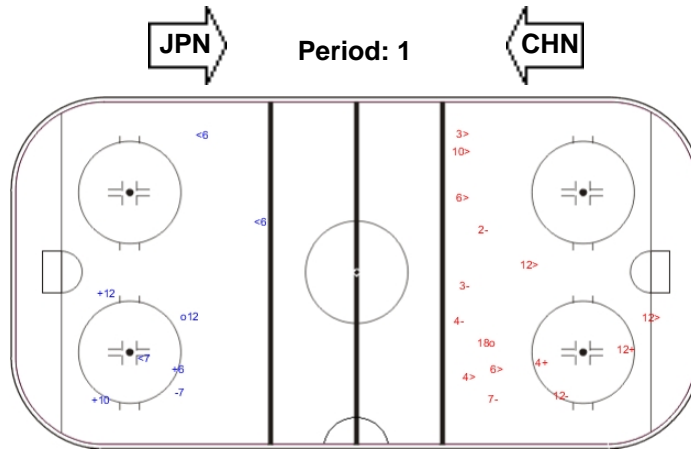
Shots by CHN

Goals (o): 0 SSG (+): 5
SSP (-): 1 SPG (-): 1



GK 1 of JPN

IHW400102_77A 3.0

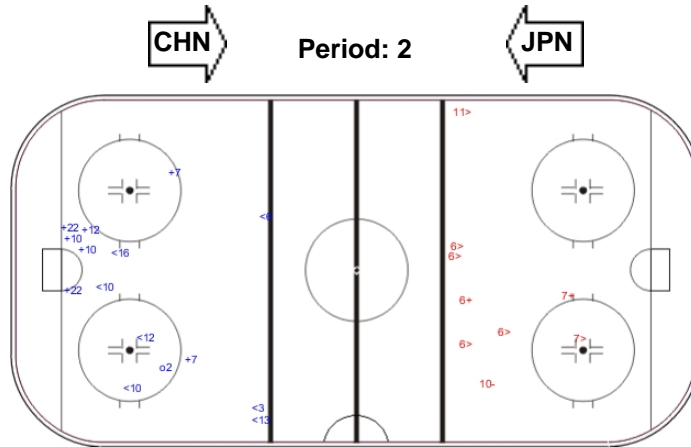


Shots by JPN

Goals (o): 1 SSG (+): 2
SSP (>): 7 SPG (-): 5



GK 19 of CHN

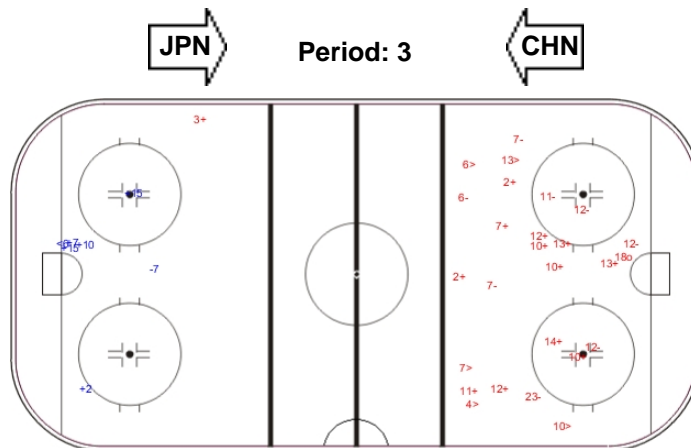


Shots by CHN

Goals (o): 0 SSG (+): 2
SSP (>): 6 SPG (-): 1



GK 1 of JPN



Shots by JPN

Goals (o): 1 SSG (+): 13
SSP (>): 5 SPG (-): 8



GK 19 of CHN

LEGEND

GK Goalkeeper SPG Shots past goal SSG Shots saved by goalkeeper SSP Shots saved by player



Face-off Chart

JPN - CHN

PERIOD 1

	JPN	CHN	Neutral zone		JPN	CHN	Total wins all zones			
	Def. zone	Att. zone	JPN	CHN	Att. zone	Def. zone	JPN	CHN		
	+ 23	- 12	+ 10	- 2	+ 10	- 15	14 / 82%	3 / 18%		
	+ 21	- 16	+ 23	- 7	- 10	+ 2				
	+ 10	- 16	- 21	+ 16	+ 10	- 15				
	+ 23	- 10	+ 10	- 12	+ 21	- 16				
	+ 10	- 2			+ 10	- 7				
	+ 10	- 2								
	- 10	+ 2								
	+ 10	- 10								
Total wins / period	7 / 88%	1 / 12%	3 / 75%	1 / 25%	4 / 80%	1 / 20%				

PERIOD 2

	JPN	CHN	Neutral zone		JPN	CHN	Total wins all zones	
	Def. zone	Att. zone	JPN	CHN	Att. zone	Def. zone	JPN	CHN
	- 12	+ 2	- 10	+ 2	+ 10	- 2	10 / 50%	10 / 50%
	+ 10	- 12	- 13	+ 12	+ 23	- 12		
	+ 10	- 12	- 11	+ 16	- 10	+ 2		
	+ 10	- 2	- 10	+ 2	+ 23	- 16		
	- 11	+ 10	+ 23	- 16				
			+ 11	- 16				
			+ 23	- 16				
			- 12	+ 2				
			- 11	+ 16				
			+ 23	- 16				
Total wins / period	3 / 60%	2 / 40%	4 / 36%	7 / 64%	3 / 75%	1 / 25%		

PERIOD 3

	JPN	CHN	Neutral zone		JPN	CHN	Total wins all zones	
	Def. zone	Att. zone	JPN	CHN	Att. zone	Def. zone	JPN	CHN
	+ 23	- 16	+ 10	- 12	+ 23	- 12	12 / 75%	4 / 25%
	- 19	+ 2	- 11	+ 16	+ 10	- 2		
			+ 10	- 15	+ 23	- 7		
			+ 11	- 7	- 10	+ 12		
					+ 11	- 12		
					+ 10	- 16		
					+ 23	- 2		
					+ 10	- 12		
					+ 23	- 2		
					- 10	+ 2		
Total wins / period	1 / 50%	1 / 50%	3 / 75%	1 / 25%	8 / 80%	2 / 20%		

TOTAL



	JPN	CHN	JPN	CHN	JPN	CHN	Total wins all zones	
	Def. zone	Att. zone	Neutral zone		Att. zone	Def. zone	JPN	CHN
Total wins / game	11 / 73%	4 / 27%	10 / 53%	9 / 47%	15 / 79%	4 / 21%	36 / 68%	17 / 32%




HEAD TO HEAD

		CHN						Tot	wins JPN	Dz	Nz	Az
No.	2	7	10	12	15	16						
JPN	10	6 - 7	1 - 0	1 - 0	5 - 1	3 - 0	2 - 0	26	18 69%	7 88%	4 57%	7 64%
	11		1 - 0	0 - 1	1 - 0		1 - 3	7	3 43%	0 0%	2 40%	1 100%
	12	0 - 2						2	0 0%	0 0%	0 0%	
	13				0 - 1			1	0 0%		0 0%	
	19	0 - 1						1	0 0%	0 0%		
	21						2 - 1	3	2 67%	1 100%	0 0%	1 100%
	23	2 - 0	2 - 0	1 - 0	3 - 0		5 - 0	13	13 100%	3 100%	4 100%	6 100%
Tot	18	4	3	11	3	14	53	36 68%	11 73%	10 53%	15 79%	
wins CHN	10 56%	0 0%	1 33%	2 18%	0 0%	4 29%	17 32%					
Dz	3 43%	0 0%		1 20%	0 0%	0 0%	4 21%					
Nz	4 80%	0 0%		1 33%	0 0%	4 50%	9 47%					
Az	3 50%		1 33%	0 0%		0 0%	4 27%					

LEGEND

Az Attacking zone **Dz** Defending zone **Nz** Neutral zone **Tot** Total face-offs played

Timing and Results provided by  TISSOT



Tournament Progress

As of FRI 13 FEB 2015

Game	Group	Date	Time	Teams	Results	1	2	3	OT	GWS	Venue
10		TUE 10 FEB	20:30	KAZ - USA	2 - 3	1 - 0	1 - 1	0 - 1	0 - 1		Mulhacen Pavilion
13		THU 12 FEB	13:30	ESP - KAZ	0 - 10	0 - 4	0 - 2	0 - 4			Mulhacen Pavilion
16		FRI 13 FEB	13:30	USA - ESP	9 - 0	2 - 0	4 - 0	3 - 0			Mulhacen Pavilion

Rank (GR)	Team	GP	W	OTW	OTL	L	GDF	GF:GA	PTS
1	USA	2	1	1	0	0	+10	12 : 2	5
2	KAZ	2	1	0	1	0	+9	12 : 3	4
3	ESP	2	0	0	0	2	-19	0 : 19	0

NOTE

Rank within each group (GR) is based on points. For tie-break rules see 'Competition Format and Rules'.

LEGEND

1	1st period	2	2nd period	3	3rd period	GA	Goals against	GDF	Goal difference
GF	Goals for	GP	Games played	GR	Group rank	GWS	Game winning shot	L	Losses
OT	Overtime	OTL	Overtime loss	OTW	Overtime win	PTS	Points	W	Wins

Timing and Results provided by **TISSOT**



Game Roster

KAZ - USA

Referee(s)

MALA Gabriela (CZE)

Linesmen

McGURRY Danielle (CAN) , STREITOVA Tereza (CZE)

Goalkeepers

Team: KAZ

No	Name	GP	MIP	GA	SVS	SOG	SVS%	GAA
1	RAUSHANOVA Aizhan	2	120:00	19	110	129	85.27	9.50
20	MOZHAYEVA Tatyana	2	00:00	0	0	0	0.00	0.00

Team Roster

Team: KAZ (blue)

No	Pos	Name	GP	G	A	PTS	PIM	+/-
1	GK	RAUSHANOVA Aizhan	2	0	0	0	0	
2	D	MOLDABAY Dariya	2	0	0	0	2	-3
3	F	TURSYNOVA Madina	2	0	0	0	0	-4
4	F	ASHIMOVA Pernesh	2	0	0	0	2	-3
6	D	KHAMIMULDINOVA Azhar	2	0	0	0	8	-2
7	D	KUZNETSOVA Sofia	2	0	0	0	0	-2
8	F	FUX Alena +A	2	0	1	1	0	-5
9	F	FILIMONOVA Nadezhda	2	0	0	0	0	-1
10	F	SHEGEBAYEVA Aray	2	0	0	0	0	-5
11	F	TUKHTIYEVA Zarina +C	2	1	0	1	4	-4
12	F	RYSPEK Meruyert	2	1	0	1	2	-5
13	F	LIKHAUS Tatyana	2	0	0	0	0	-3
14	F	KALIULLA Aiya	2	0	0	0	0	0
15	D	NURGALIYEVA Galiya +A	2	0	0	0	0	-9
16	F	RAMAZANOVA Elvira	2	0	0	0	0	0
17	F	URPEKBAYEVA Saltanat	2	0	0	0	0	-1
18	D	MYNGZHASSAROVA Lazzat	2	0	0	0	0	0
19	F	FELZINK Karina	2	0	0	0	0	-5
20	GK	MOZHAYEVA Tatyana	2	0	0	0	0	
21	D	TULEUBAYEVA Assem	2	0	0	0	0	-7
22	F	OLZHABAYEVA Aida	2	0	0	0	0	-1
24	D	NURMUKHAMBETOVA Svetlana	2	0	0	0	0	0
29	F	SHANSHINA Kristina	0	0	0	0	0	0

Team: USA

No	Name	GP	MIP	GA	SVS	SOG	SVS%	GAA
1	BARLOW Maria	3	120:00	3	23	26	88.46	1.50
30	NOSANOV Caitlin	3	60:00	4	43	47	91.49	4.00

Team: USA (white)

No	Pos	Name	GP	G	A	PTS	PIM	+/-
1	GK	BARLOW Maria	3	0	0	0	0	
2	D	HARRINGTON Paige +A	3	0	3	3	4	+1
3	D	BORTOLUSSI Victoria	3	0	0	0	0	+1
4	D	ROBISON Corey	3	0	0	0	0	0
5	D	McGRATH Morgan	3	0	0	0	2	-2
6	D	THOMAS Whitney	3	0	1	1	0	+1
7	D	ANTOS Amanda	3	0	0	0	4	+1
8	D	LABOSSIERE Caleigh	3	1	0	1	2	+1
9	D	SMIDDY Madison	3	1	1	2	0	+4
10	F	BOOTH Rachael	3	0	0	0	0	0
11	F	KORZON Monica +C	3	0	0	0	0	+1
12	F	CHALIFOUX Eleanor	3	0	0	0	2	0
14	F	ABROMSON Amanda	3	0	3	3	0	0
15	F	FORD Emily	3	1	2	3	2	+2
16	F	WILLIAMS Hayley +A	3	1	2	3	2	+1
17	F	MOONEY Kaley	3	3	0	3	6	+2
18	F	O NEIL Molly	3	3	1	4	6	+2
19	F	MYERS Kendra	3	1	0	1	2	0
22	F	LEVESQUE Kristen	3	0	1	1	0	+2
23	F	CATLOW Cassandra	3	0	0	0	0	0
25	F	AUGUSTINE Katelyn	3	0	2	2	0	+1
30	GK	NOSANOV Caitlin	3	0	0	0	0	

LEGEND

A Assists	D Defence	F Forward	G Goals
GA Goals against	GAA Goals against as average per 60 minutes	GK Goalkeeper	GP Games played
MIP Minutes and seconds played	No Jersey number	PIM Penalties in minutes	Pos Position
PTS Points	SOG Shots on goal	SVS Saves	SVS% Saves in percentage
+/- Plus/minus net	+A Assistant captain	+C Captain	



Line-ups

KAZ - USA

Referee(s)

MALA Gabriela (CZE)

Linesmen

McGURRY Danielle (CAN) , STREITOVA Tereza (CZE)

Goalkeepers

Team: KAZ

No	Name
1	RAUSHANOVA Aizhan
20	MOZHAYEVA Tatyana

Team Line-ups

Team: KAZ (blue)

No	Pos	Name
2	D	MOLDABAY Dariya
6	D	KHAMIMULDINOVA Azhar
3	F	TURSYNOVA Madina
8	F	FUX Alena +A
11	F	TUKHTIYEVA Zarina +C
7	D	KUZNETSOVA Sofia
15	D	NURGALIYEVA Galiya +A
4	F	ASHIMOVA Pernesh
10	F	SHEGEBAYEVA Aray
12	F	RYSPEK Meruyert
21	D	TULEUBAYEVA Assem
9	F	FILIMONOVA Nadezhda
13	F	LIKHAUS Tatyana
14	F	KALIULLA Aiya
19	F	FELZINK Karina
18	D	MYNGZHASSAROVA Lazzat
24	D	NURMUKHAMBETOVA Svetlana
16	F	RAMAZANOVA Elvira
17	F	URPEKBAYEVA Saltanat
22	F	OLZHABAYEVA Aida

NOT DRESSED:

29 F SHANSHINA Kristina

Team: USA

No	Name
30	NOSANOV Caitlin
1	BARLOW Maria

Team: USA (white)

No	Pos	Name
2	D	HARRINGTON Paige +A
7	D	ANTOS Amanda
14	F	ABROMSON Amanda
19	F	MYERS Kendra
23	F	CATLOW Cassandra
4	D	ROBISON Corey
9	D	SMIDDY Madison
10	F	BOOTH Rachael
12	F	CHALIFOUX Eleanor
16	F	WILLIAMS Hayley +A
3	D	BORTOLUSSI Victoria
8	D	LABOSSIERE Caleigh
15	F	FORD Emily
18	F	O NEIL Molly
22	F	LEVESQUE Kristen
5	D	McGRATH Morgan
6	D	THOMAS Whitney
11	F	KORZON Monica +C
17	F	MOONEY Kaley
25	F	AUGUSTINE Katelyn

LEGEND

D	Defence	F	Forward	No	Jersey number	Pos	Position
+A	Assistant captain	+C	Captain				

Timing and Results provided by **TISSOT**



Graphical Line-ups

KAZ - USA

Referee(s)

MALA Gabriela (CZE)

Linesmen

McGURRY Danielle (CAN) , STREITOVA Tereza (CZE)

Team: KAZ - Kazakhstan (blue)

Head Coach:

S1 1 RAUSHANOVA Aizhan

20 MOZHAYEVA Tatyana

S2 2 MOLDABAY Dariya

S3 6 KHAMIMULDINOVA Azhar

S5 8 FUX Alena +A

S6 11 TUKHTIYEVA Zarina +C

S4 3 TURSINOVA Madina

15 NURGALIYEVA Galiya +A

7 KUZNETSOVA Sofia

12 RYSPEK Meruyert

10 SHEGEBAYEVA Aray

4 ASHIMOVA Pernesh

21 TULEUBAYEVA Assem

14 KALIULLA Aiya

19 FELZINK Karina

13 LIKHAUS Tatyana

9 FILIMONOVA Nadezhda

24 NURMUKHAMBETOVA Svetlana

17 URPEKBAYEVA Saltanat

18 MYNGZHASSAROVA Lazzat

22 OLZHABAYEVA Aida

16 RAMAZANOVA Elvira

Team: USA - United States of America (white)

Head Coach:

S1 30 NOSANOV Caitlin

1 BARLOW Maria

S2 2 HARRINGTON Paige +A

S3 7 ANTOS Amanda

S4 14 ABROMSON Amanda

S6 23 CATLOW Cassandra

S5 19 MYERS Kendra

9 SMIDDY Madison

4 ROBISON Corey

10 BOOTH Rachael

16 WILLIAMS Hayley +A

12 CHALIFOUX Eleanor

3 BORTOLUSSI Victoria

8 LABOSSIERE Caleigh

22 LEVESQUE Kristen

15 FORD Emily

18 O NEIL Molly

5 McGRATH Morgan

6 THOMAS Whitney

17 MOONEY Kaley

25 AUGUSTINE Katelyn

11 KORZON Monica +C

LEGEND

Sn Starting position

+A Assistant captain

+C Captain

Timing and Results provided by **TISSOT**



Game Summary

KAZ - USA 2 - 3 (1 - 0, 1 - 1, 0 - 1, 0 - 1)

Spectators	Referee(s)	Linesmen
120	MALA Gabriela (CZE)	McGURRY Danielle (CAN) , STREITOVA Tereza (CZE)

Team Statistics

Period	Score	SVS	SOG	PIM	TPP	PPG	SHG
1	1 : 0	13 : 7	8 : 13	8 : 2	02:00 : 07:37	0 : 0	1 : 0
2	1 : 1	11 : 5	6 : 12	6 : 2	01:07 : 05:30	0 : 0	0 : 0
3	0 : 1	10 : 11	11 : 11	6 : 2	00:00 : 04:00	0 : 0	0 : 0
OT	0 : 1	7 : 0	0 : 8	2 : 0	00:00 : 01:38	0 : 1	0 : 0
Total	2 : 3	41 : 23	25 : 44	22 : 6	03:07 : 18:45	0 : 1	1 : 0

1st Period

Action	Time	ET/Res	Team	Type	No	Name	(G)	Name of Assistant(s) / Action Description
GK	00:00		KAZ		1	RAUSHANOVA A		- Goalkeeper in
GK	00:00		USA		30	NOSANOV C		- Goalkeeper in
Penalty	05:09	07:09	KAZ	2 min.	8	FUX A		- Interference
Penalty	09:06	11:06	KAZ	2 min.	19	FELZINK K		- Illegal Hit
Penalty	11:11	13:11	KAZ	2 min.	15	NURGALIYEVA G		- Slashing
Penalty	15:19	17:19	USA	2 min.	17	MOONEY K		- Hooking
Penalty	18:23	20:23	KAZ	2 min.	2	MOLDABAY D		- Tripping
Goal	18:53	1 : 0	KAZ	SH1	11	TUKHTIYEVA Z	(2)	On Ice KAZ 1 8 11 14 15 USA 30 2 15 16 18 25
Time-out	18:53		KAZ					

2nd Period

Action	Time	ET/Res	Team	Type	No	Name	(G)	Name of Assistant(s) / Action Description
Penalty	20:32	22:32	KAZ	2 min.	-	Team penalty		- Too Many Men / Served by: 3 TURSNOVA M
Goal	25:17	2 : 0	KAZ	EQ	12	RYSPEK M	(2)	On Ice KAZ 1 2 4 6 12 13 USA 30 3 8 15 18 22
Penalty	26:20	28:20	KAZ	2 min.	14	KALIULLA A		- Illegal Hit
Goal	34:57	2 : 1	USA	EQ	25	AUGUSTINE K	(1)	On Ice KAZ 1 2 8 11 15 19 USA 30 2 7 11 17 25
Penalty	36:11	38:11	USA	2 min.	8	LABOSSIÈRE C		- Delaying the Game
Penalty	37:18	39:18	KAZ	2 min.	12	RYSPEK M		- High Sticking

3rd Period

Action	Time	ET/Res	Team	Type	No	Name	(G)	Name of Assistant(s) / Action Description
Penalty	45:56	47:56	USA	2 min.	16	WILLIAMS H		- Roughing
Penalty	45:56	47:56	KAZ	2 min.	3	TURSNOVA M		- Roughing
Penalty	48:56	50:56	KAZ	2 min.	6	KHAMIMULDINOVA A		- Tripping
Penalty	53:26	55:26	KAZ	2 min.	4	ASHIMOVA P		- Illegal Hit
Goal	57:23	2 : 2	USA	EQ	16	WILLIAMS H	(2)	On Ice KAZ 1 2 4 6 12 13 USA 30 9 11 15 16 18
GK	59:56		USA					30 NOSANOV C - Goalkeeper out

Overtime

Action	Time	ET/Res	Team	Type	No	Name	(G)	Name of Assistant(s) / Action Description
GK	60:00		USA		30	NOSANOV C		- Goalkeeper in
Penalty	61:08	62:46	KAZ	2 min.	15	NURGALIYEVA G		- Tripping
Goal	62:46	2 : 3	USA	PP1	15	FORD E	(2)	On Ice KAZ 1 2 3 8 USA 30 6 9 15 16
GK	62:46		KAZ					1 RAUSHANOVA A - Goalkeeper out
GK	62:46		USA					30 NOSANOV C - Goalkeeper out



Goalkeeper Records

Team : KAZ - Kazakhstan

Team : USA - United States of America

No	Name	SOG	SVS	MIP
1	RAUSHANOVA Aizhan	44	41	62:46
20	MOZHAYEVA Tatyana			

No	Name	SOG	SVS	MIP
30	NOSANOV Caitlin	25	23	62:42
1	BARLOW Maria			

Game Statistics

Team : KAZ (blue)

Head Coach :

No	Pos	Name	G	A	P	PIM	FO+	FO-	FO+/-	FO%	Shots on Goal					+/-
											1	2	3	OT	TS	
2	D	MOLDABAY Dariya	0	0	0	2	0	0	0	0.00	1	1	0	0	2	-1
3	F	TURSYNOVA Madina	0	0	0	2	0	0	0	0.00	0	0	0	0	0	0
6	D	KHAMIMULDINOVA Azhar	0	0	0	2	0	0	0	0.00	2	0	2	0	4	0
8	F	FUX Alena +A	0	0	0	2	2	5	-3	28.57	0	1	5	0	6	0
11	F	TUKHTIYEVA Zarina +C	1	0	1	0	12	22	-10	35.29	3	1	3	0	7	0
4	F	ASHIMOVA Pernesh	0	0	0	2	0	2	-2	0.00	0	0	0	0	0	0
7	D	KUZNETSOVA Sofia	0	0	0	0	0	0	0	0.00	0	0	0	0	0	0
10	F	SHEGEBAYEVA Aray	0	0	0	0	5	5	0	50.00	0	0	0	0	0	0
12	F	RYSPEK Meruyert	1	0	1	2	2	3	-1	40.00	2	3	0	0	5	0
15	D	NURGALIYEVA Galiya +A	0	0	0	4	0	0	0	0.00	0	0	1	0	1	0
9	F	FILIMONOVA Nadezhda	0	0	0	0	0	0	0	0.00	0	0	0	0	0	0
13	F	LIKHAUS Tatyana	0	0	0	0	5	7	-2	41.67	0	0	0	0	0	0
14	F	KALIULLA Aiya	0	0	0	2	0	0	0	0.00	0	0	0	0	0	+1
19	F	FELZINK Karina	0	0	0	2	0	2	-2	0.00	0	0	0	0	0	-1
21	D	TULEUBAYEVA Assem	0	0	0	0	0	0	0	0.00	0	0	0	0	0	0
16	F	RAMAZANOVA Elvira	0	0	0	0	0	0	0	0.00	0	0	0	0	0	0
17	F	URPEKBAYEVA Saltanat	0	0	0	0	0	0	0	0.00	0	0	0	0	0	0
18	D	MYNGZHASSAROVA Lazzat	0	0	0	0	0	0	0	0.00	0	0	0	0	0	0
22	F	OLZHABAYEVA Aida	0	0	0	0	0	0	0	0.00	0	0	0	0	0	0
24	D	NURMUKHAMBETOVA Svetlana	0	0	0	0	0	0	0	0.00	0	0	0	0	0	0
1	GK	RAUSHANOVA Aizhan	0	0	0	0					0	0	0	0	0	
20	GK	MOZHAYEVA Tatyana	0	0	0	0					0	0	0	0	0	
Total			2	0	2	20	26	46	-20	36.11	8	6	11	0	25	

Team : USA (white)

Head Coach :

No	Pos	Name	G	A	P	PIM	FO+	FO-	FO+/-	FO%	Shots on Goal					+/-
											1	2	3	OT	TS	
2	D	HARRINGTON Paige +A	0	0	0	0	0	0	0	0.00	2	0	0	0	2	0
7	D	ANTOS Amanda	0	0	0	0	0	0	0	0.00	0	0	0	0	0	+1
14	F	ABROMSON Amanda	0	0	0	0	5	4	1	55.56	1	0	1	0	2	0
19	F	MYERS Kendra	0	0	0	0	5	3	2	62.50	0	0	0	0	0	0
23	F	CATLOW Cassandra	0	0	0	0	1	0	1	100.00	1	0	0	0	1	0
4	D	ROBISON Corey	0	0	0	0	0	0	0	0.00	0	0	0	0	0	0
9	D	SMIDDY Madison	0	1	1	0	0	0	0	0.00	1	1	0	1	3	+1
10	F	BOOTH Rachael	0	0	0	0	0	0	0	0.00	0	3	1	0	4	0
12	F	CHALIFOUX Eleanor	0	0	0	0	0	0	0	0.00	0	0	0	0	0	0
16	F	WILLIAMS Hayley +A	1	0	1	2	19	7	12	73.08	2	1	4	2	9	0
3	D	BORTOLUSSI Victoria	0	0	0	0	0	0	0	0.00	1	0	0	0	1	-1
8	D	LABOSSIERE Caleigh	0	1	1	2	0	0	0	0.00	1	0	0	0	1	-1
15	F	FORD Emily	1	0	1	0	5	1	4	83.33	0	4	1	3	8	-1
18	F	O NEIL Molly	0	0	0	0	0	1	-1	0.00	0	0	1	0	1	-1
22	F	LEVESQUE Kristen	0	0	0	0	0	0	0	0.00	1	0	1	0	2	-1
5	D	McGRATH Morgan	0	0	0	0	0	0	0	0.00	0	0	0	0	0	0
6	D	THOMAS Whitney	0	0	0	0	0	0	0	0.00	0	0	0	0	0	0
11	F	KORZON Monica +C	0	0	0	0	2	2	0	50.00	0	0	0	0	0	+2
17	F	MOONEY Kaley	0	1	1	2	0	0	0	0.00	1	1	2	0	4	+1
25	F	AUGUSTINE Katelyn	1	0	1	0	9	8	1	52.94	2	2	0	2	6	0
1	GK	BARLOW Maria	0	0	0	0					0	0	0	0	0	

Timing and Results provided by 



Head Coach :

No	Pos	Name	G	A	P	PIM	FO+	FO-	FO+/-	FO%	Shots on Goal					+/-
											1	2	3	OT	TS	
30	GK	NOSANOV Caitlin	0	0	0	0					0	0	0	0	0	
Total			3	3	6	6	46	26	20	63.89	13	12	11	8	44	

Classifications (5-7)

R	Team	GP	W	OTW	OTL	L	GDF	GF : GA	PTS
1	USA	1	0	1	0	0	+1	3 : 2	2
2	KAZ	1	0	0	1	0	-1	2 : 3	1
-	ESP	0							

	ESP	KAZ	USA
ESP	*****	THU 12 FEB 13:30	FRI 13 FEB 13:30
KAZ	THU 12 FEB 13:30	*****	2:3
USA	FRI 13 FEB 13:30	3:2	*****

LEGEND

(G) Goals in tournament	* does not count for Plus/minus	+/- Plus/minus net	+A Assistant captain
+C Captain	A Assists	D Defence	EQ Equal strength
ET/Res Penalty end time/Result of game	F Forward	FO- Face-offs lost	FO% Face-offs won as percentage
FO+ Face-offs won	FO+/- Face-offs net	G Goals	GA Goals against
GDF Goal difference	GF Goals for	GK Goalkeeper	GP Games played
L Losses	MIP Minutes in play (GK)	No Jersey number	OT Overtime
OTL Overtime losses	OTW Overtime wins	P Points	PIM Penalties in minutes
Pos Position	PP1 Power play - 1 player	PPG Power play goals	PTS Points
R Rank	SH1 Shorthanded - 1 player	SHG Shorthanded goals	SOG Shots on goal
SVS Saves	TPP Time on power play	TS Total shots	W Wins



Shot Chart

KAZ - USA

Shots by KAZ

Goals (o): 1 SSG (+): 7
SSP (-): 4 SPG (-): 5



GK 30 of USA

Shots by USA

Goals (o): 1 SSG (+): 11
SSP (-): 6 SPG (-): 5



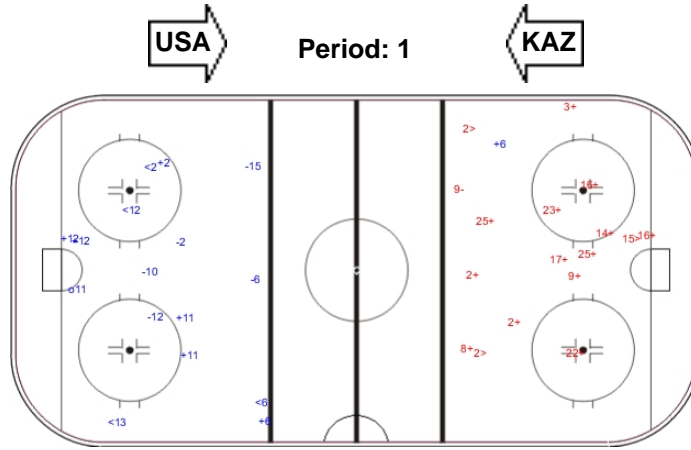
GK 1 of KAZ

Shots by KAZ

Goals (o): 0 SSG (+): 11
SSP (-): 6 SPG (-): 3



GK 30 of USA



Shots by USA


Goals (o): 0 SSG (+): 13
SSP (-): 3 SPG (-): 1



GK 1 of KAZ

Shots by KAZ

Goals (o): 1 SSG (+): 9
SSP (-): 0 SPG (-): 3



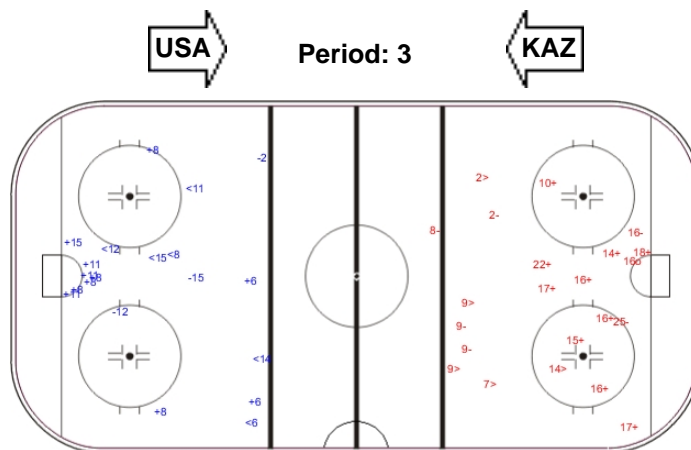
GK 30 of USA

Shots by USA

Goals (o): 1 SSG (+): 10
SSP (-): 5 SPG (-): 6



GK 1 of KAZ





Shots by KAZ

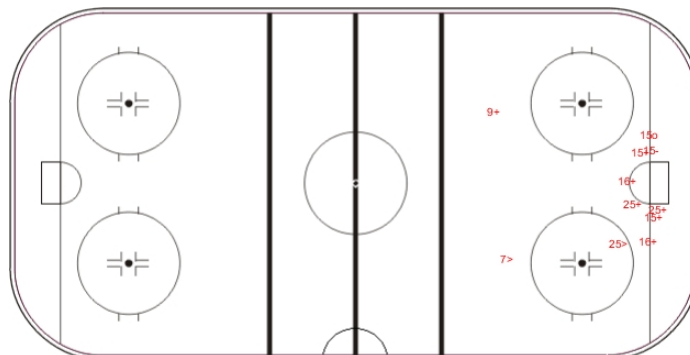
Goals (o): 0 SSG (+): 0
SSP (<): 0 SPG (-): 0



GK 30 of USA



Overtime



Shots by USA

Goals (o): 1 SSG (+): 7
SSP (>): 2 SPG (-): 1



GK 1 of KAZ

LEGEND

GK Goalkeeper **SPG** Shots past goal **SSG** Shots saved by goalkeeper **SSP** Shots saved by player

Timing and Results provided by **TISSOT**



Face-off Chart

KAZ - USA

PERIOD 1

	KAZ		USA		KAZ		USA		
	Def. zone	Att. zone	Neutral zone		Att. zone	Def. zone			
	- 13	+ 15	- 11	+ 19	- 11	+ 25			Total wins all zones
	+ 11	- 19	+ 10	- 16	+ 10	- 16			
	- 10	+ 16	- 8	+ 16	- 11	+ 11			
	- 19	+ 14	- 11	+ 14	+ 10	- 16			
	+ 8	- 14			+ 11	- 11			
	- 8	+ 16							
	- 19	+ 14							
	- 8	+ 16							
	- 8	+ 16							
	- 10	+ 16							
	- 11	+ 25							
	+ 11	- 19							
	- 12	+ 16							
	+ 11	- 18							
Total wins / period	4 / 29%	10 / 71%	1 / 25%	3 / 75%	3 / 60%	2 / 40%	Total wins all zones		
							KAZ	USA	
							8 / 35%	15 / 65%	

PERIOD 2

	KAZ		USA		KAZ		USA			
	Def. zone	Att. zone	Neutral zone		Att. zone	Def. zone				
	- 11	+ 19	+ 11	- 14	- 10	+ 19			Total wins all zones	
	- 13	+ 25	- 10	+ 15	+ 13	- 11				
	+ 11	- 16	+ 8	- 25	- 11	+ 16				
	- 13	+ 15	- 11	+ 25	+ 10	- 16				
	- 11	+ 16								
	- 11	+ 19								
	- 4	+ 15								
	+ 13	- 15								
	+ 11	- 25								
	- 11	+ 15								
	- 11	+ 23								
Total wins / period	3 / 27%	8 / 73%	2 / 50%	2 / 50%	2 / 50%	2 / 50%	Total wins all zones			
							KAZ	USA		
							7 / 37%	12 / 63%		

PERIOD 3

	KAZ		USA		KAZ		USA		
	Def. zone	Att. zone	Neutral zone		Att. zone	Def. zone			
	+ 10	- 16	- 11	+ 25	+ 11	- 25			Total wins all zones
	- 8	+ 16	- 11	+ 16	+ 12	- 14			
	- 10	+ 25	- 13	+ 16	+ 11	- 25			
	- 4	+ 11	- 12	+ 19	- 13	+ 16			
	- 12	+ 16	+ 11	- 14	- 13	+ 25			
	+ 12	- 19	+ 11	- 25					
	- 11	+ 25	- 11	+ 16					
	- 11	+ 14							
	- 11	+ 14							
	- 13	+ 16							
Total wins / period	10 / 36%	18 / 64%							



+ 13	- 16				
+ 13	- 25				
- 11	+ 16				
- 11	+ 16				
+ 13	- 25				
- 11	+ 16				
5 / 31%	11 / 69%	2 / 29%	5 / 71%	3 / 60%	2 / 40%

OVERTIME

	KAZ		USA		
	Def. zone	Att. zone	Neutral zone	Neutral zone	
	- 11	+ 25	+ 11	- 25	
Total wins / period	0 / 0%	1 / 100%	1 / 100%	0 / 0%	

Total wins all zones	
KAZ	USA
1 / 50%	1 / 50%

TOTAL

	KAZ		USA		
	Def. zone	Att. zone	Neutral zone	Neutral zone	
	12 / 29%	30 / 71%	6 / 38%	10 / 62%	
Total wins / game	12 / 29%	30 / 71%	6 / 38%	10 / 62%	

Total wins all zones	
KAZ	USA
26 / 36%	46 / 64%



HEAD TO HEAD

		USA												
	No.	11	14	15	16	18	19	23	25	Tot	wins KAZ	Dz	Nz	Az
KAZ	4	0 - 1		0 - 1						2	0 0%	0 0%		
	8		1 - 0		0 - 5				1 - 0	7	2 29%	1 20%	1 50%	
	10			0 - 1	5 - 2		0 - 1		0 - 1	10	5 50%	1 25%	1 50%	3 75%
	11	1 - 1	2 - 3	0 - 1	1 - 7	1 - 0	2 - 3	0 - 1	5 - 6	34	12 35%	5 28%	4 40%	3 50%
	12		1 - 0		0 - 2		1 - 1			5	2 40%	1 33%	0 0%	1 100%
	13	1 - 0		1 - 2	1 - 3				2 - 2	12	5 42%	4 50%	0 0%	1 33%
	19		0 - 2							2	0 0%	0 0%		
	Tot	4	9	6	26	1	8	1	17	72	26 36%	12 29%	6 38%	8 57%
	wins USA	2 50%	5 56%	5 83%	19 73%	0 0%	5 63%	1 100%	9 53%	46 64%				
	Dz	1 33%	0 0%		2 40%		1 100%		2 50%	6 43%				
	Nz		1 33%	1 100%	4 80%		2 100%		2 40%	10 62%				
	Az	1 100%	4 80%	4 80%	13 81%	0 0%	2 40%	1 100%	5 63%	30 71%				

LEGEND

Az Attacking zone **Dz** Defending zone **Nz** Neutral zone **Tot** Total face-offs played

Timing and Results provided by **TISSOT**



Game Roster

ESP - KAZ

Referee(s)

HARBITZ-RASMUSSEN Elise (NOR)

Linesmen

SAUER Caroline (GER) , STEWART Brienne (USA)

Goalkeepers

Team: ESP

No	Name	GP	MIP	GA	SVS	SOG	SVS%	GAA
1	ALVARADO Carlota	3	126:37	21	132	153	86.27	9.95
20	TEDONE Oihane	3	53:23	11	40	51	78.43	12.36

Team Roster

Team: ESP (black)

No	Pos	Name	GP	G	A	PTS	PIM	+/-
1	GK	ALVARADO Carlota	3	0	0	0	0	
2	D	GARCIA-LORENZANA Isabel	3	0	0	0	0	-2
3	D	FABO Mireya	3	0	0	0	0	0
4	D	SAINZ Luna +A	3	0	0	0	0	-9
5	D	ORTIZ Gemma	3	0	0	0	0	-9
6	F	GARCIA Patricia	3	0	0	0	0	-7
7	F	REBOLLEDO Laura	3	0	0	0	0	-8
8	F	ESTIRADO Patricia	3	0	0	0	0	0
10	F	de la POMPA Claudia	3	0	0	0	4	-7
11	D	CASTILLEJO Ana	3	0	0	0	2	-14
12	D	ALVAREZ Raquel	3	0	0	0	2	-5
13	D	RAVENTOS Jana	3	0	0	0	0	-6
14	D	ABRISQUETA Leticia	3	0	1	1	8	-9
15	F	SENAC Irene	3	0	0	0	2	-6
16	D	ALMENDRO Ines	3	0	0	0	2	-7
18	D	ABRISQUETA Vanesa +C	3	1	0	1	4	-10
20	GK	TEDONE Oihane	3	0	0	0	0	
21	D	RIVERA Carmen	1	0	0	0	0	0
22	D	GRANDE Tamara	3	0	0	0	2	-6
23	F	CALERO Alba +A	3	0	0	0	2	-10
24	D	ALVAREZ Elena	3	0	0	0	4	-9

Head Coach: GORDOVIL BARTOLL Carlos

Team: KAZ

No	Name	GP	MIP	GA	SVS	SOG	SVS%	GAA
1	RAUSHANOVA Aizhan	3	182:46	22	151	173	87.28	7.22
20	MOZHAYEVA Tatyana	3	00:00	0	0	0	0.00	0.00


Team: KAZ (white)

No	Pos	Name	GP	G	A	PTS	PIM	+/-
1	GK	RAUSHANOVA Aizhan	3	0	0	0	0	
2	D	MOLDABAY Dariya	3	0	0	0	4	-4
3	F	TURSYNOVA Madina	3	0	0	0	2	-4
4	F	ASHIMOVA Pernesh	3	0	0	0	4	-3
6	D	KHAMIMULDINOVA Azhar	3	0	0	0	10	-2
7	D	KUZNETSOVA Sofia	3	0	0	0	0	-2
8	F	FUX Alena +A	3	0	1	1	2	-5
9	F	FILIMONOVA Nadezhda	3	0	0	0	0	-1
10	F	SHEGEBAYEVA Aray	3	0	0	0	0	-5
11	F	TUKHTIYEVA Zarina +C	3	2	0	2	4	-4
12	F	RYSPEK Meruyert	3	2	0	2	4	-5
13	F	LIKHAUS Tatyana	3	0	0	0	0	-3
14	F	KALIULLA Aiya	3	0	0	0	2	+1
15	D	NURGALIYEVA Galiya +A	3	0	0	0	4	-9
16	F	RAMAZANOVA Elvira	3	0	0	0	0	0
17	F	URPEKBAYEVA Saltanat	3	0	0	0	0	-1
18	D	MYNGZHASSAROVA Lazzat	3	0	0	0	0	0
19	F	FELZINK Karina	3	0	0	0	2	-6
20	GK	MOZHAYEVA Tatyana	3	0	0	0	0	
21	D	TULEUBAYEVA Assem	3	0	0	0	0	-7
22	F	OLZHABAYEVA Aida	3	0	0	0	0	-1
24	D	NURMUKHAMBETOVA Svetlana	3	0	0	0	0	0
29	F	SHANSHINA Kristina	0	0	0	0	0	0

Head Coach: MALTSEV Alexander

LEGEND

A Assists	D Defence	F Forward	G Goals
GA Goals against	GAA Goals against as average per 60 minutes	GK Goalkeeper	GP Games played
MIP Minutes and seconds played	No Jersey number	PIM Penalties in minutes	Pos Position
PTS Points	SOG Shots on goal	SVS Saves	SVS% Saves in percentage
+/- Plus/minus net	+A Assistant captain	+C Captain	

Timing and Results provided by 



Line-ups

ESP - KAZ

Referee(s)

HARBITZ-RASMUSSEN Elise (NOR)

Linesmen

SAUER Caroline (GER) , STEWART Brienne (USA)

Goalkeepers

Team: ESP

No Name

1 ALVARADO Carlota
20 TEDONE Oihane

Team Line-ups

Team: ESP (black)

No Pos Name

5	D	ORTIZ Gemma
11	D	CASTILLEJO Ana
14	D	ABRISQUETA Leticia
18	D	ABRISQUETA Vanesa +C
23	F	CALERO Alba +A
4	D	SAINZ Luna +A
24	D	ALVAREZ Elena
6	F	GARCIA Patricia
10	F	de la POMPA Claudia
15	F	SENAC Irene
12	D	ALVAREZ Raquel
13	D	RAVENTOS Jana
16	D	ALMENDRO Ines
22	D	GRANDE Tamara
7	F	REBOLLEDO Laura
2	D	GARCIA-LORENZANA Isabel
3	D	FABO Mireya
8	F	ESTIRADO Patricia

Head Coach: GORDOVIL BARTOLL Carlos

NOT DRESSED:

21 D RIVERA Carmen

Team: KAZ

No Name

1 RAUSHANOVA Aizhan
20 MOZHAYEVA Tatyana

Team: KAZ (white)

No Pos Name

2	D	MOLDABAY Dariya
6	D	KHAMIMULDINOVA Azhar
3	F	TURSYNOVA Madina
8	F	FUX Alena +A
11	F	TUKHTIYEVA Zarina +C
15	D	NURGALIYEVA Galiya +A
4	F	ASHIMOVA Pernesh
9	F	FILIMONOVA Nadezhda
12	F	RYSPEK Meruyert
14	F	KALIULLA Aiya
7	D	KUZNETSOVA Sofia
18	D	MYNGZHASSAROVA Lazzat
21	D	TULEUBAYEVA Assem
16	F	RAMAZANOVA Elvira
22	F	OLZHABAYEVA Aida
24	D	NURMUKHAMBETOVA Svetlana
13	F	LIKHAUS Tatyana
17	F	URPEKBAYEVA Saltanat
19	F	FELZINK Karina

Head Coach: MALTSEV Alexander

NOT DRESSED:

10 F SHEGEBAYEVA Aray
29 F SHANSHINA Kristina

LEGEND

D	Defence	F	Forward	No	Jersey number	Pos	Position
+A	Assistant captain	+C	Captain				

Timing and Results provided by **TISSOT**



Graphical Line-ups

ESP - KAZ

Referee(s)

HARBITZ-RASMUSSEN Elise (NOR)

Linesmen

SAUER Caroline (GER) , STEWART Brienne (USA)

Team: ESP - Spain (black)

Head Coach: GORDOVIL BARTOLL Carlos

S1	1 ALVARADO Carlota				
	20 TEDONE Oihane				
S3	18 ABRISQUETA Vanesa +C	S2	5 ORTIZ Gemma		
S6	23 CALERO Alba +A	S4	11 CASTILLEJO Ana	S5	14 ABRISQUETA Leticia
	24 ALVAREZ Elena		4 SAINZ Luna +A		
	10 de la POMPA Claudia		6 GARCIA Patricia		15 SENAC Irene
	22 GRANDE Tamara		12 ALVAREZ Raquel		
	16 ALMENDRO Ines		13 RAVENTOS Jana		7 REBOLLEDO Laura
	8 ESTIRADO Patricia				
	3 FABO Mireya				2 GARCIA-LORENZANA Isabel

Team: KAZ - Kazakhstan (white)

Head Coach: MALTSEV Alexander

	1 RAUSHANOVA Aizhan				
S1	20 MOZHAYEVA Tatyana				
S2	2 MOLDABAY Dariya	S3	6 KHAMIMULDINOVA Azhar		
S4	3 TURSINOVA Madina	S6	11 TUKHTIYEVA Zarina +C	S5	8 FUX Alena +A
	15 NURGALIYEVA Galiya +A		14 KALIULLA Aiya		
	12 RYSPEK Meruyert		9 FILIMONOVA Nadezhda		4 ASHIKOVA Pernesh
	21 TULEUBAYEVA Assem		7 KUZNETSOVA Sofia		
	22 OLZHABAYEVA Aida		16 RAMAZANOVA Elvira		18 MYNGZHASSAROVA Lazzat
	24 NURMUKHAMBETOVA Svetlana		17 URPEKBAYEVA Saltanat		
	19 FELZINK Karina				13 LIKHAUS Tatyana

LEGEND

Sn Starting position

+A Assistant captain

+C Captain

Timing and Results provided by **TISSOT**



Game Summary

ESP - KAZ 0 - 10 (0 - 4 , 0 - 2 , 0 - 4)

Spectators	Referee(s)	Linesmen
60	HARBITZ-RASMUSSEN Elise (NOR)	SAUER Caroline (GER) , STEWART Brienne (USA)

Team Statistics

Period	Score	SVS	SOG	PIM	TPP	PPG	SHG
1	0 : 4	12 : 1	1 : 16	2 : 2	02:00 : 01:18	0 : 0	0 : 0
2	0 : 2	13 : 5	5 : 15	4 : 2	01:27 : 04:09	0 : 0	0 : 0
3	0 : 4	17 : 1	1 : 21	6 : 4	03:14 : 05:14	0 : 0	0 : 0
Total	0 : 10	42 : 7	7 : 52	12 : 8	06:41 : 10:41	0 : 0	0 : 0

1st Period

Action	Time	ET/Res	Team	Type	No	Name	(G)	Name of Assistant(s) / Action Description
GK	00:00		ESP		1	ALVARADO C		- Goalkeeper in
GK	00:00		KAZ		20	MOZHAYEVA T		- Goalkeeper in
Goal	09:37	0 : 1	KAZ	EQ	16	RAMAZANOVA E	(1)	22 OLZHABAYEVA A On Ice ESP 1 5 11 14 18 23 KAZ 20 2 6 16 18 22
Penalty	10:03	12:03	KAZ	2 min.	22	OLZHABAYEVA A		- Hooking
Goal	12:43	0 : 2	KAZ	EQ	11	TUKHTIYEVA Z	(3)	On Ice ESP 1 5 11 14 18 23 KAZ 20 2 6 11 13 19
Goal	14:15	0 : 3	KAZ	EQ	8	FUX A	(1)	11 TUKHTIYEVA Z On Ice ESP 1 2 6 7 12 22 KAZ 20 3 7 8 11 21
Goal	16:45	0 : 4	KAZ	EQ	11	TUKHTIYEVA Z	(4)	On Ice ESP 1 5 11 14 18 23 KAZ 20 11 13 14 15 19
Penalty	18:42	20:42	ESP	2 min.	10	de la POMPA C		- Holding an opponent

2nd Period

Action	Time	ET/Res	Team	Type	No	Name	(G)	Name of Assistant(s) / Action Description
Goal	24:49	0 : 5	KAZ	EQ	11	TUKHTIYEVA Z	(5)	On Ice ESP 1 7 12 13 16 22 KAZ 20 2 3 6 8 11
Penalty	26:15	28:15	ESP	2 min.	14	ABRISQUETA L		- Slashing
Penalty	32:03	34:03	ESP	2 min.	14	ABRISQUETA L		- Hooking
Penalty	33:30	35:30	KAZ	2 min.	4	ASHIMOVA P		- Charging
Goal	33:46	0 : 6	KAZ	EQ	8	FUX A	(2)	11 TUKHTIYEVA Z On Ice ESP 1 4 10 13 24 KAZ 20 2 6 8 11

3rd Period

Action	Time	ET/Res	Team	Type	No	Name	(G)	Name of Assistant(s) / Action Description
Goal	43:50	0 : 7	KAZ	EQ	4	ASHIMOVA P	(1)	8 FUX A On Ice ESP 1 7 12 13 16 22 11 TUKHTIYEVA Z KAZ 20 4 8 11 14 15
Penalty	48:21	50:21	KAZ	2 min.	3	TURSYNOVA M		- Interference
Penalty	50:42	52:42	ESP	2 min.	14	ABRISQUETA L		- Cross-Checking
Penalty	53:15	55:15	KAZ	2 min.	12	RYSPEK M		- Hooking
Penalty	54:29	56:29	ESP	2 min.	14	ABRISQUETA L		- Illegal Hit
Goal	56:58	0 : 8	KAZ	EQ	12	RYSPEK M	(3)	3 TURSYNOVA M On Ice ESP 1 2 4 6 10 24 KAZ 20 3 12 14 15 16
Penalty	57:31	59:31	ESP	2 min.	24	ALVAREZ E		- Interference
Goal	59:44	0 : 9	KAZ	EQ	3	TURSYNOVA M	(1)	16 RAMAZANOVA E On Ice ESP 1 10 12 13 22 24 KAZ 20 2 3 12 15 16
Goal	59:59	0 : 10	KAZ	EQ	8	FUX A	(3)	9 FILIMONOVA N On Ice ESP 1 10 12 13 22 24 11 TUKHTIYEVA Z KAZ 20 2 3 6 8 11
GK	60:00		ESP					1 ALVARADO C - Goalkeeper out
GK	60:00		KAZ					20 MOZHAYEVA T - Goalkeeper out



Goalkeeper Records

Team : ESP - Spain

Team : KAZ - Kazakhstan

No	Name	SOG	SVS	MIP
1	ALVARADO Carlota	52	42	60:00
20	TEDONE Oihane			

No	Name	SOG	SVS	MIP
20	MOZHAYEVA Tatyana	7	7	60:00
1	RAUSHANOVA Aizhan			

Game Statistics

Team : ESP (black)

Head Coach : GORDOVIL BARTOLL Carlos

No	Pos	Name	G	A	P	PIM	FO+	FO-	FO+/-	FO%	Shots on Goal					+/-
											1	2	3	OT	TS	
5	D	ORTIZ Gemma	0	0	0	0	0	0	0	0.00	0	1	0		1	-3
11	D	CASTILLEJO Ana	0	0	0	0	13	8	5	61.90	0	1	0		1	-3
14	D	ABRISQUETA Leticia	0	0	0	8	0	1	-1	0.00	0	1	0		1	-3
18	D	ABRISQUETA Vanesa +C	0	0	0	0	0	0	0	0.00	0	0	1		1	-3
23	F	CALERO Alba +A	0	0	0	0	0	2	-2	0.00	0	1	0		1	-3
4	D	SAINZ Luna +A	0	0	0	0	0	0	0	0.00	0	0	0		0	-2
6	F	GARCIA Patricia	0	0	0	0	3	13	-10	18.75	0	0	0		0	-2
10	F	de la POMPA Claudia	0	0	0	2	3	2	1	60.00	0	0	0		0	-4
15	F	SENAC Irene	0	0	0	0	0	0	0	0.00	0	0	0		0	0
24	D	ALVAREZ Elena	0	0	0	2	0	0	0	0.00	0	0	0		0	-4
7	F	REBOLLEDO Laura	0	0	0	0	0	0	0	0.00	0	1	0		1	-3
12	D	ALVAREZ Raquel	0	0	0	0	0	0	0	0.00	0	0	0		0	-5
13	D	RAVENTOS Jana	0	0	0	0	1	12	-11	7.69	0	0	0		0	-5
16	D	ALMENDRO Ines	0	0	0	0	0	0	0	0.00	1	0	0		1	-2
22	D	GRANDE Tamara	0	0	0	0	0	0	0	0.00	0	0	0		0	-5
2	D	GARCIA-LORENZANA Isabel	0	0	0	0	0	1	-1	0.00	0	0	0		0	-2
3	D	FABO Mireya	0	0	0	0	0	0	0	0.00	0	0	0		0	0
8	F	ESTIRADO Patricia	0	0	0	0	0	0	0	0.00	0	0	0		0	0
1	GK	ALVARADO Carlota	0	0	0	0	0	0	0	0.00	0	0	0		0	0
20	GK	TEDONE Oihane	0	0	0	0	0	0	0	0.00	0	0	0		0	0
Total			0	0	0	12	20	39	-19	33.90	1	5	1		7	

Team : KAZ (white)

Head Coach : MALTSEV Alexander

No	Pos	Name	G	A	P	PIM	FO+	FO-	FO+/-	FO%	Shots on Goal					+/-
											1	2	3	OT	TS	
2	D	MOLDABAY Dariya	0	0	0	0	0	0	0	0.00	1	1	3		5	+6
3	F	TURSYNOVA Madina	1	1	2	2	3	2	1	60.00	3	1	2		6	+5
6	D	KHAMIMULDINOVA Azhar	0	0	0	0	0	0	0	0.00	0	0	3		3	+5
8	F	FUX Alena +A	3	1	4	0	0	0	0	0.00	2	1	2		5	+5
11	F	TUKHTIYEVA Zarina +C	3	4	7	0	20	10	10	66.67	4	5	6		15	+7
4	F	ASHIMOVA Pernesh	1	0	1	2	0	0	0	0.00	0	0	1		1	+1
9	F	FILIMONOVA Nadezhda	0	1	1	0	4	2	2	66.67	0	0	0		0	0
12	F	RYSPEK Meruyert	1	0	1	2	1	1	0	50.00	1	2	1		4	+2
14	F	KALIULLA Aiya	0	0	0	0	0	0	0	0.00	1	1	0		2	+3
15	D	NURGALIYEVA Galiya +A	0	0	0	0	0	0	0	0.00	0	1	1		2	+4
7	D	KUZNETSOVA Sofia	0	0	0	0	0	0	0	0.00	0	0	0		0	+1
16	F	RAMAZANOVA Elvira	1	1	2	0	10	5	5	66.67	3	1	2		6	+3
18	D	MYNGZHASSAROVA Lazzat	0	0	0	0	0	0	0	0.00	0	0	0		0	+1
21	D	TULEUBAYEVA Assem	0	0	0	0	0	0	0	0.00	0	0	0		0	+1
22	F	OLZHABAYEVA Aida	0	1	1	2	0	0	0	0.00	0	0	0		0	+1
13	F	LIKHAUS Tatyana	0	0	0	0	0	0	0	0.00	0	2	0		2	+2
17	F	URPEKBAYEVA Saltanat	0	0	0	0	0	0	0	0.00	0	0	0		0	0
19	F	FELZINK Karina	0	0	0	0	1	0	1	100.00	1	0	0		1	+2
24	D	NURMUKHAMBETOVA Svetlana	0	0	0	0	0	0	0	0.00	0	0	0		0	0
1	GK	RAUSHANOVA Aizhan	0	0	0	0	0	0	0	0.00	0	0	0		0	0
20	GK	MOZHAYEVA Tatyana	0	0	0	0	0	0	0	0.00	0	0	0		0	0
Total			10	9	19	8	39	20	19	66.10	16	15	21		52	

Timing and Results provided by  TISSOT




Classifications (5-7)

R	Team	GP	W	OTW	OTL	L	GDF	GF : GA	PTS
1	KAZ	2	1	0	1	0	+9	12 : 3	4
2	USA	1	0	1	0	0	+1	3 : 2	2
3	ESP	1	0	0	0	1	-10	0 : 10	0

	ESP	KAZ	USA
ESP	*****	0:10	FRI 13 FEB 13:30
KAZ	10:0	*****	2:3
USA	FRI 13 FEB 13:30	3:2	*****

LEGEND

(G) Goals in tournament	+/- Plus/minus net	+A Assistant captain	+C Captain
A Assists	D Defence	EQ Equal strength	ET/Res Penalty end time/Result of game
F Forward	FO- Face-offs lost	FO% Face-offs won as percentage	FO+ Face-offs won
FO+/- Face-offs net	G Goals	GA Goals against	GDF Goal difference
GF Goals for	GK Goalkeeper	GP Games played	L Losses
MIP Minutes in play (GK)	No Jersey number	OT Overtime	OTL Overtime losses
OTW Overtime wins	P Points	PIM Penalties in minutes	Pos Position
PPG Power play goals	PTS Points	R Rank	SHG Shorthanded goals
SOG Shots on goal	SVS Saves	TPP Time on power play	TS Total shots
W Wins			

Timing and Results provided by  TISSOT




Shot Chart

ESP - KAZ

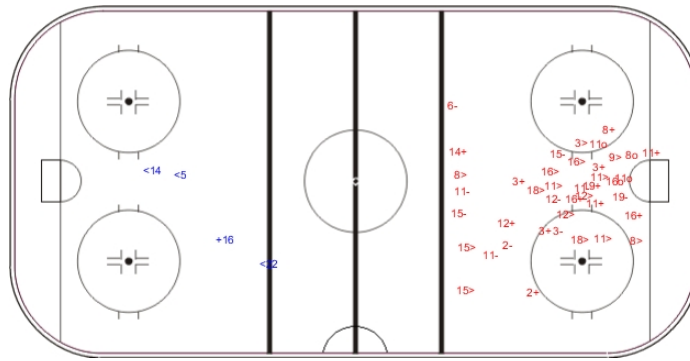
Shots by ESP

Goals (o): 0 SSG (+): 1
SSP (-): 3 SPG (-): 0



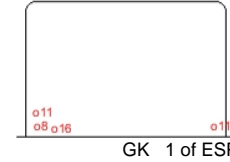
GK 20 of KAZ

KAZ Period: 1 ESP



Shots by KAZ

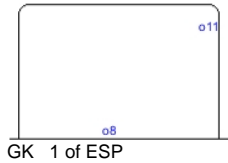
Goals (o): 4 SSG (+): 12
SSP (>): 15 SPG (-): 10



GK 1 of ESP

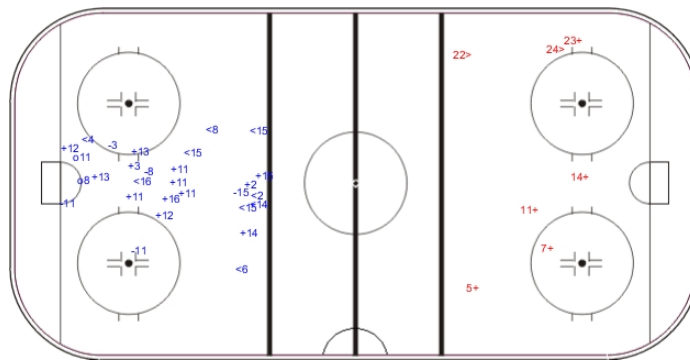
Shots by KAZ

Goals (o): 2 SSG (+): 13
SSP (-): 9 SPG (-): 5



GK 1 of ESP

ESP Period: 2 KAZ



Shots by ESP


Goals (o): 0 SSG (+): 5
SSP (>): 2 SPG (-): 0



GK 20 of KAZ

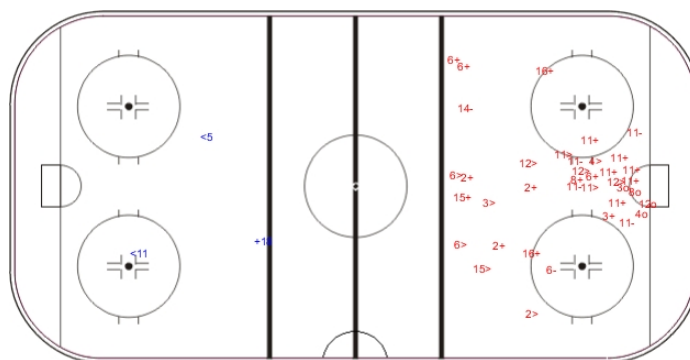
Shots by ESP

Goals (o): 0 SSG (+): 1
SSP (-): 2 SPG (-): 0



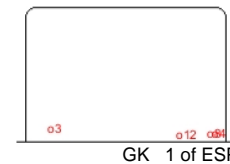
GK 20 of KAZ

KAZ Period: 3 ESP



Shots by KAZ

Goals (o): 4 SSG (+): 17
SSP (>): 11 SPG (-): 6



GK 1 of ESP

LEGEND

GK Goalkeeper **SPG** Shots past goal **SSG** Shots saved by goalkeeper **SSP** Shots saved by player

Timing and Results provided by **TISSOT**



Face-off Chart

ESP - KAZ

PERIOD 1

	ESP		KAZ		ESP		KAZ		Total wins all zones	
	Def. zone	Att. zone	Neutral zone		Att. zone	Def. zone			ESP	KAZ
	+ 11	- 9	+ 11	- 11	+ 11	- 16				
	- 11	+ 11	+ 11	- 16	- 10	+ 11				
	- 2	+ 11	- 13	+ 16	- 6	+ 11				
	- 6	+ 9	- 6	+ 11						
	- 11	+ 16	- 13	+ 16						
	+ 6	- 11								
	- 11	+ 9								
Total wins / period	2 / 29%	5 / 71%	2 / 40%	3 / 60%	1 / 33%	2 / 67%			5 / 33%	10 / 67%

PERIOD 2

	ESP		KAZ		ESP		KAZ		Total wins all zones	
	Def. zone	Att. zone	Neutral zone		Att. zone	Def. zone			ESP	KAZ
	- 13	+ 11	- 14	+ 11	+ 11	- 11				
	- 11	+ 11	- 6	+ 9	+ 13	- 16				
	- 13	+ 11	- 6	+ 16	- 13	+ 11				
	+ 6	- 9	- 13	+ 11	+ 10	- 11				
	- 13	+ 11	+ 11	- 16	+ 11	- 16				
	- 23	+ 3	+ 10	- 11						
	- 6	+ 19								
	- 11	+ 16								
	- 11	+ 16								
	- 6	+ 11								
	- 6	+ 11								
	- 6	+ 11								
	- 13	+ 3								
Total wins / period	1 / 8%	12 / 92%	2 / 33%	4 / 67%	4 / 80%	1 / 20%			7 / 29%	17 / 71%

PERIOD 3

	ESP		KAZ		ESP		KAZ		Total wins all zones	
	Def. zone	Att. zone	Neutral zone		Att. zone	Def. zone			ESP	KAZ
	+ 6	- 12	+ 11	- 11	- 6	+ 3				
	- 13	+ 11	+ 11	- 3	- 6	+ 11				
	- 13	+ 11	- 11	+ 9	- 10	+ 12				
	- 13	+ 16	+ 11	- 3	- 13	+ 11				
	+ 11	- 11	- 6	+ 16	+ 11	- 11				
	+ 10	- 11	+ 11	- 11	- 23	+ 16				
	- 6	+ 16								
	- 11	+ 11								
Total wins / period	3 / 38%	5 / 62%	4 / 67%	2 / 33%	1 / 17%	5 / 83%			8 / 40%	12 / 60%

TOTAL



	ESP	KAZ	ESP	KAZ	ESP	KAZ	Total wins all zones	
	Def. zone	Att. zone	Neutral zone		Att. zone	Def. zone	ESP	KAZ
Total wins / game	6 / 21%	22 / 79%	8 / 47%	9 / 53%	6 / 43%	8 / 57%	20 / 34%	39 / 66%



HEAD TO HEAD

		KAZ						Tot	wins ESP	Dz	Nz	Az
No.		3	9	11	12	16	19					
ESP	2			0 - 1				1	0 0%	0 0%		
	6	0 - 1	1 - 2	1 - 6	1 - 0	0 - 3	0 - 1	16	3 19%	3 33%	0 0%	0 0%
	10			3 - 1	0 - 1			5	3 60%	1 100%	1 100%	1 33%
	11	2 - 0	1 - 2	6 - 3		4 - 3		21	13 62%	2 22%	7 88%	4 100%
	13	0 - 1		0 - 8		1 - 3		13	1 8%	0 0%	0 0%	1 33%
	14			0 - 1				1	0 0%		0 0%	
	23	0 - 1					0 - 1	2	0 0%	0 0%		0 0%
Tot		5	6	30	2	15	1	59	20 34%	6 21%	8 47%	6 43%
wins KAZ		3 60%	4 67%	20 67%	1 50%	10 67%	1 100%	39 66%				
Dz		1 100%		5 63%	1 100%	1 25%		8 57%				
Nz		0 0%	2 100%	3 43%		4 67%		9 53%				
Az		2 100%	2 50%	12 80%	0 0%	5 100%	1 100%	22 79%				

LEGEND

Az Attacking zone **Dz** Defending zone **Nz** Neutral zone **Tot** Total face-offs played

Timing and Results provided by **TISSOT**



Game Roster

USA - ESP

Referee(s)

MALA Gabriela (CZE)

Linesmen

ANDERSSON Liv (SWE) , McGURRY Danielle (CAN)

Goalkeepers

Team: USA

No	Name	GP	MIP	GA	SVS	SOG	SVS%	GAA
1	BARLOW Maria	4	120:00	3	23	26	88.46	1.50
30	NOSANOV Caitlin	4	122:42	6	66	72	91.67	2.93

Team Roster

Team: USA (blue)

No	Pos	Name	GP	G	A	PTS	PIM	+/-
1	GK	BARLOW Maria	4	0	0	0	0	
2	D	HARRINGTON Paige +A	4	0	3	3	4	+1
3	D	BORTOLUSSI Victoria	4	0	0	0	0	0
4	D	ROBISON Corey	4	0	0	0	0	0
5	D	McGRATH Morgan	4	0	0	0	2	-2
6	D	THOMAS Whitney	4	0	1	1	0	+1
7	D	ANTOS Amanda	4	0	0	0	4	+2
8	D	LABOSSIERE Caleigh	4	1	1	2	4	0
9	D	SMIDDY Madison	4	1	2	3	0	+5
10	F	BOOTH Rachael	4	0	0	0	0	0
11	F	KORZON Monica +C	4	0	0	0	0	+3
12	F	CHALIFOUX Eleanor	4	0	0	0	2	0
14	F	ABROMSON Amanda	4	0	3	3	0	0
15	F	FORD Emily	4	2	2	4	2	+1
16	F	WILLIAMS Hayley +A	4	2	2	4	4	+1
17	F	MOONEY Kaley	4	3	1	4	8	+3
18	F	O NEIL Molly	4	3	1	4	6	+1
19	F	MYERS Kendra	4	1	0	1	2	0
22	F	LEVESQUE Kristen	4	0	1	1	0	+1
23	F	CATLOW Cassondra	4	0	0	0	0	0
25	F	AUGUSTINE Katelyn	4	1	2	3	0	+1
30	GK	NOSANOV Caitlin	4	0	0	0	0	

Head Coach: WRIGHT Kristen

Team: ESP

No	Name	GP	MIP	GA	SVS	SOG	SVS%	GAA
1	ALVARADO Carlota	4	186:37	31	174	205	84.88	9.97
20	TEDONE Oihane	4	53:23	11	40	51	78.43	12.36

Team: ESP (yellow)

No	Pos	Name	GP	G	A	PTS	PIM	+/-
1	GK	ALVARADO Carlota	4	0	0	0	0	
2	D	GARCIA-LORENZANA Isabel	4	0	0	0	0	-4
3	D	FABO Mireya	4	0	0	0	0	0
4	D	SAINZ Luna +A	4	0	0	0	0	-11
5	D	ORTIZ Gemma	4	0	0	0	0	-12
6	F	GARCIA Patricia	4	0	0	0	0	-9
7	F	REBOLLEDO Laura	4	0	0	0	0	-11
8	F	ESTIRADO Patricia	4	0	0	0	0	0
10	F	de la POMPA Claudia	4	0	0	0	6	-11
11	D	CASTILLEJO Ana	4	0	0	0	2	-17
12	D	ALVAREZ Raquel	4	0	0	0	2	-10
13	D	RAVENTOS Jana	4	0	0	0	0	-11
14	D	ABRISQUETA Leticia	4	0	1	1	16	-12
15	F	SENAC Irene	4	0	0	0	2	-6
16	D	ALMENDRO Ines	4	0	0	0	2	-9
18	D	ABRISQUETA Vanesa +C	4	1	0	1	4	-13
20	GK	TEDONE Oihane	4	0	0	0	0	
21	D	RIVERA Carmen	1	0	0	0	0	0
22	D	GRANDE Tamara	4	0	0	0	2	-11
23	F	CALERO Alba +A	4	0	0	0	2	-13
24	D	ALVAREZ Elena	4	0	0	0	6	-13

Head Coach: GORDOVIL BARTOLL Carlos

LEGEND

A Assists	D Defence	F Forward	G Goals
GA Goals against	GAA Goals against as average per 60 minutes	GK Goalkeeper	GP Games played
MIP Minutes and seconds played	No Jersey number	PIM Penalties in minutes	Pos Position
PTS Points	SOG Shots on goal	SVS Saves	SVS% Saves in percentage
+/- Plus/minus net	+A Assistant captain	+C Captain	

Timing and Results provided by **TISSOT**



Line-ups

USA - ESP

Referee(s)

MALA Gabriela (CZE)

Goalkeepers

Team: USA

No	Name
30	NOSANOV Caitlin
1	BARLOW Maria

Team Line-ups

Team: USA (blue)

No	Pos	Name
3	D	BORTOLUSSI Victoria
8	D	LABOSSIÈRE Caleigh
14	F	ABROMSON Amanda
19	F	MYERS Kendra
23	F	CATLOW Cassandra
4	D	ROBISON Corey
5	D	McGRATH Morgan
10	F	BOOTH Rachael
12	F	CHALIFOUX Eleanor
25	F	AUGUSTINE Katelyn
2	D	HARRINGTON Paige +A
6	D	THOMAS Whitney
11	F	KORZON Monica +C
15	F	FORD Emily
22	F	LEVESQUE Kristen
7	D	ANTOS Amanda
16	F	WILLIAMS Hayley +A
17	F	MOONEY Kaley

Head Coach: WRIGHT Kristen

NOT DRESSED:

9 D SMIDDY Madison

18 F O NEIL Molly

Linesmen

ANDERSSON Liv (SWE) , McGURRY Danielle (CAN)

Team: ESP

No	Name
1	ALVARADO Carlota
20	TEDONE Oihane

Team: ESP (yellow)

No	Pos	Name
5	D	ORTIZ Gemma
11	D	CASTILLEJO Ana
14	D	ABRISQUETA Leticia
18	D	ABRISQUETA Vanesa +C
23	F	CALERO Alba +A
4	D	SAINZ Luna +A
24	D	ALVAREZ Elena
6	F	GARCIA Patricia
10	F	de la POMPA Claudia
15	F	SENAC Irene
12	D	ALVAREZ Raquel
13	D	RAVENTOS Jana
16	D	ALMENDRO Ines
22	D	GRANDE Tamara
7	F	REBOLLEDO Laura
2	D	GARCIA-LORENZANA Isabel
3	D	FABO Mireya
8	F	ESTIRADO Patricia

Head Coach: GORDOVIL BARTOLL Carlos

NOT DRESSED:

21 D RIVERA Carmen

LEGEND

D Defence

+A Assistant captain

F

Forward

+C

Captain

No

Jersey number

Pos

Position



Graphical Line-ups

USA - ESP

Referee(s)

MALA Gabriela (CZE)

Linesmen

ANDERSSON Liv (SWE) , McGURRY Danielle (CAN)

Team: USA - United States of America (blue)

Head Coach: WRIGHT Kristen

S1	30 NOSANOV Caitlin				
	1 BARLOW Maria				
S2	3 BORTOLUSSI Victoria	S3			
		8 LABOSSIERE Caleigh			
S4	14 ABROMSON Amanda	S6	23 CATLOW Cassandra	S5	19 MYERS Kendra
	5 McGRATH Morgan		4 ROBISON Corey		
	10 BOOTH Rachael		25 AUGUSTINE Katelyn		12 CHALIFOUX Eleanor
	2 HARRINGTON Paige +A		6 THOMAS Whitney		
	22 LEVESQUE Kristen		15 FORD Emily		11 KORZON Monica +C
	7 ANTOS Amanda				
	17 MOONEY Kaley		16 WILLIAMS Hayley +A		

Team: ESP - Spain (yellow)

Head Coach: GORDOVIL BARTOLL Carlos

S1	1 ALVARADO Carlota				
	20 TEDONE Oihane				
S2	5 ORTIZ Gemma	S3	18 ABRISQUETA Vanesa +C		
S5	14 ABRISQUETA Leticia	S4	11 CASTILLEJO Ana	S6	23 CALERO Alba +A
	4 SAINZ Luna +A		24 ALVAREZ Elena		
	10 de la POMPA Claudia		6 GARCIA Patricia		15 SENAC Irene
	12 ALVAREZ Raquel		22 GRANDE Tamara		
	7 REBOLLEDO Laura		13 RAVENTOS Jana		16 ALMENDRO Ines
	8 ESTIRADO Patricia		3 FABO Mireya		2 GARCIA-LORENZANA Isabel

LEGEND

Sn Starting position

+A Assistant captain

+C Captain

Timing and Results provided by **TISSOT**



Game Summary

USA - ESP 9 - 0 (2 - 0 , 4 - 0 , 3 - 0)

Spectators	Referee(s)	Linesmen
300	MALA Gabriela (CZE)	ANDERSSON Liv (SWE) , McGURRY Danielle (CAN)

Team Statistics

Period	Score	SVS	SOG	PIM	TPP	PPG	SHG
1	2 : 0	4 : 15	17 : 4	0 : 0	00:00 : 00:00	0 : 0	0 : 0
2	4 : 0	3 : 12	16 : 3	2 : 0	00:00 : 02:00	0 : 0	0 : 0
3	3 : 0	9 : 11	14 : 9	4 : 0	00:00 : 04:00	0 : 0	0 : 0
Total	9 : 0	16 : 38	47 : 16	6 : 0	00:00 : 06:00	0 : 0	0 : 0

1st Period

Action	Time	ET/Res	Team	Type	No	Name	(G)	Name of Assistant(s) / Action Description
GK	00:00		USA		30	NOSANOV C		- Goalkeeper in
GK	00:00		ESP		1	ALVARADO C		- Goalkeeper in
Goal	08:38	1 : 0	USA	EQ	22	LEVESQUE K	(1)	15 FORD E On Ice USA 30 4 6 11 15 22 11 KORZON M ESP 1 3 7 12 13 22
Goal	12:53	2 : 0	USA	EQ	22	LEVESQUE K	(2)	11 KORZON M On Ice USA 30 2 4 11 15 22 ESP 1 7 8 13 16 22

2nd Period

Action	Time	ET/Res	Team	Type	No	Name	(G)	Name of Assistant(s) / Action Description
Goal	21:35	3 : 0	USA	EQ	15	FORD E	(3)	11 KORZON M On Ice USA 30 4 6 11 15 22 ESP 1 4 6 7 16 24
Goal	26:15	4 : 0	USA	EQ	17	MOONEY K	(4)	16 WILLIAMS H On Ice USA 30 5 12 16 17 25 ESP 1 3 4 6 16 24
Penalty	29:53	31:53	USA	2 min.	23	CATLOW C		- Tripping
GK	29:53		USA		1	BARLOW M		- Goalkeeper in
Goal	32:01	5 : 0	USA	EQ	25	AUGUSTINE K	(2)	30 NOSANOV C - Goalkeeper out On Ice USA 1 7 8 22 23 25 ESP 1 4 5 6 10 15
Goal	39:58	6 : 0	USA	EQ	8	LABOSSIERE C	(2)	19 MYERS K On Ice USA 1 7 8 14 19 23 14 ABROMSON A ESP 1 2 4 6 10 24

3rd Period

Action	Time	ET/Res	Team	Type	No	Name	(G)	Name of Assistant(s) / Action Description
Penalty	42:24	44:24	USA	2 min.	19	MYERS K		- Illegal Hit
Goal	45:56	7 : 0	USA	EQ	14	ABROMSON A	(1)	17 MOONEY K On Ice USA 1 8 14 15 17 19 ESP 1 5 11 14 18 23
Penalty	53:36	55:36	USA	2 min.	10	BOOTH R		- Cross-Checking
Goal	56:33	8 : 0	USA	EQ	8	LABOSSIERE C	(3)	16 WILLIAMS H On Ice USA 1 6 8 16 17 19 ESP 1 3 8 13 16 22
Goal	59:17	9 : 0	USA	EQ	12	CHALIFOUX E	(1)	25 AUGUSTINE K On Ice USA 1 6 10 12 19 25 6 THOMAS W ESP 1 3 7 12 13 22
GK	60:00		USA					1 BARLOW M - Goalkeeper out
GK	60:00		ESP					1 ALVARADO C - Goalkeeper out

Goalkeeper Records

Team : USA - United States of America

No	Name	SOG	SVS	MIP
1	BARLOW Maria	11	11	30:07
30	NOSANOV Caitlin	5	5	29:53

Team : ESP - Spain

No	Name	SOG	SVS	MIP
1	ALVARADO Carlota	47	38	60:00
20	TEDONE Oihane			

Game Statistics

Team : USA (blue)



Head Coach : WRIGHT Kristen										Shots on Goal						
No	Pos	Name	G	A	P	PIM	FO+	FO-	FO+/-	FO%	1	2	3	OT	TS	+/-
3	D	BORTOLUSSI Victoria	0	0	0	0	0	0	0	0.00	0	1	1		2	0
8	D	LABOSSIERE Caleigh	2	0	2	0	2	0	2	100.00	1	1	2		4	+4
14	F	ABROMSON Amanda	1	1	2	0	0	1	-1	0.00	0	0	2		2	+2
19	F	MYERS Kendra	0	1	1	2	8	4	4	66.67	0	2	1		3	+4
23	F	CATLOW Cassandra	0	0	0	2	0	0	0	0.00	0	2	0		2	+2
4	D	ROBISON Corey	0	0	0	0	1	2	-1	33.33	0	0	0		0	+3
5	D	McGRATH Morgan	0	0	0	0	1	0	1	100.00	0	1	1		2	+1
10	F	BOOTH Rachael	0	0	0	2	2	1	1	66.67	1	1	1		3	+1
12	F	CHALIFOUX Eleanor	1	0	1	0	0	0	0	0.00	4	1	1		6	+2
25	F	AUGUSTINE Katelyn	1	1	2	0	5	6	-1	45.45	2	2	0		4	+3
2	D	HARRINGTON Paige +A	0	0	0	0	1	1	0	50.00	0	0	1		1	+1
6	D	THOMAS Whitney	0	1	1	0	1	1	0	50.00	1	0	1		2	+4
11	F	KORZON Monica +C	0	3	3	0	1	0	1	100.00	1	0	2		3	+3
15	F	FORD Emily	1	1	2	0	11	5	6	68.75	0	3	1		4	+4
22	F	LEVESQUE Kristen	2	0	2	0	0	1	-1	0.00	4	0	0		4	+4
7	D	ANTOS Amanda	0	0	0	0	0	1	-1	0.00	0	0	0		0	+2
16	F	WILLIAMS Hayley +A	0	2	2	0	3	0	3	100.00	2	0	0		2	+2
17	F	MOONEY Kaley	1	1	2	0	0	0	0	0.00	1	2	0		3	+3
1	GK	BARLOW Maria	0	0	0	0					0	0	0		0	
30	GK	NOSANOV Caitlin	0	0	0	0					0	0	0		0	
Total			9	11	20	6	36	23	13	61.02	17	16	14		47	

Team : ESP (yellow)

Head Coach : GORDOVIL BARTOLL Carlos										Shots on Goal						
No	Pos	Name	G	A	P	PIM	FO+	FO-	FO+/-	FO%	1	2	3	OT	TS	+/-
5	D	ORTIZ Gemma	0	0	0	0	0	0	0	0.00	0	0	1		1	-2
11	D	CASTILLEJO Ana	0	0	0	0	12	9	3	57.14	0	0	2		2	-1
14	D	ABRISQUETA Leticia	0	0	0	0	0	0	0	0.00	1	0	1		2	-1
18	D	ABRISQUETA Vanesa +C	0	0	0	0	0	0	0	0.00	0	1	0		1	-1
23	F	CALERO Alba +A	0	0	0	0	0	1	-1	0.00	0	0	2		2	-1
4	D	SAINZ Luna +A	0	0	0	0	0	0	0	0.00	0	0	0		0	-4
6	F	GARCIA Patricia	0	0	0	0	4	11	-7	26.67	0	0	0		0	-4
10	F	de la POMPA Claudia	0	0	0	0	2	1	1	66.67	0	0	2		2	-2
15	F	SENAC Irene	0	0	0	0	1	0	1	100.00	1	1	0		2	-1
24	D	ALVAREZ Elena	0	0	0	0	0	0	0	0.00	1	0	0		1	-3
7	F	REBOLLEDO Laura	0	0	0	0	1	0	1	100.00	0	0	0		0	-4
12	D	ALVAREZ Raquel	0	0	0	0	0	0	0	0.00	0	0	0		0	-2
13	D	RAVENTOS Jana	0	0	0	0	3	14	-11	17.65	1	0	1		2	-4
16	D	ALMENDRO Ines	0	0	0	0	0	0	0	0.00	0	0	0		0	-4
22	D	GRANDE Tamara	0	0	0	0	0	0	0	0.00	0	1	0		1	-4
2	D	GARCIA-LORENZANA Isabel	0	0	0	0	0	0	0	0.00	0	0	0		0	-1
3	D	FABO Mireya	0	0	0	0	0	0	0	0.00	0	0	0		0	-4
8	F	ESTIRADO Patricia	0	0	0	0	0	0	0	0.00	0	0	0		0	-2
1	GK	ALVARADO Carlota	0	0	0	0					0	0	0		0	
20	GK	TEDONE Oihane	0	0	0	0					0	0	0		0	
Total			0	0	0	0	23	36	-13	38.98	4	3	9		16	

Classifications (5-7)

R	Team	GP	W	OTW	OTL	L	GDF	GF : GA	PTS
1	USA	2	1	1	0	0	+10	12 : 2	5
2	KAZ	2	1	0	1	0	+9	12 : 3	4
3	ESP	2	0	0	0	2	-19	0 : 19	0

	ESP	KAZ	USA
ESP	*****	0:10	0:9
KAZ	10:0	*****	2:3
USA	9:0	3:2	*****



LEGEND			
(G)	Goals in tournament	+/-	Plus/minus net
A	Assists	D	Defence
F	Forward	FO-	Face-offs lost
FO+/-	Face-offs net	G	Goals
GF	Goals for	GK	Goalkeeper
MIP	Minutes in play (GK)	No	Jersey number
OTW	Overtime wins	P	Points
PPG	Power play goals	PTS	Points
SOG	Shots on goal	SVS	Saves
W	Wins	+A	Assistant captain
		EQ	Equal strength
		FO%	Face-offs won as percentage
		GA	Goals against
		GP	Games played
		OT	Overtime
		PIM	Penalties in minutes
		R	Rank
		TPP	Time on power play
		+C	Captain
		ET/Res	Penalty end time/Result of game
		FO+	Face-offs won
		GDF	Goal difference
		L	Losses
		OTL	Overtime losses
		Pos	Position
		SHG	Shorthanded goals
		TS	Total shots



Shot Chart

USA - ESP

Shots by USA

Goals (o): 2 SSG (+): 15
SSP (-): 10 SPG (-): 4



GK 1 of ESP

Shots by ESP

Goals (o): 0 SSG (+): 3
SSP (-): 0 SPG (-): 0




GK 1 of USA

GK 30 of USA

Shots by USA

Goals (o): 3 SSG (+): 11
SSP (-): 3 SPG (-): 4



GK 1 of ESP

LEGEND

GK Goalkeeper **SPG** Shots past goal **SSG** Shots saved by goalkeeper **SSP** Shots saved by player

Shots by ESP

Goals (o): 0 SSG (+): 4
SSP (>): 0 SPG (-): 2



GK 30 of USA

Shots by USA

Goals (o): 4 SSG (+): 12
SSP (>): 6 SPG (-): 4



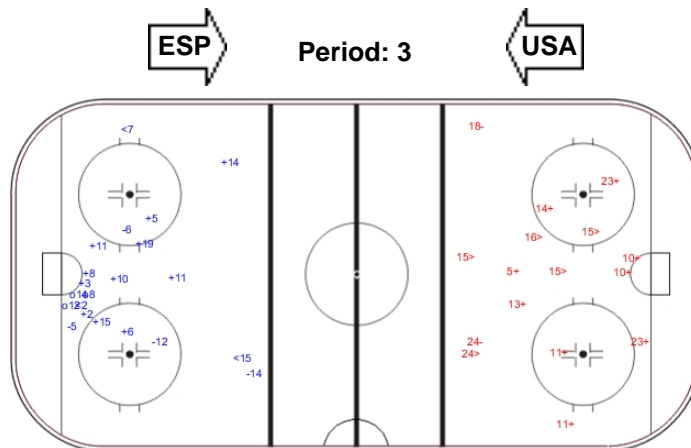
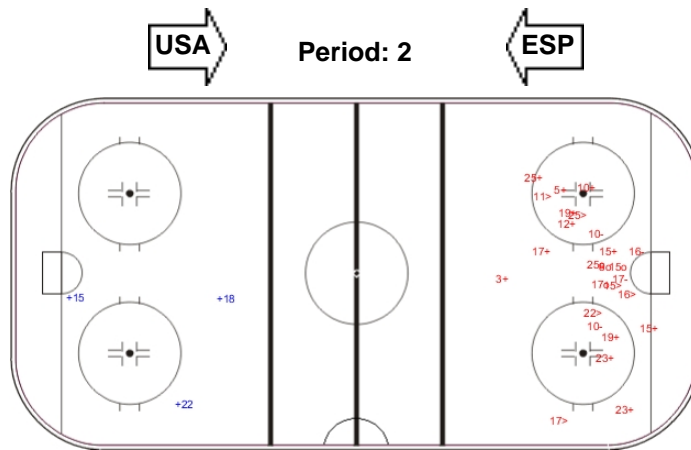
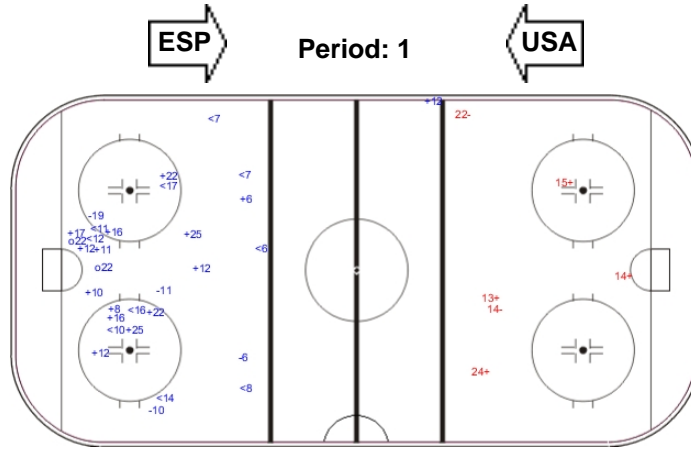
GK 1 of ESP

Shots by ESP

Goals (o): 0 SSG (+): 9
SSP (>): 5 SPG (-): 2



GK 1 of USA





Face-off Chart

USA - ESP

PERIOD 1

	USA		ESP		USA		ESP			
	Def. zone	Att. zone	Neutral zone		Att. zone	Def. zone				
	- 25	+ 6	- 19	+ 11	+ 15	- 13			Total wins all zones	
	- 25	+ 6	+ 25	- 6	- 15	+ 13				
	+ 15	- 11	+ 15	- 11	+ 15	- 13				
			+ 15	- 11	- 15	+ 11				
					+ 16	- 6				
					+ 19	- 13				
					+ 11	- 13				
					+ 16	- 11				
					+ 25	- 13				
					+ 15	- 13				
					+ 19	- 6				
					- 25	+ 7				
					+ 25	- 13				
Total wins / period	1 / 33%	2 / 67%	3 / 75%	1 / 25%	10 / 77%	3 / 23%			USA	ESP
									14 / 70%	6 / 30%

PERIOD 2

	USA		ESP		USA		ESP			
	Def. zone	Att. zone	Neutral zone		Att. zone	Def. zone				
	- 19	+ 11	+ 19	- 11	+ 16	- 13			Total wins all zones	
	+ 15	- 6	+ 25	- 6	- 19	+ 11				
	- 15	+ 13	+ 15	- 13	- 25	+ 11				
	+ 19	- 6	+ 19	- 13	- 25	+ 11				
			- 15	+ 6	+ 15	- 10				
			+ 19	- 6	+ 19	- 11				
					+ 19	- 23				
					- 25	+ 6				
					+ 25	- 6				
Total wins / period	2 / 50%	2 / 50%	5 / 83%	1 / 17%	5 / 56%	4 / 44%			USA	ESP
									12 / 63%	7 / 37%

PERIOD 3

	USA		ESP		USA		ESP			
	Def. zone	Att. zone	Neutral zone		Att. zone	Def. zone				
	- 4	+ 15	- 2	+ 11	+ 10	- 13			Total wins all zones	
	- 19	+ 13	+ 8	- 6	+ 4	- 6				
	- 10	+ 11	+ 2	- 13	+ 15	- 13				
	+ 10	- 11	+ 15	- 13						
	- 22	+ 11	+ 6	- 11						
	- 14	+ 11	+ 5	- 6						
	- 4	+ 10	- 6	+ 11						
	- 15	+ 11								
	+ 8	- 11								
	- 7	+ 10								
Total wins / period	2 / 20%	8 / 80%	5 / 71%	2 / 29%	3 / 100%	0 / 0%			USA	ESP
									10 / 50%	10 / 50%



TOTAL

Total wins / game	USA	ESP	USA	ESP	USA	ESP	Total wins all zones	
	Def. zone	Att. zone	Neutral zone		Att. zone	Def. zone	USA	ESP
	5 / 29%	12 / 71%	13 / 76%	4 / 24%	18 / 72%	7 / 28%	36 / 61%	23 / 39%



HEAD TO HEAD

	ESP							Tot	wins USA	Dz	Nz	Az	
	No.	6	7	10	11	13	15						23
USA	2				0 - 1	1 - 0			2	1 50%		1 50%	
	4	1 - 0		0 - 1			0 - 1		3	1 33%	0 0%		1 100%
	5	1 - 0							1	1 100%		1 100%	
	6				1 - 1				2	1 50%		1 50%	
	7			0 - 1					1	0 0%	0 0%		
	8	1 - 0			1 - 0				2	2 100%	1 100%	1 100%	
	10				1 - 1	1 - 0			3	2 67%	1 50%		1 100%
	11					1 - 0			1	1 100%			1 100%
	14				0 - 1				1	0 0%	0 0%		
	15	1 - 1		1 - 0	3 - 2	6 - 2			16	11 69%	2 50%	4 80%	5 71%
	16	1 - 0			1 - 0	1 - 0			3	3 100%			3 100%
	19	3 - 0			2 - 3	2 - 1		1 - 0	12	8 67%	1 33%	3 75%	4 80%
	22				0 - 1				1	0 0%	0 0%		
	25	3 - 3	0 - 1		0 - 2	2 - 0			11	5 45%	0 0%	2 100%	3 43%
Tot	15	1	3	21	17	1	1	59	36 61%	5 29%	13 76%	18 72%	
wins ESP	4 27%	1 100%	2 67%	12 57%	3 18%	1 100%	0 0%	23 39%					
Dz	1 20%	1 100%	0 0%	4 67%	1 9%		0 0%	7 28%					
Nz	1 17%			3 43%	0 0%			4 24%					
Az	2 50%		2 100%	5 63%	2 100%	1 100%		12 71%					

LEGEND

Az Attacking zone **Dz** Defending zone **Nz** Neutral zone **Tot** Total face-offs played

Timing and Results provided by **TISSOT**



Game Roster

JPN - CAN

Referee(s)

FINDUROVA Zuzana (SVK)

Linesmen

ANGERER Bettina (AUT) , STEWART Brienne (USA)

Goalkeepers

Team: JPN

No	Name	GP	MIP	GA	SVS	SOG	SVS%	GAA
1	FUJIMOTO Nana	3	140:00	1	32	33	96.97	0.43
20	KOMURA Yuuri	2	00:00	0	0	0	0.00	0.00
25	YOSHIDA Amika	1	40:00	0	4	4	100.00	0.00

Team Roster

Team: JPN (black)

No	Pos	Name	GP	G	A	PTS	PIM	+/-
1	GK	FUJIMOTO Nana	3	0	0	0	0	
2	D	KOIKE Shiori	3	1	0	1	0	+3
3	D	FUJIMOTO Nachi +A	3	0	1	1	0	+4
4	D	TOKO Ayaka	3	1	1	2	0	+3
5	D	YOSHIDA Miyuka	3	0	1	1	0	+4
6	D	SUZUKI Sena +A	3	2	1	3	0	+2
7	D	HORI Mika	3	1	0	1	0	+2
10	F	YONEYAMA Haruna	3	1	6	7	4	+5
11	F	MORII Mai	3	1	2	3	2	+1
12	F	OSAWA Chiho +C	3	1	2	3	2	+3
13	F	FUJIMOTO Moeko	3	2	1	3	0	+2
14	F	YUYAMA Seika	0	0	0	0	0	0
15	F	TOUMA Miyou	3	0	0	0	0	+1
16	F	NOTOYA Yui	3	1	0	1	0	+1
17	F	OTA Yukina	3	1	0	1	4	+3
18	F	MORITAKE Runa	3	2	0	2	2	+3
19	F	OHASHI Asami	3	0	1	1	4	+3
20	GK	KOMURA Yuuri	2	0	0	0	0	
21	F	IWASAKI Mayu	3	1	0	1	2	+1
22	F	SUGISAWA Nene	3	0	1	1	0	+1
23	F	SAKAMOTO Rio	3	1	3	4	0	+3
25	GK	YOSHIDA Amika	1	0	0	0	0	

Team: CAN

No	Name	GP	MIP	GA	SVS	SOG	SVS%	GAA
1	ROUSSEAU-SIROIS Elodie	2	88:35	3	28	31	90.32	2.03
30	KESTERIS Nicole	2	30:16	0	8	8	100.00	0.00

Team: CAN (white)

No	Pos	Name	GP	G	A	PTS	PIM	+/-
1	GK	ROUSSEAU-SIROIS Elodie	2	0	0	0	0	
2	F	POLCI Bree	2	1	1	2	2	+2
6	F	FICKEL Jessica	2	1	0	1	0	+1
7	F	NORMORE Alexa	1	0	1	1	0	-1
8	F	HOUSTON Tess	2	0	0	0	0	0
10	D	CASORSO Sarah	2	0	1	1	2	+1
11	D	GOSLING Katelyn	2	0	4	4	0	+2
12	F	LITCHFIELD-MEDD Maggie	2	0	1	1	2	+1
13	D	FLINTON Julia	2	0	0	0	0	0
14	D	FOURACRES Brittney +A	2	1	0	1	0	0
17	D	VISSER Keirstin	2	0	0	0	0	0
19	F	BROOKER Laura +C	2	0	2	2	0	+1
20	F	LANCELEVE Breanna	2	2	0	2	0	0
21	F	McHAFFIE Morgan +A	2	1	0	1	4	+2
22	F	BARKER Ariane	2	1	0	1	0	+1
23	D	MANTHA Elizabeth	2	0	0	0	0	+3
25	F	MACKNIGHT Jenny	2	0	0	0	0	+2
27	F	ODDY Daley	2	1	1	2	0	+1
29	F	KAMPJES Jessica	2	0	0	0	2	-2
30	GK	KESTERIS Nicole	2	0	0	0	0	

LEGEND

A Assists	D Defence	F Forward	G Goals
GA Goals against	GAA Goals against as average per 60 minutes	GK Goalkeeper	GP Games played
MIP Minutes and seconds played	No Jersey number	PIM Penalties in minutes	Pos Position
PTS Points	SOG Shots on goal	SVS Saves	SVS% Saves in percentage
+/- Plus/minus net	+A Assistant captain	+C Captain	

Timing and Results provided by **TISSOT**



Line-ups

JPN - CAN

Referee(s)

FINDUROVA Zuzana (SVK)

Linesmen

ANGERER Bettina (AUT) , STEWART Brienne (USA)

Goalkeepers

Team: JPN

No Name

1 FUJIMOTO Nana
20 KOMURA Yuuri

Team Line-ups

Team: JPN (black)

No Pos Name

2	D	KOIKE Shiori
4	D	TOKO Ayaka
10	F	YONEYAMA Haruna
12	F	OSAWA Chiho +C
13	F	FUJIMOTO Moeko
6	D	SUZUKI Sena +A
7	D	HORI Mika
18	F	MORITAKE Runa
19	F	OHASHI Asami
23	F	SAKAMOTO Rio
3	D	FUJIMOTO Nachi +A
5	D	YOSHIDA Miyuka
11	F	MORII Mai
17	F	OTA Yukina
21	F	IWASAKI Mayu
14	F	YUYAMA Seika
15	F	TOUMA Miyou
16	F	NOTOYA Yui
22	F	SUGISAWA Nene

NOT DRESSED:

25 GK YOSHIDA Amika

Team: CAN

No Name

30 KESTERIS Nicole
1 ROUSSEAU-SIROIS Elodie

Team: CAN (white)

No Pos Name

11	D	GOSLING Katelyn
23	D	MANTHA Elizabeth
8	F	HOUSTON Tess
19	F	BROOKER Laura +C
25	F	MACKNIGHT Jenny
10	D	CASORSO Sarah
14	D	FOURACRES Brittney
6	F	FICKEL Jessica
7	F	NORMORE Alexa +A
29	F	KAMPJES Jessica
13	D	FLINTON Julia
17	D	VISSER Keirstin
20	F	LANCELEVE Breanna
21	F	McHAFFIE Morgan +A
22	F	BARKER Ariane
2	F	POLCI Bree
12	F	LITCHFIELD-MEDD Maggie
27	F	ODDY Daley

LEGEND

D	Defence	F	Forward	No	Jersey number	Pos	Position
+A	Assistant captain	+C	Captain				

Timing and Results provided by **TISSOT**



Graphical Line-ups

JPN - CAN

Referee(s)

FINDUROVA Zuzana (SVK)

Linesmen

ANGERER Bettina (AUT) , STEWART Brienne (USA)

Team: JPN - Japan (black)

Head Coach:

S1 1 FUJIMOTO Nana		
20 KOMURA Yuuri		
S2 2 KOIKE Shiori	S3 4 TOKO Ayaka	
S6 13 FUJIMOTO Moeko	S4 10 YONEYAMA Haruna	S5 12 OSAWA Chiho +C
6 SUZUKI Sena +A		7 HORI Mika
19 OHASHI Asami	23 SAKAMOTO Rio	18 MORITAKE Runa
5 YOSHIDA Miyuka		3 FUJIMOTO Nachi +A
17 OTA Yukina	21 IWASAKI Mayu	11 MORII Mai
		14 YUYAMA Seika
15 TOUMA Miyou	16 NOTOYA Yui	22 SUGISAWA Nene

Team: CAN - Canada (white)

Head Coach:

S1 30 KESTERIS Nicole		
1 ROUSSEAU-SIROIS Elodie		
S2 11 GOSLING Katelyn	S3 23 MANTHA Elizabeth	
S5 19 BROOKER Laura +C	S4 8 HOUSTON Tess	S6 25 MACKNIGHT Jenny
10 CASORSO Sarah		14 FOURACRES Brittney
29 KAMPJES Jessica	7 NORMORE Alexa +A	6 FICKEL Jessica
17 VISSER Keirstin		13 FLINTON Julia
20 LANCELEVE Breanna	21 McHAFFIE Morgan +A	22 BARKER Ariane
12 LITCHFIELD-MEDD Maggie	2 POLCI Bree	27 ODDY Daley

LEGEND

Sn Starting position

+A Assistant captain

+C Captain

Timing and Results provided by **TISSOT**



Game Summary

JPN - CAN 2 - 5 (0 - 0 , 2 - 3 , 0 - 2)

Spectators	Referee(s)	Linesmen
180	FINDUROVA Zuzana (SVK)	ANGERER Bettina (AUT) , STEWART Brienne (USA)

Team Statistics

Period	Score	SVS	SOG	PIM	TPP	PPG	SHG
1	0 : 0	8 : 7	7 : 8	4 : 2	02:00 : 04:00	0 : 0	0 : 0
2	2 : 3	17 : 5	7 : 20	2 : 4	01:03 : 02:00	1 : 0	0 : 1
3	0 : 2	9 : 8	8 : 11	6 : 2	01:32 : 04:00	0 : 0	0 : 0
Total	2 : 5	34 : 20	22 : 39	12 : 8	04:35 : 10:00	1 : 0	0 : 1

1st Period

Action	Time	ET/Res	Team	Type	No	Name	(G)	Name of Assistant(s) / Action Description
GK	00:00		JPN		1	FUJIMOTO N		- Goalkeeper in
GK	00:00		CAN		30	KESTERIS N		- Goalkeeper in
Penalty	05:38	07:38	JPN	2 min.	16	NOTOYA Y		- Tripping
Penalty	08:59	10:59	JPN	2 min.	21	IWASAKI M		- Hooking
Penalty	16:54	18:54	CAN	2 min.	6	Fickel J		- Tripping

2nd Period

Action	Time	ET/Res	Team	Type	No	Name	(G)	Name of Assistant(s) / Action Description
Goal	27:37	0 : 1	CAN	EQ	13	FLINTON J	(1)	17 Visser K 25 MACKNIGHT J On Ice JPN 1 2 4 11 17 21 CAN 30 8 13 17 19 25
Goal	29:35	0 : 2	CAN	EQ	21	McHAFFIE M	(2)	20 LANCELEVE B 22 Barker A On Ice JPN 1 2 7 18 19 23 CAN 30 10 14 20 21 22
Goal	34:02	1 : 2	JPN	EQ	21	IWASAKI M	(2)	2 KOIKE S 19 OHASHI A On Ice JPN 1 2 4 19 21 22 CAN 30 11 20 21 22 23
Penalty	34:34	35:09	CAN	2 min.	12	LITCHFIELD-MEDD M		- Interference
Goal	34:43	1 : 3	CAN	SH1	8	HOUSTON T	(1)	19 Brooker L On Ice JPN 1 2 4 10 12 13 CAN 30 8 10 14 19
Goal	35:09	2 : 3	JPN	PP1	12	OSAWA C	(2)	10 YONEYAMA H On Ice JPN 1 2 4 10 12 13 CAN 30 8 10 14 19
Penalty	36:36	38:36	JPN	2 min.	6	SUZUKI S		- Delaying the Game
Penalty	39:32	41:32	CAN	2 min.	14	FOURACRES B		- Cross-Checking

3rd Period

Action	Time	ET/Res	Team	Type	No	Name	(G)	Name of Assistant(s) / Action Description
Penalty	43:40	45:40	JPN	2 min.	23	SAKAMOTO R		- Tripping
Penalty	49:08	51:08	JPN	2 min.	23	SAKAMOTO R		- Hooking
Penalty	51:44	53:44	JPN	2 min.	10	YONEYAMA H		- Holding the Stick
Penalty	51:44	53:44	CAN	2 min.	22	Barker A		- Interference
Goal	57:15	2 : 4	CAN	EQ	21	McHAFFIE M	(3)	17 Visser K 12 LITCHFIELD-MEDD M On Ice JPN 1 2 7 18 19 23 CAN 30 12 13 17 21 22
Goal	58:56	2 : 5	CAN	EQ	7	NORMORE A	(1)	29 KAMPJES J 27 ODDY D On Ice JPN 1 2 4 10 12 13 CAN 30 7 11 23 27 29
GK	60:00		JPN					1 FUJIMOTO N - Goalkeeper out
GK	60:00		CAN					30 KESTERIS N - Goalkeeper out

Goalkeeper Records

Team : JPN - Japan

No	Name	SOG	SVS	MIP
1	FUJIMOTO Nana	39	34	60:00
20	KOMURA Yuuri			

Team : CAN - Canada

No	Name	SOG	SVS	MIP
30	KESTERIS Nicole	22	20	60:00
1	ROUSSEAU-SIROIS Elodie			

Game Statistics

Team : JPN (black)

Timing and Results provided by **TISSOT**



Head Coach :										Shots on Goal						
No	Pos	Name	G	A	P	PIM	FO+	FO-	FO+/-	FO%	1	2	3	OT	TS	+/-
2	D	KOIKE Shiori	0	1	1	0	0	0	0	0.00	0	0	1		1	-4
4	D	TOKO Ayaka	0	0	0	0	0	0	0	0.00	1	0	0		1	-2
10	F	YONEYAMA Haruna	0	1	1	2	9	14	-5	39.13	2	0	1		3	-2
12	F	OSAWA Chiho +C	1	0	1	0	0	0	0	0.00	1	2	1		4	-2
13	F	FUJIMOTO Moeko	0	0	0	0	1	1	0	50.00	1	0	1		2	-2
6	D	SUZUKI Sena +A	0	0	0	2	0	0	0	0.00	0	1	1		2	0
7	D	HORI Mika	0	0	0	0	0	0	0	0.00	0	0	1		1	-2
18	F	MORITAKE Runa	0	0	0	0	0	0	0	0.00	0	0	0		0	-2
19	F	OHASHI Asami	0	1	1	0	0	1	-1	0.00	1	0	1		2	-1
23	F	SAKAMOTO Rio	0	0	0	4	10	11	-1	47.62	0	0	0		0	-2
3	D	FUJIMOTO Nachi +A	0	0	0	0	0	0	0	0.00	0	0	0		0	0
5	D	YOSHIDA Miyuka	0	0	0	0	0	0	0	0.00	0	0	0		0	0
11	F	MORII Mai	0	0	0	0	0	0	0	0.00	1	1	1		3	-1
17	F	OTA Yukina	0	0	0	0	0	0	0	0.00	0	1	0		1	-1
21	F	IWASAKI Mayu	1	0	1	2	5	10	-5	33.33	0	1	0		1	0
14	F	YUYAMA Seika	0	0	0	0	0	0	0	0.00	0	0	0		0	0
15	F	TOUMA Miyou	0	0	0	0	0	0	0	0.00	0	0	0		0	0
16	F	NOTOYA Yui	0	0	0	2	1	0	1	100.00	0	0	0		0	0
22	F	SUGISAWA Nene	0	0	0	0	0	0	0	0.00	0	1	0		1	+1
1	GK	FUJIMOTO Nana	0	0	0	0					0	0	0		0	
20	GK	KOMURA Yuuri	0	0	0	0					0	0	0		0	
Total			2	3	5	12	26	37	-11	41.27	7	7	8		22	

Team : CAN (white)

Head Coach :										Shots on Goal						
No	Pos	Name	G	A	P	PIM	FO+	FO-	FO+/-	FO%	1	2	3	OT	TS	+/-
8	F	HOUSTON Tess	1	0	1	0	8	8	0	50.00	0	4	0		4	+2
11	D	GOSLING Katelyn	0	0	0	0	0	0	0	0.00	0	0	0		0	0
19	F	BROOKER Laura +C	0	1	1	0	0	0	0	0.00	0	0	0		0	+2
23	D	MANTHA Elizabeth	0	0	0	0	0	0	0	0.00	0	1	0		1	0
25	F	MACKNIGHT Jenny	0	1	1	0	1	0	1	100.00	0	0	0		0	+1
6	F	FICKEL Jessica	0	0	0	2	1	2	-1	33.33	0	3	2		5	0
7	F	NORMORE Alexa +A	1	0	1	0	11	6	5	64.71	2	0	2		4	+1
10	D	CASORSO Sarah	0	0	0	0	0	0	0	0.00	1	0	0		1	+2
14	D	FOURACRES Brittney	0	0	0	2	0	0	0	0.00	1	1	0		2	+2
29	F	KAMPJES Jessica	0	1	1	0	0	0	0	0.00	1	3	2		6	+1
13	D	FLINTON Julia	1	0	1	0	0	0	0	0.00	1	1	0		2	+2
17	D	VISSER Keirstin	0	2	2	0	0	0	0	0.00	0	0	0		0	+2
20	F	LANCELEVE Breanna	0	1	1	0	0	0	0	0.00	1	1	2		4	0
21	F	McHAFFIE Morgan +A	2	0	2	0	11	6	5	64.71	0	2	1		3	+1
22	F	BARKER Ariane	0	1	1	2	0	0	0	0.00	0	0	0		0	+1
2	F	POLCI Bree	0	0	0	0	4	3	1	57.14	0	1	0		1	0
12	F	LITCHFIELD-MEDD Maggie	0	1	1	2	1	1	0	50.00	0	2	2		4	+1
27	F	ODDY Daley	0	1	1	0	0	0	0	0.00	1	1	0		2	+1
1	GK	ROUSSEAU-SIROIS Elodie	0	0	0	0					0	0	0		0	
30	GK	KESTERIS Nicole	0	0	0	0					0	0	0		0	
Total			5	9	14	8	37	26	11	58.73	8	20	11		39	



LEGEND

(G) Goals in tournament	* does not count for Plus/minus	+/- Plus/minus net	+A Assistant captain
+C Captain	A Assists	D Defence	EQ Equal strength
ET/Res Penalty end time/Result of game	F Forward	FO- Face-offs lost	FO% Face-offs won as percentage
FO+ Face-offs won	FO+/- Face-offs net	G Goals	GK Goalkeeper
MIP Minutes in play (GK)	No Jersey number	OT Overtime	P Points
PIM Penalties in minutes	Pos Position	PP1 Power play - 1 player	PPG Power play goals
SH1 Shorthanded - 1 player	SHG Shorthanded goals	SOG Shots on goal	SVS Saves
TPP Time on power play	TS Total shots		

Timing and Results provided by **TISSOT**



Shot Chart

JPN - CAN

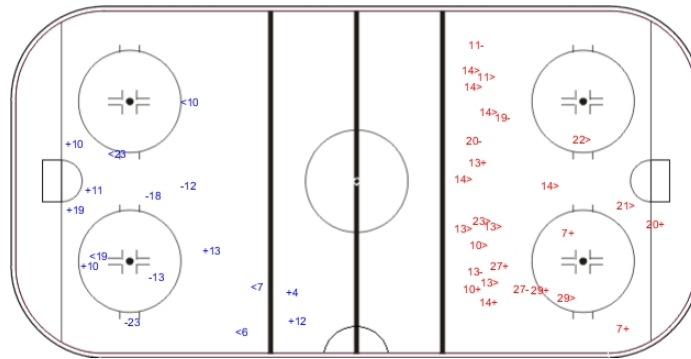
Shots by JPN

Goals (o): 0
SSG (+): 7
SSP (-): 5
SPG (-): 4



GK 30 of CAN

CAN → Period: 1 ← JPN



Shots by CAN

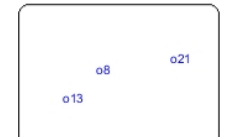
Goals (o): 0
SSG (+): 8
SSP (>): 14
SPG (-): 5



GK 1 of JPN

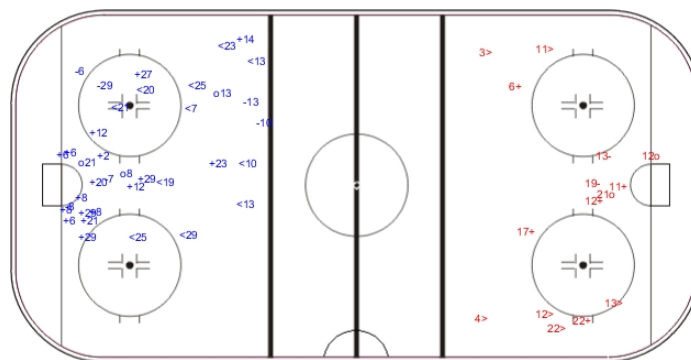
Shots by CAN

Goals (o): 3
SSG (+): 17
SSP (-): 11
SPG (-): 6



GK 1 of JPN

JPN → Period: 2 ← CAN



Shots by JPN

Goals (o): 2
SSG (+): 5
SSP (>): 6
SPG (-): 2



GK 30 of CAN

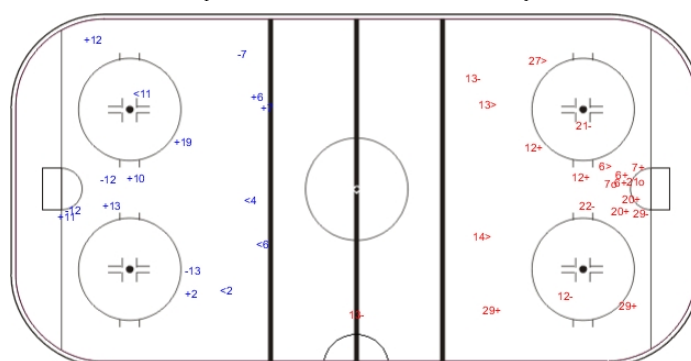
Shots by JPN

Goals (o): 0
SSG (+): 8
SSP (-): 4
SPG (-): 4



GK 30 of CAN

CAN → Period: 3 ← JPN



Shots by CAN

Goals (o): 2
SSG (+): 9
SSP (>): 4
SPG (-): 6



GK 1 of JPN

LEGEND

GK Goalkeeper **SPG** Shots past goal **SSG** Shots saved by goalkeeper **SSP** Shots saved by player

Timing and Results provided by **TISSOT**



Face-off Chart

JPN - CAN

PERIOD 1

	JPN		CAN		JPN		CAN		
	Def. zone	Att. zone	Neutral zone		Att. zone	Def. zone			
	- 23	+ 7	- 10	+ 8	+ 10	- 21			Total wins all zones
	- 21	+ 8	+ 23	- 12	- 23	+ 21			
	+ 23	- 21	- 21	+ 2	- 10	+ 7			
	- 21	+ 7			+ 10	- 2			
	+ 10	- 7			- 23	+ 8			
	- 10	+ 25			+ 23	- 7			
					+ 21	- 21			
Total wins / period	2 / 33%	4 / 67%	1 / 33%	2 / 67%	4 / 57%	3 / 43%	Total wins all zones		
							JPN	CAN	
							7 / 44%	9 / 56%	

PERIOD 2

	JPN		CAN		JPN		CAN		
	Def. zone	Att. zone	Neutral zone		Att. zone	Def. zone			
	- 21	+ 2	- 10	+ 8	- 21	+ 7			Total wins all zones
	+ 23	- 7	+ 10	- 8	- 23	+ 12			
	- 10	+ 21	+ 16	- 7	+ 23	- 7			
	+ 23	- 2	- 10	+ 8	- 10	+ 7			
	+ 23	- 8	- 21	+ 21	- 10	+ 8			
	- 19	+ 21	+ 21	- 2	+ 23	- 21			
	- 10	+ 7	+ 10	- 8	- 21	+ 21			
			- 23	+ 21	- 23	+ 7			
					+ 23	- 6			
					- 10	+ 8			
Total wins / period	3 / 43%	4 / 57%	4 / 50%	4 / 50%	3 / 30%	7 / 70%	Total wins all zones		
							JPN	CAN	
							10 / 40%	15 / 60%	

PERIOD 3

	JPN		CAN		JPN		CAN			
	Def. zone	Att. zone	Neutral zone		Att. zone	Def. zone				
	- 21	+ 8	+ 10	- 8	- 10	+ 7			Total wins all zones	
	+ 10	- 8	+ 10	- 8	- 23	+ 2				
	- 10	+ 7	- 21	+ 21	- 10	+ 21				
	- 23	+ 2	- 10	+ 21	- 23	+ 21				
	+ 21	- 8	- 21	+ 21	- 23	+ 7				
	+ 21	- 7	- 23	+ 7	+ 23	- 21				
	+ 13	- 6								
	- 13	+ 6								
	+ 21	- 8								
	+ 10	- 21								
Total wins / period	6 / 60%	4 / 40%	2 / 33%	4 / 67%	1 / 17%	5 / 83%	Total wins all zones			
							JPN	CAN		
							9 / 41%	13 / 59%		

TOTAL



	JPN	CAN	JPN	CAN	JPN	CAN	Total wins all zones	
	Def. zone	Att. zone	Neutral zone		Att. zone	Def. zone	JPN	CAN
Total wins / game	11 / 48%	12 / 52%	7 / 41%	10 / 59%	8 / 35%	15 / 65%	26 / 41%	37 / 59%




HEAD TO HEAD

		CAN												
		No.	2	6	7	8	12	21	25	Tot	wins JPN	Dz	Nz	Az
JPN	10	1 - 0			1 - 5	5 - 5		2 - 3	0 - 1	23	9 39%	3 43%	4 50%	2 25%
	13			1 - 1						2	1 50%	1 50%		
	16				1 - 0					1	1 100%		1 100%	
	19							0 - 1		1	0 0%	0 0%		
	21	1 - 2			1 - 2	2 - 2		1 - 4		15	5 33%	3 43%	1 20%	1 33%
	23	1 - 2	1 - 0		3 - 4	1 - 1	1 - 1	3 - 3		21	10 48%	4 67%	1 33%	5 42%
Tot			7	3	17	16	2	17	1	63	26 41%	11 48%	7 41%	8 35%
wins CAN			4 57%	1 33%	11 65%	8 50%	1 50%	11 65%	1 100%	37 59%				
Dz			1 50%	0 0%	6 75%	3 100%	1 100%	4 50%		15 65%				
Nz			1 50%		1 50%	3 43%	0 0%	5 100%		10 59%				
Az			2 67%	1 50%	4 57%	2 33%		2 50%	1 100%	12 52%				

LEGEND

Az Attacking zone **Dz** Defending zone **Nz** Neutral zone **Tot** Total face-offs played

Timing and Results provided by  TISSOT



Game Roster

RUS - CHN

Referee(s)

KETONEN Kaisa (FIN)

Linesmen

PAGON Natasa (SLO) , STREITOVA Tereza (CZE)

Goalkeepers

Team: RUS

No	Name	GP	MIP	GA	SVS	SOG	SVS%	GAA
1	MOROZOVA Nadezda	2	20:00	0	4	4	100.00	0.00
20	LESKINA Yulia	2	100:00	2	35	37	94.59	1.20

Team Roster

Team: RUS (red)

No	Pos	Name	GP	G	A	PTS	PIM	+/-
1	GK	MOROZOVA Nadezda	2	0	0	0	0	
2	D	GONCHARENKO Angelina +A	2	0	0	0	0	+4
3	D	VORONTCOVA Natalia	2	0	1	1	0	0
7	F	DYUPINA Evgenia	2	0	0	0	0	0
8	F	GAVRILOVA Iya +C	2	4	3	7	2	+3
9	F	VAFINA Alexandra	2	2	0	2	2	+1
10	F	BELYAKOVA Liudmila	2	1	2	3	4	+3
12	D	PECHNIKOVA Mariia	2	0	0	0	2	+1
13	D	ANANINA Ekaterina	2	0	0	0	2	+1
14	F	BULATOVA Diana	2	0	1	1	2	+1
15	F	PAVLOVA Valeriia	2	0	1	1	0	+1
16	F	KIRILENKO Maria	2	0	0	0	0	0
17	F	LEBEDEVA Ekaterina	2	1	2	3	0	+3
18	F	SOSINA Olga +A	2	3	4	7	2	+5
19	F	SHOKHINA Anna	2	2	4	6	0	+5
20	GK	LESKINA Yulia	2	0	0	0	0	
21	D	SHCHUKINA Ann	2	0	0	0	6	+3
22	D	BATALOVA Mariia	2	0	0	0	0	+5
25	F	SILINA Elena	2	0	0	0	0	0
26	F	DERGACHEVA Elena	2	2	4	6	2	+5
27	F	MITROFANOVA Elina	2	0	0	0	2	0
29	D	NIKOLAEVA Ekaterina	2	0	0	0	0	+4

Team: CHN

No	Name	GP	MIP	GA	SVS	SOG	SVS%	GAA
1	LIU Yuchan	3	27:19	0	7	7	100.00	0.00
19	WANG Yuqing	3	152:26	2	89	91	97.80	0.79
20	YANG Jiaqi	0	00:00	0	0	0	0.00	0.00

Team: CHN (white)

No	Pos	Name	GP	G	A	PTS	PIM	+/-
1	GK	LIU Yuchan	3	0	0	0	0	
2	F	FANG Xin	3	3	4	7	2	+11
4	F	ZHANG Chi	3	0	1	1	4	+1
5	F	GUAN Yingying	3	0	0	0	2	+1
6	D	LIU Zhixin	3	3	2	5	2	+10
7	F	ZHANG Mengying +A	3	2	3	5	4	+8
8	D	DENG Di	3	0	0	0	0	+8
9	D	XIAO Jinqiu +C	3	0	0	0	0	0
10	F	HE Xin	3	2	1	3	0	+2
11	D	ZHAO Qinan	3	0	2	2	4	+2
12	F	LU Shuang	3	1	1	2	6	+1
13	F	DU Jiayao	3	0	1	1	0	+2
14	F	FU Kexin	3	0	0	0	0	0
15	F	KONG Minghui +A	3	3	2	5	2	+11
16	F	LYU Yue	3	0	0	0	0	0
17	D	LIU Siyang	3	0	0	0	0	0
18	D	WEN Lu	3	0	0	0	8	+2
19	GK	WANG Yuqing	3	0	0	0	0	
20	GK	YANG Jiaqi	0	0	0	0	0	
21	D	WANG Lu	0	0	0	0	0	0
22	F	JU Jingwen	3	0	0	0	0	0

LEGEND

A Assists	D Defence	F Forward	G Goals
GA Goals against	GAA Goals against as average per 60 minutes	GK Goalkeeper	GP Games played
MIP Minutes and seconds played	No Jersey number	PIM Penalties in minutes	Pos Position
PTS Points	SOG Shots on goal	SVS Saves	SVS% Saves in percentage
+/- Plus/minus net	+A Assistant captain	+C Captain	

Timing and Results provided by **TISSOT**



Line-ups

RUS - CHN

Referee(s)

KETONEN Kaisa (FIN)

Goalkeepers

Team: RUS

No	Name
20	LESKINA Yulia
1	MOROZOVA Nadezda

Team Line-ups

Team: RUS (red)

No	Pos	Name
2	D	GONCHARENKO Angelina +A
22	D	BATALOVA Mariia
18	F	SOSINA Olga +A
19	F	SHOKHINA Anna
26	F	DERGACHEVA Elena
21	D	SHCHUKINA Ann
29	D	NIKOLAEVA Ekaterina
8	F	GAVRILOVA Iya +C
10	F	BELYAKOVA Liudmila
17	F	LEBEDEVA Ekaterina
12	D	PECHNIKOVA Mariia
13	D	ANANINA Ekaterina
9	F	VAFINA Alexandra
14	F	BULATOVA Diana
15	F	PAVLOVA Valeriia
3	D	VORONTCOVA Natalia
7	F	DYUPINA Evgenia
16	F	KIRILENKO Maria
25	F	SILINA Elena
27	F	MITROFANOVA Elina

Linesmen

PAGON Natasa (SLO) , STREITOVA Tereza (CZE)

Team: CHN

No	Name
19	WANG Yuqing
20	YANG Jiaqi

Team: CHN (white)

No	Pos	Name
6	D	LIU Zhixin
8	D	DENG Di
2	F	FANG Xin
7	F	ZHANG Mengying +A
15	F	KONG Minghui +C
11	D	ZHAO Qinan
18	D	WEN Lu
4	F	ZHANG Chi
10	F	HE Xin
12	F	LU Shuang
17	D	LIU Siyang
5	F	GUAN Yingying
13	F	DU Jiayao
14	F	FU Kexin
16	F	LYU Yue
22	F	JU Jingwen

LEGEND

D Defence


+A Assistant captain

F Forward

+C Captain

No Jersey number

Pos Position

Timing and Results provided by 



Graphical Line-ups

RUS - CHN

Referee(s)

KETONEN Kaisa (FIN)

Linesmen

PAGON Natasa (SLO) , STREITOVA Tereza (CZE)

Team: RUS - Russian Federation (red)

Head Coach: ULYANKIN Alexander

S1 20 LESKINA Yulia		
1 MOROZOVA Nadezda		
S3 22 BATALOVA Mariia	S2 2 GONCHARENKO Angelina +A	
S5 19 SHOKHINA Anna	S6 26 DERGACHEVA Elena	S4 18 SOSINA Olga +A
29 NIKOLAEVA Ekaterina		21 SHCHUKINA Ann
17 LEBEDEVA Ekaterina	10 BELYAKOVA Liudmila	8 GAVRILOVA Iya +C
13 ANANINA Ekaterina		12 PECHNIKOVA Mariia
9 VAFINA Alexandra	14 BULATOVA Diana	15 PAVLOVA Valeriia
3 VORONTCOVA Natalia		16 KIRILENKO Maria
27 MITROFANOVA Elina	25 SILINA Elena	7 DYUPINA Evgenia

Team: CHN - China P.R. (white)

Head Coach: WANG Fuquan

S1 19 WANG Yuqing		
20 YANG Jiaqi		
S3 8 DENG Di	S2 6 LIU Zhixin	
S6 15 KONG Minghui +C	S4 2 FANG Xin	S5 7 ZHANG Mengying +A
11 ZHAO Qinan		18 WEN Lu
10 HE Xin	12 LU Shuang	4 ZHANG Chi
17 LIU Siyang		14 FU Kexin
5 GUAN Yingying	16 LYU Yue	13 DU Jiayao
		22 JU Jingwen

LEGEND

Sn Starting position

+A Assistant captain

+C Captain

Timing and Results provided by **TISSOT**



Game Summary

RUS - CHN 10 - 0 (4 - 0 , 4 - 0 , 2 - 0)

Spectators	Referee(s)	Linesmen
180	KETONEN Kaisa (FIN)	PAGON Natasa (SLO) , STREITOVA Tereza (CZE)

Team Statistics

Period	Score	SVS	SOG	PIM	TPP	PPG	SHG
1	4 : 0	4 : 20	24 : 4	4 : 4	03:02 : 04:00	1 : 0	0 : 0
2	4 : 0	5 : 14	18 : 5	6 : 2	00:19 : 04:32	1 : 0	1 : 0
3	2 : 0	5 : 13	15 : 5	6 : 4	04:00 : 06:03	0 : 0	0 : 0
Total	10 : 0	14 : 47	57 : 14	16 : 10	07:21 : 14:35	2 : 0	1 : 0

1st Period

Action	Time	ET/Res	Team	Type	No	Name	(G)	Name of Assistant(s) / Action Description
GK	00:00		RUS		20	Leskina Y		- Goalkeeper in
GK	00:00		CHN		19	WANG Y		- Goalkeeper in
Goal	03:05	1 : 0	RUS	EQ	2	GONCHARENKO A	(1)	18 Sosina O On Ice RUS 20 2 18 19 21 22 CHN 19 2 4 8 15 18
Goal	03:24	2 : 0	RUS	EQ	8	GAVRILOVA I	(5)	10 BELYAKOVA L On Ice RUS 20 8 10 17 21 29 CHN 19 2 6 7 8 15
Goal	05:44	3 : 0	RUS	EQ	19	SHOKHINA A	(3)	26 DERGACHEVA E On Ice RUS 20 2 18 19 22 26 18 Sosina O CHN 19 2 10 11 16 18
GK	05:44		CHN		20	yang j		- Goalkeeper in
Penalty	09:20	10:22	CHN	2 min.	8	deng d		- Slashing
Goal	10:22	4 : 0	RUS	PP1	2	GONCHARENKO A	(2)	18 Sosina O On Ice RUS 20 2 10 18 19 22 19 SHOKHINA A CHN 20 6 7 15 18 *
Penalty	11:05	13:05	RUS	2 min.	15	PAVLOVA V		- Hooking
Penalty	13:13	15:13	RUS	2 min.	10	BELYAKOVA L		- Illegal Hit
Penalty	16:45	18:45	CHN	2 min.	11	ZHAO Q		- Hooking

2nd Period

Action	Time	ET/Res	Team	Type	No	Name	(G)	Name of Assistant(s) / Action Description
Goal	25:50	5 : 0	RUS	EQ	14	BULATOVA D	(1)	15 PAVLOVA V On Ice RUS 20 9 12 13 14 15 9 VAFINA A CHN 20 4 10 11 12 18
Penalty	26:09	26:28	CHN	2 min.	15	KONG M		- Roughing
Goal	26:28	6 : 0	RUS	PP1	2	GONCHARENKO A	(3)	18 Sosina O On Ice RUS 20 2 8 18 19 26 8 GAVRILOVA I CHN 20 2 6 7 8 *
GK	26:28		CHN		19	WANG Y		- Goalkeeper in
Penalty	30:55	32:55	RUS	2 min.	22	BATALOVA M		- Tripping
GK	30:55		RUS		1	MOROZOVA N		- Goalkeeper in
Penalty	32:01	34:01	RUS	2 min.	17	LEBEDEVA E		- Illegal Hit
Goal	37:15	7 : 0	RUS	EQ	10	BELYAKOVA L	(2)	16 Kirilenko M On Ice RUS 1 3 8 10 16 22 CHN 19 4 10 11 12 18
Penalty	38:34	40:34	RUS	2 min.	2	GONCHARENKO A		- Slashing
Goal	39:19	8 : 0	RUS	SH1	19	SHOKHINA A	(4)	18 Sosina O On Ice RUS 1 18 19 21 22 22 BATALOVA M CHN 19 2 6 7 10 18
GK	39:19		CHN		20	yang j		- Goalkeeper in

3rd Period

Action	Time	ET/Res	Team	Type	No	Name	(G)	Name of Assistant(s) / Action Description
Goal	40:35	9 : 0	RUS	EQ	19	SHOKHINA A	(5)	22 BATALOVA M On Ice RUS 1 2 18 19 22 26 26 DERGACHEVA E CHN 20 6 8 12 13 16
Penalty	41:35	43:35	RUS	2 min.	12	PECHNIKOVA M		- Holding the Stick
Penalty	46:35	48:35	RUS	2 min.	25	SILINA E		- Holding an opponent
Penalty	48:39	50:39	CHN	2 min.	7	ZHANG M		- Hooking
Penalty	55:28	57:28	CHN	2 min.	12	lu s		- Slashing
Goal	57:33	10 : 0	RUS	EQ	10	BELYAKOVA L	(3)	8 GAVRILOVA I On Ice RUS 1 8 10 17 21 29 CHN 20 5 10 11 12 18
Penalty	58:31	60:00	RUS	2 min.	9	VAFINA A		- Tripping

Timing and Results provided by **TISSOT**



Action	Time	ET/Res	Team	Type	No	Name	(G)	Name of Assistant(s) / Action Description
GK	60:00		RUS					1 MOROZOVA N - Goalkeeper out
GK	60:00		CHN					20 yang j - Goalkeeper out

Goalkeeper Records

Team : RUS - Russian Federation

Team : CHN - China P.R.

No	Name	SOG	SVS	MIP	No	Name	SOG	SVS	MIP
20	LESKINA Yulia	8	8	30:55	20	YANG Jiaqi	37	32	41:25
1	MOROZOVA Nadezda	6	6	29:05	19	WANG Yuqing	20	15	18:35

Game Statistics

Team : RUS (red)

Head Coach : ULYANKIN Alexander

No	Pos	Name	G	A	P	PIM	FO+	FO-	FO+/-	FO%	Shots on Goal				TS	+/-
											1	2	3	OT		
2	D	GONCHARENKO Angelina +A	3	0	3	2	0	0	0	0.00	3	1	1		5	+3
18	F	SOSINA Olga +A	0	5	5	0	0	0	0	0.00	1	3	0		4	+4
19	F	SHOKHINA Anna	3	1	4	0	1	1	0	50.00	3	3	1		7	+4
22	D	BATALOVA Mariia	0	2	2	2	0	0	0	0.00	2	1	1		4	+5
26	F	DERGACHEVA Elena	0	2	2	0	7	3	4	70.00	0	1	1		2	+2
8	F	GAVRILOVA Iya +C	1	2	3	0	2	0	2	100.00	5	1	2		8	+3
10	F	BELYAKOVA Liudmila	2	1	3	2	19	11	8	63.33	4	1	2		7	+3
17	F	LEBEDEVA Ekaterina	0	0	0	2	0	1	-1	0.00	0	0	0		0	+2
21	D	SHCHUKINA Ann	0	0	0	0	0	0	0	0.00	4	0	0		4	+4
29	D	NIKOLAEVA Ekaterina	0	0	0	0	0	0	0	0.00	0	0	0		0	+2
9	F	VAFINA Alexandra	0	1	1	2	0	0	0	0.00	0	0	0		0	+1
12	D	PECHNIKOVA Mariia	0	0	0	2	0	0	0	0.00	0	1	0		1	+1
13	D	ANANINA Ekaterina	0	0	0	0	0	0	0	0.00	0	1	1		2	+1
14	F	BULATOVA Diana	1	0	1	0	13	5	8	72.22	0	1	1		2	+1
15	F	PAVLOVA Valeriia	0	1	1	2	0	2	-2	0.00	2	3	2		7	+1
3	D	VORONTCOVA Natalia	0	0	0	0	0	0	0	0.00	0	0	0		0	+1
7	F	DYUPINA Evgenia	0	0	0	0	0	0	0	0.00	0	0	0		0	0
16	F	KIRILENKO Maria	0	1	1	0	1	0	1	100.00	0	1	1		2	+1
25	F	SILINA Elena	0	0	0	2	3	5	-2	37.50	0	0	0		0	0
27	F	MITROFANOVA Elina	0	0	0	0	0	1	-1	0.00	0	0	2		2	0
1	GK	MOROZOVA Nadezda	0	0	0	0					0	0	0		0	
20	GK	LESKINA Yulia	0	0	0	0					0	0	0		0	
Total			10	16	26	16	46	29	17	61.33	24	18	15		57	

Team : CHN (white)

Head Coach : WANG Fuquan

No	Pos	Name	G	A	P	PIM	FO+	FO-	FO+/-	FO%	Shots on Goal				TS	+/-
											1	2	3	OT		
2	F	FANG Xin	0	0	0	0	16	19	-3	45.71	0	0	0		0	-4
6	D	LIU Zhixin	0	0	0	0	0	0	0	0.00	3	0	2		5	-3
7	F	ZHANG Mengying +A	0	0	0	2	2	1	1	66.67	1	1	2		4	-2
8	D	DENG Di	0	0	0	2	0	0	0	0.00	0	1	0		1	-3
15	F	KONG Minghui +C	0	0	0	2	1	0	1	100.00	0	0	0		0	-2
4	F	ZHANG Chi	0	0	0	0	0	0	0	0.00	0	0	0		0	-3
10	F	HE Xin	0	0	0	0	0	3	-3	0.00	0	1	0		1	-5
11	D	ZHAO Qinan	0	0	0	2	0	2	-2	0.00	0	0	0		0	-4
12	F	LU Shuang	0	0	0	2	7	10	-3	41.18	0	1	1		2	-4
18	D	WEN Lu	0	0	0	0	0	2	-2	0.00	0	0	0		0	-6
5	F	GUAN Yingying	0	0	0	0	0	0	0	0.00	0	0	0		0	-1
13	F	DU Jiayao	0	0	0	0	0	0	0	0.00	0	0	0		0	-1
14	F	FU Kexin	0	0	0	0	0	0	0	0.00	0	0	0		0	0
16	F	LYU Yue	0	0	0	0	3	9	-6	25.00	0	0	0		0	-2
17	D	LIU Siyang	0	0	0	0	0	0	0	0.00	0	0	0		0	0
22	F	JU Jingwen	0	0	0	0	0	0	0	0.00	0	1	0		1	0
19	GK	WANG Yuqing	0	0	0	0					0	0	0		0	
20	GK	YANG Jiaqi	0	0	0	0					0	0	0		0	

Timing and Results provided by TISSOT




Head Coach : WANG Fuquan

No	Pos	Name	G	A	P	PIM	FO+	FO-	FO+/-	FO%	Shots on Goal					+/-
											1	2	3	OT	TS	
Total			0	0	0	10	29	46	-17	38.67	4	5	5	14		

LEGEND

(G) Goals in tournament	* does not count for Plus/minus	+/- Plus/minus net	+A Assistant captain
+C Captain	A Assists	D Defence	EQ Equal strength
ET/Res Penalty end time/Result of game	F Forward	FO- Face-offs lost	FO% Face-offs won as percentage
FO+ Face-offs won	FO+/- Face-offs net	G Goals	GK Goalkeeper
MIP Minutes in play (GK)	No Jersey number	OT Overtime	P Points
PIM Penalties in minutes	Pos Position	PP1 Power play - 1 player	PPG Power play goals
SH1 Shorthanded - 1 player	SHG Shorthanded goals	SOG Shots on goal	SVS Saves
TPP Time on power play	TS Total shots		

Timing and Results provided by  TISSOT

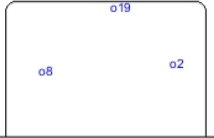


Shot Chart


RUS - CHN

Shots by RUS

Goals (o): 4 SSG (+): 20
SSP (-): 7 SPG (-): 10



GK 19 of CHN



GK 20 of CHN

Shots by CHN

Goals (o): 0 SSG (+): 5
SSP (-): 3 SPG (-): 1



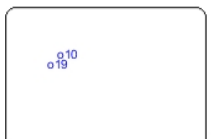
GK 1 of RUS



GK 20 of RUS

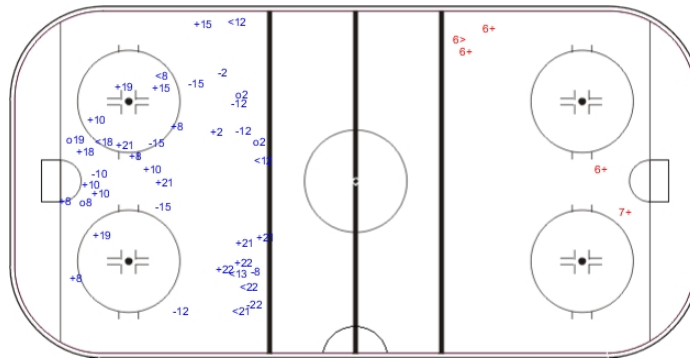
Shots by RUS

Goals (o): 2 SSG (+): 13
SSP (-): 6 SPG (-): 7



GK 20 of CHN

CHN Period: 1 RUS



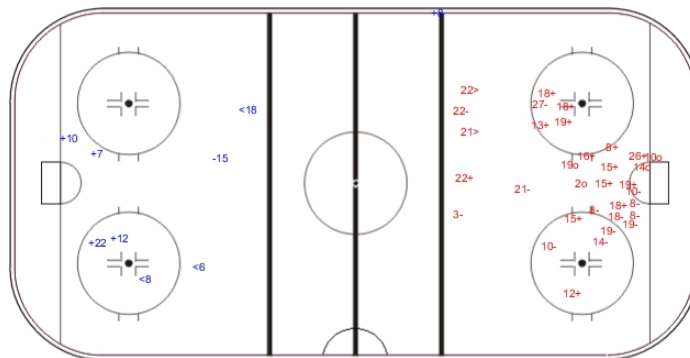
Shots by CHN

Goals (o): 0 SSG (+): 4
SSP (-): 1 SPG (-): 0



GK 20 of RUS

RUS Period: 2 CHN



Shots by RUS

Goals (o): 4 SSG (+): 14
SSP (-): 2 SPG (-): 13

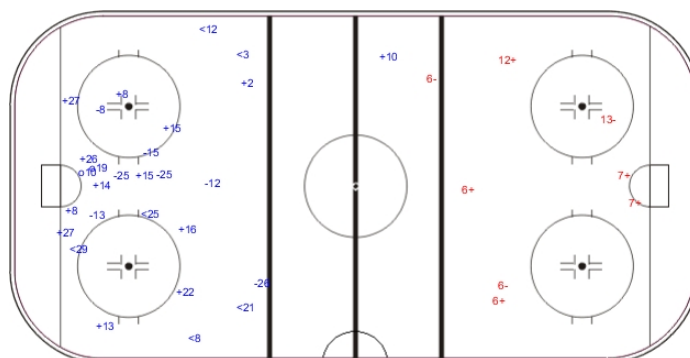


GK 19 of CHN



GK 20 of CHN

CHN Period: 3 RUS



Shots by CHN

Goals (o): 0 SSG (+): 5
SSP (-): 0 SPG (-): 3



GK 1 of RUS

LEGEND

GK Goalkeeper **SPG** Shots past goal **SSG** Shots saved by goalkeeper **SSP** Shots saved by player

Timing and Results provided by **TISSOT**



Face-off Chart

RUS - CHN

PERIOD 1

	RUS		CHN		RUS		CHN		RUS		CHN			
	Def. zone	Att. zone	Neutral zone	Neutral zone	Att. zone	Def. zone	Att. zone	Def. zone	Att. zone	Def. zone	Def. zone	Att. zone		
	+ 10	- 12	+ 26	- 2	+ 8	- 12							Total wins all zones	
	- 26	+ 2	+ 10	- 2	- 14	+ 2								
	+ 14	- 2	+ 10	- 2	- 10	+ 7								
	- 10	+ 2	- 14	+ 2	+ 10	- 10								
			+ 10	- 2	- 10	+ 2								
			- 14	+ 2	- 10	+ 2								
			+ 10	- 2	+ 10	- 2								
			- 14	+ 2	+ 10	- 12								
					+ 14	- 11								
					+ 26	- 2								
					+ 26	- 2								
					+ 10	- 2								
Total wins / period	2 / 50%	2 / 50%	4 / 67%	2 / 33%	8 / 67%	4 / 33%							RUS	CHN
													14 / 64%	8 / 36%

PERIOD 2

	RUS		CHN		RUS		CHN		RUS		CHN			
	Def. zone	Att. zone	Neutral zone	Neutral zone	Att. zone	Def. zone	Att. zone	Def. zone	Att. zone	Def. zone	Att. zone	Def. zone		
	+ 10	- 16	+ 10	- 2	+ 16	- 12							Total wins all zones	
	- 10	+ 12	- 14	+ 2	+ 25	- 12								
	- 10	+ 12	+ 10	- 16	+ 10	- 16								
	- 10	+ 12	- 25	+ 15	+ 26	- 2								
	- 15	+ 2	+ 10	- 16	+ 26	- 2								
	- 17	+ 2	+ 8	- 2	+ 14	- 12								
	+ 10	- 12	- 10	+ 16	+ 14	- 12								
	- 19	+ 2	- 26	+ 2	+ 26	- 7								
			- 15	+ 12	+ 14	- 18								
					- 25	+ 7								
					+ 19	- 12								
					- 14	+ 16								
					+ 10	- 2								
Total wins / period	2 / 25%	6 / 75%	4 / 44%	5 / 56%	11 / 85%	2 / 15%							RUS	CHN
													17 / 57%	13 / 43%

PERIOD 3

	RUS		CHN		RUS		CHN		RUS		CHN			
	Def. zone	Att. zone	Neutral zone	Neutral zone	Att. zone	Def. zone	Att. zone	Def. zone	Att. zone	Def. zone	Att. zone	Def. zone		
	+ 14	- 2	+ 26	- 16	+ 10	- 10							Total wins all zones	
	- 25	+ 2	- 10	+ 12	+ 25	- 16								
	+ 14	- 16	- 10	+ 12	+ 14	- 16								
	- 26	+ 2	+ 14	- 16	- 25	+ 2								
	+ 14	- 12	- 10	+ 12	+ 10	- 18								
	+ 25	- 2	+ 10	- 10	+ 10	- 11								
	- 27	+ 2	+ 14	- 2	+ 14	- 2								
			+ 14	- 2	- 25	+ 16								
Total wins / period	4 / 57%	3 / 43%	5 / 63%	3 / 37%	6 / 75%	2 / 25%							RUS	CHN
													15 / 65%	8 / 35%



TOTAL

Total wins / game	RUS	CHN	RUS	CHN	RUS	CHN	Total wins all zones	
	Def. zone	Att. zone	Neutral zone		Att. zone	Def. zone	RUS	CHN
	8 / 42%	11 / 58%	13 / 57%	10 / 43%	25 / 76%	8 / 24%	46 / 61%	29 / 39%



HEAD TO HEAD

	CHN									Tot	wins RUS	Dz	Nz	Az
	No.	2	7	10	11	12	15	16	18					
RUS	8	1 - 0				1 - 0				2	2 100%		1 100%	1 100%
	10	7 - 3	0 - 1	3 - 0	1 - 0	3 - 6		4 - 1	1 - 0	30	19 63%	3 43%	7 64%	9 75%
	14	5 - 4			1 - 0	3 - 0		3 - 1	1 - 0	18	13 72%	4 100%	3 50%	6 75%
	15	0 - 1				0 - 1				2	0 0%	0 0%	0 0%	
	16					1 - 0				1	1 100%			1 100%
	17	0 - 1								1	0 0%	0 0%		
	19	0 - 1				1 - 0				2	1 50%	0 0%		1 100%
	25	1 - 2	0 - 1			1 - 0	0 - 1	1 - 1		8	3 38%	1 50%	0 0%	2 40%
	26	5 - 3	1 - 0					1 - 0		10	7 70%	0 0%	2 67%	5 100%
	27	0 - 1								1	0 0%	0 0%		
Tot	35	3	3	2	17	1	12	2	75	46 61%	8 42%	13 57%	25 76%	
wins CHN	16 46%	2 67%	0 0%	0 0%	7 41%	1 100%	3 25%	0 0%	29 39%					
Dz	4 33%	2 67%	0 0%	0 0%	0 0%		2 40%	0 0%	8 24%					
Nz	4 33%		0 0%		4 100%	1 100%	1 20%		10 43%					
Az	8 73%				3 50%		0 0%		11 58%					

LEGEND

Az Attacking zone **Dz** Defending zone **Nz** Neutral zone **Tot** Total face-offs played

Timing and Results provided by **TISSOT**



Game Roster

REVISED
5 FEB 16:06

USA - CHN

Referee(s)

FUCHSEL Maria Raabye (DEN)

Linesmen

ANDERSSON Liv (SWE) , PAGON Natasa (SLO)

Goalkeepers

Team: USA

No	Name	GP	MIP	GA	SVS	SOG	SVS%	GAA
1	BARLOW Maria	0	00:00	0	0	0	0.00	0.00
30	NOSANOV Caitlin	0	00:00	0	0	0	0.00	0.00

Team: CHN

No	Name	GP	MIP	GA	SVS	SOG	SVS%	GAA
1	LIU Yuchan	0	00:00	0	0	0	0.00	0.00
19	WANG Yuqing	0	00:00	0	0	0	0.00	0.00
20	YANG Jiaqi	0	00:00	0	0	0	0.00	0.00

Team Roster

Team: USA (white)

No	Pos	Name	GP	G	A	PTS	PIM	+/-
1	GK	BARLOW Maria	0	0	0	0	0	
2	D	HARRINGTON Paige +A	0	0	0	0	0	0
3	D	BORTOLUSSI Victoria	0	0	0	0	0	0
4	D	ROBISON Corey	0	0	0	0	0	0
5	D	McGRATH Morgan	0	0	0	0	0	0
6	D	THOMAS Whitney	0	0	0	0	0	0
7	D	ANTOS Amanda	0	0	0	0	0	0
8	D	LABOSSIERE Caleigh	0	0	0	0	0	0
9	D	SMIDDY Madison	0	0	0	0	0	0
10	F	BOOTH Rachael	0	0	0	0	0	0
11	F	KORZON Monica +C	0	0	0	0	0	0
12	F	CHALIFOUX Eleanor	0	0	0	0	0	0
14	F	ABROMSON Amanda	0	0	0	0	0	0
15	F	FORD Emily	0	0	0	0	0	0
16	F	WILLIAMS Hayley +A	0	0	0	0	0	0
17	F	MOONEY Kaley	0	0	0	0	0	0
18	F	O NEIL Molly	0	0	0	0	0	0
19	F	MYERS Kendra	0	0	0	0	0	0
22	F	LEVESQUE Kristen	0	0	0	0	0	0
23	F	CATLOW Cassandra	0	0	0	0	0	0
25	F	AUGUSTINE Katelyn	0	0	0	0	0	0
30	GK	NOSANOV Caitlin	0	0	0	0	0	

Head Coach: WRIGHT Kristen

Team: CHN (red)

No	Pos	Name	GP	G	A	PTS	PIM	+/-
1	GK	LIU Yuchan	0	0	0	0	0	
2	F	FANG Xin	0	0	0	0	0	0
4	F	ZHANG Chi	0	0	0	0	0	0
5	F	GUAN Yingying	0	0	0	0	0	0
6	D	LIU Zhixin	0	0	0	0	0	0
7	F	ZHANG Mengying +A	0	0	0	0	0	0
8	D	DENG Di	0	0	0	0	0	0
9	D	XIAO Jinqiu +C	0	0	0	0	0	0
10	F	HE Xin	0	0	0	0	0	0
11	D	ZHAO Qinan	0	0	0	0	0	0
12	F	LU Shuang	0	0	0	0	0	0
13	F	DU Jiayao	0	0	0	0	0	0
14	F	FU Kexin	0	0	0	0	0	0
15	F	KONG Minghui +A	0	0	0	0	0	0
16	F	LYU Yue	0	0	0	0	0	0
17	D	LIU Siyang	0	0	0	0	0	0
18	D	WEN Lu	0	0	0	0	0	0
19	GK	WANG Yuqing	0	0	0	0	0	
20	GK	YANG Jiaqi	0	0	0	0	0	
21	D	WANG Lu	0	0	0	0	0	0
22	F	JU Jingwen	0	0	0	0	0	0

Head Coach: WANG Fuquan

LEGEND

A Assists	D Defence	F Forward	G Goals
GA Goals against	GAA Goals against as average per 60 minutes	GK Goalkeeper	GP Games played
MIP Minutes and seconds played	No Jersey number	PIM Penalties in minutes	Pos Position
PTS Points	SOG Shots on goal	SVS Saves	SVS% Saves in percentage
+/- Plus/minus net	+A Assistant captain	+C Captain	

Correction of family name for #4 and #8 for team USA.

Timing and Results provided by **TISSOT**



Line-Ups

USA - CHN

Referee(s)

FUCHSEL Maria Raabye (DEN)

Linesmen

ANDERSSON Liv (SWE) , PAGON Natasa (SLO)

Goalkeepers

Team: USA

No Name

1 BARLOW Maria
30 NOSANOV Caitlin

Team Line-ups

Team: USA (white)

No Pos Name

2 D	HARRINGTON Paige +A
7 D	ANTOS Amanda
10 F	BOOTH Rachael
12 F	CHALIFOUX Eleanor
16 F	WILLIAMS Hayley +A
6 D	THOMAS Whitney
9 D	SMIDDY Madison
11 F	KORZON Monica +C
17 F	MOONEY Kaley
25 F	AUGUSTINE Katelyn
4 D	ROBISON Corey
5 D	McGRATH Morgan
15 F	FORD Emily
18 F	O NEIL Molly
22 F	LEVESQUE Kristen
3 D	BORTOLUSSI Victoria
8 D	LABOSSIERE Caleigh
14 F	ABROMSON Amanda
19 F	MYERS Kendra
23 F	CATLOW Cassandra

Head Coach: WRIGHT Kristen

Team: CHN

No Name

19 WANG Yuqing
1 LIU Yuchan

Team: CHN (red)

No Pos Name

6 D	LIU Zhixin
8 D	DENG Di
2 F	FANG Xin
7 F	ZHANG Mengying +A
15 F	KONG Minghui +A
11 D	ZHAO Qinan
18 D	WEN Lu
4 F	ZHANG Chi
10 F	HE Xin
12 F	LU Shuang
9 D	XIAO Jinqiu +C
17 D	LIU Siyang
13 F	DU Jiayao
16 F	LYU Yue
22 F	JU Jingwen
5 F	GUAN Yingying
14 F	FU Kexin


Head Coach: WANG Fuquan

NOT DRESSED:

20 GK YANG Jiaqi
21 D WANG Lu

LEGEND

D	Defence	F	Forward	No	Jersey number	Pos	Position
+A	Assistant captain	+C	Captain				

Timing and Results provided by  TISSOT



Graphical Line-Ups

USA - CHN

Referee(s)

FUCHSEL Maria Raabye (DEN)

Linesmen

ANDERSSON Liv (SWE) , PAGON Natasa (SLO)

Team: USA - United States of America (white)

Head Coach: WRIGHT Kristen

S1 1 BARLOW Maria		
30 NOSANOV Caitlin		
S2 2 HARRINGTON Paige +A	S3 7 ANTOS Amanda	
S4 10 BOOTH Rachael	S6 16 WILLIAMS Hayley +A	S5 12 CHALIFOUX Eleanor
9 SMIDDY Madison		6 THOMAS Whitney
17 MOONEY Kaley	25 AUGUSTINE Katelyn	11 KORZON Monica +C
5 McGRATH Morgan		4 ROBISON Corey
22 LEVESQUE Kristen	15 FORD Emily	18 O NEIL Molly
3 BORTOLUSSI Victoria		8 LABOSSIERE Caleigh
14 ABROMSON Amanda	23 CATLOW Cassondra	19 MYERS Kendra

Team: CHN - China P.R. (red)

Head Coach: WANG Fuquan

S1 19 WANG Yuqing		
1 LIU Yuchan		
S3 8 DENG Di	S2 6 LIU Zhixin	
S6 15 KONG Minghui +A	S4 2 FANG Xin	S5 7 ZHANG Mengying +A
18 WEN Lu		11 ZHAO Qinan
10 HE Xin	12 LU Shuang	4 ZHANG Chi
17 LIU Siyang		9 XIAO Jinjiu +C
13 DU Jiayao	16 LYU Yue	22 JU Jingwen
14 FU Kexin	5 GUAN Yingying	

LEGEND

Sn Starting position

+A Assistant captain

+C Captain

Timing and Results provided by **TISSOT**



Game Summary

USA - CHN 1 - 2 (0 - 0, 0 - 0, 1 - 2)

Spectators	Referee(s)	Linesmen
150	FUCHSEL Maria Raabye (DEN)	ANDERSSON Liv (SWE) , PAGON Natasa (SLO)

Team Statistics

Period	Score	SVS	SOG	PIM	TPP	PPG	SHG
1	0 : 0	9 : 4	4 : 9	4 : 0	00:00 : 04:00	0 : 0	0 : 0
2	0 : 0	7 : 17	17 : 7	0 : 6	05:36 : 00:00	0 : 0	0 : 0
3	1 : 2	6 : 6	7 : 8	2 : 2	02:24 : 01:31	0 : 0	0 : 0
Total	1 : 2	22 : 27	28 : 24	6 : 8	08:00 : 05:31	0 : 0	0 : 0

1st Period

Action	Time	ET/Res	Team	Type	No	Name	(G)	Name of Assistant(s) / Action Description
GK	00:00		USA		1	BARLOW M		- Goalkeeper in
GK	00:00		CHN		19	WANG Y		- Goalkeeper in
Penalty	07:46	09:46	USA	2 min.	17	MOONEY K		- Hooking
Penalty	14:51	16:51	USA	2 min.	15	FORD E		- Hooking

2nd Period

Action	Time	ET/Res	Team	Type	No	Name	(G)	Name of Assistant(s) / Action Description
Penalty	27:53	29:53	CHN	2 min.	12	lu s		- High Sticking
Penalty	32:25	34:25	CHN	2 min.	18	WEN L		- Hooking
Penalty	38:24	40:24	CHN	2 min.	12	lu s		- Interference

3rd Period

Action	Time	ET/Res	Team	Type	No	Name	(G)	Name of Assistant(s) / Action Description
Goal	43:39	1 : 0	USA	EQ	19	MYERS K	(1)	6 THOMAS W 14 ABROMSON A On Ice USA 1 6 9 14 19 23 CHN 19 4 10 11 12 18
Goal	47:00	1 : 1	CHN	EQ	2	FANG X	(1)	6 LIU Z On Ice USA 1 4 5 14 19 23 CHN 19 2 6 7 13 15
Penalty	50:47	52:47	CHN	2 min.	15	KONG M		- Elbowing
Goal	55:27	1 : 2	CHN	EQ	6	LIU Z	(1)	15 KONG M On Ice USA 1 4 5 10 11 16 CHN 19 2 6 7 8 15
Penalty	58:29	60:00	USA	2 min.	17	MOONEY K		- Hooking
Time-out	58:29		USA					
GK	60:00		USA					1 BARLOW M - Goalkeeper out
GK	60:00		CHN					19 WANG Y - Goalkeeper out

Goalkeeper Records

Team : USA - United States of America

Team : CHN - China P.R.

No	Name	SOG	SVS	MIP	No	Name	SOG	SVS	MIP
1	BARLOW Maria	24	22	60:00	19	WANG Yuqing	28	27	60:00
30	NOSANOV Caitlin				1	LIU Yuchan			

Game Statistics

Team : USA (white)

Head Coach : WRIGHT Kristen

No	Pos	Name	G	A	P	PIM	FO+	FO-	FO+/-	FO%	Shots on Goal					+/-
											1	2	3	OT	TS	
2	D	HARRINGTON Paige +A	0	0	0	0	0	0	0	0.00	0	3	0		3	0
7	D	ANTOS Amanda	0	0	0	0	0	0	0	0.00	0	0	0		0	0
10	F	BOOTH Rachael	0	0	0	0	0	0	0	0.00	0	3	0		3	-1
12	F	CHALIFOUX Eleanor	0	0	0	0	0	0	0	0.00	0	2	0		2	0
16	F	WILLIAMS Hayley +A	0	0	0	0	18	4	14	81.82	0	2	0		2	-1
6	D	THOMAS Whitney	0	1	1	0	0	0	0	0.00	0	0	0		0	+1
9	D	SMIDDY Madison	0	0	0	0	0	0	0	0.00	0	0	2		2	+1
11	F	KORZON Monica +C	0	0	0	0	0	1	-1	0.00	0	0	1		1	-1

Timing and Results provided by **TISSOT**



Head Coach : WRIGHT Kristen		Shots on Goal														
No	Pos	Name	G	A	P	PIM	FO+	FO-	FO+/-	FO%	1	2	3	OT	TS	+/-
17	F	MOONEY Kaley	0	0	0	4	0	0	0	0.00	1	0	0		1	0
25	F	AUGUSTINE Katelyn	0	0	0	0	5	3	2	62.50	0	1	0		1	0
4	D	ROBISON Corey	0	0	0	0	0	0	0	0.00	0	0	0		0	-2
5	D	McGRATH Morgan	0	0	0	0	0	0	0	0.00	1	0	0		1	-2
15	F	FORD Emily	0	0	0	2	2	5	-3	28.57	1	0	2		3	0
18	F	O NEIL Molly	0	0	0	0	0	0	0	0.00	0	2	0		2	0
22	F	LEVESQUE Kristen	0	0	0	0	0	2	-2	0.00	0	0	0		0	0
3	D	BORTOLUSSI Victoria	0	0	0	0	0	0	0	0.00	0	1	0		1	0
8	D	LABOSSIERE Caleigh	0	0	0	0	0	0	0	0.00	0	1	0		1	0
14	F	ABROMSON Amanda	0	1	1	0	4	1	3	80.00	0	1	0		1	0
19	F	MYERS Kendra	1	0	1	0	1	6	-5	14.29	1	0	2		3	0
23	F	CATLOW Cassandra	0	0	0	0	7	2	5	77.78	0	1	0		1	0
1	GK	BARLOW Maria	0	0	0	0					0	0	0		0	
30	GK	NOSANOV Caitlin	0	0	0	0					0	0	0		0	
Total			1	2	3	6	37	24	13	60.66	4	17	7		28	

Team : CHN (red)

Head Coach : WANG Fuquan		Shots on Goal														
No	Pos	Name	G	A	P	PIM	FO+	FO-	FO+/-	FO%	1	2	3	OT	TS	+/-
2	F	FANG Xin	1	0	1	0	14	18	-4	43.75	1	1	2		4	+2
6	D	LIU Zhixin	1	1	2	0	0	0	0	0.00	3	1	1		5	+2
7	F	ZHANG Mengying +A	0	0	0	0	1	5	-4	16.67	1	0	1		2	+2
8	D	DENG Di	0	0	0	0	0	0	0	0.00	0	0	0		0	+1
15	F	KONG Minghui +A	0	1	1	2	0	3	-3	0.00	1	2	3		6	+2
4	F	ZHANG Chi	0	0	0	0	0	0	0	0.00	1	0	0		1	-1
10	F	HE Xin	0	0	0	0	1	2	-1	33.33	2	1	1		4	-1
11	D	ZHAO Qinan	0	0	0	0	0	0	0	0.00	0	0	0		0	-1
12	F	LU Shuang	0	0	0	4	8	6	2	57.14	0	2	0		2	-1
18	D	WEN Lu	0	0	0	2	0	0	0	0.00	0	0	0		0	-1
9	D	XIAO Jinjia +C	0	0	0	0	0	0	0	0.00	0	0	0		0	0
13	F	DU Jiayao	0	0	0	0	0	0	0	0.00	0	0	0		0	+1
16	F	LYU Yue	0	0	0	0	0	3	-3	0.00	0	0	0		0	0
17	D	LIU Siyang	0	0	0	0	0	0	0	0.00	0	0	0		0	0
22	F	JU Jingwen	0	0	0	0	0	0	0	0.00	0	0	0		0	0
5	F	GUAN Yingying	0	0	0	0	0	0	0	0.00	0	0	0		0	0
14	F	FU Kexin	0	0	0	0	0	0	0	0.00	0	0	0		0	0
1	GK	LIU Yuchan	0	0	0	0					0	0	0		0	
19	GK	WANG Yuqing	0	0	0	0					0	0	0		0	
Total			2	2	4	8	24	37	-13	39.34	9	7	8		24	

Group A

R	Team	GP	W	OTW	OTL	L	GDF	GF : GA	PTS
1	CHN	1	1	0	0	0	+1	2 : 1	3
2	USA	1	0	0	0	1	-1	1 : 2	0
-	ESP	0							
-	JPN	0							

	CHN	ESP	JPN	USA
CHN	*****	SAT 07 FEB 20:30	MON 09 FEB 17:00	2:1
ESP	SAT 07 FEB 20:30	*****	THU 05 FEB 20:30	MON 09 FEB 20:30
JPN	MON 09 FEB 17:00	THU 05 FEB 20:30	*****	SAT 07 FEB 17:00
USA	1:2	MON 09 FEB 20:30	SAT 07 FEB 17:00	*****



LEGEND			
(G)	Goals in tournament	+/-	Plus/minus net
A	Assists	D	Defence
F	Forward	FO-	Face-offs lost
FO+/-	Face-offs net	G	Goals
GF	Goals for	GK	Goalkeeper
MIP	Minutes in play (GK)	No	Jersey number
OTW	Overtime wins	P	Points
PPG	Power play goals	PTS	Points
SOG	Shots on goal	SVS	Saves
W	Wins	+A	Assistant captain
		EQ	Equal strength
		FO%	Face-offs won as percentage
		GA	Goals against
		GP	Games played
		OT	Overtime
		PIM	Penalties in minutes
		R	Rank
		TPP	Time on power play
		+C	Captain
		ET/Res	Penalty end time/Result of game
		FO+	Face-offs won
		GDF	Goal difference
		L	Losses
		OTL	Overtime losses
		Pos	Position
		SHG	Shorthanded goals
		TS	Total shots



Shot Chart

USA - CHN

Shots by USA

Goals (o): 0 SSG (+): 4
SSP (-): 2 SPG (-): 5



GK 19 of CHN

Shots by CHN


Goals (o): 0 SSG (+): 7
SSP (-): 2 SPG (-): 5



GK 1 of USA

Shots by USA

Goals (o): 1 SSG (+): 6
SSP (-): 2 SPG (-): 5



GK 19 of CHN

Shots by CHN

Goals (o): 0 SSG (+): 9
SSP (-): 2 SPG (-): 3



GK 1 of USA

Shots by USA

Goals (o): 0 SSG (+): 17
SSP (-): 5 SPG (-): 3



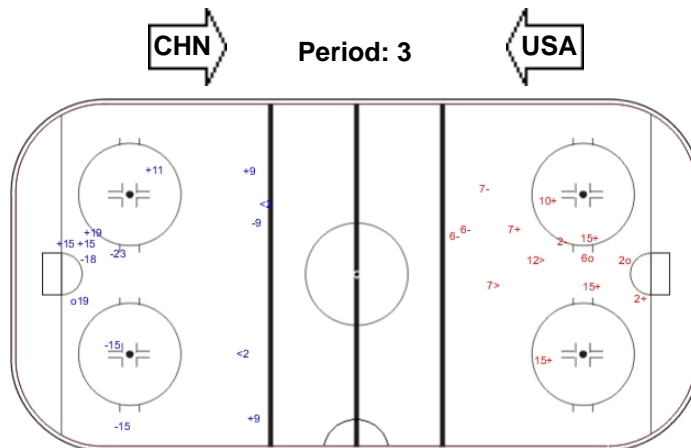
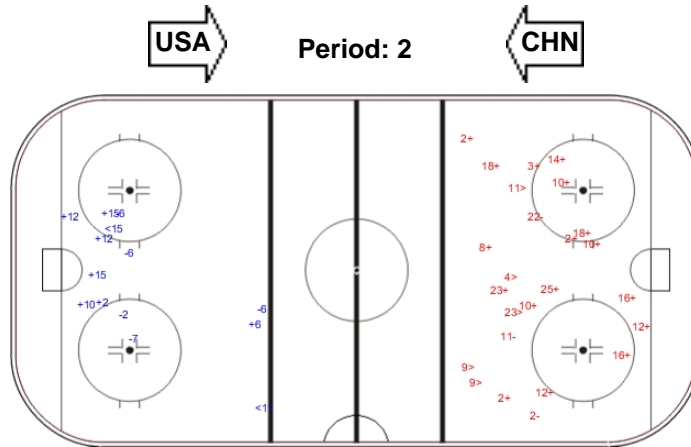
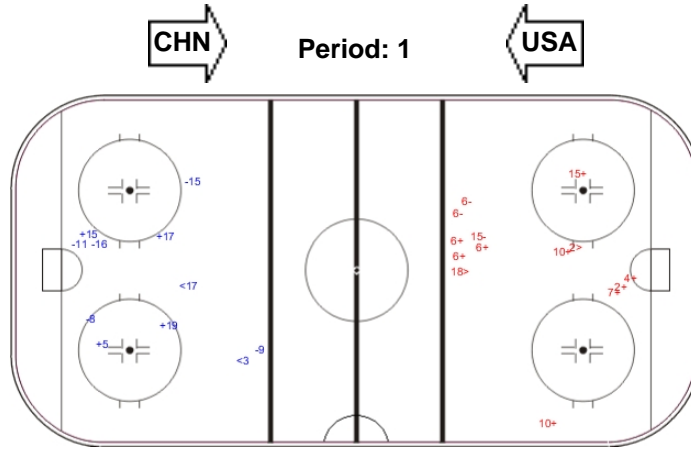
GK 19 of CHN

Shots by CHN

Goals (o): 2 SSG (+): 6
SSP (-): 2 SPG (-): 4



GK 1 of USA



LEGEND

GK Goalkeeper **SPG** Shots past goal **SSG** Shots saved by goalkeeper **SSP** Shots saved by player



Face-off Chart

USA - CHN

PERIOD 1

	USA	CHN	Neutral zone		USA	CHN	Total wins all zones				
	Def. zone	Att. zone	USA	CHN	Att. zone	Def. zone					
	+ 16	- 10	+ 16	- 2	+ 16	- 2	<table border="1"> <tr> <th>USA</th> <th>CHN</th> </tr> <tr> <td>10 / 71%</td> <td>4 / 29%</td> </tr> </table>	USA	CHN	10 / 71%	4 / 29%
USA	CHN										
10 / 71%	4 / 29%										
	- 16	+ 2	+ 16	- 2	+ 25	- 16					
	- 23	+ 2			+ 16	- 12					
	+ 14	- 12									
	- 14	+ 2									
	+ 16	- 2									
	+ 23	- 16									
	- 16	+ 2									
	+ 25	- 10									
Total wins / period	5 / 56%	4 / 44%	2 / 100%	0 / 0%	3 / 100%	0 / 0%					

PERIOD 2

	USA	CHN	Neutral zone		USA	CHN	Total wins all zones				
	Def. zone	Att. zone	USA	CHN	Att. zone	Def. zone					
	- 22	+ 2	+ 16	- 2	+ 25	- 2	<table border="1"> <tr> <th>USA</th> <th>CHN</th> </tr> <tr> <td>18 / 69%</td> <td>8 / 31%</td> </tr> </table>	USA	CHN	18 / 69%	8 / 31%
USA	CHN										
18 / 69%	8 / 31%										
			+ 15	- 12	+ 25	- 2					
			+ 16	- 16	- 15	+ 10					
			+ 16	- 2	- 19	+ 2					
			+ 23	- 2	+ 16	- 2					
			- 19	+ 12	- 25	+ 12					
			+ 19	- 12	- 19	+ 12					
			+ 15	- 2	+ 16	- 15					
			- 16	+ 12	+ 16	- 7					
					+ 16	- 7					
					- 19	+ 2					
					+ 14	- 15					
					+ 14	- 7					
					+ 23	- 2					
					+ 16	- 2					
					+ 16	- 15					
Total wins / period	0 / 0%	1 / 100%	7 / 78%	2 / 22%	11 / 69%	5 / 31%					

PERIOD 3

	USA	CHN	Neutral zone		USA	CHN	Total wins all zones				
	Def. zone	Att. zone	USA	CHN	Att. zone	Def. zone					
	- 22	+ 2	+ 14	- 2	- 19	+ 12	<table border="1"> <tr> <th>USA</th> <th>CHN</th> </tr> <tr> <td>9 / 43%</td> <td>12 / 57%</td> </tr> </table>	USA	CHN	9 / 43%	12 / 57%
USA	CHN										
9 / 43%	12 / 57%										
	- 15	+ 2	- 19	+ 2	+ 16	- 2					
	+ 25	- 12	- 15	+ 2	+ 16	- 7					
	- 25	+ 12	- 15	+ 12	+ 23	- 7					
	- 16	+ 2	- 25	+ 2	+ 23	- 2					
			- 15	+ 12	- 11	+ 2					
			+ 16	- 12	+ 23	- 2					
			+ 23	- 2	- 23	+ 7					
Total wins / period	1 / 20%	4 / 80%	3 / 38%	5 / 62%	5 / 63%	3 / 37%					



TOTAL

Total wins / game	USA	CHN	USA	CHN	USA	CHN	Total wins all zones	
	Def. zone	Att. zone	Neutral zone		Att. zone	Def. zone	USA	CHN
	6 / 40%	9 / 60%	12 / 63%	7 / 37%	19 / 70%	8 / 30%	37 / 61%	24 / 39%



HEAD TO HEAD

	CHN						Tot	wins USA	Dz	Nz	Az	
	No.	2	7	10	12	15						16
USA	11	0 - 1						1	0 0%			0 0%
	14	1 - 1	1 - 0		1 - 0	1 - 0		5	4 80%	1 50%	1 100%	2 100%
	15	1 - 2		0 - 1	1 - 2			7	2 29%	0 0%	2 40%	0 0%
	16	9 - 3	3 - 0	1 - 0	2 - 1	2 - 0	1 - 0	22	18 82%	2 40%	6 86%	10 100%
	19	0 - 3			1 - 3			7	1 14%		1 33%	0 0%
	22	0 - 2						2	0 0%	0 0%		
	23	5 - 1	1 - 1				1 - 0	9	7 78%	1 50%	2 100%	4 80%
	25	2 - 1		1 - 0	1 - 2		1 - 0	8	5 63%	2 67%	0 0%	3 75%
Tot	32	6	3	14	3	3	61	37 61%	6 40%	12 63%	19 70%	
wins CHN	14 44%	1 17%	1 33%	8 57%	0 0%	0 0%	24 39%					
Dz	3 25%	1 17%	1 100%	3 75%	0 0%	0 0%	8 30%					
Nz	3 27%			4 57%		0 0%	7 37%					
Az	8 89%		0 0%	1 33%		0 0%	9 60%					

LEGEND

Az Attacking zone **Dz** Defending zone **Nz** Neutral zone **Tot** Total face-offs played

Timing and Results provided by **TISSOT**



Game Roster

JPN - ESP

Referee(s)

KETONEN Kaisa (FIN)

Linesmen

ANGERER Bettina (AUT) , STREITOVA Tereza (CZE)

Goalkeepers

Team: JPN

No	Name	GP	MIP	GA	SVS	SOG	SVS%	GAA
1	FUJIMOTO Nana	0	00:00	0	0	0	0.00	0.00
20	KOMURA Yuuri	0	00:00	0	0	0	0.00	0.00
25	YOSHIDA Amika	0	00:00	0	0	0	0.00	0.00

Team Roster

Team: JPN (black)

No	Pos	Name	GP	G	A	PTS	PIM	+/-
1	GK	FUJIMOTO Nana	0	0	0	0	0	
2	D	KOIKE Shiori	0	0	0	0	0	0
3	D	FUJIMOTO Nachi	0	0	0	0	0	0
4	D	TOKO Ayaka	0	0	0	0	0	0
5	D	YOSHIDA Miyuka	0	0	0	0	0	0
6	D	SUZUKI Sena	0	0	0	0	0	0
7	D	HORI Mika	0	0	0	0	0	0
10	F	YONEYAMA Haruna	0	0	0	0	0	0
11	F	MORII Mai	0	0	0	0	0	0
12	F	OSAWA Chiho	0	0	0	0	0	0
13	F	FUJIMOTO Moeko	0	0	0	0	0	0
14	F	YUYAMA Seika	0	0	0	0	0	0
15	F	TOUMA Miyou	0	0	0	0	0	0
16	F	NOTOYA Yui	0	0	0	0	0	0
17	F	OTA Yukina	0	0	0	0	0	0
18	F	MORITAKE Runa	0	0	0	0	0	0
19	F	OHASHI Asami	0	0	0	0	0	0
20	GK	KOMURA Yuuri	0	0	0	0	0	
21	F	IWASAKI Mayu	0	0	0	0	0	0
22	F	SUGISAWA Nene	0	0	0	0	0	0
23	F	SAKAMOTO Rio	0	0	0	0	0	0
25	GK	YOSHIDA Amika	0	0	0	0	0	

Head Coach: KASAHARA Yujiro

Team: ESP

No	Name	GP	MIP	GA	SVS	SOG	SVS%	GAA
1	ALVARADO Carlota	0	00:00	0	0	0	0.00	0.00
20	TEDONE Oihane	0	00:00	0	0	0	0.00	0.00

Team: ESP (yellow)

No	Pos	Name	GP	G	A	PTS	PIM	+/-
1	GK	ALVARADO Carlota	0	0	0	0	0	
2	D	GARCIA-LORENZANA Isabel	0	0	0	0	0	0
3	D	FABO Mireya	0	0	0	0	0	0
4	D	SAINZ Luna	0	0	0	0	0	0
5	D	ORTIZ Gemma	0	0	0	0	0	0
6	F	GARCIA Patricia	0	0	0	0	0	0
7	F	REBOLLEDO Laura	0	0	0	0	0	0
8	F	ESTIRADO Patricia	0	0	0	0	0	0
10	F	de la POMPA Claudia	0	0	0	0	0	0
11	D	CASTILLEJO Ana	0	0	0	0	0	0
12	D	ALVAREZ Raquel	0	0	0	0	0	0
13	D	RAVENTOS Jana	0	0	0	0	0	0
14	D	ABRISQUETA Leticia	0	0	0	0	0	0
15	F	SENAC Irene	0	0	0	0	0	0
16	D	ALMENDRO Ines	0	0	0	0	0	0
18	D	ABRISQUETA Vanesa	0	0	0	0	0	0
20	GK	TEDONE Oihane	0	0	0	0	0	
21	D	RIVERA Carmen	0	0	0	0	0	0
22	D	GRANDE Tamara	0	0	0	0	0	0
23	F	CALERO Alba	0	0	0	0	0	0
24	D	ALVAREZ Elena	0	0	0	0	0	0

Head Coach: GORDOVIL BARTOLL Carlos

LEGEND

A Assists	D Defence	F Forward	G Goals
GA Goals against	GAA Goals against as average per 60 minutes	GK Goalkeeper	GP Games played
MIP Minutes and seconds played	No Jersey number	PIM Penalties in minutes	Pos Position
PTS Points	SOG Shots on goal	SVS Saves	SVS% Saves in percentage
+/- Plus/minus net			

Timing and Results provided by **TISSOT**



Line-Ups

JPN - ESP

Referee(s)

KETONEN Kaisa (FIN)

Linesmen

ANGERER Bettina (AUT) , STREITOVA Tereza (CZE)

Goalkeepers

Team: JPN

No Name

1 FUJIMOTO Nana
25 YOSHIDA Amika

Team Line-ups

Team: JPN (black)

No Pos Name

2	D	KOIKE Shiori
4	D	TOKO Ayaka
10	F	YONEYAMA Haruna
12	F	OSAWA Chiho +C
13	F	FUJIMOTO Moeko
6	D	SUZUKI Sena +A
7	D	HORI Mika
11	F	MORII Mai
17	F	OTA Yukina
21	F	IWASAKI Mayu
3	D	FUJIMOTO Nachi +A
5	D	YOSHIDA Miyuka
18	F	MORITAKE Runa
19	F	OHASHI Asami
23	F	SAKAMOTO Rio
15	F	TOUMA Miyou
16	F	NOTOYA Yui
22	F	SUGISAWA Nene

Head Coach: KASAHARA Yujiro

NOT DRESSED:

14 F YUYAMA Seika
20 GK KOMURA Yuuri

Team: ESP

No Name

1 ALVARADO Carlota
20 TEDONE Oihane

Team: ESP (yellow)

No Pos Name

4	D	SAINZ Luna +A
24	D	ALVAREZ Elena
6	F	GARCIA Patricia
10	F	de la POMPA Claudia
15	F	SENAC Irene
2	D	GARCIA-LORENZANA Isabel
5	D	ORTIZ Gemma
16	D	ALMENDRO Ines
18	D	ABRISQUETA Vanesa +C
21	D	RIVERA Carmen
11	D	CASTILLEJO Ana
13	D	RAVENTOS Jana
22	D	GRANDE Tamara
7	F	REBOLLEDO Laura
23	F	CALERO Alba +A
3	D	FABO Mireya
12	D	ALVAREZ Raquel
14	D	ABRISQUETA Leticia
8	F	ESTIRADO Patricia

Head Coach: GORDOVIL BARTOLL Carlos

LEGEND

D	Defence	F	Forward	No	Jersey number	Pos	Position
+A	Assistant captain	+C	Captain				

Timing and Results provided by **TISSOT**



Graphical Line-Ups

JPN - ESP

Referee(s)

KETONEN Kaisa (FIN)

Linesmen

ANGERER Bettina (AUT) , STREITOVA Tereza (CZE)

Team: JPN - Japan (black)

Head Coach: KASAHARA Yujiro

S1 1 FUJIMOTO Nana		
25 YOSHIDA Amika		
S2 2 KOIKE Shiori	S3 4 TOKO Ayaka	
S6 13 FUJIMOTO Moeko	S4 10 YONEYAMA Haruna	S5 12 OSAWA Chiho +C
6 SUZUKI Sena +A	7 HORI Mika	
17 OTA Yukina	21 IWASAKI Mayu	11 MORII Mai
5 YOSHIDA Miyuka	3 FUJIMOTO Nachi +A	
19 OHASHI Asami	23 SAKAMOTO Rio	18 MORITAKE Runa
15 TOUMA Miyou	16 NOTOYA Yui	22 SUGISAWA Nene

Team: ESP - Spain (yellow)

Head Coach: GORDOVIL BARTOLL Carlos

S1 1 ALVARADO Carlota		
20 TEDONE Oihane		
S2 4 SAINZ Luna +A	S3 24 ALVAREZ Elena	
S4 6 GARCIA Patricia	S5 10 de la POMPA Claudia	S6 15 SENAC Irene
18 ABRISQUETA Vanesa +C	5 ORTIZ Gemma	
2 GARCIA-LORENZANA Isabel	21 RIVERA Carmen	16 ALMENDRO Ines
13 RAVENTOS Jana	22 GRANDE Tamara	
23 CALERO Alba +A	11 CASTILLEJO Ana	7 REBOLLEDO Laura
12 ALVAREZ Raquel	8 ESTIRADO Patricia	
14 ABRISQUETA Leticia		3 FABO Mireya

LEGEND

Sn Starting position

+A Assistant captain

+C Captain

Timing and Results provided by **TISSOT**



Game Summary

JPN - ESP 11 - 0 (4 - 0, 2 - 0, 5 - 0)

Spectators	Referee(s)	Linesmen
150	KETONEN Kaisa (FIN)	ANGERER Bettina (AUT) , STREITOVA Tereza (CZE)

Team Statistics

Period	Score	SVS	SOG	PIM	TPP	PPG	SHG
1	4 : 0	3 : 28	32 : 3	0 : 4	02:30 : 00:00	1 : 0	0 : 0
2	2 : 0	2 : 15	17 : 2	4 : 2	02:00 : 04:00	0 : 0	0 : 0
3	5 : 0	2 : 32	37 : 2	0 : 4	02:10 : 00:00	1 : 0	0 : 0
Total	11 : 0	7 : 75	86 : 7	4 : 10	06:40 : 04:00	2 : 0	0 : 0

1st Period

Action	Time	ET/Res	Team	Type	No	Name	(G)	Name of Assistant(s) / Action Description
GK	00:00		JPN		1	FUJIMOTO N		- Goalkeeper in
GK	00:00		ESP		1	ALVARADO C		- Goalkeeper in
Penalty	06:59	07:29	ESP	2 min.	10	de la POMPA C		- Tripping
Goal	07:29	1 : 0	JPN	PP1	4	TOKO A	(1)	12 OSAWA C On Ice JPN 1 2 4 10 12 13 * ESP 1 5 14 18 21
Goal	12:26	2 : 0	JPN	EQ	18	MORITAKE R	(1)	19 OHASHI A On Ice JPN 1 3 5 18 19 23 ESP 1 4 6 10 15 24
Goal	13:58	3 : 0	JPN	EQ	12	OSAWA C	(1)	10 YONEYAMA H On Ice JPN 1 2 4 10 12 13 ESP 1 7 11 12 14 23
Penalty	16:22	18:22	ESP	2 min.	14	ABRISQUETA L		- Interference
Goal	19:19	4 : 0	JPN	EQ	16	NOTOYA Y	(1)	22 SUGISAWA N On Ice JPN 1 3 5 15 16 22 ESP 1 4 11 14 16 24

2nd Period

Action	Time	ET/Res	Team	Type	No	Name	(G)	Name of Assistant(s) / Action Description
GK	20:00		JPN		25	YOSHIDA A		- Goalkeeper in 1 FUJIMOTO N - Goalkeeper out
Penalty	20:40	22:40	JPN	2 min.	17	OTA Y		- Hooking
Penalty	31:25	33:25	JPN	2 min.	19	OHASHI A		- Slashing
Goal	34:04	5 : 0	JPN	EQ	6	SUZUKI S	(1)	12 OSAWA C On Ice JPN 25 6 7 10 12 13 10 YONEYAMA H ESP 1 4 6 10 15 24
Penalty	37:17	39:17	ESP	2 min.	18	ABRISQUETA V		- Hooking
Goal	39:45	6 : 0	JPN	EQ	17	OTA Y	(1)	3 FUJIMOTO N On Ice JPN 25 3 5 10 17 19 ESP 1 7 11 13 22 23

3rd Period

Action	Time	ET/Res	Team	Type	No	Name	(G)	Name of Assistant(s) / Action Description
Goal	45:21	7 : 0	JPN	EQ	21	IWASAKI M	(1)	4 TOKO A On Ice JPN 25 2 4 11 17 21 11 MORII M ESP 1 4 6 10 15 24
Goal	50:13	8 : 0	JPN	EQ	2	KOIKE S	(1)	10 YONEYAMA H On Ice JPN 25 2 4 10 12 17 ESP 1 4 6 10 15 24
Goal	51:24	9 : 0	JPN	EQ	23	SAKAMOTO R	(1)	5 YOSHIDA M On Ice JPN 25 3 5 18 19 23 ESP 1 5 11 14 18 23
Penalty	52:15	54:15	ESP	2 min.	10	de la POMPA C		- Charging
Penalty	55:42	55:52	ESP	2 min.	24	ALVAREZ E		- Slashing
GK	55:42		ESP		20	TEDONE O		- Goalkeeper in 1 ALVARADO C - Goalkeeper out
Goal	55:52	10 : 0	JPN	PP1	7	HORI M	(1)	23 SAKAMOTO R On Ice JPN 25 6 7 18 21 23 * ESP 20 5 10 11 23
Goal	56:13	11 : 0	JPN	EQ	10	YONEYAMA H	(1)	23 SAKAMOTO R On Ice JPN 25 6 7 10 18 23 ESP 20 5 11 14 18 23
GK	60:00		JPN					25 YOSHIDA A - Goalkeeper out
GK	60:00		ESP					20 TEDONE O - Goalkeeper out



Goalkeeper Records

Team : JPN - Japan

Team : ESP - Spain

No	Name	SOG	SVS	MIP
25	YOSHIDA Amika	4	4	40:00
1	FUJIMOTO Nana	3	3	20:00

No	Name	SOG	SVS	MIP
1	ALVARADO Carlota	76	67	55:42
20	TEDONE Oihane	10	8	04:18

Game Statistics

Team : JPN (black)


Head Coach : KASAHARA Yujiro

No	Pos	Name	G	A	P	PIM	FO+	FO-	FO+/-	FO%	Shots on Goal					TS	+/-
											1	2	3	OT	TS		
2	D	KOIKE Shiori	1	0	1	0	0	0	0	0.00	2	0	2		4	+3	
4	D	TOKO Ayaka	1	1	2	0	0	0	0	0.00	1	3	6		10	+3	
10	F	YONEYAMA Haruna	1	3	4	0	10	4	6	71.43	3	0	3		6	+5	
12	F	OSAWA Chiho +C	1	2	3	0	0	0	0	0.00	3	1	3		7	+3	
13	F	FUJIMOTO Moeko	0	0	0	0	1	0	1	100.00	2	1	1		4	+2	
6	D	SUZUKI Sena +A	1	0	1	0	0	0	0	0.00	2	4	1		7	+2	
7	D	HORI Mika	1	0	1	0	0	0	0	0.00	1	1	2		4	+2	
11	F	MORII Mai	0	1	1	0	0	0	0	0.00	4	0	2		6	+1	
17	F	OTA Yukina	1	0	1	2	0	0	0	0.00	1	2	3		6	+3	
21	F	IWASAKI Mayu	1	0	1	0	7	8	-1	46.67	1	0	1		2	+1	
3	D	FUJIMOTO Nachi +A	0	1	1	0	0	0	0	0.00	1	1	1		3	+4	
5	D	YOSHIDA Miyuka	0	1	1	0	0	0	0	0.00	0	1	1		2	+4	
18	F	MORITAKE Runa	1	0	1	0	0	0	0	0.00	3	0	4		7	+3	
19	F	OHASHI Asami	0	1	1	2	0	1	-1	0.00	3	0	3		6	+3	
23	F	SAKAMOTO Rio	1	2	3	0	11	6	5	64.71	1	3	2		6	+3	
15	F	TOUMA Miyou	0	0	0	0	0	0	0	0.00	1	0	0		1	+1	
16	F	NOTOYA Yui	1	0	1	0	3	6	-3	33.33	1	0	1		2	+1	
22	F	SUGISAWA Nene	0	1	1	0	0	0	0	0.00	2	0	1		3	+1	
1	GK	FUJIMOTO Nana	0	0	0	0	0	0	0	0.00	0	0	0		0	0	
25	GK	YOSHIDA Amika	0	0	0	0	0	0	0	0.00	0	0	0		0	0	
Total			11	13	24	4	32	25	7	56.14	32	17	37		86		

Team : ESP (yellow)

Head Coach : GORDOVIL BARTOLL Carlos

No	Pos	Name	G	A	P	PIM	FO+	FO-	FO+/-	FO%	Shots on Goal					TS	+/-
											1	2	3	OT	TS		
4	D	SAINZ Luna +A	0	0	0	0	0	0	0	0.00	0	0	0		0	-5	
6	F	GARCIA Patricia	0	0	0	0	0	0	0	0.00	0	1	1		2	-4	
10	F	de la POMPA Claudia	0	0	0	4	10	9	1	52.63	0	0	0		0	-4	
15	F	SENAC Irene	0	0	0	0	0	0	0	0.00	0	1	1		2	-4	
24	D	ALVAREZ Elena	0	0	0	2	0	0	0	0.00	0	0	0		0	-5	
2	D	GARCIA-LORENZANA Isabel	0	0	0	0	0	1	-1	0.00	0	0	0		0	0	
5	D	ORTIZ Gemma	0	0	0	0	0	0	0	0.00	0	0	0		0	-2	
16	D	ALMENDRO Ines	0	0	0	0	0	0	0	0.00	0	0	0		0	-1	
18	D	ABRISQUETA Vanesa +C	0	0	0	2	0	0	0	0.00	0	0	0		0	-2	
21	D	RIVERA Carmen	0	0	0	0	4	3	1	57.14	0	0	0		0	0	
7	F	REBOLLEDO Laura	0	0	0	0	0	0	0	0.00	0	0	0		0	-2	
11	D	CASTILLEJO Ana	0	0	0	0	8	9	-1	47.06	2	0	0		2	-5	
13	D	RAVENTOS Jana	0	0	0	0	2	4	-2	33.33	0	0	0		0	-1	
22	D	GRANDE Tamara	0	0	0	0	0	0	0	0.00	0	0	0		0	-1	
23	F	CALERO Alba +A	0	0	0	0	1	2	-1	33.33	1	0	0		1	-4	
3	D	FABO Mireya	0	0	0	0	0	0	0	0.00	0	0	0		0	0	
8	F	ESTIRADO Patricia	0	0	0	0	0	0	0	0.00	0	0	0		0	0	
12	D	ALVAREZ Raquel	0	0	0	0	0	0	0	0.00	0	0	0		0	-1	
14	D	ABRISQUETA Leticia	0	0	0	2	0	4	-4	0.00	0	0	0		0	-4	
1	GK	ALVARADO Carlota	0	0	0	0	0	0	0	0.00	0	0	0		0	0	
20	GK	TEDONE Oihane	0	0	0	0	0	0	0	0.00	0	0	0		0	0	
Total			0	0	0	10	25	32	-7	43.86	3	2	2		7		

Timing and Results provided by  TISSOT



Group A

R	Team	GP	W	OTW	OTL	L	GDF	GF : GA	PTS
1	JPN	1	1	0	0	0	+11	11 : 0	3
2	CHN	1	1	0	0	0	+1	2 : 1	3
3	USA	1	0	0	0	1	-1	1 : 2	0
4	ESP	1	0	0	0	1	-11	0 : 11	0

	CHN	ESP	JPN	USA
CHN	*****	SAT 07 FEB 20:30	MON 09 FEB 17:00	2:1
ESP	SAT 07 FEB 20:30	*****	0:11	MON 09 FEB 20:30
JPN	MON 09 FEB 17:00	11:0	*****	SAT 07 FEB 17:00
USA	1:2	MON 09 FEB 20:30	SAT 07 FEB 17:00	*****

LEGEND

(G) Goals in tournament	* does not count for Plus/minus	+/- Plus/minus net	+A Assistant captain
+C Captain	A Assists	D Defence	EQ Equal strength
ET/Res Penalty end time/Result of game	F Forward	FO- Face-offs lost	FO% Face-offs won as percentage
FO+ Face-offs won	FO+/- Face-offs net	G Goals	GA Goals against
GDF Goal difference	GF Goals for	GK Goalkeeper	GP Games played
L Losses	MIP Minutes in play (GK)	No Jersey number	OT Overtime
OTL Overtime losses	OTW Overtime wins	P Points	PIM Penalties in minutes
Pos Position	PP1 Power play - 1 player	PPG Power play goals	PTS Points
R Rank	SHG Shorthanded goals	SOG Shots on goal	SVS Saves
TPP Time on power play	TS Total shots	W Wins	

Timing and Results provided by **TISSOT**



Shot Chart

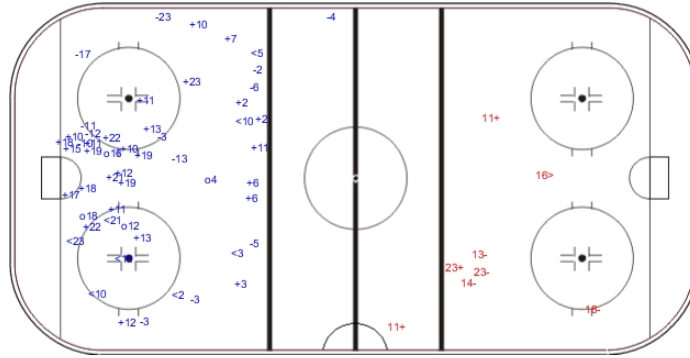
JPN - ESP

Shots by JPN

Goals (o): 4 SSG (+): 28
SSP (-): 8 SPG (-): 13



GK 1 of ESP



Shots by ESP

Goals (o): 0 SSG (+): 3
SSP (>): 1 SPG (-): 4



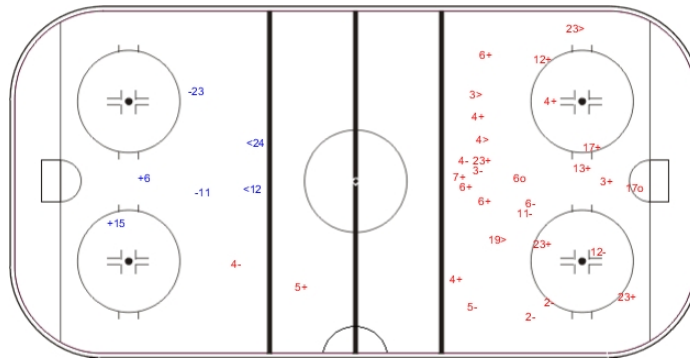
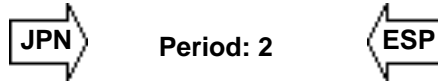
GK 1 of JPN

Shots by ESP

Goals (o): 0 SSG (+): 2
SSP (<): 2 SPG (-): 2



GK 1 of JPN



Shots by JPN

Goals (o): 2 SSG (+): 15
SSP (>): 4 SPG (-): 9



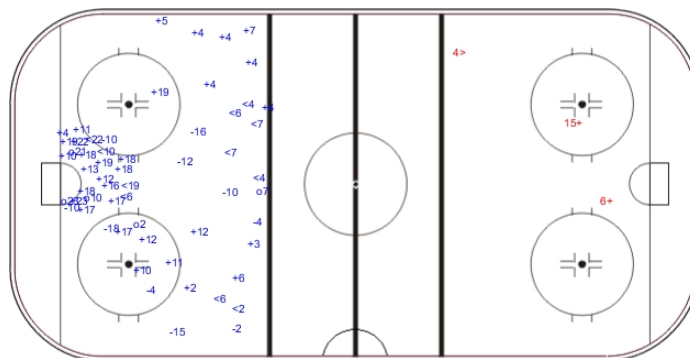
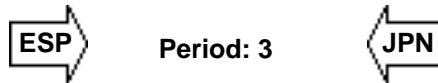
GK 1 of ESP

Shots by JPN

Goals (o): 5 SSG (+): 32
SSP (<): 11 SPG (-): 10



GK 1 of ESP



Shots by ESP

Goals (o): 0 SSG (+): 2
SSP (>): 1 SPG (-): 0



GK 25 of JPN

LEGEND

GK Goalkeeper **SPG** Shots past goal **SSG** Shots saved by goalkeeper **SSP** Shots saved by player

Timing and Results provided by **TISSOT**



Face-off Chart

JPN - ESP

PERIOD 1

	JPN		ESP		JPN		ESP		Total wins all zones				
	Def. zone	Att. zone	Neutral zone		Att. zone	Def. zone							
	+ 10	- 21	+ 10	- 10	- 21	+ 21			<table border="1"> <thead> <tr> <th>JPN</th> <th>ESP</th> </tr> </thead> <tbody> <tr> <td>8 / 47%</td> <td>9 / 53%</td> </tr> </tbody> </table>	JPN	ESP	8 / 47%	9 / 53%
JPN	ESP												
8 / 47%	9 / 53%												
	- 21	+ 10	- 16	+ 11	- 23	+ 11							
	+ 21	- 10	- 23	+ 21	+ 10	- 21							
	+ 21	- 10	- 16	+ 11	+ 23	- 21							
	- 23	+ 21	- 16	+ 21	+ 16	- 23							
					- 23	+ 10							
Total wins / period	3 / 60%	2 / 40%	1 / 20%	4 / 80%	4 / 57%	3 / 43%							

PERIOD 2


	JPN		ESP		JPN		ESP		Total wins all zones				
	Def. zone	Att. zone	Neutral zone		Att. zone	Def. zone							
	- 10	+ 10	- 10	+ 10	- 23	+ 11			<table border="1"> <thead> <tr> <th>JPN</th> <th>ESP</th> </tr> </thead> <tbody> <tr> <td>10 / 53%</td> <td>9 / 47%</td> </tr> </tbody> </table>	JPN	ESP	10 / 53%	9 / 47%
JPN	ESP												
10 / 53%	9 / 47%												
	+ 21	- 14	+ 23	- 14	+ 16	- 11							
	- 19	+ 10	+ 10	- 11	+ 21	- 11							
	- 21	+ 10	+ 23	- 14	+ 10	- 10							
	- 21	+ 11	- 21	+ 10	- 21	+ 11							
	+ 10	- 10	- 10	+ 10									
Total wins / period	3 / 43%	4 / 57%	4 / 57%	3 / 43%	3 / 60%	2 / 40%							

PERIOD 3

	JPN		ESP		JPN		ESP		Total wins all zones				
	Def. zone	Att. zone	Neutral zone		Att. zone	Def. zone							
			+ 10	- 11	+ 23	- 2			<table border="1"> <thead> <tr> <th>JPN</th> <th>ESP</th> </tr> </thead> <tbody> <tr> <td>14 / 67%</td> <td>7 / 33%</td> </tr> </tbody> </table>	JPN	ESP	14 / 67%	7 / 33%
JPN	ESP												
14 / 67%	7 / 33%												
		+ 21	- 10	+ 23	- 13								
		- 10	+ 10	+ 21	- 10								
		- 21	+ 13	+ 23	- 13								
		+ 23	- 11	+ 23	- 13								
		- 23	+ 11	- 16	+ 10								
		- 16	+ 11	+ 10	- 13								
		+ 16	- 11	- 16	+ 23								
		+ 23	- 11	+ 13	- 10								
		- 21	+ 13	+ 23	- 23								
				+ 21	- 11								
Total wins / period			5 / 50%	5 / 50%	9 / 82%	2 / 18%							

TOTAL

	JPN		ESP		JPN		ESP		Total wins all zones				
	Def. zone	Att. zone	Neutral zone		Att. zone	Def. zone							
Total wins / game	6 / 50%	6 / 50%	10 / 45%	12 / 55%	16 / 70%	7 / 30%			<table border="1"> <thead> <tr> <th>JPN</th> <th>ESP</th> </tr> </thead> <tbody> <tr> <td>32 / 56%</td> <td>25 / 44%</td> </tr> </tbody> </table>	JPN	ESP	32 / 56%	25 / 44%
JPN	ESP												
32 / 56%	25 / 44%												

Timing and Results provided by 



HEAD TO HEAD

	ESP							Tot	wins JPN	Dz	Nz	Az	
	No.	2	10	11	13	14	21						23
JPN	10		4 - 4	3 - 0	1 - 0		2 - 0		14	10 71%	2 67%	4 57%	4 100%
	13		1 - 0						1	1 100%			1 100%
	16		0 - 1	2 - 3			0 - 1	1 - 1	9	3 33%		1 20%	2 50%
	19		0 - 1						1	0 0%	0 0%		
	21		4 - 3	2 - 2	0 - 2	1 - 0	0 - 1		15	7 47%	3 50%	1 25%	3 60%
	23	1 - 0	0 - 1	2 - 3	3 - 0	3 - 0	1 - 2	1 - 0	17	11 65%	1 50%	4 67%	6 67%
Tot	1	19	17	6	4	7	3	57	32 56%	6 50%	10 45%	16 70%	
wins ESP	0 0%	10 53%	8 47%	2 33%	0 0%	4 57%	1 33%	25 44%					
Dz	0 0%	2 40%	3 43%	0 0%		1 33%	1 33%	7 30%					
Nz		4 57%	4 44%	2 100%	0 0%	2 100%		12 55%					
Az		4 57%	1 100%		0 0%	1 50%		6 50%					

LEGEND

Az Attacking zone **Dz** Defending zone **Nz** Neutral zone **Tot** Total face-offs played

Timing and Results provided by **TISSOT**



Game Roster

USA - JPN

Referee(s)

MALA Gabriela (CZE)

Linesmen

SAUER Caroline (GER) , STREITOVA Tereza (CZE)

Goalkeepers

Team: USA

No	Name	GP	MIP	GA	SVS	SOG	SVS%	GAA
1	BARLOW Maria	1	60:00	2	22	24	91.67	2.00
30	NOSANOV Caitlin	1	00:00	0	0	0	0.00	0.00

Team Roster

Team: USA (blue)

No	Pos	Name	GP	G	A	PTS	PIM	+/-
1	GK	BARLOW Maria	1	0	0	0	0	
2	D	HARRINGTON Paige +A	1	0	0	0	0	0
3	D	BORTOLUSSI Victoria	1	0	0	0	0	0
4	D	ROBISON Corey	1	0	0	0	0	-2
5	D	McGRATH Morgan	1	0	0	0	0	-2
6	D	THOMAS Whitney	1	0	1	1	0	+1
7	D	ANTOS Amanda	1	0	0	0	0	0
8	D	LABOSSIERE Caleigh	1	0	0	0	0	0
9	D	SMIDDY Madison	1	0	0	0	0	+1
10	F	BOOTH Rachael	1	0	0	0	0	-1
11	F	KORZON Monica +C	1	0	0	0	0	-1
12	F	CHALIFOUX Eleanor	1	0	0	0	0	0
14	F	ABROMSON Amanda	1	0	1	1	0	0
15	F	FORD Emily	1	0	0	0	2	0
16	F	WILLIAMS Hayley +A	1	0	0	0	0	-1
17	F	MOONEY Kaley	1	0	0	0	4	0
18	F	O NEIL Molly	1	0	0	0	0	0
19	F	MYERS Kendra	1	1	0	1	0	0
22	F	LEVESQUE Kristen	1	0	0	0	0	0
23	F	CATLOW Cassandra	1	0	0	0	0	0
25	F	AUGUSTINE Katelyn	1	0	0	0	0	0
30	GK	NOSANOV Caitlin	1	0	0	0	0	

Head Coach: WRIGHT Kristen

Team: JPN

No	Name	GP	MIP	GA	SVS	SOG	SVS%	GAA
1	FUJIMOTO Nana	1	20:00	0	3	3	100.00	0.00
20	KOMURA Yuuri	0	00:00	0	0	0	0.00	0.00
25	YOSHIDA Amika	1	40:00	0	4	4	100.00	0.00

Team: JPN (white)

No	Pos	Name	GP	G	A	PTS	PIM	+/-
1	GK	FUJIMOTO Nana	1	0	0	0	0	
2	D	KOIKE Shiori	1	1	0	1	0	+3
3	D	FUJIMOTO Nachi +A	1	0	1	1	0	+4
4	D	TOKO Ayaka	1	1	1	2	0	+3
5	D	YOSHIDA Miyuka	1	0	1	1	0	+4
6	D	SUZUKI Sena +A	1	1	0	1	0	+2
7	D	HORI Mika	1	1	0	1	0	+2
10	F	YONEYAMA Haruna	1	1	3	4	0	+5
11	F	MORII Mai	1	0	1	1	0	+1
12	F	OSAWA Chiho +C	1	1	2	3	0	+3
13	F	FUJIMOTO Moeko	1	0	0	0	0	+2
14	F	YUYAMA Seika	0	0	0	0	0	0
15	F	TOUMA Miyou	1	0	0	0	0	+1
16	F	NOTOYA Yui	1	1	0	1	0	+1
17	F	OTA Yukina	1	1	0	1	2	+3
18	F	MORITAKE Runa	1	1	0	1	0	+3
19	F	OHASHI Asami	1	0	1	1	2	+3
20	GK	KOMURA Yuuri	0	0	0	0	0	
21	F	IWASAKI Mayu	1	1	0	1	0	+1
22	F	SUGISAWA Nene	1	0	1	1	0	+1
23	F	SAKAMOTO Rio	1	1	2	3	0	+3
25	GK	YOSHIDA Amika	1	0	0	0	0	

Head Coach: KASAHARA Yujiro

LEGEND

A Assists	D Defence	F Forward	G Goals
GA Goals against	GAA Goals against as average per 60 minutes	GK Goalkeeper	GP Games played
MIP Minutes and seconds played	No Jersey number	PIM Penalties in minutes	Pos Position
PTS Points	SOG Shots on goal	SVS Saves	SVS% Saves in percentage
+/- Plus/minus net	+A Assistant captain	+C Captain	

Timing and Results provided by **TISSOT**



Line-Ups

USA - JPN

Referee(s)

MALA Gabriela (CZE)

Linesmen

SAUER Caroline (GER) , STREITOVA Tereza (CZE)

Goalkeepers

Team: USA

No	Name
30	NOSANOV Caitlin
1	BARLOW Maria

Team Line-ups

Team: USA (blue)

No	Pos	Name
2	D	HARRINGTON Paige +A
7	D	ANTOS Amanda
15	F	FORD Emily
17	F	MOONEY Kaley
18	F	O NEIL Molly
8	D	LABOSSIERE Caleigh
9	D	SMIDDY Madison
11	F	KORZON Monica +C
16	F	WILLIAMS Hayley +A
25	F	AUGUSTINE Katelyn
5	D	McGRATH Morgan
6	D	THOMAS Whitney
14	F	ABROMSON Amanda
19	F	MYERS Kendra
23	F	CATLOW Cassandra
3	D	BORTOLUSSI Victoria
4	D	ROBISON Corey
10	F	BOOTH Rachael
12	F	CHALIFOUX Eleanor
22	F	LEVESQUE Kristen

Head Coach: WRIGHT Kristen

Team: JPN

No	Name
1	FUJIMOTO Nana
20	KOMURA Yuuri

Team: JPN (white)

No	Pos	Name
2	D	KOIKE Shiori
4	D	TOKO Ayaka
10	F	YONEYAMA Haruna
12	F	OSAWA Chiho +C
13	F	FUJIMOTO Moeko
6	D	SUZUKI Sena +A
7	D	HORI Mika
18	F	MORITAKE Runa
19	F	OHASHI Asami
23	F	SAKAMOTO Rio
3	D	FUJIMOTO Nachi +A
5	D	YOSHIDA Miyuka
11	F	MORII Mai
17	F	OTA Yukina
21	F	IWASAKI Mayu
15	F	TOUMA Miyou
16	F	NOTOYA Yui
22	F	SUGISAWA Nene

Head Coach: KASAHARA Yujiro

NOT DRESSED:

14 F YUYAMA Seika
25 GK YOSHIDA Amika

LEGEND

D	Defence	F	Forward	No	Jersey number	Pos	Position
+A	Assistant captain	+C	Captain				



Graphical Line-Ups

USA - JPN

Referee(s)

MALA Gabriela (CZE)

Linesmen

SAUER Caroline (GER) , STREITOVA Tereza (CZE)

Team: USA - United States of America (blue)

Head Coach: WRIGHT Kristen

S1 30 NOSANOV Caitlin		
1 BARLOW Maria		
S2 2 HARRINGTON Paige +A	S3 7 ANTOS Amanda	
S6 18 O NEIL Molly	S4 15 FORD Emily	S5 17 MOONEY Kaley
9 SMIDDY Madison		8 LABOSSIERE Caleigh
25 AUGUSTINE Katelyn	16 WILLIAMS Hayley +A	11 KORZON Monica +C
5 McGRATH Morgan		6 THOMAS Whitney
19 MYERS Kendra	23 CATLOW Cassandra	14 ABROMSON Amanda
4 ROBISON Corey		3 BORTOLUSSI Victoria
10 BOOTH Rachael	22 LEVESQUE Kristen	12 CHALIFOUX Eleanor

Team: JPN - Japan (white)

Head Coach: KASAHARA Yujiro

S1 1 FUJIMOTO Nana		
20 KOMURA Yuuri		
S2 2 KOIKE Shiori	S3 4 TOKO Ayaka	
S6 13 FUJIMOTO Moeko	S4 10 YONEYAMA Haruna	S5 12 OSAWA Chiho +C
6 SUZUKI Sena +A		7 HORI Mika
19 OHASHI Asami	23 SAKAMOTO Rio	18 MORITAKE Runa
5 YOSHIDA Miyuka		3 FUJIMOTO Nachi +A
17 OTA Yukina	21 IWASAKI Mayu	11 MORII Mai
15 TOUMA Miyou	16 NOTOYA Yui	22 SUGISAWA Nene

LEGEND

Sn Starting position

+A Assistant captain

+C Captain

Timing and Results provided by **TISSOT**



Game Summary

USA - JPN 1 - 4 (0 - 1, 0 - 0, 1 - 3)

Spectators	Referee(s)	Linesmen
250	MALA Gabriela (CZE)	SAUER Caroline (GER) , STREITOVA Tereza (CZE)

Team Statistics

Period	Score	SVS	SOG	PIM	TPP	PPG	SHG
1	0 : 1	16 : 4	4 : 17	6 : 2	02:00 : 04:13	0 : 1	0 : 0
2	0 : 0	20 : 3	3 : 20	4 : 2	02:00 : 04:00	0 : 0	0 : 0
3	1 : 3	7 : 8	9 : 10	10 : 8	04:07 : 04:56	1 : 3	0 : 0
Total	1 : 4	43 : 15	16 : 47	20 : 12	08:07 : 13:09	1 : 4	0 : 0

1st Period

Action	Time	ET/Res	Team	Type	No	Name	(G)	Name of Assistant(s) / Action Description
GK	00:00		USA		30	NOSANOV C		- Goalkeeper in
GK	00:00		JPN		1	FUJIMOTO N		- Goalkeeper in
Penalty	00:21	02:21	USA	2 min.	7	ANTOS A		- Boarding
Penalty	12:12	13:42	USA	2 min.	2	HARRINGTON P		- Illegal Hit
Penalty	12:25	14:25	USA	2 min.	8	LABOSSIERE C		- Delaying the Game
Goal	13:42	0 : 1	JPN	PP2	13	FUJIMOTO M	(1)	10 YONEYAMA H On Ice USA 30 5 6 16 JPN 1 2 4 10 12 13 *
Penalty	16:11	18:11	JPN	2 min.	19	OHASHI A		- Slashing

2nd Period

Action	Time	ET/Res	Team	Type	No	Name	(G)	Name of Assistant(s) / Action Description
Penalty	26:47	28:47	USA	2 min.	16	WILLIAMS H		- Roughing
Penalty	28:47	30:47	USA	2 min.	2	HARRINGTON P		- Cross-Checking
Penalty	36:57	38:57	JPN	2 min.	21	IWASAKI M		- Illegal Hit

3rd Period

Action	Time	ET/Res	Team	Type	No	Name	(G)	Name of Assistant(s) / Action Description
Penalty	42:26	44:26	JPN	2 min.	17	OTA Y		- Tripping
Penalty	46:30	48:30	USA	2 min.	7	ANTOS A		- Tripping
Penalty	48:52	48:59	JPN	2 min.	11	MORII M		- Interference
Goal	48:59	1 : 1	USA	PP1	18	O NEIL M	(1)	15 FORD E On Ice USA 30 2 15 16 18 25 JPN 1 3 4 19 21 *
Penalty	52:14	54:14	JPN	2 min.	10	YONEYAMA H		- Hooking
Penalty	55:19	56:48	USA	2 min.	19	MYERS K		- Hooking
Goal	56:48	1 : 2	JPN	PP1	6	SUZUKI S	(2)	10 YONEYAMA H On Ice USA 30 3 11 12 16 13 FUJIMOTO M JPN 1 6 7 10 12 13 *
Penalty	57:53	58:08	USA	2 min.	18	O NEIL M		- Hooking
Time-out	57:53		USA					
Goal	58:08	1 : 3	JPN	PP1	13	FUJIMOTO M	(2)	10 YONEYAMA H On Ice USA 30 2 5 15 17 JPN 1 2 4 10 12 13 *
Penalty	58:34	59:46	USA	2 min.	-	Team penalty		- Too Many Men / Served by: 17 MOONEY K
Penalty	59:30	60:00	USA	2 min.	18	O NEIL M		- Tripping
Penalty	59:30	60:00	JPN	2 min.	10	YONEYAMA H		- Cross-Checking
Goal	59:46	1 : 4	JPN	PP1	18	MORITAKE R	(2)	23 SAKAMOTO R On Ice USA 30 5 9 16 25 11 MORII M JPN 1 6 7 11 18 23 *
GK	60:00		USA					30 NOSANOV C - Goalkeeper out
GK	60:00		JPN					1 FUJIMOTO N - Goalkeeper out

Goalkeeper Records

Team : USA - United States of America

No	Name	SOG	SVS	MIP
30	NOSANOV Caitlin	47	43	60:00
1	BARLOW Maria			

Team : JPN - Japan

No	Name	SOG	SVS	MIP
1	FUJIMOTO Nana	16	15	60:00
20	KOMURA Yuuri			



Game Statistics

Team : USA (blue)

Head Coach : WRIGHT Kristen

No	Pos	Name	G	A	P	PIM	FO+	FO-	FO+/-	FO%	Shots on Goal					+/-
											1	2	3	OT	TS	
2	D	HARRINGTON Paige +A	0	0	0	4	0	0	0	0.00	0	0	0		0	0
7	D	ANTOS Amanda	0	0	0	4	0	0	0	0.00	0	0	0		0	0
15	F	FORD Emily	0	1	1	0	4	7	-3	36.36	2	2	1		5	0
17	F	MOONEY Kaley	0	0	0	0	0	2	-2	0.00	0	0	0		0	0
18	F	O NEIL Molly	1	0	1	4	1	1	0	50.00	0	1	1		2	0
8	D	LABOSSIERE Caleigh	0	0	0	2	0	0	0	0.00	1	0	0		1	0
9	D	SMIDDY Madison	0	0	0	0	0	0	0	0.00	0	0	1		1	0
11	F	KORZON Monica +C	0	0	0	0	0	2	-2	0.00	0	0	3		3	0
16	F	WILLIAMS Hayley +A	0	0	0	2	16	10	6	61.54	0	0	2		2	0
25	F	AUGUSTINE Katelyn	0	0	0	0	0	1	-1	0.00	0	0	0		0	0
5	D	McGRATH Morgan	0	0	0	0	0	0	0	0.00	0	0	0		0	0
6	D	THOMAS Whitney	0	0	0	0	0	0	0	0.00	0	0	1		1	0
14	F	ABROMSON Amanda	0	0	0	0	1	2	-1	33.33	0	0	0		0	0
19	F	MYERS Kendra	0	0	0	2	3	4	-1	42.86	1	0	0		1	0
23	F	CATLOW Cassandra	0	0	0	0	0	6	-6	0.00	0	0	0		0	0
3	D	BORTOLUSSI Victoria	0	0	0	0	0	0	0	0.00	0	0	0		0	0
4	D	ROBISON Corey	0	0	0	0	0	0	0	0.00	0	0	0		0	0
10	F	BOOTH Rachael	0	0	0	0	1	0	1	100.00	0	0	0		0	0
12	F	CHALIFOUX Eleanor	0	0	0	0	0	0	0	0.00	0	0	0		0	0
22	F	LEVESQUE Kristen	0	0	0	0	0	2	-2	0.00	0	0	0		0	0
1	GK	BARLOW Maria	0	0	0	0					0	0	0		0	
30	GK	NOSANOV Caitlin	0	0	0	0					0	0	0		0	
Total			1	1	2	18	26	37	-11	41.27	4	3	9		16	

Team : JPN (white)

Head Coach : KASAHARA Yujiro

No	Pos	Name	G	A	P	PIM	FO+	FO-	FO+/-	FO%	Shots on Goal					+/-
											1	2	3	OT	TS	
2	D	KOIKE Shiori	0	0	0	0	0	0	0	0.00	1	3	1		5	0
4	D	TOKO Ayaka	0	0	0	0	0	0	0	0.00	1	1	3		5	0
10	F	YONEYAMA Haruna	0	3	3	4	19	7	12	73.08	3	2	0		5	0
12	F	OSAWA Chiho +C	0	0	0	0	0	2	-2	0.00	2	2	1		5	0
13	F	FUJIMOTO Moeko	2	1	3	0	0	0	0	0.00	4	3	1		8	0
6	D	SUZUKI Sena +A	1	0	1	0	0	0	0	0.00	3	4	1		8	0
7	D	HORI Mika	0	0	0	0	0	0	0	0.00	0	1	0		1	0
18	F	MORITAKE Runa	1	0	1	0	0	0	0	0.00	0	0	2		2	0
19	F	OHASHI Asami	0	0	0	2	0	0	0	0.00	1	1	0		2	0
23	F	SAKAMOTO Rio	0	1	1	0	13	11	2	54.17	0	1	0		1	0
3	D	FUJIMOTO Nachi +A	0	0	0	0	0	0	0	0.00	0	0	0		0	0
5	D	YOSHIDA Miyuka	0	0	0	0	0	0	0	0.00	0	0	0		0	0
11	F	MORII Mai	0	1	1	2	1	1	0	50.00	0	1	0		1	0
17	F	OTA Yukina	0	0	0	2	0	0	0	0.00	0	0	1		1	0
21	F	IWASAKI Mayu	0	0	0	2	3	3	0	50.00	0	0	0		0	0
15	F	TOUMA Miyou	0	0	0	0	0	0	0	0.00	0	0	0		0	0
16	F	NOTOYA Yui	0	0	0	0	1	2	-1	33.33	0	1	0		1	0
22	F	SUGISAWA Nene	0	0	0	0	0	0	0	0.00	2	0	0		2	0
1	GK	FUJIMOTO Nana	0	0	0	0					0	0	0		0	
20	GK	KOMURA Yuuri	0	0	0	0					0	0	0		0	
Total			4	6	10	12	37	26	11	58.73	17	20	10		47	




Group A

R	Team	GP	W	OTW	OTL	L	GDF	GF:GA	PTS
1	JPN	2	2	0	0	0	+14	15 : 1	6
2	CHN	1	1	0	0	0	+1	2 : 1	3
3	ESP	1	0	0	0	1	-11	0 : 11	0
4	USA	2	0	0	0	2	-4	2 : 6	0

	CHN	ESP	JPN	USA
CHN	*****	SAT 07 FEB 20:30	MON 09 FEB 17:00	2:1
ESP	SAT 07 FEB 20:30	*****	0:11	MON 09 FEB 20:30
JPN	MON 09 FEB 17:00	11:0	*****	4:1
USA	1:2	MON 09 FEB 20:30	1:4	*****

LEGEND

(G) Goals in tournament	*	does not count for Plus/minus	+/- Plus/minus net	+A Assistant captain
+C Captain	A	Assists	D Defence	ET/Res Penalty end time/Result of game
F Forward	FO-	Face-offs lost	FO% Face-offs won as percentage	FO+ Face-offs won
FO+/- Face-offs net	G	Goals	GA Goals against	GDF Goal difference
GF Goals for	GK	Goalkeeper	GP Games played	L Losses
MIP Minutes in play (GK)	No	Jersey number	OT Overtime	OTL Overtime losses
OTW Overtime wins	P	Points	PIM Penalties in minutes	Pos Position
PP1 Power play - 1 player	PP2	Power play - 2 players	PPG Power play goals	PTS Points
R Rank	SHG	Shorthanded goals	SOG Shots on goal	SVS Saves
TTP Time on power play	TS	Total shots	W Wins	

Timing and Results provided by  TISSOT



Shot Chart

USA - JPN

Shots by USA

Goals (o): 0 SSG (+): 4
SSP (<): 4 SPG (-): 2



GK 1 of JPN

Shots by JPN

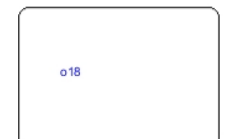
Goals (o): 0 SSG (+): 20
SSP (<): 10 SPG (-): 10



GK 30 of USA

Shots by USA

Goals (o): 1 SSG (+): 8
SSP (<): 2 SPG (-): 1



GK 1 of JPN

Shots by JPN

Goals (o): 1 SSG (+): 16
SSP (>): 8 SPG (-): 7



GK 30 of USA

Shots by USA


Goals (o): 0 SSG (+): 3
SSP (>): 1 SPG (-): 0



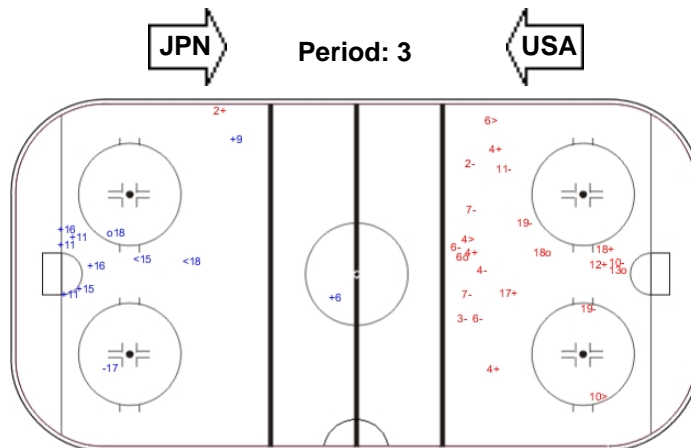
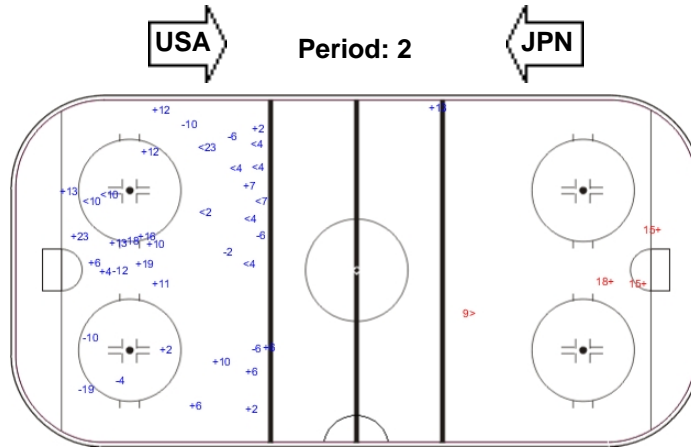
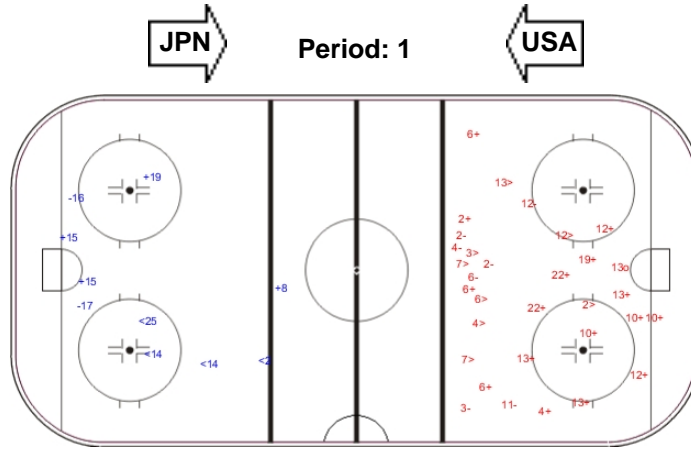
GK 1 of JPN

Shots by JPN

Goals (o): 3 SSG (+): 7
SSP (>): 3 SPG (-): 11



GK 30 of USA



LEGEND

GK Goalkeeper **SPG** Shots past goal **SSG** Shots saved by goalkeeper **SSP** Shots saved by player

Timing and Results provided by **TISSOT**



Face-off Chart

USA - JPN

PERIOD 1

	USA		JPN		USA		JPN			
	Def. zone	Att. zone	Neutral zone		Att. zone	Def. zone				
	- 23	+ 23	- 15	+ 10	- 19	+ 10				
	- 16	+ 10	+ 15	- 11	+ 14	- 10				
	+ 16	- 10	- 16	+ 23						
	- 16	+ 23								
	+ 16	- 23								
	- 16	+ 23								
	- 19	+ 23								
	+ 15	- 23								
	- 23	+ 10								
	+ 16	- 10								
	+ 16	- 10								
	- 25	+ 10								
Total wins / period	5 / 42%	7 / 58%	1 / 33%	2 / 67%	1 / 50%	1 / 50%			Total wins all zones	
							USA	JPN		
							7 / 41%	10 / 59%		

PERIOD 2

	USA		JPN		USA		JPN			
	Def. zone	Att. zone	Neutral zone		Att. zone	Def. zone				
	+ 16	- 23	+ 16	- 10	- 15	+ 23				
	- 19	+ 16	+ 19	- 16	- 15	+ 10				
	+ 15	- 23	- 16	+ 10	+ 16	- 21				
	- 23	+ 10			- 22	+ 10				
	- 11	+ 23			- 14	+ 10				
	- 23	+ 23			- 16	+ 10				
	- 23	+ 23			- 19	+ 23				
	- 11	+ 10								
	- 17	+ 10								
	+ 16	- 23								
	- 23	+ 10								
	+ 16	- 23								
	+ 19	- 16								
	+ 16	- 23								
	- 16	+ 10								
Total wins / period	6 / 40%	9 / 60%	2 / 67%	1 / 33%	1 / 14%	6 / 86%			Total wins all zones	
							USA	JPN		
							9 / 36%	16 / 64%		

PERIOD 3

	USA		JPN		USA		JPN			
	Def. zone	Att. zone	Neutral zone		Att. zone	Def. zone				
	- 17	+ 23	+ 18	- 12	+ 16	- 10				
	- 22	+ 23	+ 10	- 12	+ 16	- 21				
	- 18	+ 10	- 15	+ 11	- 15	+ 21				
	- 16	+ 10	+ 16	- 10	- 14	+ 21				
	+ 16	- 23	+ 15	- 23	- 16	+ 21				
			- 16	+ 10	- 15	+ 10				
			+ 16	- 23						
			+ 16	- 21						
Total wins / period									Total wins all zones	
							USA	JPN		
							10 / 48%	11 / 52%		



		- 15	+ 23		
		+ 19	- 23		
1 / 20%	4 / 80%	7 / 70%	3 / 30%	2 / 33%	4 / 67%

TOTAL

Total wins / game	USA		JPN		USA		JPN		Total wins all zones	
	Def. zone	Att. zone	Neutral zone	Neutral zone	Att. zone	Def. zone	Att. zone	Def. zone	USA	JPN
	12 / 38%	20 / 62%	10 / 63%	6 / 37%	4 / 27%	11 / 73%	26 / 41%	37 / 59%		



HEAD TO HEAD

		JPN										
No.	10	11	12	16	21	23	Tot	wins USA	Dz	Nz	Az	
USA	10		1 - 0				1	1 100%		1 100%		
	11	0 - 1				0 - 1	2	0 0%	0 0%			
	14	1 - 1				0 - 1	3	1 33%			1 33%	
	15	0 - 3	1 - 1			0 - 1	3 - 2	11	4 36%	2 100%	2 40%	0 0%
	16	6 - 6				3 - 1	7 - 3	26	16 62%	9 64%	4 57%	3 60%
	17	0 - 1					0 - 1	2	0 0%	0 0%		
	18	0 - 1		1 - 0				2	1 50%	0 0%	1 100%	
	19	0 - 1			2 - 1		1 - 2	7	3 43%	1 33%	2 100%	0 0%
	22	0 - 1					0 - 1	2	0 0%	0 0%		0 0%
	23	0 - 3					0 - 3	6	0 0%	0 0%		
	25	0 - 1						1	0 0%	0 0%		
Tot	26	2	2	3	6	24	63	26 41%	12 38%	10 63%	4 27%	
wins JPN	19 73%	1 50%	0 0%	1 33%	3 50%	13 54%	37 59%					
Dz	6 75%				3 60%	2 100%	11 73%					
Nz	3 60%	1 50%	0 0%	0 0%	0 0%	2 40%	6 37%					
Az	10 77%			1 50%		9 53%	20 62%					

LEGEND

Az Attacking zone **Dz** Defending zone **Nz** Neutral zone **Tot** Total face-offs played

Timing and Results provided by **TISSOT**



Game Roster

ESP - CHN

Referee(s)

HARBITZ-RASMUSSEN Elise (NOR)

Linesmen

DINANT Marine (BEL) , McGURRY Danielle (CAN)

Goalkeepers

Team: ESP

No	Name	GP	MIP	GA	SVS	SOG	SVS%	GAA
1	ALVARADO Carlota	1	55:42	9	67	76	88.16	9.69
20	TEDONE Oihane	1	04:18	2	8	10	80.00	27.91

Team Roster

Team: ESP (black)

No	Pos	Name	GP	G	A	PTS	PIM	+/-
1	GK	ALVARADO Carlota	1	0	0	0	0	
2	D	GARCIA-LORENZANA Isabel	1	0	0	0	0	0
3	D	FABO Mireya	1	0	0	0	0	0
4	D	SAINZ Luna +A	1	0	0	0	0	-5
5	D	ORTIZ Gemma	1	0	0	0	0	-2
6	F	GARCIA Patricia	1	0	0	0	0	-4
7	F	REBOLLEDO Laura	1	0	0	0	0	-2
8	F	ESTIRADO Patricia	1	0	0	0	0	0
10	F	de la POMPA Claudia	1	0	0	0	4	-4
11	D	CASTILLEJO Ana	1	0	0	0	0	-5
12	D	ALVAREZ Raquel	1	0	0	0	0	-1
13	D	RAVENTOS Jana	1	0	0	0	0	-1
14	D	ABRISQUETA Leticia	1	0	0	0	2	-4
15	F	SENAC Irene	1	0	0	0	0	-4
16	D	ALMENDRO Ines	1	0	0	0	0	-1
18	D	ABRISQUETA Vanesa +C	1	0	0	0	2	-2
20	GK	TEDONE Oihane	1	0	0	0	0	
21	D	RIVERA Carmen	1	0	0	0	0	0
22	D	GRANDE Tamara	1	0	0	0	0	-1
23	F	CALERO Alba +A	1	0	0	0	0	-4
24	D	ALVAREZ Elena	1	0	0	0	2	-5

Head Coach: GORDOVIL BARTOLL Carlos

Team: CHN

No	Name	GP	MIP	GA	SVS	SOG	SVS%	GAA
1	LIU Yuchan	1	00:00	0	0	0	0.00	0.00
19	WANG Yuqing	1	60:00	1	27	28	96.43	1.00
20	YANG Jiaqi	0	00:00	0	0	0	0.00	0.00

Team: CHN (white)

No	Pos	Name	GP	G	A	PTS	PIM	+/-
1	GK	LIU Yuchan	1	0	0	0	0	
2	F	FANG Xin	1	1	0	1	0	+2
4	F	ZHANG Chi	1	0	0	0	0	-1
5	F	GUAN Yingying	1	0	0	0	0	0
6	D	LIU Zhixin	1	1	1	2	0	+2
7	F	ZHANG Mengying +A	1	0	0	0	0	+2
8	D	DENG Di	1	0	0	0	0	+1
9	D	XIAO Jinqiu +C	1	0	0	0	0	0
10	F	HE Xin	1	0	0	0	0	-1
11	D	ZHAO Qinan	1	0	0	0	0	-1
12	F	LU Shuang	1	0	0	0	4	-1
13	F	DU Jiayao	1	0	0	0	0	+1
14	F	FU Kexin	1	0	0	0	0	0
15	F	KONG Minghui +A	1	0	1	1	2	+2
16	F	LYU Yue	1	0	0	0	0	0
17	D	LIU Siyang	1	0	0	0	0	0
18	D	WEN Lu	1	0	0	0	2	-1
19	GK	WANG Yuqing	1	0	0	0	0	
20	GK	YANG Jiaqi	0	0	0	0	0	
21	D	WANG Lu	0	0	0	0	0	0
22	F	JU Jingwen	1	0	0	0	0	0

Head Coach: WANG Fuquan

LEGEND

A Assists	D Defence	F Forward	G Goals
GA Goals against	GAA Goals against as average per 60 minutes	GK Goalkeeper	GP Games played
MIP Minutes and seconds played	No Jersey number	PIM Penalties in minutes	Pos Position
PTS Points	SOG Shots on goal	SVS Saves	SVS% Saves in percentage
+/- Plus/minus net	+A Assistant captain	+C Captain	

Timing and Results provided by **TISSOT**



Line-Ups

ESP - CHN

Referee(s)

HARBITZ-RASMUSSEN Elise (NOR)

Linesmen

DINANT Marine (BEL) , McGURRY Danielle (CAN)

Goalkeepers

Team: ESP

No Name

1 ALVARADO Carlota
20 TEDONE Oihane

Team Line-ups

Team: ESP (black)

No Pos Name

5 D	ORTIZ Gemma
11 D	CASTILLEJO Ana
14 D	ABRISQUETA Leticia
18 D	ABRISQUETA Vanesa +C
23 F	CALERO Alba +A
4 D	SAINZ Luna +A
24 D	ALVAREZ Elena
6 F	GARCIA Patricia
10 F	de la POMPA Claudia
15 F	SENAC Irene
12 D	ALVAREZ Raquel
13 D	RAVENTOS Jana
16 D	ALMENDRO Ines
22 D	GRANDE Tamara
7 F	REBOLLEDO Laura
2 D	GARCIA-LORENZANA Isabel
3 D	FABO Mireya
8 F	ESTIRADO Patricia

Head Coach: GORDOVIL BARTOLL Carlos

NOT DRESSED:

21 D RIVERA Carmen

Team: CHN

No Name

19 WANG Yuqing
1 LIU Yuchan

Team: CHN (white)

No Pos Name

6 D	LIU Zhixin
8 D	DENG Di
2 F	FANG Xin
7 F	ZHANG Mengying +A
15 F	KONG Minghui +A
11 D	ZHAO Qinan
18 D	WEN Lu
4 F	ZHANG Chi
10 F	HE Xin
12 F	LU Shuang
9 D	XIAO Jinqiu +C
17 D	LIU Siyang
5 F	GUAN Yingying
13 F	DU Jiayao
16 F	LYU Yue
14 F	FU Kexin
22 F	JU Jingwen

Head Coach: WANG Fuquan

NOT DRESSED:

20 GK YANG Jiaqi
21 D WANG Lu

LEGEND

D	Defence	F	Forward	No	Jersey number	Pos	Position
+A	Assistant captain	+C	Captain				

Timing and Results provided by **TISSOT**



Graphical Line-Ups

ESP - CHN

Referee(s)

HARBITZ-RASMUSSEN Elise (NOR)

Linesmen

DINANT Marine (BEL) , McGURRY Danielle (CAN)

Team: ESP - Spain (black)

Head Coach: GORDOVIL BARTOLL Carlos

S1 1 ALVARADO Carlota		
20 TEDONE Oihane		
S2 5 ORTIZ Gemma	S3 18 ABRISQUETA Vanesa +C	
S6 23 CALERO Alba +A	S4 11 CASTILLEJO Ana	S5 14 ABRISQUETA Leticia
4 SAINZ Luna +A	24 ALVAREZ Elena	
6 GARCIA Patricia	10 de la POMPA Claudia	15 SENAC Irene
12 ALVAREZ Raquel		22 GRANDE Tamara
7 REBOLLEDO Laura	13 RAVENTOS Jana	16 ALMENDRO Ines
8 ESTIRADO Patricia		
3 FABO Mireya		2 GARCIA-LORENZANA Isabel

Team: CHN - China P.R. (white)

Head Coach: WANG Fuquan

S1 19 WANG Yuqing		
1 LIU Yuchan		
S2 6 LIU Zhixin	S3 8 DENG Di	
S5 7 ZHANG Mengying +A	S4 2 FANG Xin	S6 15 KONG Minghui +A
18 WEN Lu	11 ZHAO Qinan	
4 ZHANG Chi	12 LU Shuang	10 HE Xin
9 XIAO Jinqiu +C		17 LIU Siyang
13 DU Jiayao	16 LYU Yue	5 GUAN Yingying
22 JU Jingwen		14 FU Kexin

LEGEND

Sn Starting position

+A Assistant captain

+C Captain

Timing and Results provided by **TISSOT**



Game Summary

ESP - CHN 0 - 12 (0 - 3 , 0 - 6 , 0 - 3)

Spectators	Referee(s)	Linesmen
350	HARBITZ-RASMUSSEN Elise (NOR)	DINANT Marine (BEL) , McGURRY Danielle (CAN)

Team Statistics

Period	Score	SVS	SOG	PIM	TPP	PPG	SHG
1	0 : 3	21 : 5	5 : 24	2 : 4	04:00 : 02:00	0 : 0	0 : 1
2	0 : 6	24 : 2	2 : 30	4 : 2	02:00 : 02:16	0 : 1	0 : 0
3	0 : 3	12 : 7	7 : 15	0 : 6	05:16 : 00:16	0 : 0	0 : 0
Total	0 : 12	57 : 14	14 : 69	6 : 12	11:16 : 04:32	0 : 1	0 : 1

1st Period

Action	Time	ET/Res	Team	Type	No	Name	(G)	Name of Assistant(s) / Action Description
GK	00:00		ESP		1	ALVARADO C		- Goalkeeper in
GK	00:00		CHN		19	WANG Y		- Goalkeeper in
Goal	00:45	0 : 1	CHN	EQ	7	ZHANG M	(1)	2 FANG X On Ice ESP 1 5 11 14 18 23 CHN 19 2 6 7 8 15
Penalty	02:26	04:26	CHN	2 min.	-	Team penalty		- Too Many Men / Served by: 13 DU J
Penalty	04:35	06:35	CHN	2 min.	18	WEN L		- Tripping
Goal	06:12	0 : 2	CHN	SH1	6	LIU Z	(2)	2 FANG X On Ice ESP 1 5 11 14 18 23 10 HE X CHN 19 2 6 10 15
Penalty	08:12	10:12	ESP	2 min.	24	ALVAREZ E		- High Sticking
Goal	16:25	0 : 3	CHN	EQ	15	KONG M	(1)	2 FANG X On Ice ESP 1 4 6 10 15 24 7 ZHANG M CHN 19 2 6 7 8 15

2nd Period

Action	Time	ET/Res	Team	Type	No	Name	(G)	Name of Assistant(s) / Action Description
Goal	25:31	0 : 4	CHN	EQ	2	FANG X	(2)	15 KONG M On Ice ESP 1 7 11 12 16 22 13 DU J CHN 19 2 6 8 13 15
Penalty	30:33	32:33	CHN	2 min.	4	zhang c		- Slashing
GK	32:41		CHN		1	LIU Y		- Goalkeeper in
Penalty	33:01	33:33	ESP	2 min.	22	GRANDE T		- Tripping
Goal	33:33	0 : 5	CHN	PP1	10	HE X	(1)	12 lu s On Ice ESP 1 5 11 18 23 11 ZHAO Q CHN 1 4 10 11 12 18 *
Goal	36:08	0 : 6	CHN	EQ	15	KONG M	(2)	7 ZHANG M On Ice ESP 1 5 11 14 18 23 CHN 1 2 7 11 15 18
Goal	36:36	0 : 7	CHN	EQ	6	LIU Z	(3)	7 ZHANG M On Ice ESP 1 5 11 14 18 23 CHN 1 2 6 7 8 15
Goal	37:02	0 : 8	CHN	EQ	10	HE X	(2)	4 zhang c On Ice ESP 1 4 6 10 15 24 CHN 1 4 10 11 12 18
Goal	37:49	0 : 9	CHN	EQ	7	ZHANG M	(2)	2 FANG X On Ice ESP 1 7 12 13 16 22 CHN 1 2 6 7 8 15
Penalty	38:16	40:16	ESP	2 min.	14	ABRISQUETA L		- Slashing

3rd Period

Action	Time	ET/Res	Team	Type	No	Name	(G)	Name of Assistant(s) / Action Description
Penalty	40:22	42:22	CHN	2 min.	5	guan y		- Slashing
Penalty	41:38	43:38	CHN	2 min.	18	WEN L		- Illegal Hit
Goal	47:39	0 : 10	CHN	EQ	12	lu s	(1)	11 ZHAO Q On Ice ESP 1 7 12 13 18 22 CHN 1 4 10 11 12 18
Goal	49:10	0 : 11	CHN	EQ	2	FANG X	(3)	On Ice ESP 1 5 11 16 18 23 CHN 1 2 6 7 8 15
Goal	49:43	0 : 12	CHN	EQ	15	KONG M	(3)	6 LIU Z On Ice ESP 1 2 11 13 16 22 CHN 1 2 5 6 8 15
GK	50:55		ESP		20	TEDONE O		- Goalkeeper in
Penalty	50:55	52:55	CHN	2 min.	4	zhang c		- Slashing
GK	60:00		ESP					20 TEDONE O - Goalkeeper out
GK	60:00		CHN					1 LIU Y - Goalkeeper out

Timing and Results provided by **TISSOT**



Goalkeeper Records

Team : ESP - Spain

Team : CHN - China P.R.

No	Name	SOG	SVS	MIP
1	ALVARADO Carlota	67	55	50:55
20	TEDONE Oihane	2	2	09:05

No	Name	SOG	SVS	MIP
19	WANG Yuqing	7	7	32:41
1	LIU Yuchan	7	7	27:19

Game Statistics

Team : ESP (black)

Head Coach : GORDOVIL BARTOLL Carlos

No	Pos	Name	G	A	P	PIM	FO+	FO-	FO+/-	FO%	Shots on Goal					+/-
											1	2	3	OT	TS	
5	D	ORTIZ Gemma	0	0	0	0	0	0	0	0.00	0	0	0	0	0	-5
11	D	CASTILLEJO Ana	0	0	0	0	12	11	1	52.17	0	0	1	1	1	-7
14	D	ABRISQUETA Leticia	0	0	0	2	0	0	0	0.00	0	1	0	0	1	-4
18	D	ABRISQUETA Vanesa +C	0	0	0	0	0	0	0	0.00	1	0	0	0	1	-6
23	F	CALERO Alba +A	0	0	0	0	2	0	2	100.00	0	0	2	2	2	-5
4	D	SAINZ Luna +A	0	0	0	0	0	0	0	0.00	0	0	0	0	0	-2
6	F	GARCIA Patricia	0	0	0	0	0	0	0	0.00	1	1	0	0	2	-2
10	F	de la POMPA Claudia	0	0	0	0	8	13	-5	38.10	0	0	0	0	0	-2
15	F	SENAC Irene	0	0	0	0	0	0	0	0.00	1	0	3	4	4	-2
24	D	ALVAREZ Elena	0	0	0	2	0	0	0	0.00	1	0	0	1	1	-2
7	F	REBOLLEDO Laura	0	0	0	0	0	0	0	0.00	0	0	1	1	1	-3
12	D	ALVAREZ Raquel	0	0	0	0	0	0	0	0.00	0	0	0	0	0	-3
13	D	RAVENTOS Jana	0	0	0	0	5	10	-5	33.33	1	0	0	1	1	-3
16	D	ALMENDRO Ines	0	0	0	0	0	0	0	0.00	0	0	0	0	0	-4
22	D	GRANDE Tamara	0	0	0	2	0	0	0	0.00	0	0	0	0	0	-4
2	D	GARCIA-LORENZANA Isabel	0	0	0	0	0	0	0	0.00	0	0	0	0	0	-1
3	D	FABO Mireya	0	0	0	0	0	0	0	0.00	0	0	0	0	0	0
8	F	ESTIRADO Patricia	0	0	0	0	0	0	0	0.00	0	0	0	0	0	0
1	GK	ALVARADO Carlota	0	0	0	0	0	0	0	0.00	0	0	0	0	0	0
20	GK	TEDONE Oihane	0	0	0	0	0	0	0	0.00	0	0	0	0	0	0
Total			0	0	0	6	27	34	-7	44.26	5	2	7	14		

Team : CHN (white)

Head Coach : WANG Fuquan

No	Pos	Name	G	A	P	PIM	FO+	FO-	FO+/-	FO%	Shots on Goal					+/-
											1	2	3	OT	TS	
2	F	FANG Xin	2	4	6	0	11	10	1	52.38	5	6	5	16	16	+9
6	D	LIU Zhixin	2	1	3	0	0	0	0	0.00	4	4	0	8	8	+8
7	F	ZHANG Mengying +A	2	3	5	0	3	1	2	75.00	2	1	1	4	4	+6
8	D	DENG Di	0	0	0	0	0	0	0	0.00	1	1	0	2	2	+7
15	F	KONG Minghui +A	3	1	4	0	0	3	-3	0.00	2	2	3	7	7	+9
4	F	ZHANG Chi	0	1	1	4	0	0	0	0.00	1	4	0	5	5	+2
10	F	HE Xin	2	1	3	0	2	2	0	50.00	2	7	3	12	12	+3
11	D	ZHAO Qinan	0	2	2	0	0	0	0	0.00	1	0	0	1	1	+3
12	F	LU Shuang	1	1	2	0	11	4	7	73.33	0	2	2	4	4	+2
18	D	WEN Lu	0	0	0	4	0	0	0	0.00	1	0	0	1	1	+3
5	F	GUAN Yingying	0	0	0	2	0	0	0	0.00	0	0	0	0	0	+1
9	D	XIAO Jinqiu +C	0	0	0	0	0	0	0	0.00	0	0	0	0	0	0
13	F	DU Jiayao	0	1	1	0	0	1	-1	0.00	3	0	0	3	3	+1
16	F	LYU Yue	0	0	0	0	7	6	1	53.85	2	3	1	6	6	0
17	D	LIU Siyang	0	0	0	0	0	0	0	0.00	0	0	0	0	0	0
14	F	FU Kexin	0	0	0	0	0	0	0	0.00	0	0	0	0	0	0
22	F	JU Jingwen	0	0	0	0	0	0	0	0.00	0	0	0	0	0	0
1	GK	LIU Yuchan	0	0	0	0	0	0	0	0.00	0	0	0	0	0	0
19	GK	WANG Yuqing	0	0	0	0	0	0	0	0.00	0	0	0	0	0	0
Total			12	15	27	10	34	27	7	55.74	24	30	15	69		




Group A

R	Team	GP	W	OTW	OTL	L	GDF	GF : GA	PTS
1	JPN	2	2	0	0	0	+14	15 : 1	6
2	CHN	2	2	0	0	0	+13	14 : 1	6
3	USA	2	0	0	0	2	-4	2 : 6	0
4	ESP	2	0	0	0	2	-23	0 : 23	0

	CHN	ESP	JPN	USA
CHN	*****	12:0	MON 09 FEB 17:00	2:1
ESP	0:12	*****	0:11	MON 09 FEB 20:30
JPN	MON 09 FEB 17:00	11:0	*****	4:1
USA	1:2	MON 09 FEB 20:30	1:4	*****

LEGEND

(G) Goals in tournament	*	does not count for Plus/minus	+/- Plus/minus net	+A Assistant captain
+C Captain	A	Assists	D Defence	EQ Equal strength
ET/Res Penalty end time/Result of game	F	Forward	FO- Face-offs lost	FO% Face-offs won as percentage
FO+ Face-offs won	FO+/-	Face-offs net	G Goals	GA Goals against
GDF Goal difference	GF	Goals for	GK Goalkeeper	GP Games played
L Losses	MIP	Minutes in play (GK)	No Jersey number	OT Overtime
OTL Overtime losses	OTW	Overtime wins	P Points	PIM Penalties in minutes
Pos Position	PP1	Power play - 1 player	PPG Power play goals	PTS Points
R Rank	SH1	Shorthanded - 1 player	SHG Shorthanded goals	SOG Shots on goal
SVS Saves	TPP	Time on power play	TS Total shots	W Wins

Timing and Results provided by  TISSOT



Shot Chart

ESP - CHN

Shots by ESP

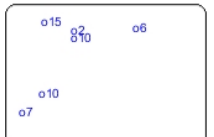
Goals (o): 0
SSG (+): 5
SSP (-): 1
SPG (-): 3



GK 19 of CHN

Shots by CHN

Goals (o): 6
SSG (+): 24
SSP (-): 8
SPG (-): 7



GK 1 of ESP

Shots by ESP

Goals (o): 0
SSG (+): 7
SSP (-): 2
SPG (-): 4



GK 1 of CHN

LEGEND

GK Goalkeeper SPG Shots past goal SSG Shots saved by goalkeeper SSP Shots saved by player



Face-off Chart

ESP - CHN

PERIOD 1

	ESP		CHN		ESP		CHN		Total wins all zones	
	Def. zone	Att. zone	Neutral zone	Neutral zone	Att. zone	Def. zone	Att. zone	Def. zone	ESP	CHN
	- 11	+ 2	+ 11	- 2	- 11	+ 7				
	+ 11	- 2	+ 10	- 2	+ 10	- 15				
	- 11	+ 2	- 10	+ 7	- 11	+ 2				
	- 13	+ 12	- 13	+ 12	- 13	+ 12				
	- 11	+ 16	+ 13	- 12						
	- 11	+ 2	+ 10	- 16						
	+ 13	- 2	+ 11	- 2						
	+ 13	- 10								
	- 10	+ 2								
	- 11	+ 2								
Total wins / period	3 / 30%	7 / 70%	5 / 71%	2 / 29%	1 / 25%	3 / 75%	9 / 43%	12 / 57%		

PERIOD 2

	ESP		CHN		ESP		CHN		Total wins all zones	
	Def. zone	Att. zone	Neutral zone	Neutral zone	Att. zone	Def. zone	Att. zone	Def. zone	ESP	CHN
	- 10	+ 12	+ 11	- 2	- 11	+ 12				
	- 10	+ 10	- 13	+ 16	- 10	+ 7				
	+ 10	- 16	+ 11	- 10	- 13	+ 16				
	+ 13	- 12	- 10	+ 2						
	- 13	+ 2	+ 11	- 2						
	+ 23	- 12	- 10	+ 12						
	- 13	+ 12	- 13	+ 2						
	+ 23	- 12	- 11	+ 12						
	- 10	+ 2								
Total wins / period	4 / 44%	5 / 56%	3 / 38%	5 / 62%	0 / 0%	3 / 100%	7 / 35%	13 / 65%		

PERIOD 3

	ESP		CHN		ESP		CHN		Total wins all zones	
	Def. zone	Att. zone	Neutral zone	Neutral zone	Att. zone	Def. zone	Att. zone	Def. zone	ESP	CHN
	- 11	+ 16	+ 11	- 2	+ 11	- 16				
	+ 10	- 16	+ 10	- 16	+ 10	- 15				
	+ 11	- 2	- 10	+ 16	+ 10	- 7				
	- 13	+ 10	- 10	+ 16	+ 11	- 16				
	- 11	+ 16	- 13	+ 2	+ 11	- 15				
			- 10	+ 12	+ 13	- 13				
			+ 11	- 2						
			- 10	+ 12						
			- 10	+ 12						
Total wins / period	2 / 40%	3 / 60%	3 / 33%	6 / 67%	6 / 100%	0 / 0%	11 / 55%	9 / 45%		

TOTAL



	ESP	CHN	ESP	CHN	ESP	CHN	Total wins all zones	
	Def. zone	Att. zone	Neutral zone		Att. zone	Def. zone	ESP	CHN
Total wins / game	9 / 38%	15 / 62%	11 / 46%	13 / 54%	7 / 54%	6 / 46%	27 / 44%	34 / 56%




HEAD TO HEAD

	CHN								Tot	wins ESP	Dz	Nz	Az
	No.	2	7	10	12	13	15	16					
ESP	10	1 - 3	1 - 2	0 - 1	0 - 5		2 - 0	4 - 2	21	8 38%	2 33%	3 27%	3 75%
	11	8 - 5	0 - 1	1 - 0	0 - 2		1 - 0	2 - 3	23	12 52%	2 22%	7 88%	3 50%
	13	1 - 3		1 - 1	2 - 4	1 - 0		0 - 2	15	5 33%	3 43%	1 20%	1 33%
	23				2 - 0				2	2 100%	2 100%		
Tot	21	4	4	15	1	3	13	61	27 44%	9 38%	11 46%	7 54%	
wins CHN	11 52%	3 75%	2 50%	11 73%	0 0%	0 0%	7 54%	34 56%					
Dz	1 100%	2 67%		2 100%	0 0%	0 0%	1 33%	6 46%					
Nz	3 30%	1 100%	0 0%	6 86%			3 60%	13 54%					
Az	7 70%		2 67%	3 50%			3 60%	15 62%					

LEGEND

Az Attacking zone **Dz** Defending zone **Nz** Neutral zone **Tot** Total face-offs played

Timing and Results provided by  TISSOT



Game Roster

CHN - JPN

Referee(s)

FUCHSEL Maria Raabye (DEN)

Linesmen

ANGERER Bettina (AUT) , PAGON Natasa (SLO)

Goalkeepers

Team: CHN

No	Name	GP	MIP	GA	SVS	SOG	SVS%	GAA
1	LIU Yuchan	2	27:19	0	7	7	100.00	0.00
19	WANG Yuqing	2	92:41	1	34	35	97.14	0.65
20	YANG Jiaqi	0	00:00	0	0	0	0.00	0.00

Team Roster

Team: CHN (red)

No	Pos	Name	GP	G	A	PTS	PIM	+/-
1	GK	LIU Yuchan	2	0	0	0	0	
2	F	FANG Xin	2	3	4	7	0	+11
4	F	ZHANG Chi	2	0	1	1	4	+1
5	F	GUAN Yingying	2	0	0	0	2	+1
6	D	LIU Zhixin	2	3	2	5	0	+10
7	F	ZHANG Mengying +A	2	2	3	5	0	+8
8	D	DENG Di	2	0	0	0	0	+8
9	D	XIAO Jinqiu +C	2	0	0	0	0	0
10	F	HE Xin	2	2	1	3	0	+2
11	D	ZHAO Qinan	2	0	2	2	0	+2
12	F	LU Shuang	2	1	1	2	4	+1
13	F	DU Jiayao	2	0	1	1	0	+2
14	F	FU Kexin	2	0	0	0	0	0
15	F	KONG Minghui +A	2	3	2	5	2	+11
16	F	LYU Yue	2	0	0	0	0	0
17	D	LIU Siyang	2	0	0	0	0	0
18	D	WEN Lu	2	0	0	0	6	+2
19	GK	WANG Yuqing	2	0	0	0	0	
20	GK	YANG Jiaqi	0	0	0	0	0	
21	D	WANG Lu	0	0	0	0	0	0
22	F	JU Jingwen	2	0	0	0	0	0

Head Coach: WANG Fuquan

Team: JPN

No	Name	GP	MIP	GA	SVS	SOG	SVS%	GAA
1	FUJIMOTO Nana	2	80:00	1	18	19	94.74	0.75
20	KOMURA Yuuri	1	00:00	0	0	0	0.00	0.00
25	YOSHIDA Amika	1	40:00	0	4	4	100.00	0.00


Team: JPN (white)

No	Pos	Name	GP	G	A	PTS	PIM	+/-
1	GK	FUJIMOTO Nana	2	0	0	0	0	
2	D	KOIKE Shiori	2	1	0	1	0	+3
3	D	FUJIMOTO Nachi +A	2	0	1	1	0	+4
4	D	TOKO Ayaka	2	1	1	2	0	+3
5	D	YOSHIDA Miyuka	2	0	1	1	0	+4
6	D	SUZUKI Sena +A	2	2	0	2	0	+2
7	D	HORI Mika	2	1	0	1	0	+2
10	F	YONEYAMA Haruna	2	1	6	7	4	+5
11	F	MORII Mai	2	0	2	2	2	+1
12	F	OSAWA Chiho +C	2	1	2	3	0	+3
13	F	FUJIMOTO Moeko	2	2	1	3	0	+2
14	F	YUYAMA Seika	0	0	0	0	0	0
15	F	TOUMA Miyou	2	0	0	0	0	+1
16	F	NOTOYA Yui	2	1	0	1	0	+1
17	F	OTA Yukina	2	1	0	1	4	+3
18	F	MORITAKE Runa	2	2	0	2	0	+3
19	F	OHASHI Asami	2	0	1	1	4	+3
20	GK	KOMURA Yuuri	1	0	0	0	0	
21	F	IWASAKI Mayu	2	1	0	1	2	+1
22	F	SUGISAWA Nene	2	0	1	1	0	+1
23	F	SAKAMOTO Rio	2	1	3	4	0	+3
25	GK	YOSHIDA Amika	1	0	0	0	0	

Head Coach: KASAHARA Yujiro

LEGEND

A Assists	D Defence	F Forward	G Goals
GA Goals against	GAA Goals against as average per 60 minutes	GK Goalkeeper	GP Games played
MIP Minutes and seconds played	No Jersey number	PIM Penalties in minutes	Pos Position
PTS Points	SOG Shots on goal	SVS Saves	SVS% Saves in percentage
+/- Plus/minus net	+A Assistant captain	+C Captain	

Timing and Results provided by  TISSOT



Line-Ups

CHN - JPN

Referee(s)

FUCHSEL Maria Raabye (DEN)

Linesmen

ANGERER Bettina (AUT) , PAGON Natasa (SLO)

Goalkeepers

Team: CHN

No Name

19 WANG Yuqing
1 LIU Yuchan

Team: JPN

No Name

1 FUJIMOTO Nana
20 KOMURA Yuuri

Team Line-ups

Team: CHN (red)

No Pos Name

6 D	LIU Zhixin
8 D	DENG Di
2 F	FANG Xin
7 F	ZHANG Mengying +A
15 F	KONG Minghui +A
11 D	ZHAO Qinan
18 D	WEN Lu
4 F	ZHANG Chi
10 F	HE Xin
12 F	LU Shuang
9 D	XIAO Jinqiu +C
17 D	LIU Siyang
13 F	DU Jiayao
16 F	LYU Yue
22 F	JU Jingwen
5 F	GUAN Yingying
14 F	FU Kexin

Head Coach: WANG Fuquan

NOT DRESSED:

20 GK YANG Jiaqi
21 D WANG Lu

No Pos Name

2 D	KOIKE Shiori
4 D	TOKO Ayaka
10 F	YONEYAMA Haruna
12 F	OSAWA Chiho +C
13 F	FUJIMOTO Moeko
6 D	SUZUKI Sena +A
7 D	HORI Mika
18 F	MORITAKE Runa
19 F	OHASHI Asami
23 F	SAKAMOTO Rio
3 D	FUJIMOTO Nachi +A
5 D	YOSHIDA Miyuka
11 F	MORII Mai
17 F	OTA Yukina
21 F	IWASAKI Mayu
15 F	TOUMA Miyou
16 F	NOTOYA Yui
22 F	SUGISAWA Nene


Head Coach: KASAHARA Yujiro

NOT DRESSED:

14 F YUYAMA Seika
25 GK YOSHIDA Amika

LEGEND

D	Defence	F	Forward	No	Jersey number	Pos	Position
+A	Assistant captain	+C	Captain				

Timing and Results provided by  TISSOT



Graphical Line-Ups

CHN - JPN

Referee(s)

FUCHSEL Maria Raabye (DEN)

Linesmen

ANGERER Bettina (AUT) , PAGON Natasa (SLO)

Team: CHN - China P.R. (red)

Head Coach: WANG Fuquan

S1 19 WANG Yuqing		
1 LIU Yuchan		
S3 8 DENG Di	S2 6 LIU Zhixin	
S6 15 KONG Minghui +A	S4 2 FANG Xin	S5 7 ZHANG Mengying +A
11 ZHAO Qinan		18 WEN Lu
10 HE Xin	12 LU Shuang	4 ZHANG Chi
17 LIU Siyang		9 XIAO Jinqiu +C
22 JU Jingwen	16 LYU Yue	13 DU Jiayao
14 FU Kexin	5 GUAN Yingying	

Team: JPN - Japan (white)

Head Coach: KASAHARA Yujiro

S1 1 FUJIMOTO Nana		
20 KOMURA Yuuri		
S2 2 KOIKE Shiori	S3 4 TOKO Ayaka	
S6 13 FUJIMOTO Moeko	S4 10 YONEYAMA Haruna	S5 12 OSAWA Chiho +C
6 SUZUKI Sena +A		7 HORI Mika
19 OHASHI Asami	23 SAKAMOTO Rio	18 MORITAKE Runa
5 YOSHIDA Miyuka		3 FUJIMOTO Nachi +A
17 OTA Yukina	21 IWASAKI Mayu	11 MORII Mai
15 TOUMA Miyou	16 NOTOYA Yui	22 SUGISAWA Nene

LEGEND

Sn Starting position

+A Assistant captain

+C Captain

Timing and Results provided by **TISSOT**



Game Summary

CHN - JPN 0 - 1 (0 - 0, 0 - 0, 0 - 1)

Spectators	Referee(s)	Linesmen
350	FUCHSEL Maria Raabye (DEN)	ANGERER Bettina (AUT) , PAGON Natasa (SLO)

Team Statistics

Period	Score	SVS	SOG	PIM	TPP	PPG	SHG
1	0 : 0	18 : 4	4 : 18	6 : 2	00:16 : 04:16	0 : 0	0 : 0
2	0 : 0	20 : 4	4 : 20	2 : 2	02:00 : 02:00	0 : 0	0 : 0
3	0 : 1	17 : 6	6 : 18	8 : 0	00:00 : 06:18	0 : 1	0 : 0
Total	0 : 1	55 : 14	14 : 56	16 : 4	02:16 : 12:34	0 : 1	0 : 0

1st Period

Action	Time	ET/Res	Team	Type	No	Name	(G)	Name of Assistant(s) / Action Description
GK	00:00		CHN		19	WANG Y		- Goalkeeper in
GK	00:00		JPN		1	FUJIMOTO N		- Goalkeeper in
Penalty	03:30	05:30	CHN	2 min.	11	ZHAO Q		- Holding an opponent
Penalty	14:36	16:36	CHN	2 min.	7	ZHANG M		- Tripping
Penalty	14:55	16:55	JPN	2 min.	18	MORITAKE R		- Hooking
Penalty	16:52	18:52	CHN	2 min.	2	FANG X		- Illegal Hit

2nd Period

Action	Time	ET/Res	Team	Type	No	Name	(G)	Name of Assistant(s) / Action Description
Penalty	20:27	22:27	JPN	2 min.	12	OSAWA C		- Hooking
Penalty	32:56	34:56	CHN	2 min.	12	lu s		- Roughing

3rd Period

Action	Time	ET/Res	Team	Type	No	Name	(G)	Name of Assistant(s) / Action Description
Penalty	40:47	42:47	CHN	2 min.	11	ZHAO Q		- Holding the Stick
Penalty	46:05	47:40	CHN	2 min.	18	WEN L		- Hooking
Penalty	46:23	48:23	CHN	2 min.	6	LIU Z		- Interference
Goal	47:40	0 : 1	JPN	PP2	11	MORII M	(1)	6 SUZUKI S On Ice CHN 19 7 8 15 JPN 1 6 7 11 18 23 *
Penalty	54:12	56:12	CHN	2 min.	7	ZHANG M		- Hooking
Time-out	57:52		CHN					
GK	59:45		CHN					19 WANG Y - Goalkeeper out
GK	60:00		JPN					1 FUJIMOTO N - Goalkeeper out

Goalkeeper Records

Team : CHN - China P.R.

No	Name	SOG	SVS	MIP
19	WANG Yuqing	56	55	59:45
1	LIU Yuchan			

Team : JPN - Japan


No	Name	SOG	SVS	MIP
1	FUJIMOTO Nana	14	14	60:00
20	KOMURA Yuuri			

Game Statistics

Team : CHN (red)

Head Coach : WANG Fuquan

No	Pos	Name	G	A	P	PIM	FO+	FO-	FO+/-	FO%	Shots on Goal					+/-
											1	2	3	OT	TS	
2	F	FANG Xin	0	0	0	2	13	10	3	56.52	1	0	1		2	0
6	D	LIU Zhixin	0	0	0	2	0	0	0	0.00	0	1	1		2	0
7	F	ZHANG Mengying +A	0	0	0	4	1	4	-3	20.00	0	0	3		3	0
8	D	DENG Di	0	0	0	0	0	0	0	0.00	0	0	1		1	0
15	F	KONG Minghui +A	0	0	0	0	1	5	-4	16.67	1	2	0		3	0
4	F	ZHANG Chi	0	0	0	0	0	0	0	0.00	0	0	0		0	0
10	F	HE Xin	0	0	0	0	1	6	-5	14.29	1	0	0		1	0
11	D	ZHAO Qinan	0	0	0	4	0	0	0	0.00	0	1	0		1	0
12	F	LU Shuang	0	0	0	2	4	9	-5	30.77	0	0	0		0	0
18	D	WEN Lu	0	0	0	2	0	0	0	0.00	1	0	0		1	0

Timing and Results provided by 



Head Coach : WANG Fuquan										Shots on Goal						
No	Pos	Name	G	A	P	PIM	FO+	FO-	FO+/-	FO%	1	2	3	OT	TS	+/-
9	D	XIAO Jinjia +C	0	0	0	0	0	0	0	0.00	0	0	0		0	0
13	F	DU Jiayao	0	0	0	0	0	2	-2	0.00	0	0	0		0	0
16	F	LYU Yue	0	0	0	0	1	3	-2	25.00	0	0	0		0	0
17	D	LIU Siyang	0	0	0	0	0	0	0	0.00	0	0	0		0	0
22	F	JU Jingwen	0	0	0	0	0	0	0	0.00	0	0	0		0	0
5	F	GUAN Yingying	0	0	0	0	0	0	0	0.00	0	0	0		0	0
14	F	FU Kexin	0	0	0	0	0	0	0	0.00	0	0	0		0	0
1	GK	LIU Yuchan	0	0	0	0					0	0	0		0	
19	GK	WANG Yuqing	0	0	0	0					0	0	0		0	
Total			0	0	0	16	21	39	-18	35.00	4	4	6		14	

Team : JPN (white)

Head Coach : KASAHARA Yujiro										Shots on Goal						
No	Pos	Name	G	A	P	PIM	FO+	FO-	FO+/-	FO%	1	2	3	OT	TS	+/-
2	D	KOIKE Shiori	0	0	0	0	0	0	0	0.00	0	1	2		3	0
4	D	TOKO Ayaka	0	0	0	0	0	0	0	0.00	2	0	2		4	0
10	F	YONEYAMA Haruna	0	0	0	0	18	9	9	66.67	3	1	3		7	0
12	F	OSAWA Chiho +C	0	0	0	2	1	0	1	100.00	2	4	2		8	0
13	F	FUJIMOTO Moeko	0	0	0	0	0	0	0	0.00	3	1	0		4	0
6	D	SUZUKI Sena +A	0	1	1	0	0	0	0	0.00	2	2	2		6	0
7	D	HORI Mika	0	0	0	0	0	0	0	0.00	0	1	0		1	0
18	F	MORITAKE Runa	0	0	0	2	0	0	0	0.00	1	2	0		3	0
19	F	OHASHI Asami	0	0	0	0	0	0	0	0.00	0	1	0		1	0
23	F	SAKAMOTO Rio	0	0	0	0	13	3	10	81.25	1	1	4		6	0
3	D	FUJIMOTO Nachi +A	0	0	0	0	0	0	0	0.00	0	1	0		1	0
5	D	YOSHIDA Miyuka	0	0	0	0	0	0	0	0.00	0	0	0		0	0
11	F	MORII Mai	1	0	1	0	3	1	2	75.00	2	2	1		5	0
17	F	OTA Yukina	0	0	0	0	0	0	0	0.00	0	1	0		1	0
21	F	IWASAKI Mayu	0	0	0	0	3	6	-3	33.33	0	0	0		0	0
15	F	TOUMA Miyou	0	0	0	0	0	0	0	0.00	0	0	0		0	0
16	F	NOTOYA Yui	0	0	0	0	1	2	-1	33.33	2	0	0		2	0
22	F	SUGISAWA Nene	0	0	0	0	0	0	0	0.00	0	2	2		4	0
1	GK	FUJIMOTO Nana	0	0	0	0					0	0	0		0	
20	GK	KOMURA Yuuri	0	0	0	0					0	0	0		0	
Total			1	1	2	4	39	21	18	65.00	18	20	18		56	

Group A

R	Team	GP	W	OTW	OTL	L	GDF	GF:GA	PTS
1	JPN	3	3	0	0	0	+15	16 : 1	9
2	CHN	3	2	0	0	1	+12	14 : 2	6
3	USA	2	0	0	0	2	-4	2 : 6	0
4	ESP	2	0	0	0	2	-23	0 : 23	0

	CHN	ESP	JPN	USA
CHN	*****	12:0	0:1	2:1
ESP	0:12	*****	0:11	MON 09 FEB 20:30
JPN	1:0	11:0	*****	4:1
USA	1:2	MON 09 FEB 20:30	1:4	*****

LEGEND			
(G)	Goals in tournament	*	does not count for Plus/minus
+C	Captain	A	Assists
F	Forward	FO-	Face-offs lost
FO+/-	Face-offs net	G	Goals
GF	Goals for	GK	Goalkeeper
MIP	Minutes in play (GK)	No	Jersey number
OTW	Overtime wins	P	Points
PP2	Power play - 2 players	PIM	Penalties in minutes
SHG	Shorthanded goals	PTS	Points
TS	Total shots	SOG	Shots on goal
		W	Wins
		+/-	Plus/minus net
		D	Defence
		FO%	Face-offs won as percentage
		GA	Goals against
		GP	Games played
		OT	Overtime
		SVS	Saves
		+A	Assistant captain
		ET/Res	Penalty end time/Result of game
		FO+	Face-offs won
		GDF	Goal difference
		L	Losses
		OTL	Overtime losses
		Pos	Position
		R	Rank
		TPP	Time on power play

Timing and Results provided by TISSOT



Shot Chart

CHN - JPN

Shots by CHN

Goals (o): 0 SSG (+): 4
SSP (-): 3 SPG (-): 1



GK 1 of JPN

Shots by JPN

Goals (o): 0 SSG (+): 20
SSP (-): 4 SPG (-): 9



GK 19 of CHN

Shots by CHN

Goals (o): 0 SSG (+): 6
SSP (-): 1 SPG (-): 2



GK 1 of JPN

Shots by JPN

Goals (o): 0 SSG (+): 18
SSP (-): 7 SPG (-): 13



GK 19 of CHN

Shots by CHN

Goals (o): 0 SSG (+): 4
SSP (-): 3 SPG (-): 1



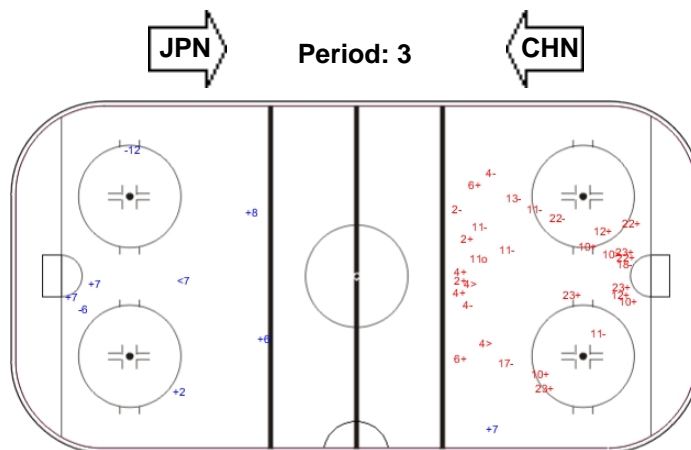
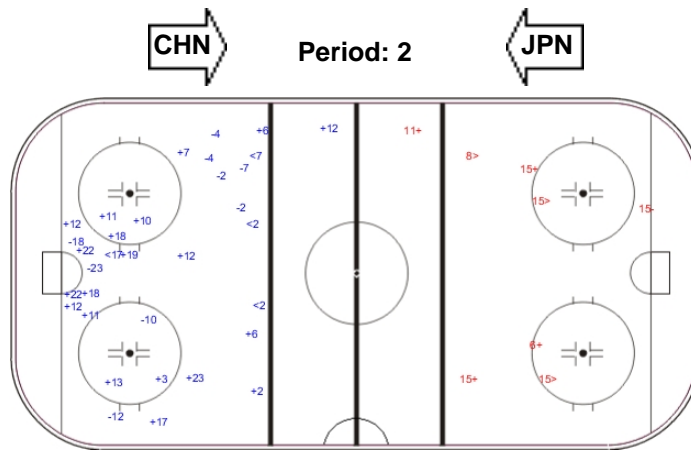
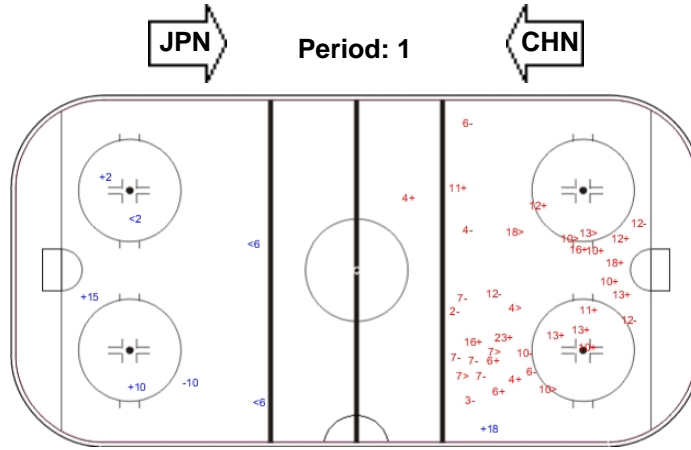
GK 1 of JPN

Shots by JPN

Goals (o): 1 SSG (+): 17
SSP (-): 3 SPG (-): 11



GK 19 of CHN



LEGEND

GK Goalkeeper **SPG** Shots past goal **SSG** Shots saved by goalkeeper **SSP** Shots saved by player

Timing and Results provided by **TISSOT**



Face-off Chart

CHN - JPN

PERIOD 1

	CHN		JPN		CHN		JPN		
	Def. zone	Att. zone	Neutral zone		Att. zone	Def. zone			
	+ 2	- 10	- 2	+ 10	- 2	+ 12			
	- 12	+ 23	+ 12	- 21	- 10	+ 23			
	- 12	+ 10	+ 2	- 10	- 2	+ 10			
	- 15	+ 10			- 2	+ 10			
	- 12	+ 23			- 2	+ 11			
	+ 2	- 11							
	+ 2	- 16							
	+ 2	- 23							
	- 10	+ 23							
	- 15	+ 11							
	- 7	+ 10							
	+ 7	- 10							
Total wins / period	5 / 42%	7 / 58%	2 / 67%	1 / 33%	0 / 0%	5 / 100%	Total wins all zones		
							CHN	JPN	
							7 / 35%	13 / 65%	

PERIOD 2

	CHN		JPN		CHN		JPN		
	Def. zone	Att. zone	Neutral zone		Att. zone	Def. zone			
	- 12	+ 23	+ 2	- 10	+ 2	- 21			
	+ 2	- 16	+ 15	- 10	- 12	+ 21			
	- 15	+ 10			+ 2	- 23			
	- 10	+ 23			- 2	+ 21			
	- 7	+ 23			+ 10	- 10			
	+ 2	- 21			+ 12	- 10			
	+ 12	- 21							
Total wins / period	3 / 43%	4 / 57%	2 / 100%	0 / 0%	4 / 67%	2 / 33%	Total wins all zones		
							CHN	JPN	
							9 / 60%	6 / 40%	

PERIOD 3

	CHN		JPN		CHN		JPN		
	Def. zone	Att. zone	Neutral zone		Att. zone	Def. zone			
	- 10	+ 10	+ 2	- 10	- 12	+ 23			
	- 7	+ 23	- 2	+ 23	- 10	+ 10			
	- 12	+ 21	- 2	+ 10	- 16	+ 11			
	- 7	+ 10	+ 12	- 21	- 16	+ 16			
	- 10	+ 10	+ 16	- 21	- 2	+ 10			
	+ 2	- 10	- 16	+ 10					
	- 12	+ 10	+ 2	- 23					
	- 15	+ 10							
	- 15	+ 10							
	- 13	+ 23							
	- 13	+ 23							
	- 12	+ 23							
	- 2	+ 10							
Total wins / period	1 / 8%	12 / 92%	4 / 57%	3 / 43%	0 / 0%	5 / 100%	Total wins all zones		
							CHN	JPN	
							5 / 20%	20 / 80%	



TOTAL

Total wins / game	CHN	JPN	CHN	JPN	CHN	JPN	Total wins all zones	
	Def. zone	Att. zone	Neutral zone		Att. zone	Def. zone	CHN	JPN
	9 / 28%	23 / 72%	8 / 67%	4 / 33%	4 / 25%	12 / 75%	21 / 35%	39 / 65%



HEAD TO HEAD

		JPN										
No.	10	11	12	16	21	23	Tot	wins CHN	Dz	Nz	Az	
CHN	2	5 - 6	1 - 1	0 - 1	2 - 0	2 - 1	3 - 1	23	13 57%	7 88%	4 57%	2 25%
	7	1 - 2					0 - 2	5	1 20%	1 20%		
	10	1 - 3					0 - 3	7	1 14%	0 0%		1 33%
	12	1 - 2				3 - 2	0 - 5	13	4 31%	1 13%	2 100%	1 33%
	13						0 - 2	2	0 0%	0 0%		
	15	1 - 4	0 - 1					6	1 17%	0 0%	1 100%	
	16	0 - 1	0 - 1		0 - 1	1 - 0		4	1 25%		1 50%	0 0%
Tot	27	4	1	3	9	16	60	21 35%	9 28%	8 67%	4 25%	
wins JPN	18 67%	3 75%	1 100%	1 33%	3 33%	13 81%	39 65%					
Dz	4 67%	2 100%	1 100%	1 100%	2 67%	2 67%	12 75%					
Nz	3 43%				0 0%	1 50%	4 33%					
Az	11 79%	1 50%		0 0%	1 33%	10 91%	23 72%					

LEGEND

Az Attacking zone **Dz** Defending zone **Nz** Neutral zone **Tot** Total face-offs played

Timing and Results provided by **TISSOT**



Game Roster

ESP - USA

Referee(s)

FINDUROVA Zuzana (SVK)

Linesmen

DINANT Marine (BEL) , SAUER Caroline (GER)

Goalkeepers

Team: ESP

No	Name	GP	MIP	GA	SVS	SOG	SVS%	GAA
1	ALVARADO Carlota	2	106:37	21	122	143	85.31	11.82
20	TEDONE Oihane	2	13:23	2	10	12	83.33	8.97

Team Roster

Team: ESP (black)

No	Pos	Name	GP	G	A	PTS	PIM	+/-
1	GK	ALVARADO Carlota	2	0	0	0	0	
2	D	GARCIA-LORENZANA Isabel	2	0	0	0	0	-1
3	D	FABO Mireya	2	0	0	0	0	0
4	D	SAINZ Luna +A	2	0	0	0	0	-7
5	D	ORTIZ Gemma	2	0	0	0	0	-7
6	F	GARCIA Patricia	2	0	0	0	0	-6
7	F	REBOLLEDO Laura	2	0	0	0	0	-5
8	F	ESTIRADO Patricia	2	0	0	0	0	0
10	F	de la POMPA Claudia	2	0	0	0	4	-6
11	D	CASTILLEJO Ana	2	0	0	0	0	-12
12	D	ALVAREZ Raquel	2	0	0	0	0	-4
13	D	RAVENTOS Jana	2	0	0	0	0	-4
14	D	ABRISQUETA Leticia	2	0	0	0	4	-8
15	F	SENAC Irene	2	0	0	0	0	-6
16	D	ALMENDRO Ines	2	0	0	0	0	-5
18	D	ABRISQUETA Vanesa +C	2	0	0	0	2	-8
20	GK	TEDONE Oihane	2	0	0	0	0	
21	D	RIVERA Carmen	1	0	0	0	0	0
22	D	GRANDE Tamara	2	0	0	0	2	-5
23	F	CALERO Alba +A	2	0	0	0	0	-9
24	D	ALVAREZ Elena	2	0	0	0	4	-7

Head Coach: GORDOVIL BARTOLL Carlos

Team: USA

No	Name	GP	MIP	GA	SVS	SOG	SVS%	GAA
1	BARLOW Maria	2	60:00	2	22	24	91.67	2.00
30	NOSANOV Caitlin	2	60:00	4	43	47	91.49	4.00

Team: USA (white)

No	Pos	Name	GP	G	A	PTS	PIM	+/-
1	GK	BARLOW Maria	2	0	0	0	0	
2	D	HARRINGTON Paige +A	2	0	0	0	4	0
3	D	BORTOLUSSI Victoria	2	0	0	0	0	0
4	D	ROBISON Corey	2	0	0	0	0	-2
5	D	McGRATH Morgan	2	0	0	0	0	-2
6	D	THOMAS Whitney	2	0	1	1	0	+1
7	D	ANTOS Amanda	2	0	0	0	4	0
8	D	LABOSSIERE Caleigh	2	0	0	0	2	0
9	D	SMIDDY Madison	2	0	0	0	0	+1
10	F	BOOTH Rachael	2	0	0	0	0	-1
11	F	KORZON Monica +C	2	0	0	0	0	-1
12	F	CHALIFOUX Eleanor	2	0	0	0	0	0
14	F	ABROMSON Amanda	2	0	1	1	0	0
15	F	FORD Emily	2	0	1	1	2	0
16	F	WILLIAMS Hayley +A	2	0	0	0	2	-1
17	F	MOONEY Kaley	2	0	0	0	4	0
18	F	O NEIL Molly	2	1	0	1	4	0
19	F	MYERS Kendra	2	1	0	1	2	0
22	F	LEVESQUE Kristen	2	0	0	0	0	0
23	F	CATLOW Cassandra	2	0	0	0	0	0
25	F	AUGUSTINE Katelyn	2	0	0	0	0	0
30	GK	NOSANOV Caitlin	2	0	0	0	0	

Head Coach: WRIGHT Kristen

LEGEND

A Assists	D Defence	F Forward	G Goals
GA Goals against	GAA Goals against as average per 60 minutes	GK Goalkeeper	GP Games played
MIP Minutes and seconds played	No Jersey number	PIM Penalties in minutes	Pos Position
PTS Points	SOG Shots on goal	SVS Saves	SVS% Saves in percentage
+/- Plus/minus net	+A Assistant captain	+C Captain	

Timing and Results provided by **TISSOT**



Line-Ups

ESP - USA

Referee(s)

FINDUROVA Zuzana (SVK)

Linesmen

DINANT Marine (BEL) , SAUER Caroline (GER)

Goalkeepers

Team: ESP

No Name

20 TEDONE Oihane
1 ALVARADO Carlota

Team: USA

No Name

1 BARLOW Maria
30 NOSANOV Caitlin

Team Line-ups

Team: ESP (black)

No Pos Name

5 D ORTIZ Gemma
11 D CASTILLEJO Ana
14 D ABRISQUETA Leticia
18 D ABRISQUETA Vanesa +C
23 F CALERO Alba +A

4 D SAINZ Luna +A
24 D ALVAREZ Elena
6 F GARCIA Patricia
10 F de la POMPA Claudia
15 F SENAC Irene

12 D ALVAREZ Raquel
13 D RAVENTOS Jana
16 D ALMENDRO Ines
22 D GRANDE Tamara
7 F REBOLLEDO Laura

2 D GARCIA-LORENZANA Isabel
3 D FABO Mireya
8 F ESTIRADO Patricia

No Pos Name

2 D HARRINGTON Paige +A
7 D ANTOS Amanda
14 F ABROMSON Amanda
19 F MYERS Kendra
23 F CATLOW Cassandra

3 D BORTOLUSSI Victoria
8 D LABOSSIERE Caleigh
10 F BOOTH Rachael
12 F CHALIFOUX Eleanor
16 F WILLIAMS Hayley +A

4 D ROBISON Corey
9 D SMIDDY Madison
11 F KORZON Monica +C
17 F MOONEY Kaley
25 F AUGUSTINE Katelyn

5 D McGRATH Morgan
6 D THOMAS Whitney
15 F FORD Emily
18 F O NEIL Molly
22 F LEVESQUE Kristen

Team: USA (white)

Head Coach: GORDOVIL BARTOLL Carlos

Head Coach: WRIGHT Kristen

NOT DRESSED:

21 D RIVERA Carmen

LEGEND

D	Defence	F	Forward	No	Jersey number	Pos	Position
+A	Assistant captain	+C	Captain				

Timing and Results provided by **TISSOT**



Graphical Line-Ups

ESP - USA

Referee(s)

FINDUROVA Zuzana (SVK)

Linesmen

DINANT Marine (BEL) , SAUER Caroline (GER)

Team: ESP - Spain (black)

Head Coach: GORDOVIL BARTOLL Carlos

S1 20 TEDONE Oihane		
1 ALVARADO Carlota		
S3 18 ABRISQUETA Vanesa +C	S2 5 ORTIZ Gemma	
S5 14 ABRISQUETA Leticia	S4 11 CASTILLEJO Ana	S6 23 CALERO Alba +A
24 ALVAREZ Elena		4 SAINZ Luna +A
15 SENAC Irene	10 de la POMPA Claudia	6 GARCIA Patricia
12 ALVAREZ Raquel		22 GRANDE Tamara
7 REBOLLEDO Laura	13 RAVENTOS Jana	16 ALMENDRO Ines
8 ESTIRADO Patricia		
3 FABO Mireya		2 GARCIA-LORENZANA Isabel

Team: USA - United States of America (white)

Head Coach: WRIGHT Kristen

S1 1 BARLOW Maria		
30 NOSANOV Caitlin		
S2 2 HARRINGTON Paige +A	S3 7 ANTOS Amanda	
S4 14 ABROMSON Amanda	S6 23 CATLOW Cassandra	S5 19 MYERS Kendra
3 BORTOLUSSI Victoria		8 LABOSSIERE Caleigh
16 WILLIAMS Hayley +A	10 BOOTH Rachael	12 CHALIFOUX Eleanor
9 SMIDDY Madison		4 ROBISON Corey
17 MOONEY Kaley	25 AUGUSTINE Katelyn	11 KORZON Monica +C
6 THOMAS Whitney		5 McGRATH Morgan
22 LEVESQUE Kristen	15 FORD Emily	18 O NEIL Molly

LEGEND

Sn Starting position

+A Assistant captain

+C Captain

Timing and Results provided by **TISSOT**



Game Summary

ESP - USA 1 - 9 (0 - 5 , 1 - 4 , 0 - 0)

Spectators	Referee(s)	Linesmen
350	FINDUROVA Zuzana (SVK)	DINANT Marine (BEL) , SAUER Caroline (GER)

Team Statistics

Period	Score	SVS	SOG	PIM	TPP	PPG	SHG
1	0 : 5	18 : 0	0 : 23	4 : 2	02:00 : 02:04	0 : 2	0 : 0
2	1 : 4	12 : 0	1 : 16	8 : 6	03:13 : 03:05	0 : 1	0 : 1
3	0 : 0	10 : 1	1 : 10	4 : 0	00:00 : 05:19	0 : 0	0 : 0
Total	1 : 9	40 : 1	2 : 49	16 : 8	05:13 : 10:28	0 : 3	0 : 1

1st Period

Action	Time	ET/Res	Team	Type	No	Name	(G)	Name of Assistant(s) / Action Description
GK	00:00		ESP		20	TEDONE O		- Goalkeeper in
GK	00:00		USA		1	BARLOW M		- Goalkeeper in
Goal	01:58	0 : 1	USA	EQ	15	FORD E	(1)	18 O NEIL M On Ice ESP 20 5 11 14 18 23 USA 1 4 9 15 18 22
Penalty	02:31	04:31	USA	2 min.	18	O NEIL M		- Hooking
Penalty	06:15	06:58	ESP	2 min.	14	ABRISQUETA L		- Illegal Hit
Goal	06:58	0 : 2	USA	PP1	8	LABOSSIERE C	(1)	14 ABROMSON A On Ice ESP 20 5 11 18 23 USA 1 8 10 14 17 19 *
Penalty	08:42	10:03	ESP	2 min.	12	ALVAREZ R		- Tripping
Goal	10:03	0 : 3	USA	PP1	18	O NEIL M	(2)	15 FORD E 16 WILLIAMS H On Ice ESP 20 5 11 18 23 USA 1 9 15 16 18 25 *
Goal	11:48	0 : 4	USA	EQ	17	MOONEY K	(1)	2 HARRINGTON P 25 AUGUSTINE K On Ice ESP 20 7 12 13 16 22 USA 1 2 7 11 17 25
Time-out	11:48		ESP					
Goal	19:54	0 : 5	USA	EQ	18	O NEIL M	(3)	22 LEVESQUE K On Ice ESP 20 4 6 7 10 24 USA 1 8 11 15 18 22

2nd Period

Action	Time	ET/Res	Team	Type	No	Name	(G)	Name of Assistant(s) / Action Description
Goal	20:28	1 : 5	ESP	EQ	18	ABRISQUETA V	(1)	14 ABRISQUETA L On Ice ESP 20 5 11 14 18 23 USA 1 2 7 14 19 23
Penalty	22:43	24:43	USA	2 min.	5	McGRATH M		- Tripping
Penalty	23:05	25:05	ESP	2 min.	23	CALERO A		- Tripping
Goal	23:55	1 : 6	USA	EQ	16	WILLIAMS H	(1)	14 ABROMSON A 9 SMIDDY M On Ice ESP 20 5 11 14 18 USA 1 4 9 14 16
Penalty	28:19	30:19	USA	2 min.	12	CHALIFOUX E		- Illegal Hit
Goal	29:15	1 : 7	USA	SH1	17	MOONEY K	(2)	2 HARRINGTON P On Ice ESP 20 2 4 11 23 24 USA 1 3 7 17 23
Penalty	29:51	31:51	ESP	2 min.	18	ABRISQUETA V		- Tripping
Penalty	32:32	33:43	ESP	2 min.	14	ABRISQUETA L		- Interference
Goal	33:43	1 : 8	USA	PP1	17	MOONEY K	(3)	25 AUGUSTINE K On Ice ESP 20 4 6 15 24 USA 1 3 8 11 17 25 *
Goal	36:56	1 : 9	USA	EQ	9	SMIDDY M	(1)	16 WILLIAMS H 2 HARRINGTON P On Ice ESP 20 5 7 13 16 18 USA 1 2 9 10 16 19
Penalty	38:26	40:26	USA	2 min.	17	MOONEY K		- Hooking
Penalty	39:45	41:45	ESP	2 min.	11	CASTILLEJO A		- Slashing

3rd Period

Action	Time	ET/Res	Team	Type	No	Name	(G)	Name of Assistant(s) / Action Description
GK	40:00		ESP		1	ALVARADO C		- Goalkeeper in 20 TEDONE O - Goalkeeper out
Penalty	44:11	46:11	ESP	2 min.	15	SENAC I		- Hooking
Penalty	55:08	57:08	ESP	2 min.	16	ALMENDRO I		- Hooking
GK	60:00		ESP					1 ALVARADO C - Goalkeeper out
GK	60:00		USA					1 BARLOW M - Goalkeeper out



Goalkeeper Records

Team : ESP - Spain

No	Name	SOG	SVS	MIP
20	TEDONE Oihane	39	30	40:00
1	ALVARADO Carlota	10	10	20:00

Team : USA - United States of America

No	Name	SOG	SVS	MIP
1	BARLOW Maria	2	1	60:00
30	NOSANOV Caitlin			

Game Statistics

Team : ESP (black)


Head Coach : GORDOVIL BARTOLL Carlos

No	Pos	Name	G	A	P	PIM	FO+	FO-	FO+/-	FO%	Shots on Goal					+/-
											1	2	3	OT	TS	
5	D	ORTIZ Gemma	0	0	0	0	0	0	0	0.00	0	0	0	0	0	-2
11	D	CASTILLEJO Ana	0	0	0	2	7	10	-3	41.18	0	0	0	0	0	-2
14	D	ABRISQUETA Leticia	0	1	1	4	1	0	1	100.00	0	0	0	0	0	-1
18	D	ABRISQUETA Vanesa +C	1	0	1	2	0	0	0	0.00	0	1	1	2	2	-2
23	F	CALERO Alba +A	0	0	0	2	0	1	-1	0.00	0	0	0	0	0	-1
4	D	SAINZ Luna +A	0	0	0	0	0	0	0	0.00	0	0	0	0	0	-2
6	F	GARCIA Patricia	0	0	0	0	3	9	-6	25.00	0	0	0	0	0	-1
10	F	de la POMPA Claudia	0	0	0	0	3	6	-3	33.33	0	0	0	0	0	-1
15	F	SENAC Irene	0	0	0	2	0	0	0	0.00	0	0	0	0	0	0
24	D	ALVAREZ Elena	0	0	0	0	0	0	0	0.00	0	0	0	0	0	-2
7	F	REBOLLEDO Laura	0	0	0	0	0	0	0	0.00	0	0	0	0	0	-3
12	D	ALVAREZ Raquel	0	0	0	2	0	0	0	0.00	0	0	0	0	0	-1
13	D	RAVENTOS Jana	0	0	0	0	2	16	-14	11.11	0	0	0	0	0	-2
16	D	ALMENDRO Ines	0	0	0	2	0	0	0	0.00	0	0	0	0	0	-2
22	D	GRANDE Tamara	0	0	0	0	0	0	0	0.00	0	0	0	0	0	-1
2	D	GARCIA-LORENZANA Isabel	0	0	0	0	0	0	0	0.00	0	0	0	0	0	-1
3	D	FABO Mireya	0	0	0	0	0	0	0	0.00	0	0	0	0	0	0
8	F	ESTIRADO Patricia	0	0	0	0	0	0	0	0.00	0	0	0	0	0	0
1	GK	ALVARADO Carlota	0	0	0	0	0	0	0	0.00	0	0	0	0	0	0
20	GK	TEDONE Oihane	0	0	0	0	0	0	0	0.00	0	0	0	0	0	0
Total			1	1	2	16	16	42	-26	27.59	0	1	1	2		

Team : USA (white)

Head Coach : WRIGHT Kristen

No	Pos	Name	G	A	P	PIM	FO+	FO-	FO+/-	FO%	Shots on Goal					+/-
											1	2	3	OT	TS	
2	D	HARRINGTON Paige +A	0	3	3	0	0	0	0	0.00	0	1	0	0	1	+1
7	D	ANTOS Amanda	0	0	0	0	0	0	0	0.00	0	2	0	0	2	+1
14	F	ABROMSON Amanda	0	2	2	0	1	0	1	100.00	3	1	0	0	4	0
19	F	MYERS Kendra	0	0	0	0	13	4	9	76.47	1	0	0	0	1	0
23	F	CATLOW Cassandra	0	0	0	0	2	2	0	50.00	2	0	1	0	3	0
3	D	BORTOLUSSI Victoria	0	0	0	0	0	0	0	0.00	0	0	0	0	0	+1
8	D	LABOSSIERE Caleigh	1	0	1	0	0	0	0	0.00	2	0	0	0	2	+1
10	F	BOOTH Rachael	0	0	0	0	0	0	0	0.00	0	0	3	0	3	+1
12	F	CHALIFOUX Eleanor	0	0	0	2	0	0	0	0.00	0	0	0	0	0	0
16	F	WILLIAMS Hayley +A	1	2	3	0	6	3	3	66.67	2	1	2	0	5	+2
4	D	ROBISON Corey	0	0	0	0	0	0	0	0.00	0	1	0	0	1	+2
9	D	SMIDDY Madison	1	1	2	0	0	0	0	0.00	1	2	1	0	4	+3
11	F	KORZON Monica +C	0	0	0	0	2	1	1	66.67	0	0	1	0	1	+2
17	F	MOONEY Kaley	3	0	3	2	0	0	0	0.00	2	3	0	0	5	+2
25	F	AUGUSTINE Katelyn	0	2	2	0	5	2	3	71.43	0	0	1	0	1	+1
5	D	McGRATH Morgan	0	0	0	2	0	0	0	0.00	0	0	0	0	0	0
6	D	THOMAS Whitney	0	0	0	0	0	0	0	0.00	0	0	1	0	1	0
15	F	FORD Emily	1	1	2	0	12	4	8	75.00	5	2	0	0	7	+2
18	F	O NEIL Molly	2	1	3	2	0	0	0	0.00	4	1	0	0	5	+2
22	F	LEVESQUE Kristen	0	1	1	0	1	0	1	100.00	1	2	0	0	3	+2
1	GK	BARLOW Maria	0	0	0	0	0	0	0	0.00	0	0	0	0	0	0
30	GK	NOSANOV Caitlin	0	0	0	0	0	0	0	0.00	0	0	0	0	0	0
Total			9	13	22	8	42	16	26	72.41	23	16	10	49		

Timing and Results provided by 




Group A

R	Team	GP	W	OTW	OTL	L	GDF	GF : GA	PTS
1	JPN	3	3	0	0	0	+15	16 : 1	9
2	CHN	3	2	0	0	1	+12	14 : 2	6
3	USA	3	1	0	0	2	+4	11 : 7	3
4	ESP	3	0	0	0	3	-31	1 : 32	0

	CHN	ESP	JPN	USA
CHN	*****	12:0	0:1	2:1
ESP	0:12	*****	0:11	1:9
JPN	1:0	11:0	*****	4:1
USA	1:2	9:1	1:4	*****

LEGEND

(G) Goals in tournament	*	does not count for Plus/minus	+/- Plus/minus net	+A Assistant captain
+C Captain	A	Assists	D Defence	EQ Equal strength
ET/Res Penalty end time/Result of game	F	Forward	FO- Face-offs lost	FO% Face-offs won as percentage
FO+ Face-offs won	FO+/-	Face-offs net	G Goals	GA Goals against
GDF Goal difference	GF	Goals for	GK Goalkeeper	GP Games played
L Losses	MIP	Minutes in play (GK)	No Jersey number	OT Overtime
OTL Overtime losses	OTW	Overtime wins	P Points	PIM Penalties in minutes
Pos Position	PP1	Power play - 1 player	PPG Power play goals	PTS Points
R Rank	SH1	Shorthanded - 1 player	SHG Shorthanded goals	SOG Shots on goal
SVS Saves	TPP	Time on power play	TS Total shots	W Wins

Timing and Results provided by  TISSOT



Shot Chart

ESP - USA

Shots by ESP

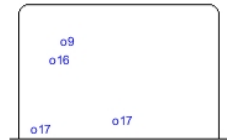
Goals (o): 0 SSG (+): 0
SSP (-): 0 SPG (-): 0



GK 1 of USA

Shots by USA

Goals (o): 4 SSG (+): 12
SSP (-): 9 SPG (-): 8



GK 20 of ESP

Shots by ESP

Goals (o): 0 SSG (+): 1
SSP (-): 0 SPG (-): 0



GK 1 of USA

LEGEND

GK Goalkeeper **SPG** Shots past goal **SSG** Shots saved by goalkeeper **SSP** Shots saved by player



Face-off Chart

ESP - USA

PERIOD 1

	ESP		USA		ESP		USA						
	Def. zone	Att. zone	Neutral zone		Att. zone	Def. zone							
	+ 11	- 16	- 11	+ 19	- 10	+ 23							
	- 11	+ 14	- 10	+ 16	- 13	+ 19							
	- 13	+ 19	+ 11	- 15									
	- 13	+ 19	- 10	+ 19									
	- 23	+ 16	+ 10	- 15									
	- 10	+ 15	- 10	+ 15									
	- 13	+ 19	+ 10	- 19									
	- 11	+ 16	+ 11	- 16									
	- 10	+ 25	+ 13	- 19									
	- 13	+ 15	- 13	+ 15									
Total wins / period	1 / 10%	9 / 90%	5 / 50%	5 / 50%	0 / 0%	2 / 100%			Total wins all zones				
									<table border="1"> <thead> <tr> <th>ESP</th> <th>USA</th> </tr> </thead> <tbody> <tr> <td>6 / 27%</td> <td>16 / 73%</td> </tr> </tbody> </table>	ESP	USA	6 / 27%	16 / 73%
ESP	USA												
6 / 27%	16 / 73%												

PERIOD 2

	ESP		USA		ESP		USA						
	Def. zone	Att. zone	Neutral zone		Att. zone	Def. zone							
	- 13	+ 25	+ 11	- 19	+ 11	- 23							
	- 11	+ 16	+ 10	- 16	- 6	+ 11							
	+ 6	- 15	+ 6	- 11	- 11	+ 16							
	- 13	+ 15	+ 11	- 23									
	- 13	+ 19	- 6	+ 16									
	- 11	+ 19	- 6	+ 25									
	+ 13	- 25	- 11	+ 15									
	- 11	+ 15	- 13	+ 19									
	- 13	+ 19	- 6	+ 25									
	- 6	+ 25											
	- 11	+ 15											
	- 6	+ 22											
Total wins / period	2 / 17%	10 / 83%	4 / 44%	5 / 56%	1 / 33%	2 / 67%			Total wins all zones				
									<table border="1"> <thead> <tr> <th>ESP</th> <th>USA</th> </tr> </thead> <tbody> <tr> <td>7 / 29%</td> <td>17 / 71%</td> </tr> </tbody> </table>	ESP	USA	7 / 29%	17 / 71%
ESP	USA												
7 / 29%	17 / 71%												

PERIOD 3

	ESP		USA		ESP		USA						
	Def. zone	Att. zone	Neutral zone		Att. zone	Def. zone							
	- 11	+ 15	- 6	+ 19	- 6	+ 19							
	+ 14	- 19	- 13	+ 11									
	- 13	+ 15	+ 6	- 15									
	- 6	+ 23	- 13	+ 15									
	- 13	+ 15	- 13	+ 19									
			+ 11	- 25									
Total wins / period	1 / 20%	4 / 80%	2 / 33%	4 / 67%	0 / 0%	1 / 100%			Total wins all zones				
									<table border="1"> <thead> <tr> <th>ESP</th> <th>USA</th> </tr> </thead> <tbody> <tr> <td>3 / 25%</td> <td>9 / 75%</td> </tr> </tbody> </table>	ESP	USA	3 / 25%	9 / 75%
ESP	USA												
3 / 25%	9 / 75%												

TOTAL



Preliminary round - Group A, Game 9

	ESP		USA		Neutral zone		ESP		USA		Total wins all zones	
	Def. zone	Att. zone			Att. zone	Def. zone			ESP	USA		
Total wins / game	4 / 15%	23 / 85%	11 / 44%	14 / 56%	1 / 17%	5 / 83%	16 / 28%	42 / 72%				



HEAD TO HEAD

		USA													
		No.	11	14	15	16	19	22	23	25	Tot	wins ESP	Dz	Nz	Az
ESP	6	1 - 1			2 - 0	0 - 1	0 - 2	0 - 1	0 - 1	0 - 3	12	3 25%	1 25%	2 33%	0 0%
	10				1 - 2	1 - 1	1 - 1		0 - 1	0 - 1	9	3 33%	0 0%	3 50%	0 0%
	11		0 - 1		1 - 4	2 - 3	1 - 2		2 - 0	1 - 0	17	7 41%	1 13%	5 71%	1 50%
	13	0 - 1			0 - 6		1 - 8			1 - 1	18	2 11%	1 9%	1 17%	0 0%
	14						1 - 0				1	1 100%	1 100%		
	23					0 - 1					1	0 0%	0 0%		
Tot			3	1	16	9	17	1	4	7	58	16 28%	4 15%	11 44%	1 17%
wins USA			2 67%	1 100%	12 75%	6 67%	13 76%	1 100%	2 50%	5 71%	42 72%				
Dz			1 100%			1 100%	2 100%		1 50%		5 83%				
Nz			1 50%		4 57%	2 50%	5 63%		0 0%	2 67%	14 56%				
Az				1 100%	8 89%	3 75%	6 86%	1 100%	1 100%	3 75%	23 85%				

LEGEND

Az Attacking zone **Dz** Defending zone **Nz** Neutral zone **Tot** Total face-offs played

Timing and Results provided by **TISSOT**



Game Roster

REVISED
4 FEB 20:39

CAN - KAZ

Referee(s)

HARBITZ-RASMUSSEN Elise (NOR)

Linesmen

DINANT Marine (BEL) , SAUER Caroline (GER)

Goalkeepers

Team: CAN

No	Name	GP	MIP	GA	SVS	SOG	SVS%	GAA
1	ROUSSEAU-SIROIS Elodie	0	00:00	0	0	0	0.00	0.00
30	KESTERIS Nicole	0	00:00	0	0	0	0.00	0.00

Team Roster

Team: CAN (white)

No	Pos	Name	GP	G	A	PTS	PIM	+/-
1	GK	ROUSSEAU-SIROIS Elodie	0	0	0	0	0	
2	F	POLCI Bree	0	0	0	0	0	0
6	F	FICKEL Jessica	0	0	0	0	0	0
7	F	NORMORE Alexa	0	0	0	0	0	0
8	F	HOUSTON Tess	0	0	0	0	0	0
10	D	CASORSO Sarah	0	0	0	0	0	0
11	D	GOSLING Katelyn	0	0	0	0	0	0
12	F	LITCHFIELD-MEDD Maggie	0	0	0	0	0	0
13	D	FLINTON Julia	0	0	0	0	0	0
14	D	FOURACRES Brittney +A	0	0	0	0	0	0
17	D	VISSER Keirstin	0	0	0	0	0	0
19	F	BROOKER Laura +C	0	0	0	0	0	0
20	F	LANCELEVE Breanna	0	0	0	0	0	0
21	F	McHAFFIE Morgan +A	0	0	0	0	0	0
22	F	BARKER Ariane	0	0	0	0	0	0
23	D	MANTHA Elizabeth	0	0	0	0	0	0
25	F	MACKNIGHT Jenny	0	0	0	0	0	0
27	F	ODDY Daley	0	0	0	0	0	0
29	F	KAMPJES Jessica	0	0	0	0	0	0
30	GK	KESTERIS Nicole	0	0	0	0	0	

Head Coach: REMPEL Jon

Team: KAZ

No	Name	GP	MIP	GA	SVS	SOG	SVS%	GAA
1	RAUSHANOVA Aizhan	0	00:00	0	0	0	0.00	0.00
20	MOZHAYEVA Tatyana	0	00:00	0	0	0	0.00	0.00

Team: KAZ (blue)

No	Pos	Name	GP	G	A	PTS	PIM	+/-
1	GK	RAUSHANOVA Aizhan	0	0	0	0	0	
2	D	MOLDABAY Dariya	0	0	0	0	0	0
3	F	TURSYNOVA Madina	0	0	0	0	0	0
4	F	ASHIMOVA Pernesh	0	0	0	0	0	0
6	D	KHAMIMULDINOVA Azhar	0	0	0	0	0	0
7	D	KUZNETSOVA Sofia	0	0	0	0	0	0
8	F	FUX Alena +A	0	0	0	0	0	0
9	F	FILIMONOVA Nadezhda	0	0	0	0	0	0
10	F	SHEGEBAYEVA Aray	0	0	0	0	0	0
11	F	TUKHTIYEVA Zarina +C	0	0	0	0	0	0
12	F	RYSPEK Meruyert	0	0	0	0	0	0
13	F	LIKHAUS Tatyana	0	0	0	0	0	0
14	F	KALIULLA Aiya	0	0	0	0	0	0
15	D	NURGALIYEVA Galiya +A	0	0	0	0	0	0
16	F	RAMAZANOVA Elvira	0	0	0	0	0	0
17	F	URPEKBAYEVA Saltanat	0	0	0	0	0	0
18	D	MYNGZHASSAROVA Lazzat	0	0	0	0	0	0
19	F	FELZINK Karina	0	0	0	0	0	0
20	GK	MOZHAYEVA Tatyana	0	0	0	0	0	
21	D	TULEUBAYEVA Assem	0	0	0	0	0	0
22	F	OLZHABAYEVA Aida	0	0	0	0	0	0
24	D	NURMUKHAMBETOVA Svetlana	0	0	0	0	0	0
29	F	SHANSHINA Kristina	0	0	0	0	0	0

Head Coach: MALTSEV Alexander

LEGEND

A Assists	D Defence	F Forward	G Goals
GA Goals against	GAA Goals against as average per 60 minutes	GK Goalkeeper	GP Games played
MIP Minutes and seconds played	No Jersey number	PIM Penalties in minutes	Pos Position
PTS Points	SOG Shots on goal	SVS Saves	SVS% Saves in percentage
+/- Plus/minus net	+A Assistant captain	+C Captain	

Corrected nationality of Linesman DINANT Marine from ESP to BEL

Timing and Results provided by **TISSOT**



Line-Ups

REVISED
4 FEB 20:40

CAN - KAZ

Referee(s)

HARBITZ-RASMUSSEN Elise (NOR)

Linesmen

DINANT Marine (BEL) , SAUER Caroline (GER)

Goalkeepers

Team: CAN

No	Name
30	KESTERIS Nicole
1	ROUSSEAU-SIROIS Elodie

Team Line-ups

Team: CAN (white)

No	Pos	Name
10	D	CASORSO Sarah
13	D	FLINTON Julia
6	F	FICKEL Jessica
19	F	BROOKER Laura +C
21	F	McHAFFIE Morgan +A
14	D	FOURACRES Brittney +A
17	D	VISSER Keirstin
8	F	HOUSTON Tess
22	F	BARKER Ariane
29	F	KAMPJES Jessica
11	D	GOSLING Katelyn
23	D	MANTHA Elizabeth
2	F	POLCI Bree
12	F	LITCHFIELD-MEDD Maggie
20	F	LANCELEVE Breanna
25	F	MACKNIGHT Jenny
27	F	ODDY Daley

Team: KAZ

No	Name
1	RAUSHANOVA Aizhan
20	MOZHAYEVA Tatyana

Team: KAZ (blue)

No	Pos	Name
2	D	MOLDABAY Dariya
6	D	KHAMIMULDINOVA Azhar
3	F	TURSYNOVA Madina
8	F	FUX Alena +A
11	F	TUKHTIYEVA Zarina +C
15	D	NURGALIYEVA Galiya +A
21	D	TULEUBAYEVA Assem
4	F	ASHIMOVA Pernesh
10	F	SHEGEBAYEVA Aray
12	F	RYSPEK Meruyert
7	D	KUZNETSOVA Sofia
13	F	LIKHAUS Tatyana
14	F	KALIULLA Aiya
17	F	URPEKBAYEVA Saltanat
19	F	FELZINK Karina
18	D	MYNGZHASSAROVA Lazzat
24	D	NURMUKHAMBETOVA Svetlana
9	F	FILIMONOVA Nadezhda
16	F	RAMAZANOVA Elvira
22	F	OLZHABAYEVA Aida

Head Coach: REMPEL Jon

Head Coach: MALTSEV Alexander

NOT DRESSED:

7 F NORMORE Alexa

NOT DRESSED:

29 F SHANSHINA Kristina

LEGEND

D	Defence	F	Forward	No	Jersey number	Pos	Position
+A	Assistant captain	+C	Captain				

Corrected nationality of Linesman DINANT Marine from ESP to BEL

Timing and Results provided by **TISSOT**



Graphical Line-Ups

REVISED
4 FEB 20:41

CAN - KAZ

Referee(s)

HARBITZ-RASMUSSEN Elise (NOR)

Linesmen

DINANT Marine (BEL) , SAUER Caroline (GER)

Team: CAN - Canada (white)

Head Coach: REMPEL Jon

S1 30 KESTERIS Nicole		
1 ROUSSEAU-SIROIS Elodie		
S2 10 CASORSO Sarah	S3 13 FLINTON Julia	
S5 19 BROOKER Laura +C	S6 21 McHAFFIE Morgan +A	S4 6 FICKEL Jessica
17 VISSER Keirstin		14 FOURACRES Brittney +A
29 KAMPJES Jessica	8 HOUSTON Tess	22 BARKER Ariane
11 GOSLING Katelyn		23 MANTHA Elizabeth
12 LITCHFIELD-MEDD Maggie	2 POLCI Bree	20 LANCELEVE Breanna
25 MACKNIGHT Jenny		27 ODDY Daley

Team: KAZ - Kazakhstan (blue)

Head Coach: MALTSEV Alexander

S1 1 RAUSHANOVA Aizhan		
20 MOZHAYEVA Tatyana		
S2 2 MOLDABAY Dariya	S3 6 KHAMIMULDINOVA Azhar	
S5 8 FUX Alena +A	S6 11 TUKHTIYEVA Zarina +C	S4 3 TURSINOVA Madina
15 NURGALIYEVA Galiya +A		21 TULEUBAYEVA Assem
4 ASHIMOVA Pernesh	10 SHEGEBAYEVA Aray	12 RYSPEK Meruyert
7 KUZNETSOVA Sofia		14 KALIULLA Aiya
13 LIKHAUS Tatyana	17 URPEKBAYEVA Saltanat	19 FELZINK Karina
24 NURMUKHAMBETOVA Svetlana		18 MYNGZHASSAROVA Lazzat
22 OLZHABAYEVA Aida	9 FILIMONOVA Nadezhda	16 RAMAZANOVA Elvira

LEGEND

Sn Starting position

+A Assistant captain

+C Captain

Corrected nationality of Linesman DINANT Marine from ESP to BEL

Timing and Results provided by **TISSOT**



Game Summary

CAN - KAZ 7 - 1 (3 - 0, 1 - 0, 3 - 1)

Spectators	Referee(s)	Linesmen
115	HARBITZ-RASMUSSEN Elise (NOR)	DINANT Marine (BEL) , SAUER Caroline (GER)

Team Statistics

Period	Score	SVS	SOG	PIM	TPP	PPG	SHG
1	3 : 0	4 : 16	19 : 4	2 : 0	00:00 : 01:15	0 : 0	0 : 0
2	1 : 0	4 : 16	17 : 4	2 : 4	04:00 : 02:45	0 : 0	0 : 0
3	3 : 1	1 : 16	19 : 2	2 : 2	00:07 : 01:12	1 : 0	0 : 0
Total	7 : 1	9 : 48	55 : 10	6 : 6	04:07 : 05:12	1 : 0	0 : 0

1st Period

Action	Time	ET/Res	Team	Type	No	Name	(G)	Name of Assistant(s) / Action Description
GK	00:00		CAN		30	KESTERIS N		- Goalkeeper in
GK	00:00		KAZ		1	RAUSHANOVA A		- Goalkeeper in
Goal	02:44	1 : 0	CAN	EQ	21	McHAFFIE M	(1)	27 ODDY D On Ice CAN 30 10 13 21 25 27 KAZ 1 8 10 12 15 21
Goal	07:54	2 : 0	CAN	EQ	2	POLCI B	(1)	11 GOSLING K On Ice CAN 30 2 6 11 20 23 KAZ 1 3 13 15 17 21
Goal	12:29	3 : 0	CAN	EQ	6	Fickel J	(1)	19 Brooker L On Ice CAN 30 6 10 13 19 21 10 CASORSO S KAZ 1 2 7 8 11 19
Penalty	18:45	20:45	CAN	2 min.	2	POLCI B		- Hooking

2nd Period

Action	Time	ET/Res	Team	Type	No	Name	(G)	Name of Assistant(s) / Action Description
Penalty	29:03	31:03	KAZ	2 min.	12	RYSPEK M		- Slashing
GK	30:16		CAN		1	ROUSSEAU-SIROIS E		- Goalkeeper in 30 KESTERIS N - Goalkeeper out
Penalty	34:18	36:18	CAN	2 min.		- Team penalty		- Too Many Men / Served by: 20 LANCELEVE B
Goal	37:00	4 : 0	CAN	EQ	22	Barker A	(1)	11 GOSLING K On Ice CAN 1 11 12 19 22 23 19 Brooker L KAZ 1 4 7 10 12 15
Penalty	37:38	39:38	KAZ	2 min.	6	KHAMIMULDINOVA A		- Illegal Hit

3rd Period

Action	Time	ET/Res	Team	Type	No	Name	(G)	Name of Assistant(s) / Action Description
Goal	40:50	4 : 1	KAZ	EQ	12	RYSPEK M	(1)	8 FUX A On Ice CAN 1 8 10 13 22 29 KAZ 1 7 8 11 12 15
Penalty	45:40	45:47	KAZ	2 min.	11	TUKHTIYEVA Z		- Holding an opponent
Goal	45:47	5 : 1	CAN	PP1	27	ODDY D	(1)	11 GOSLING K On Ice CAN 1 11 12 23 25 27 12 LITCHFIELD-MEDD M KAZ 1 2 6 10 12 *
Goal	49:33	6 : 1	CAN	EQ	20	LANCELEVE B	(1)	11 GOSLING K On Ice CAN 1 2 11 20 22 23 2 POLCI B KAZ 1 2 6 8 11 19
Goal	54:57	7 : 1	CAN	EQ	14	FOURACRES B	(1)	On Ice CAN 1 8 14 17 22 25 KAZ 1 2 6 8 10 12
Penalty	58:48	60:00	CAN	2 min.	21	McHAFFIE M		- Slashing
GK	60:00		CAN					1 ROUSSEAU-SIROIS E - Goalkeeper out
GK	60:00		KAZ					1 RAUSHANOVA A - Goalkeeper out

Goalkeeper Records

Team : CAN - Canada

No	Name	SOG	SVS	MIP
30	KESTERIS Nicole	8	8	30:16
1	ROUSSEAU-SIROIS Elodie	2	1	29:44

Team : KAZ - Kazakhstan

No	Name	SOG	SVS	MIP
1	RAUSHANOVA Aizhan	55	48	60:00
20	MOZHAYEVA Tatyana			

Game Statistics

Team : CAN (white)

Timing and Results provided by **TISSOT**



Preliminary round - Group B, Game 1

Head Coach : REMPEL Jon										Shots on Goal						
No	Pos	Name	G	A	P	PIM	FO+	FO-	FO+/-	FO%	1	2	3	OT	TS	+/-
6	F	FICKEL Jessica	1	0	1	0	0	0	0	0.00	2	0	1		3	+2
10	D	CASORSO Sarah	0	1	1	0	1	0	1	100.00	1	1	2		4	+1
13	D	FLINTON Julia	0	0	0	0	0	0	0	0.00	1	1	2		4	+1
19	F	BROOKER Laura +C	0	2	2	0	0	0	0	0.00	1	1	0		2	+2
21	F	McHAFFIE Morgan +A	1	0	1	2	11	2	9	84.62	1	1	2		4	+2
8	F	HOUSTON Tess	0	0	0	0	13	3	10	81.25	3	1	1		5	0
14	D	FOURACRES Brittney +A	1	0	1	0	0	0	0	0.00	2	1	1		4	+1
17	D	VISSER Keirstin	0	0	0	0	0	1	-1	0.00	1	0	2		3	+1
22	F	BARKER Ariane	1	0	1	0	0	0	0	0.00	0	3	1		4	+2
29	F	KAMPJES Jessica	0	0	0	0	0	0	0	0.00	0	0	3		3	-1
2	F	POLCI Bree	1	1	2	2	8	4	4	66.67	2	2	1		5	+2
11	D	GOSLING Katelyn	0	4	4	0	0	0	0	0.00	0	2	0		2	+3
12	F	LITCHFIELD-MEDD Maggie	0	1	1	0	6	5	1	54.55	3	1	0		4	+1
20	F	LANCELEVE Breanna	1	0	1	0	0	0	0	0.00	0	1	1		2	+2
23	D	MANTHA Elizabeth	0	0	0	0	0	0	0	0.00	1	0	0		1	+3
25	F	MACKNIGHT Jenny	0	0	0	0	1	0	1	100.00	0	1	1		2	+2
27	F	ODDY Daley	1	1	2	0	0	0	0	0.00	1	1	1		3	+1
1	GK	ROUSSEAU-SIROIS Elodie	0	0	0	0					0	0	0		0	
30	GK	KESTERIS Nicole	0	0	0	0					0	0	0		0	
Total			7	10	17	4	40	15	25	72.73	19	17	19		55	

Team : KAZ (blue)

Head Coach : MALTSEV Alexander										Shots on Goal						
No	Pos	Name	G	A	P	PIM	FO+	FO-	FO+/-	FO%	1	2	3	OT	TS	+/-
2	D	MOLDABAY Dariya	0	0	0	0	0	0	0	0.00	0	0	0		0	-3
3	F	TURSYNOVA Madina	0	0	0	0	3	2	1	60.00	0	1	0		1	-1
6	D	KHAMIMULDINOVA Azhar	0	0	0	2	0	0	0	0.00	0	0	0		0	-2
8	F	FUX Alena +A	0	1	1	0	1	0	1	100.00	1	1	1		3	-3
11	F	TUKHTIYEVA Zarina +C	0	0	0	2	7	21	-14	25.00	1	0	0		1	-1
4	F	ASHIMOVA Pernesh	0	0	0	0	0	0	0	0.00	1	1	0		2	-1
10	F	SHEGEBAYEVA Aray	0	0	0	0	3	12	-9	20.00	0	0	0		0	-3
12	F	RYSPEK Meruyert	1	0	1	2	0	0	0	0.00	0	1	1		2	-2
15	D	NURGALIYEVA Galiya +A	0	0	0	0	0	0	0	0.00	0	0	0		0	-2
21	D	TULEUBAYEVA Assem	0	0	0	0	0	1	-1	0.00	0	0	0		0	-2
7	D	KUZNETSOVA Sofia	0	0	0	0	0	0	0	0.00	0	0	0		0	-1
13	F	LIKHAUS Tatyana	0	0	0	0	0	0	0	0.00	0	0	0		0	-1
14	F	KALIULLA Aiya	0	0	0	0	0	0	0	0.00	0	0	0		0	0
17	F	URPEKBAYEVA Saltanat	0	0	0	0	1	4	-3	20.00	0	0	0		0	-1
19	F	FELZINK Karina	0	0	0	0	0	0	0	0.00	0	0	0		0	-2
9	F	FILIMONOVA Nadezhda	0	0	0	0	0	0	0	0.00	0	0	0		0	0
16	F	RAMAZANOVA Elvira	0	0	0	0	0	0	0	0.00	0	0	0		0	0
18	D	MYNGZHASSAROVA Lazzat	0	0	0	0	0	0	0	0.00	1	0	0		1	0
22	F	OLZHABAYEVA Aida	0	0	0	0	0	0	0	0.00	0	0	0		0	0
24	D	NURMUKHAMBETOVA Svetlana	0	0	0	0	0	0	0	0.00	0	0	0		0	0
1	GK	RAUSHANOVA Aizhan	0	0	0	0					0	0	0		0	
20	GK	MOZHAYEVA Tatyana	0	0	0	0					0	0	0		0	
Total			1	1	2	6	15	40	-25	27.27	4	4	2		10	

Group B

R	Team	GP	W	OTW	OTL	L	GDF	GF : GA	PTS
1	CAN	1	1	0	0	0	+6	7 : 1	3
2	KAZ	1	0	0	0	1	-6	1 : 7	0
-	RUS	0							

	CAN	KAZ	RUS
CAN	*****	7:1	SUN 08 FEB 20:30
KAZ	1:7	*****	FRI 06 FEB 20:30
RUS	SUN 08 FEB 20:30	FRI 06 FEB 20:30	*****



LEGEND			
(G)	Goals in tournament	*	does not count for Plus/minus
+C	Captain	A	Assists
ET/Res	Penalty end time/Result of game	F	Forward
FO+	Face-offs won	FO+/-	Face-offs net
GDF	Goal difference	GF	Goals for
L	Losses	MIP	Minutes in play (GK)
OTL	Overtime losses	OTW	Overtime wins
Pos	Position	PP1	Power play - 1 player
R	Rank	SHG	Shorthanded goals
TPP	Time on power play	TS	Total shots
		+/-	Plus/minus net
		D	Defence
		FO-	Face-offs lost
		G	Goals
		GK	Goalkeeper
		No	Jersey number
		P	Points
		PPG	Power play goals
		SOG	Shots on goal
		W	Wins
		+A	Assistant captain
		EQ	Equal strength
		FO%	Face-offs won as percentage
		GA	Goals against
		GP	Games played
		OT	Overtime
		PIM	Penalties in minutes
		PTS	Points
		SVS	Saves



Shot Chart

CAN - KAZ

Shots by CAN

Goals (o): 3 SSG (+): 16
SSP (-): 10 SPG (-): 6



GK 1 of KAZ

Shots by KAZ

Goals (o): 0 SSG (+): 4
SSP (-): 1 SPG (-): 2

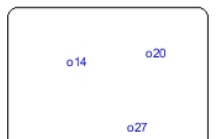


GK 1 of CAN

GK 30 of CAN

Shots by CAN

Goals (o): 3 SSG (+): 16
SSP (-): 10 SPG (-): 8



GK 1 of KAZ

Shots by KAZ

Goals (o): 0 SSG (+): 4
SSP (-): 2 SPG (-): 1



GK 30 of CAN

Shots by CAN

Goals (o): 1 SSG (+): 16
SSP (-): 9 SPG (-): 4



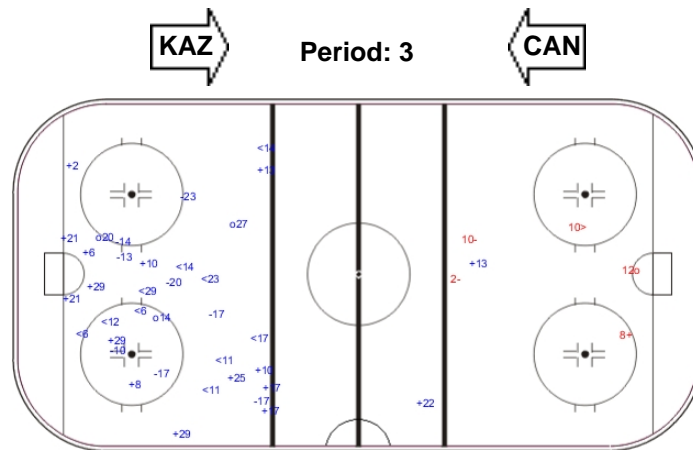
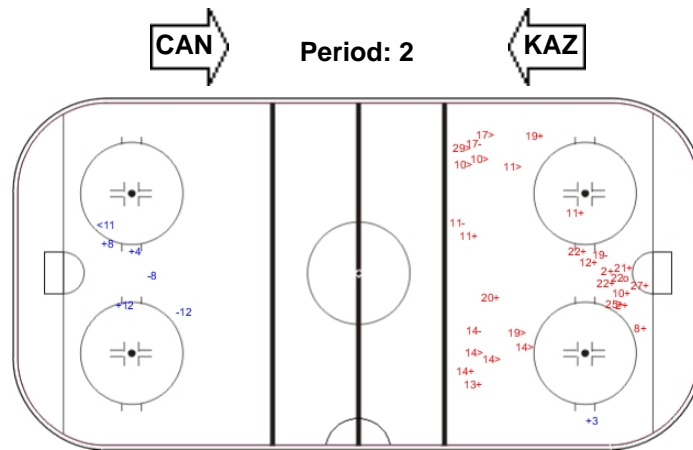
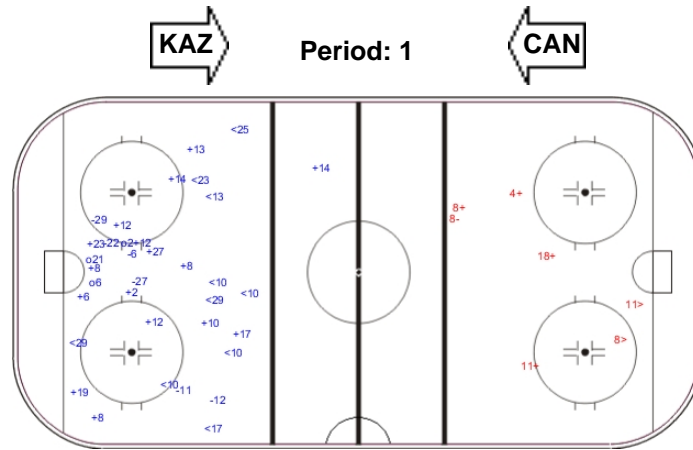
GK 1 of KAZ

Shots by KAZ

Goals (o): 1 SSG (+): 1
SSP (-): 1 SPG (-): 2



GK 1 of CAN



LEGEND

GK Goalkeeper **SPG** Shots past goal **SSG** Shots saved by goalkeeper **SSP** Shots saved by player

Timing and Results provided by **TISSOT**



Face-off Chart

CAN - KAZ

PERIOD 1

	CAN		KAZ		CAN		KAZ		Total wins all zones				
	Def. zone	Att. zone	Neutral zone		Att. zone	Def. zone							
	+ 2	- 11	- 21	+ 11	+ 2	- 10			<table border="1"> <thead> <tr> <th>CAN</th> <th>KAZ</th> </tr> </thead> <tbody> <tr> <td>10 / 56%</td> <td>8 / 44%</td> </tr> </tbody> </table>	CAN	KAZ	10 / 56%	8 / 44%
CAN	KAZ												
10 / 56%	8 / 44%												
	- 17	+ 8	+ 21	- 17	+ 2	- 10							
	+ 21	- 11	+ 21	- 17	+ 21	- 11							
	- 12	+ 10	- 12	+ 10	- 8	+ 11							
	- 21	+ 11	- 2	+ 17									
	- 8	+ 11	+ 8	- 11									
	+ 12	- 11	+ 10	- 21									
Total wins / period	3 / 43%	4 / 57%	4 / 57%	3 / 43%	3 / 75%	1 / 25%							

PERIOD 2

	CAN		KAZ		CAN		KAZ		Total wins all zones				
	Def. zone	Att. zone	Neutral zone		Att. zone	Def. zone							
	+ 2	- 11	- 12	+ 11	+ 21	- 10			<table border="1"> <thead> <tr> <th>CAN</th> <th>KAZ</th> </tr> </thead> <tbody> <tr> <td>14 / 70%</td> <td>6 / 30%</td> </tr> </tbody> </table>	CAN	KAZ	14 / 70%	6 / 30%
CAN	KAZ												
14 / 70%	6 / 30%												
	+ 8	- 11	+ 21	- 11	+ 8	- 10							
	+ 8	- 11	- 12	+ 3	+ 21	- 11							
	- 2	+ 3											
	- 12	+ 11											
	+ 8	- 11											
	+ 2	- 17											
	- 2	+ 11											
	- 8	+ 10											
	+ 2	- 11											
	+ 12	- 11											
	+ 21	- 11											
	+ 8	- 17											
	+ 8	- 10											
Total wins / period	10 / 71%	4 / 29%	1 / 33%	2 / 67%	3 / 100%	0 / 0%							

PERIOD 3

	CAN		KAZ		CAN		KAZ		Total wins all zones				
	Def. zone	Att. zone	Neutral zone		Att. zone	Def. zone							
	+ 21	- 11	+ 21	- 11	+ 8	- 10			<table border="1"> <thead> <tr> <th>CAN</th> <th>KAZ</th> </tr> </thead> <tbody> <tr> <td>16 / 94%</td> <td>1 / 6%</td> </tr> </tbody> </table>	CAN	KAZ	16 / 94%	1 / 6%
CAN	KAZ												
16 / 94%	1 / 6%												
	+ 8	- 11	+ 8	- 10									
	+ 8	- 3	+ 12	- 11									
	+ 25	- 10	- 2	+ 3									
	+ 21	- 11	+ 2	- 10									
	+ 12	- 3	+ 12	- 10									
	+ 8	- 11	+ 8	- 10									
	+ 12	- 11											
	+ 2	- 10											
Total wins / period	9 / 100%	0 / 0%	6 / 86%	1 / 14%	1 / 100%	0 / 0%							

TOTAL



Preliminary round - Group B, Game 1

	CAN		KAZ		CAN		KAZ		Total wins all zones	
	Def. zone	Att. zone	Neutral zone		Att. zone	Def. zone			CAN	KAZ
Total wins / game	22 / 73%	8 / 27%	11 / 65%	6 / 35%	7 / 88%	1 / 12%			40 / 73%	15 / 27%



HEAD TO HEAD

		KAZ						Tot	wins CAN	Dz	Nz	Az
No.		3	8	10	11	17	21					
CAN	2	0 - 2		4 - 0	3 - 1	1 - 1		12	8 67%	5 71%	1 33%	2 100%
	8	1 - 0		5 - 1	6 - 2	1 - 0		16	13 81%	8 80%	3 100%	2 67%
	10						1 - 0	1	1 100%		1 100%	
	12	1 - 1		1 - 2	4 - 2			11	6 55%	4 67%	2 40%	
	17		0 - 1					1	0 0%	0 0%		
	21			1 - 0	8 - 2	2 - 0		13	11 85%	4 80%	4 80%	3 100%
	25			1 - 0				1	1 100%	1 100%		
Tot		5	1	15	28	5	1	55	40 73%	22 73%	11 65%	7 88%
wins KAZ		3 60%	1 100%	3 20%	7 25%	1 20%	0 0%	15 27%				
Dz				0 0%	1 33%			1 12%				
Nz		2 100%		1 20%	2 33%	1 33%	0 0%	6 35%				
Az		1 33%	1 100%	2 40%	4 21%	0 0%		8 27%				

LEGEND

Az Attacking zone **Dz** Defending zone **Nz** Neutral zone **Tot** Total face-offs played

Timing and Results provided by **TISSOT**



Game Roster

RUS - KAZ

Referee(s)

FINDUROVA Zuzana (SVK)

Linesmen

McGURRY Danielle (CAN) , STEWART Brienne (USA)

Goalkeepers

Team: RUS

No	Name	GP	MIP	GA	SVS	SOG	SVS%	GAA
1	MOROZOVA Nadezda	0	00:00	0	0	0	0.00	0.00
20	LESKINA Yulia	0	00:00	0	0	0	0.00	0.00

Team Roster

Team: RUS (red)

No	Pos	Name	GP	G	A	PTS	PIM	+/-
1	GK	MOROZOVA Nadezda	0	0	0	0	0	
2	D	GONCHARENKO Angelina	0	0	0	0	0	0
3	D	VORONTCOVA Natalia	0	0	0	0	0	0
7	F	DYUPINA Evgenia	0	0	0	0	0	0
8	F	GAVRILOVA Iya	0	0	0	0	0	0
9	F	VAFINA Alexandra	0	0	0	0	0	0
10	F	BELYAKOVA Liudmila	0	0	0	0	0	0
12	D	PECHNIKOVA Mariia	0	0	0	0	0	0
13	D	ANANINA Ekaterina	0	0	0	0	0	0
14	F	BULATOVA Diana	0	0	0	0	0	0
15	F	PAVLOVA Valeriia	0	0	0	0	0	0
16	F	KIRILENKO Maria	0	0	0	0	0	0
17	F	LEBEDEVA Ekaterina	0	0	0	0	0	0
18	F	SOSINA Olga	0	0	0	0	0	0
19	F	SHOKHINA Anna	0	0	0	0	0	0
20	GK	LESKINA Yulia	0	0	0	0	0	
21	D	SHCHUKINA Ann	0	0	0	0	0	0
22	D	BATALOVA Mariia	0	0	0	0	0	0
25	F	SILINA Elena	0	0	0	0	0	0
26	F	DERGACHEVA Elena	0	0	0	0	0	0
27	F	MITROFANOVA Elina	0	0	0	0	0	0
29	D	NIKOLAEVA Ekaterina	0	0	0	0	0	0

Head Coach: ULYANKIN Alexander

Team: KAZ

No	Name	GP	MIP	GA	SVS	SOG	SVS%	GAA
1	RAUSHANOVA Aizhan	1	60:00	7	48	55	87.27	7.00
20	MOZHAYEVA Tatyana	1	00:00	0	0	0	0.00	0.00


Team: KAZ (white)

No	Pos	Name	GP	G	A	PTS	PIM	+/-
1	GK	RAUSHANOVA Aizhan	1	0	0	0	0	
2	D	MOLDABAY Dariya	1	0	0	0	0	-3
3	F	TURSYNOVA Madina	1	0	0	0	0	-1
4	F	ASHIMOVA Pernesh	1	0	0	0	0	-1
6	D	KHAMIMULDINOVA Azhar	1	0	0	0	2	-2
7	D	KUZNETSOVA Sofia	1	0	0	0	0	-1
8	F	FUX Alena +A	1	0	1	1	0	-3
9	F	FILIMONOVA Nadezhda	1	0	0	0	0	0
10	F	SHEGEBAYEVA Aray	1	0	0	0	0	-3
11	F	TUKHTIYEVA Zarina +C	1	0	0	0	2	-1
12	F	RYSPEK Meruyert	1	1	0	1	2	-2
13	F	LIKHAUS Tatyana	1	0	0	0	0	-1
14	F	KALIULLA Aiya	1	0	0	0	0	0
15	D	NURGALIYEVA Galiya +A	1	0	0	0	0	-2
16	F	RAMAZANOVA Elvira	1	0	0	0	0	0
17	F	URPEKBAYEVA Saltanat	1	0	0	0	0	-1
18	D	MYNGZHASSAROVA Lazzat	1	0	0	0	0	0
19	F	FELZINK Karina	1	0	0	0	0	-2
20	GK	MOZHAYEVA Tatyana	1	0	0	0	0	
21	D	TULEUBAYEVA Assem	1	0	0	0	0	-2
22	F	OLZHABAYEVA Aida	1	0	0	0	0	0
24	D	NURMUKHAMBETOVA Svetlana	1	0	0	0	0	0
29	F	SHANSHINA Kristina	0	0	0	0	0	0

Head Coach: MALTSEV Alexander

LEGEND

A Assists	D Defence	F Forward	G Goals
GA Goals against	GAA Goals against as average per 60 minutes	GK Goalkeeper	GP Games played
MIP Minutes and seconds played	No Jersey number	PIM Penalties in minutes	Pos Position
PTS Points	SOG Shots on goal	SVS Saves	SVS% Saves in percentage
+/- Plus/minus net	+A Assistant captain	+C Captain	

Timing and Results provided by  TISSOT



Line-Ups

RUS - KAZ

Referee(s)

FINDUROVA Zuzana (SVK)

Linesmen

McGURRY Danielle (CAN) , STEWART Brienne (USA)

Goalkeepers

Team: RUS

No	Name
----	------

20	LESKINA Yulia
1	MOROZOVA Nadezda

Team: KAZ

No	Name
----	------

1	RAUSHANOVA Aizhan
20	MOZHAYEVA Tatyana

Team Line-ups

Team: RUS (red)

No	Pos	Name
----	-----	------

2	D	GONCHARENKO Angelina +A
22	D	BATALOVA Mariia
18	F	SOSINA Olga +A
19	F	SHOKHINA Anna
26	F	DERGACHEVA Elena
21	D	SHCHUKINA Ann
29	D	NIKOLAEVA Ekaterina
8	F	GAVRILOVA Iya +C
10	F	BELYAKOVA Liudmila
17	F	LEBEDEVA Ekaterina
12	D	PECHNIKOVA Mariia
13	D	ANANINA Ekaterina
9	F	VAFINA Alexandra
14	F	BULATOVA Diana
15	F	PAVLOVA Valeriia
3	D	VORONTCOVA Natalia
7	F	DYUPINA Evgenia
16	F	KIRILENKO Maria
25	F	SILINA Elena
27	F	MITROFANOVA Elina

Head Coach: ULYANKIN Alexander

No	Pos	Name
----	-----	------

1	D	MOLDABAY Dariya
6	D	KHAMIMULDINOVA Azhar
3	F	TURSYNOVA Madina
8	F	FUX Alena +A
11	F	TUKHTIYEVA Zarina +C
15	D	NURGALIYEVA Galiya +A
21	D	TULEUBAYEVA Assem
4	F	ASHIMOVA Pernesh
10	F	SHEGEBAYEVA Aray
12	F	RYSPEK Meruyert
7	D	KUZNETSOVA Sofia
24	D	NURMUKHAMBETOVA Svetlana
13	F	LIKHAUS Tatyana
17	F	URPEKBAYEVA Saltanat
19	F	FELZINK Karina
18	D	MYNGZHASSAROVA Lazzat
9	F	FILIMONOVA Nadezhda
14	F	KALIULLA Aiya
16	F	RAMAZANOVA Elvira
22	F	OLZHABAYEVA Aida

Head Coach: MALTSEV Alexander

NOT DRESSED:

29 F SHANSHINA Kristina

LEGEND

D	Defence	F	Forward	No	Jersey number	Pos	Position
+A	Assistant captain	+C	Captain				



Graphical Line-Ups

RUS - KAZ

Referee(s)

FINDUROVA Zuzana (SVK)

Linesmen

McGURRY Danielle (CAN) , STEWART Brienne (USA)

Team: RUS - Russian Federation (red)

Head Coach: ULYANKIN Alexander

S1 20 LESKINA Yulia		
1 MOROZOVA Nadezda		
S2 2 GONCHARENKO Angelina +A	S3 22 BATALOVA Mariia	
S5 19 SHOKHINA Anna	S6 26 DERGACHEVA Elena	S4 18 SOSINA Olga +A
29 NIKOLAEVA Ekaterina		21 SHCHUKINA Ann
17 LEBEDEVA Ekaterina	10 BELYAKOVA Liudmila	8 GAVRILOVA Iya +C
13 ANANINA Ekaterina		12 PECHNIKOVA Mariia
9 VAFINA Alexandra	14 BULATOVA Diana	15 PAVLOVA Valeriia
3 VORONTCOVA Natalia		16 KIRILENKO Maria
27 MITROFANOVA Elina	25 SILINA Elena	7 DYUPINA Evgenia

Team: KAZ - Kazakhstan (white)

Head Coach: MALTSEV Alexander

S1 1 RAUSHANOVA Aizhan		
20 MOZHAYEVA Tatyana		
S2 2 MOLDBAY Dariya	S3 6 KHAMIMULDINOVA Azhar	
S4 3 TURSINOVA Madina	S6 11 TUKHTIYEVA Zarina +C	S5 8 FUX Alena +A
21 TULEUBAYEVA Assem		15 NURGALIYEVA Galiya +A
12 RYSPEK Meruyert	10 SHEGEBAYEVA Aray	4 ASHIMOVA Pernesh
7 KUZNETSOVA Sofia		24 NURMUKHAMBETOVA Svetlana
19 FELZINK Karina	17 URPEKBAYEVA Saltanat	13 LIKHAUS Tatyana
18 MYNGZHASSAROVA Lazzat		14 KALIULLA Aiya
22 OLZHABAYEVA Aida	9 FILIMONOVA Nadezhda	16 RAMAZANOVA Elvira

LEGEND

Sn Starting position

+A Assistant captain

+C Captain

Timing and Results provided by **TISSOT**



Game Summary

RUS - KAZ 12 - 1 (4 - 0, 2 - 1, 6 - 0)

Spectators	Referee(s)	Linesmen
250	FINDUROVA Zuzana (SVK)	McGURRY Danielle (CAN) , STEWART Brienne (USA)

Team Statistics

Period	Score	SVS	SOG	PIM	TPP	PPG	SHG
1	4 : 0	3 : 23	27 : 3	4 : 6	04:19 : 03:08	2 : 0	0 : 0
2	2 : 1	2 : 19	21 : 3	4 : 0	00:00 : 04:06	0 : 0	0 : 0
3	6 : 0	4 : 20	26 : 4	0 : 6	03:25 : 00:00	2 : 0	0 : 0
Total	12 : 1	9 : 62	74 : 10	8 : 12	07:44 : 07:14	4 : 0	0 : 0

1st Period

Action	Time	ET/Res	Team	Type	No	Name	(G)	Name of Assistant(s) / Action Description
GK	00:00		RUS		20	Leskina Y		- Goalkeeper in
GK	00:00		KAZ		1	RAUSHANOVA A		- Goalkeeper in
Penalty	03:54	05:54	KAZ	2 min.	2	MOLDABAY D		- Hooking
Penalty	06:38	08:25	KAZ	2 min.	11	TUKHTIYEVA Z		- Interference
Goal	08:25	1 : 0	RUS	PP1	18	Sosina O	(1)	8 GAVRILOVA I On Ice RUS 20 8 13 18 19 26 * KAZ 1 3 6 15 19
Goal	10:23	2 : 0	RUS	EQ	17	LEBEDEVA E	(1)	10 BELYAKOVA L On Ice RUS 20 8 10 17 21 29 8 GAVRILOVA I KAZ 1 3 7 8 11 15
Penalty	12:32	13:04	KAZ	2 min.	4	ASHIMOVA P		- Slashing
Goal	13:04	3 : 0	RUS	PP1	8	GAVRILOVA I	(1)	19 SHOKHINA A On Ice RUS 20 2 8 18 19 26 * 26 DERGACHEVA E KAZ 1 2 8 11 15
Goal	13:37	4 : 0	RUS	EQ	9	VAFINA A	(1)	15 PAVLOVA V On Ice RUS 20 9 12 13 14 15 KAZ 1 9 13 15 19 21
Penalty	16:52	18:52	RUS	2 min.	21	SHCHUKINA A		- Delaying the Game
Penalty	18:06	20:06	RUS	2 min.	26	DERGACHEVA E		- Tripping

2nd Period

Action	Time	ET/Res	Team	Type	No	Name	(G)	Name of Assistant(s) / Action Description
Penalty	22:36	24:36	RUS	2 min.	9	VAFINA A		- Cross-Checking
Goal	24:56	5 : 0	RUS	EQ	18	Sosina O	(2)	26 DERGACHEVA E On Ice RUS 20 2 18 19 22 26 KAZ 1 2 6 8 11 19
Goal	28:59	5 : 1	KAZ	EQ	11	TUKHTIYEVA Z	(1)	On Ice RUS 20 9 12 13 14 15 KAZ 1 2 6 8 11 19
Goal	33:49	6 : 1	RUS	EQ	26	DERGACHEVA E	(1)	18 Sosina O On Ice RUS 20 2 18 19 22 26 19 SHOKHINA A KAZ 1 3 12 13 15 21
Penalty	37:57	39:57	RUS	2 min.	27	MITROFANOVA E		- Hooking

3rd Period

Action	Time	ET/Res	Team	Type	No	Name	(G)	Name of Assistant(s) / Action Description
GK	40:00		RUS		1	MOROZOVA N		- Goalkeeper in
Goal	40:59	7 : 1	RUS	EQ	8	GAVRILOVA I	(2)	10 BELYAKOVA L On Ice RUS 1 8 10 17 21 29 KAZ 1 3 4 10 12 15
Penalty	43:17	43:47	KAZ	2 min.	6	KHAMIMULDINOVA A		- Roughing
Goal	43:47	8 : 1	RUS	PP1	18	Sosina O	(3)	26 DERGACHEVA E On Ice RUS 1 2 8 18 19 26 * KAZ 1 2 8 11 15
Goal	43:53	9 : 1	RUS	EQ	8	GAVRILOVA I	(3)	17 LEBEDEVA E On Ice RUS 1 8 10 17 21 29 KAZ 1 4 10 12 15 21
Penalty	49:41	51:41	KAZ	2 min.	6	KHAMIMULDINOVA A		- Tripping
Goal	53:21	10 : 1	RUS	EQ	19	SHOKHINA A	(1)	18 Sosina O On Ice RUS 1 2 18 19 22 26 3 VORONTCOVA N KAZ 1 8 11 15 19 21
Goal	56:32	11 : 1	RUS	EQ	9	VAFINA A	(2)	14 BULATOVA D On Ice RUS 1 9 12 13 14 15 KAZ 1 11 15 19 21 22
Penalty	57:06	58:01	KAZ	2 min.	6	KHAMIMULDINOVA A		- Tripping
Goal	58:01	12 : 1	RUS	PP1	10	BELYAKOVA L	(1)	17 LEBEDEVA E On Ice RUS 1 8 10 17 21 29 * 8 GAVRILOVA I KAZ 1 3 8 11 15



Action	Time	ET/Res	Team	Type	No	Name	(G)	Name of Assistant(s) / Action Description
GK	60:00		RUS					1 MOROZOVA N - Goalkeeper out
GK	60:00		KAZ					1 RAUSHANOVA A - Goalkeeper out

Goalkeeper Records

Team : RUS - Russian Federation

Team : KAZ - Kazakhstan

No	Name	SOG	SVS	MIP	No	Name	SOG	SVS	MIP
20	LESKINA Yulia	6	5	40:00	1	RAUSHANOVA Aizhan	74	62	60:00
1	MOROZOVA Nadezda	4	4	20:00	20	MOZHAYEVA Tatyana			

Game Statistics

Team : RUS (red)

Head Coach : ULYANKIN Alexander

No	Pos	Name	G	A	P	PIM	FO+	FO-	FO+/-	FO%	Shots on Goal					TS	+/-
											1	2	3	OT	TS		
2	D	GONCHARENKO Angelina +A	0	0	0	0	0	0	0	0.00	2	0	1		3	+3	
18	F	SOSINA Olga +A	3	2	5	0	0	0	0	0.00	2	1	1		4	+3	
19	F	SHOKHINA Anna	1	2	3	0	0	0	0	0.00	2	4	3		9	+3	
22	D	BATALOVA Mariia	0	0	0	0	0	0	0	0.00	3	1	1		5	+3	
26	F	DERGACHEVA Elena	1	3	4	2	16	6	10	72.73	2	3	0		5	+3	
8	F	GAVRILOVA Iya +C	3	3	6	0	0	1	-1	0.00	4	2	6		12	+3	
10	F	BELYAKOVA Liudmila	1	2	3	0	13	6	7	68.42	3	0	3		6	+3	
17	F	LEBEDEVA Ekaterina	1	2	3	0	2	0	2	100.00	1	1	1		3	+3	
21	D	SHCHUKINA Ann	0	0	0	2	0	0	0	0.00	0	3	1		4	+3	
29	D	NIKOLAEVA Ekaterina	0	0	0	0	0	0	0	0.00	2	0	1		3	+3	
9	F	VAFINA Alexandra	2	0	2	2	0	1	-1	0.00	1	0	1		2	+1	
12	D	PECHNIKOV Mariia	0	0	0	0	0	0	0	0.00	0	2	2		4	+1	
13	D	ANANINA Ekaterina	0	0	0	0	0	0	0	0.00	1	0	0		1	+1	
14	F	BULATOVA Diana	0	1	1	0	13	6	7	68.42	1	0	0		1	+1	
15	F	PAVLOVA Valeriia	0	1	1	0	0	1	-1	0.00	2	3	1		6	+1	
3	D	VORONTCOVA Natalia	0	1	1	0	0	0	0	0.00	0	0	0		0	0	
7	F	DYUPINA Evgenia	0	0	0	0	0	0	0	0.00	0	0	0		0	0	
16	F	KIRILENKO Maria	0	0	0	0	0	1	-1	0.00	0	1	3		4	0	
25	F	SILINA Elena	0	0	0	0	2	1	1	66.67	0	0	1		1	0	
27	F	MITROFANOVA Elina	0	0	0	2	0	0	0	0.00	1	0	0		1	0	
1	GK	MOROZOVA Nadezda	0	0	0	0					0	0	0		0		
20	GK	LESKINA Yulia	0	0	0	0					0	0	0		0		
Total			12	17	29	8	46	23	23	66.67	27	21	26		74		

Team : KAZ (white)

Head Coach : MALTSEV Alexander

No	Pos	Name	G	A	P	PIM	FO+	FO-	FO+/-	FO%	Shots on Goal					TS	+/-
											1	2	3	OT	TS		
2	D	MOLDABAY Dariya	0	0	0	2	0	0	0	0.00	0	0	0		0	0	
3	F	TURSYNOVA Madina	0	0	0	0	2	4	-2	33.33	1	0	0		1	-3	
6	D	KHAMIMULDINOVA Azhar	0	0	0	6	0	0	0	0.00	0	1	0		1	0	
8	F	FUX Alena +A	0	0	0	0	0	2	-2	0.00	1	0	1		2	-2	
11	F	TUKHTIYEVA Zarina +C	1	0	1	2	10	21	-11	32.26	1	1	1		3	-3	
4	F	ASHIMOVA Pernesh	0	0	0	2	0	0	0	0.00	0	0	0		0	-2	
10	F	SHEGEBAYEVA Aray	0	0	0	0	10	10	0	50.00	0	0	0		0	-2	
12	F	RYSPEK Meruyert	0	0	0	0	1	3	-2	25.00	0	0	0		0	-3	
15	D	NURGALIYEVA Galiya +A	0	0	0	0	0	0	0	0.00	0	0	0		0	-7	
21	D	TULEUBAYEVA Assem	0	0	0	0	0	0	0	0.00	0	0	0		0	-5	
7	D	KUZNETSOVA Sofia	0	0	0	0	0	0	0	0.00	0	0	0		0	-1	
13	F	LIKHAUS Tatyana	0	0	0	0	0	3	-3	0.00	0	1	0		1	-2	
17	F	URPEKBAYEVA Saltanat	0	0	0	0	0	0	0	0.00	0	0	0		0	0	
19	F	FELZINK Karina	0	0	0	0	0	3	-3	0.00	0	0	2		2	-3	
24	D	NURMUKHAMBETOVA Svetlana	0	0	0	0	0	0	0	0.00	0	0	0		0	0	
9	F	FILIMONOVA Nadezhda	0	0	0	0	0	0	0	0.00	0	0	0		0	-1	
14	F	KALIULLA Aiya	0	0	0	0	0	0	0	0.00	0	0	0		0	0	

Timing and Results provided by TISSOT



Head Coach : MALTSEV Alexander

No	Pos	Name	G	A	P	PIM	FO+	FO-	FO+/-	FO%	Shots on Goal					+/-
											1	2	3	OT	TS	
16	F	RAMAZANOVA Elvira	0	0	0	0	0	0	0	0.00	0	0	0		0	0
18	D	MYNGZHASSAROVA Lazzat	0	0	0	0	0	0	0	0.00	0	0	0		0	0
22	F	OLZHABAYEVA Aida	0	0	0	0	0	0	0	0.00	0	0	0		0	-1
1	GK	RAUSHANOVA Aizhan	0	0	0	0					0	0	0		0	
20	GK	MOZHAYEVA Tatyana	0	0	0	0					0	0	0		0	
Total			1	0	1	12	23	46	-23	33.33	3	3	4		10	


Group B

R	Team	GP	W	OTW	OTL	L	GDF	GF : GA	PTS
1	RUS	1	1	0	0	0	+11	12 : 1	3
2	CAN	1	1	0	0	0	+6	7 : 1	3
3	KAZ	2	0	0	0	2	-17	2 : 19	0

	CAN	KAZ	RUS
CAN	*****	7:1	SUN 08 FEB 20:30
KAZ	1:7	*****	1:12
RUS	SUN 08 FEB 20:30	12:1	*****

LEGEND

(G) Goals in tournament	* does not count for Plus/minus	+/- Plus/minus net	+A Assistant captain
+C Captain	A Assists	D Defence	EQ Equal strength
ET/Res Penalty end time/Result of game	F Forward	FO- Face-offs lost	FO% Face-offs won as percentage
FO+ Face-offs won	FO+/- Face-offs net	G Goals	GA Goals against
GDF Goal difference	GF Goals for	GK Goalkeeper	GP Games played
L Losses	MIP Minutes in play (GK)	No Jersey number	OT Overtime
OTL Overtime losses	OTW Overtime wins	P Points	PIM Penalties in minutes
Pos Position	PP1 Power play - 1 player	PPG Power play goals	PTS Points
R Rank	SHG Shorthanded goals	SOG Shots on goal	SVS Saves
TTP Time on power play	TS Total shots	W Wins	

Timing and Results provided by  TISSOT



Shot Chart

RUS - KAZ

Shots by RUS


Goals (o): 4 SSG (+): 23
SSP (-): 7 SPG (-): 7



GK 1 of KAZ

Shots by KAZ

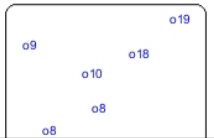
Goals (o): 1 SSG (+): 2
SSP (-): 2 SPG (-): 2



GK 20 of RUS

Shots by RUS

Goals (o): 6 SSG (+): 20
SSP (-): 9 SPG (-): 6



GK 1 of KAZ

Shots by KAZ

Goals (o): 0 SSG (+): 3
SSP (-): 3 SPG (-): 2



GK 20 of RUS

Shots by RUS

Goals (o): 2 SSG (+): 19
SSP (-): 3 SPG (-): 14



GK 1 of KAZ

Shots by KAZ

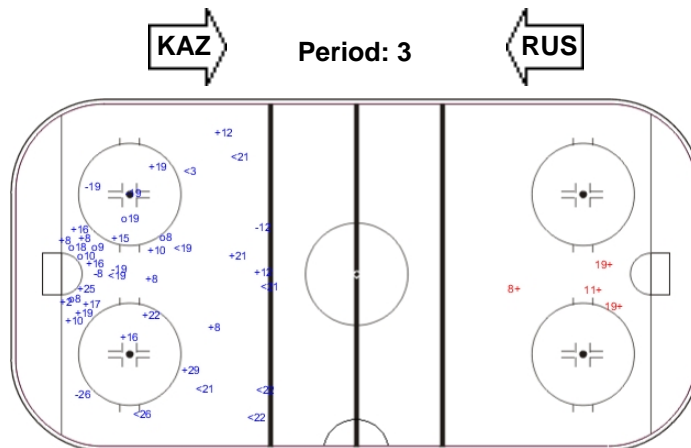
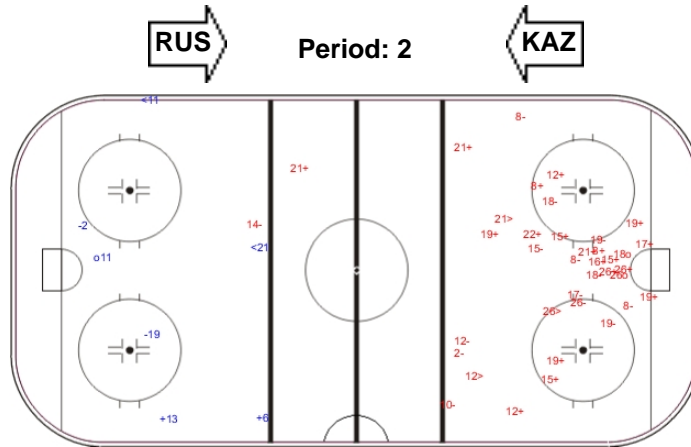
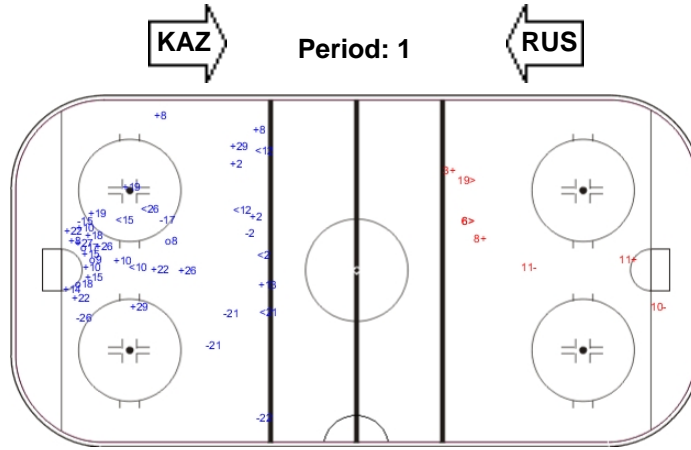
Goals (o): 0 SSG (+): 4
SSP (-): 0 SPG (-): 0



GK 1 of RUS



GK 20 of RUS



LEGEND

GK Goalkeeper **SPG** Shots past goal **SSG** Shots saved by goalkeeper **SSP** Shots saved by player

Timing and Results provided by **TISSOT**



Face-off Chart

RUS - KAZ

PERIOD 1

	RUS		KAZ		RUS		KAZ		RUS		KAZ	
	Def. zone	Att. zone	Neutral zone	Neutral zone	Att. zone	Def. zone	Def. zone	Att. zone	Att. zone	Def. zone	Def. zone	Att. zone
	- 10	+ 10	- 26	+ 11	+ 14	- 11						
	- 26	+ 3	+ 14	- 11	+ 26	- 10						
	+ 10	- 10	+ 26	- 10	+ 10	- 11						
	+ 17	- 10	+ 26	- 10	+ 26	- 12						
	- 9	+ 10	- 14	+ 10	+ 10	- 11						
			+ 26	- 13	+ 14	- 19						
			- 14	+ 10	+ 26	- 11						
			- 10	+ 11	+ 10	- 19						
					+ 26	- 12						
					+ 10	- 13						
					+ 26	- 11						
					+ 14	- 13						
					- 14	+ 11						
Total wins / period	2 / 40%	3 / 60%	4 / 50%	4 / 50%	12 / 92%	1 / 8%	Total wins all zones					
							RUS	KAZ	18 / 69%	8 / 31%		

PERIOD 2

	RUS		KAZ		RUS		KAZ		RUS		KAZ	
	Def. zone	Att. zone	Neutral zone	Neutral zone	Att. zone	Def. zone	Def. zone	Att. zone	Att. zone	Def. zone	Def. zone	Att. zone
	+ 14	- 11	- 8	+ 11	- 26	+ 10						
	+ 14	- 11	- 26	+ 3	+ 14	- 3						
	- 26	+ 10	+ 26	- 10	+ 10	- 10						
			+ 10	- 3	- 10	+ 11						
			+ 26	- 11	+ 14	- 11						
					+ 14	- 10						
					+ 10	- 11						
					- 14	+ 10						
					- 10	+ 11						
					- 25	+ 11						
					+ 17	- 11						
					- 15	+ 12						
Total wins / period	2 / 67%	1 / 33%	3 / 60%	2 / 40%	6 / 50%	6 / 50%	Total wins all zones					
							RUS	KAZ	11 / 55%	9 / 45%		

PERIOD 3

	RUS		KAZ		RUS		KAZ		RUS		KAZ	
	Def. zone	Att. zone	Neutral zone	Neutral zone	Att. zone	Def. zone	Def. zone	Att. zone	Att. zone	Def. zone	Def. zone	Att. zone
	- 14	+ 11	+ 26	- 11	+ 10	- 10						
			- 10	+ 11	+ 26	- 11						
			+ 26	- 8	+ 26	- 11						
			- 10	+ 10	+ 25	- 3						
			+ 10	- 11	+ 26	- 11						
			+ 10	- 19	+ 14	- 3						
			- 26	+ 11	+ 26	- 11						
			+ 25	- 10	+ 10	- 12						
			- 14	+ 10	+ 14	- 11						
			+ 14	- 11	+ 14	- 8						
Total wins / period							Total wins all zones					
							RUS	KAZ	17 / 74%	6 / 26%		



			+ 10	- 11
			- 16	+ 10
0 / 0%	1 / 100%	6 / 60%	4 / 40%	11 / 92%
			1 / 8%	

TOTAL

Total wins / game	RUS		KAZ		RUS		KAZ		Total wins all zones	
	Def. zone	Att. zone	Neutral zone	Neutral zone	Att. zone	Def. zone	Def. zone	Def. zone	RUS	KAZ
	4 / 44%	5 / 56%	13 / 57%	10 / 43%	29 / 78%	8 / 22%	46 / 67%	23 / 33%		




HEAD TO HEAD

		KAZ										
No.	3	8	10	11	12	13	19	Tot	wins RUS	Dz	Nz	Az
RUS	8			0 - 1				1	0 0%		0 0%	
	9			0 - 1				1	0 0%	0 0%		
	10	1 - 0		3 - 2	5 - 4	1 - 0	1 - 0	19	13 68%	1 50%	3 50%	9 82%
	14	2 - 0	1 - 0	1 - 4	7 - 2		1 - 0	19	13 68%	2 67%	2 40%	9 82%
	15					0 - 1		1	0 0%			0 0%
	16			0 - 1				1	0 0%			0 0%
	17			1 - 0	1 - 0			2	2 100%	1 100%		1 100%
	25	1 - 0		1 - 0	0 - 1			3	2 67%		1 100%	1 50%
	26	0 - 2	1 - 0	4 - 2	8 - 2	2 - 0	1 - 0	22	16 73%	0 0%	7 70%	9 90%
Tot	6	2	20	31	4	3	3	69	46 67%	4 44%	13 57%	29 78%
wins KAZ	2 33%	0 0%	10 50%	10 32%	1 25%	0 0%	0 0%	23 33%				
Dz	0 0%	0 0%	3 43%	4 22%	1 25%	0 0%	0 0%	8 22%				
Nz	1 50%	0 0%	4 50%	5 50%		0 0%	0 0%	10 43%				
Az	1 100%		3 60%	1 33%				5 56%				

LEGEND

Az Attacking zone **Dz** Defending zone **Nz** Neutral zone **Tot** Total face-offs played

Timing and Results provided by  TISSOT



Game Roster

CAN - RUS

Referee(s)

KETONEN Kaisa (FIN)

Goalkeepers

Team: CAN

No	Name	GP	MIP	GA	SVS	SOG	SVS%	GAA
1	ROUSSEAU-SIROIS Elodie	1	29:44	1	1	2	50.00	2.02
30	KESTERIS Nicole	1	30:16	0	8	8	100.00	0.00

Team Roster

Team: CAN (red)

No	Pos	Name	GP	G	A	PTS	PIM	+/-
1	GK	ROUSSEAU-SIROIS Elodie	1	0	0	0	0	
2	F	POLCI Bree	1	1	1	2	2	+2
6	F	FICKEL Jessica	1	1	0	1	0	+2
7	F	NORMORE Alexa	0	0	0	0	0	0
8	F	HOUSTON Tess	1	0	0	0	0	0
10	D	CASORSO Sarah	1	0	1	1	0	+1
11	D	GOSLING Katelyn	1	0	4	4	0	+3
12	F	LITCHFIELD-MEDD Maggie	1	0	1	1	0	+1
13	D	FLINTON Julia	1	0	0	0	0	+1
14	D	FOURACRES Brittney +A	1	1	0	1	0	+1
17	D	VISSER Keirstin	1	0	0	0	0	+1
19	F	BROOKER Laura +C	1	0	2	2	0	+2
20	F	LANCELEVE Breanna	1	1	0	1	0	+2
21	F	McHAFFIE Morgan +A	1	1	0	1	2	+2
22	F	BARKER Ariane	1	1	0	1	0	+2
23	D	MANTHA Elizabeth	1	0	0	0	0	+3
25	F	MACKNIGHT Jenny	1	0	0	0	0	+2
27	F	ODDY Daley	1	1	1	2	0	+1
29	F	KAMPJES Jessica	1	0	0	0	0	-1
30	GK	KESTERIS Nicole	1	0	0	0	0	

Head Coach: REMPEL Jon

Linesmen

ANDERSSON Liv (SWE) , STEWART Brienne (USA)

Team: RUS

No	Name	GP	MIP	GA	SVS	SOG	SVS%	GAA
1	MOROZOVA Nadezda	1	20:00	0	4	4	100.00	0.00
20	LESKINA Yulia	1	40:00	1	5	6	83.33	1.50

Team: RUS (white)

No	Pos	Name	GP	G	A	PTS	PIM	+/-
1	GK	MOROZOVA Nadezda	1	0	0	0	0	
2	D	GONCHARENKO Angelina +A	1	0	0	0	0	+3
3	D	VORONTCOVA Natalia	1	0	1	1	0	0
7	F	DYUPINA Evgenia	1	0	0	0	0	0
8	F	GAVRILOVA Iya +C	1	3	3	6	0	+3
9	F	VAFINA Alexandra	1	2	0	2	2	+1
10	F	BELYAKOVA Liudmila	1	1	2	3	0	+3
12	D	PECHNIKOVA Mariia	1	0	0	0	0	+1
13	D	ANANINA Ekaterina	1	0	0	0	0	+1
14	F	BULATOVA Diana	1	0	1	1	0	+1
15	F	PAVLOVA Valeriia	1	0	1	1	0	+1
16	F	KIRILENKO Maria	1	0	0	0	0	0
17	F	LEBEDEVA Ekaterina	1	1	2	3	0	+3
18	F	SOSINA Olga +A	1	3	2	5	0	+3
19	F	SHOKHINA Anna	1	1	2	3	0	+3
20	GK	LESKINA Yulia	1	0	0	0	0	
21	D	SHCHUKINA Ann	1	0	0	0	2	+3
22	D	BATALOVA Mariia	1	0	0	0	0	+3
25	F	SILINA Elena	1	0	0	0	0	0
26	F	DERGACHEVA Elena	1	1	3	4	2	+3
27	F	MITROFANOVA Elina	1	0	0	0	2	0
29	D	NIKOLAEVA Ekaterina	1	0	0	0	0	+3

Head Coach: ULYANKIN Alexander

LEGEND

A Assists	D Defence	F Forward	G Goals
GA Goals against	GAA Goals against as average per 60 minutes	GK Goalkeeper	GP Games played
MIP Minutes and seconds played	No Jersey number	PIM Penalties in minutes	Pos Position
PTS Points	SOG Shots on goal	SVS Saves	SVS% Saves in percentage
+/- Plus/minus net	+A Assistant captain	+C Captain	

Timing and Results provided by **TISSOT**



Line-Ups

CAN - RUS

Referee(s)

KETONEN Kaisa (FIN)

Linesmen

ANDERSSON Liv (SWE) , STEWART Brienne (USA)

Goalkeepers

Team: CAN

No Name

1 ROUSSEAU-SIROIS Elodie
30 KESTERIS Nicole

Team Line-ups

Team: CAN (red)

No Pos Name

14	D	FOURACRES Brittney +A
17	D	VISSER Keirstin
6	F	FICKEL Jessica
19	F	BROOKER Laura +C
21	F	McHAFFIE Morgan +A
10	D	CASORSO Sarah
13	D	FLINTON Julia
2	F	POLCI Bree
12	F	LITCHFIELD-MEDD Maggie
20	F	LANCELEVE Breanna
11	D	GOSLING Katelyn
23	D	MANTHA Elizabeth
7	F	NORMORE Alexa
27	F	ODDY Daley
29	F	KAMPJES Jessica
8	F	HOUSTON Tess
22	F	BARKER Ariane
25	F	MACKNIGHT Jenny

Head Coach: REMPEL Jon

Team: RUS

No Name

20 LESKINA Yulia
1 MOROZOVA Nadezda

Team: RUS (white)

No Pos Name

2	D	GONCHARENKO Angelina +A
22	D	BATALOVA Mariia
18	F	SOSINA Olga +A
19	F	SHOKHINA Anna
26	F	DERGACHEVA Elena
21	D	SHCHUKINA Ann
29	D	NIKOLAEVA Ekaterina
8	F	GAVRILOVA Iya +C
10	F	BELYAKOVA Liudmila
17	F	LEBEDEVA Ekaterina
12	D	PECHNIKOVA Mariia
13	D	ANANINA Ekaterina
9	F	VAFINA Alexandra
14	F	BULATOVA Diana
15	F	PAVLOVA Valeriia
3	D	VORONTKOVA Natalia
7	F	DYUPINA Evgenia
16	F	KIRILENKO Maria
25	F	SILINA Elena
27	F	MITROFANOVA Eliina

Head Coach: ULYANKIN Alexander

LEGEND

D	Defence	F	Forward	No	Jersey number	Pos	Position
+A	Assistant captain	+C	Captain				

Timing and Results provided by **TISSOT**



Graphical Line-Ups

CAN - RUS

Referee(s)

KETONEN Kaisa (FIN)

Linesmen

ANDERSSON Liv (SWE) , STEWART Brienne (USA)

Team: CAN - Canada (red)

Head Coach: REMPEL Jon

S1 1 ROUSSEAU-SIROIS Elodie		
30 KESTERIS Nicole		
S3 17 VISSER Keirstin	S2 14 FOURACRES Brittney +A	
S5 19 BROOKER Laura +C	S6 21 McHAFFIE Morgan +A	S4 6 FICKEL Jessica
10 CASORSO Sarah		13 FLINTON Julia
12 LITCHFIELD-MEDD Maggie	2 POLCI Bree	20 LANCELEVE Breanna
11 GOSLING Katelyn		23 MANTHA Elizabeth
29 KAMPJES Jessica	7 NORMORE Alexa	27 ODDY Daley
25 MACKNIGHT Jenny		8 HOUSTON Tess
		22 BARKER Ariane

Team: RUS - Russian Federation (white)

Head Coach: ULYANKIN Alexander

S1 20 LESKINA Yulia		
1 MOROZOVA Nadezda		
S3 22 BATALOVA Mariia	S2 2 GONCHARENKO Angelina +A	
S4 18 SOSINA Olga +A	S6 26 DERGACHEVA Elena	S5 19 SHOKHINA Anna
29 NIKOLAEVA Ekaterina		21 SHCHUKINA Ann
17 LEBEDEVA Ekaterina	10 BELYAKOVA Liudmila	8 GAVRILOVA Iya +C
13 ANANINA Ekaterina		12 PECHNIKOVA Mariia
9 VAFINA Alexandra	14 BULATOVA Diana	15 PAVLOVA Valeriia
3 VORONTCOVA Natalia		16 KIRILENKO Maria
7 DYUPINA Evgenia	25 SILINA Elena	27 MITROFANOVA Elina

LEGEND

Sn Starting position

+A Assistant captain

+C Captain

Timing and Results provided by **TISSOT**



Game Summary

CAN - RUS 1 - 3 (0 - 1 , 0 - 1 , 1 - 1)

Spectators	Referee(s)	Linesmen
350	KETONEN Kaisa (FIN)	ANDERSSON Liv (SWE) , STEWART Brienne (USA)

Team Statistics

Period	Score	SVS	SOG	PIM	TPP	PPG	SHG
1	0 : 1	12 : 12	12 : 13	6 : 10	08:00 : 02:55	0 : 1	0 : 0
2	0 : 1	7 : 7	7 : 8	0 : 4	04:00 : 00:00	0 : 0	0 : 0
3	1 : 1	8 : 11	12 : 9	2 : 4	03:03 : 02:00	1 : 0	0 : 0
Total	1 : 3	27 : 30	31 : 30	8 : 18	15:03 : 04:55	1 : 1	0 : 0

1st Period

Action	Time	ET/Res	Team	Type	No	Name	(G)	Name of Assistant(s) / Action Description
GK	00:00		CAN		1	ROUSSEAU-SIROIS E		- Goalkeeper in
GK	00:00		RUS		20	Leskina Y		- Goalkeeper in
Penalty	00:58	02:58	RUS	2 min.	10	BELYAKOVA L		- Tripping
Penalty	05:07	07:07	CAN	2 min.	10	CASORSO S		- High Sticking
Penalty	07:23	08:18	CAN	2 min.	29	KAMPJES J		- Roughing
Goal	08:18	0 : 1	RUS	PP1	8	GAVRILOVA I	(4)	18 Sosina O 19 SHOKHINA A On Ice CAN 1 12 14 17 21 RUS 20 8 18 19 21 26 *
Penalty	09:10	11:10	RUS	2 min.	13	ANANINA E		- Illegal Hit
Penalty	13:50	15:50	RUS	2 min.	8	GAVRILOVA I		- Holding an opponent
Penalty	16:00	18:00	RUS	2 min.	14	BULATOVA D		- Illegal Hit
Penalty	16:00	18:00	CAN	2 min.	12	LITCHFIELD-MEDD M		- Illegal Hit
Penalty	17:58	19:58	RUS	2 min.	12	PECHNIKOVA M		- Hooking

2nd Period

Action	Time	ET/Res	Team	Type	No	Name	(G)	Name of Assistant(s) / Action Description
Goal	23:46	0 : 2	RUS	EQ	19	SHOKHINA A	(2)	26 DERGACHEVA E 18 Sosina O On Ice CAN 1 6 14 17 19 20 RUS 20 18 19 22 26 29
Penalty	32:09	34:09	RUS	2 min.	21	SHCHUKINA A		- Slashing
Penalty	34:52	36:52	RUS	2 min.	21	SHCHUKINA A		- Cross-Checking

3rd Period

Action	Time	ET/Res	Team	Type	No	Name	(G)	Name of Assistant(s) / Action Description
Penalty	44:30	46:30	CAN	2 min.	21	McHAFFIE M		- Hooking
Penalty	50:56	51:59	RUS	2 min.	18	Sosina O		- Slashing
Goal	51:59	1 : 2	CAN	PP1	20	LANCELEVE B	(2)	7 NORMORE A On Ice CAN 1 7 11 13 20 29 RUS 20 8 17 22 29 *
Penalty	55:37	57:37	RUS	2 min.	10	BELYAKOVA L		- Cross-Checking
GK	58:20		CAN					1 ROUSSEAU-SIROIS E - Goalkeeper out
Time-out	59:15		CAN					
Goal	59:29	1 : 3	RUS	EQ ENG	26	DERGACHEVA E	(2)	19 SHOKHINA A On Ice CAN 7 11 13 20 22 29 RUS 20 2 18 19 22 26
GK	59:29		CAN		1	ROUSSEAU-SIROIS E		- Goalkeeper in
GK	60:00		CAN					1 ROUSSEAU-SIROIS E - Goalkeeper out
GK	60:00		RUS					20 Leskina Y - Goalkeeper out

Goalkeeper Records

Team : CAN - Canada

Team : RUS - Russian Federation

No	Name	SOG	SVS	MIP	No	Name	SOG	SVS	MIP
1	ROUSSEAU-SIROIS Elodie	29	27	58:51	20	LESKINA Yulia	31	30	60:00
30	KESTERIS Nicole				1	MOROZOVA Nadezda			

Game Statistics

Timing and Results provided by **TISSOT**



Preliminary round - Group B, Game 7

Team : CAN (red)

Head Coach : REMPEL Jon

No	Pos	Name	G	A	P	PIM	FO+	FO-	FO+/-	FO%	Shots on Goal					+/-
											1	2	3	OT	TS	
6	F	FICKEL Jessica	0	0	0	0	8	2	6	80.00	0	0	0	0	0	-1
14	D	FOURACRES Brittney +A	0	0	0	0	0	0	0	0.00	1	0	0	1	-1	
17	D	VISSER Keirstin	0	0	0	0	0	0	0	0.00	0	1	0	1	-1	
19	F	BROOKER Laura +C	0	0	0	0	2	2	0	50.00	1	1	3	5	-1	
21	F	McHAFFIE Morgan +A	0	0	0	2	10	8	2	55.56	1	0	1	2	0	
2	F	POLCI Bree	0	0	0	0	1	0	1	100.00	1	1	0	2	0	
10	D	CASORSO Sarah	0	0	0	2	0	0	0	0.00	1	0	2	3	0	
12	F	LITCHEFIELD-MEDD Maggie	0	0	0	2	0	0	0	0.00	0	0	0	0	0	
13	D	FLINTON Julia	0	0	0	0	0	0	0	0.00	1	1	0	2	-1	
20	F	LANCELEVE Breanna	1	0	1	0	0	0	0	0.00	2	1	1	4	-2	
7	F	NORMORE Alexa	0	1	1	0	9	11	-2	45.00	1	0	0	1	-1	
11	D	GOSLING Katelyn	0	0	0	0	0	0	0	0.00	1	1	1	3	-1	
23	D	MANTHA Elizabeth	0	0	0	0	0	0	0	0.00	0	0	0	0	0	
27	F	ODDY Daley	0	0	0	0	1	0	1	100.00	0	0	1	1	0	
29	F	KAMPJES Jessica	0	0	0	2	0	0	0	0.00	1	1	2	4	-1	
8	F	HOUSTON Tess	0	0	0	0	8	3	5	72.73	0	0	0	0	0	
22	F	BARKER Ariane	0	0	0	0	1	0	1	100.00	1	0	1	2	-1	
25	F	MACKNIGHT Jenny	0	0	0	0	0	0	0	0.00	0	0	0	0	0	
1	GK	ROUSSEAU-SIROIS Elodie	0	0	0	0					0	0	0	0		
30	GK	KESTERIS Nicole	0	0	0	0					0	0	0	0		
Total			1	1	2	8	40	26	14	60.61	12	7	12	31		

Team : RUS (white)

Head Coach : ULYANKIN Alexander

No	Pos	Name	G	A	P	PIM	FO+	FO-	FO+/-	FO%	Shots on Goal					+/-
											1	2	3	OT	TS	
2	D	GONCHARENKO Angelina +A	0	0	0	0	0	0	0	0.00	1	0	0	1	+1	
18	F	SOSINA Olga +A	0	2	2	2	1	2	-1	33.33	1	0	2	3	+2	
19	F	SHOKHINA Anna	1	2	3	0	0	5	-5	0.00	2	2	2	6	+2	
22	D	BATALOVA Mariia	0	0	0	0	0	0	0	0.00	0	0	0	0	+2	
26	F	DERGACHEVA Elena	1	1	2	0	15	13	2	53.57	2	0	1	3	+2	
8	F	GAVRILOVA Iya +C	1	0	1	2	3	2	1	60.00	3	0	1	4	0	
10	F	BELYAKOVA Liudmila	0	0	0	4	3	9	-6	25.00	1	1	0	2	0	
17	F	LEBEDEVA Ekaterina	0	0	0	0	0	2	-2	0.00	1	2	0	3	0	
21	D	SHCHUKINA Ann	0	0	0	4	0	0	0	0.00	1	0	0	1	0	
29	D	NIKOLAEVA Ekaterina	0	0	0	0	0	0	0	0.00	0	0	0	0	+1	
9	F	VAFINA Alexandra	0	0	0	0	0	2	-2	0.00	0	1	2	3	0	
12	D	PECHNIKOVA Mariia	0	0	0	2	0	0	0	0.00	1	0	0	1	0	
13	D	ANANINA Ekaterina	0	0	0	2	0	0	0	0.00	0	0	0	0	0	
14	F	BULATOVA Diana	0	0	0	2	2	5	-3	28.57	0	0	0	0	0	
15	F	PAVLOVA Valeriia	0	0	0	0	2	0	2	100.00	0	2	1	3	0	
3	D	VORONTCOVA Natalia	0	0	0	0	0	0	0	0.00	0	0	0	0	0	
7	F	DYUPINA Evgenia	0	0	0	0	0	0	0	0.00	0	0	0	0	0	
16	F	KIRILENKO Maria	0	0	0	0	0	0	0	0.00	0	0	0	0	0	
25	F	SILINA Elena	0	0	0	0	0	0	0	0.00	0	0	0	0	0	
27	F	MITROFANOVA Elina	0	0	0	0	0	0	0	0.00	0	0	0	0	0	
1	GK	MOROZOVA Nadezda	0	0	0	0					0	0	0	0		
20	GK	LESKINA Yulia	0	0	0	0					0	0	0	0		
Total			3	5	8	18	26	40	-14	39.39	13	8	9	30		

Group B

R	Team	GP	W	OTW	OTL	L	GDF	GF : GA	PTS
1	RUS	2	2	0	0	0	+13	15 : 2	6
2	CAN	2	1	0	0	1	+4	8 : 4	3
3	KAZ	2	0	0	0	2	-17	2 : 19	0

	CAN	KAZ	RUS
CAN	*****	7:1	1:3
KAZ	1:7	*****	1:12
RUS	3:1	12:1	*****



LEGEND							
(G)	Goals in tournament	*	does not count for Plus/minus	+/-	Plus/minus net	+A	Assistant captain
+C	Captain	A	Assists	D	Defence	ENG	Empty net goal
EQ	Equal strength	ET/Res	Penalty end time/Result of game	F	Forward	FO-	Face-offs lost
FO%	Face-offs won as percentage	FO+	Face-offs won	FO+/-	Face-offs net	G	Goals
GA	Goals against	GDF	Goal difference	GF	Goals for	GK	Goalkeeper
GP	Games played	L	Losses	MIP	Minutes in play (GK)	No	Jersey number
OT	Overtime	OTL	Overtime losses	OTW	Overtime wins	P	Points
PIM	Penalties in minutes	Pos	Position	PP1	Power play - 1 player	PPG	Power play goals
PTS	Points	R	Rank	SHG	Shorthanded goals	SOG	Shots on goal
SVS	Saves	TPP	Time on power play	TS	Total shots	W	Wins



Shot Chart

CAN - RUS

Shots by CAN

Goals (o): 0
SSP (<): 8
SSG (+): 12
SPG (-): 5



GK 20 of RUS

Shots by RUS

Goals (o): 1
SSP (<): 1
SSG (+): 7
SPG (-): 3



GK 1 of CAN

Shots by CAN

Goals (o): 1
SSP (<): 6
SSG (+): 11
SPG (-): 9



GK 20 of RUS

Shots by RUS

Goals (o): 1
SSP (>): 7
SSG (+): 12
SPG (-): 4



GK 1 of CAN

Shots by CAN

Goals (o): 0
SSP (>): 7
SSG (+): 7
SPG (-): 6



GK 20 of RUS

Shots by RUS

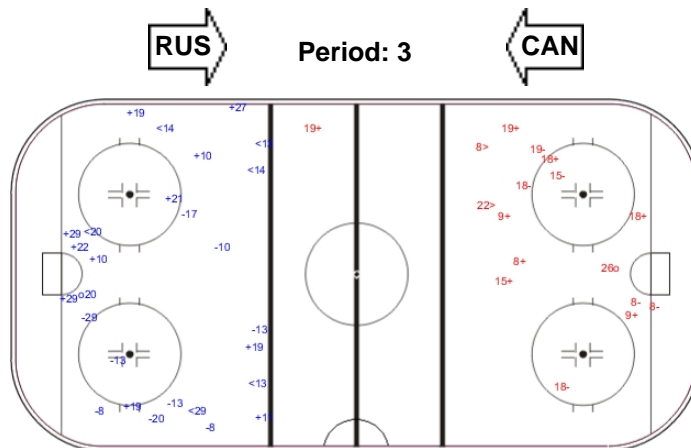
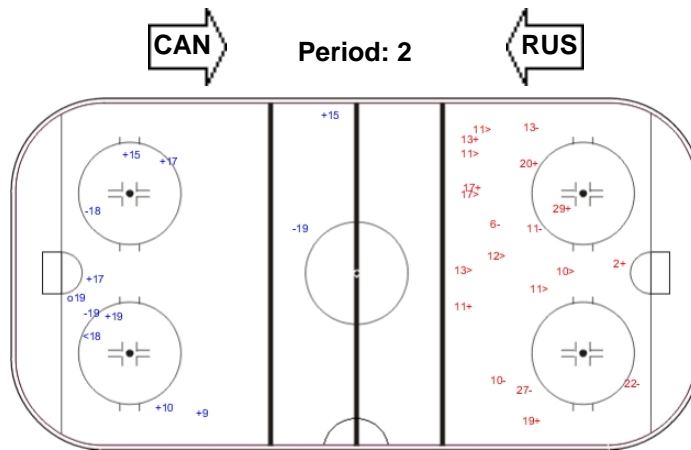
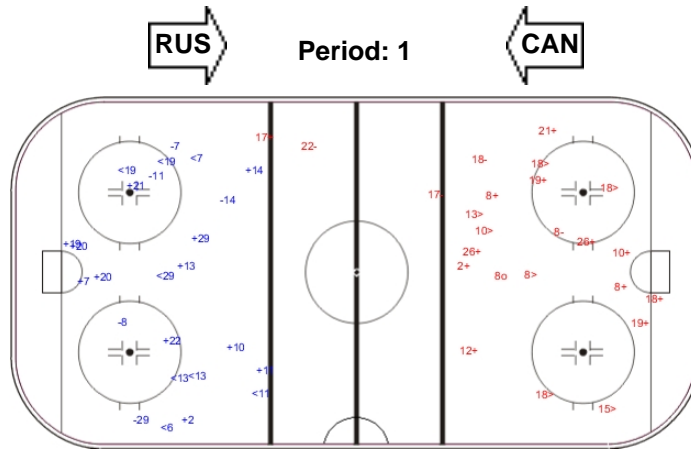
Goals (o): 1
SSP (>): 2
SSG (+): 8
SPG (-): 6



GK 1 of CAN



ENG



LEGEND

ENG Empty net goal GK Goalkeeper SPG Shots past goal SSG Shots saved by goalkeeper SSP Shots saved by player

Timing and Results provided by TISSOT



Face-off Chart

CAN - RUS

PERIOD 1

	CAN		RUS		CAN		RUS		
	Def. zone	Att. zone	Neutral zone	Neutral zone	Att. zone	Def. zone	Def. zone		
	+6	-26	-21	+26	+7	-26			
	+7	-9	+2	-17	+8	-17			
	+8	-18	-7	+14	-21	+26			
	-7	+26	+8	-10	-21	+26			
	-7	+26	+7	-26	+21	-26			
	-8	+26	+7	-8	+6	-9			
	-21	+8	-7	+26	+6	-19			
	+21	-26			+6	-19			
					+7	-19			
					-19	+15			
					-21	+26			
					+7	-8			
Total wins / period	4 / 50%	4 / 50%	4 / 57%	3 / 43%	8 / 67%	4 / 33%	Total wins all zones		
							CAN	RUS	
							16 / 59%	11 / 41%	

PERIOD 2

	CAN		RUS		CAN		RUS		
	Def. zone	Att. zone	Neutral zone	Neutral zone	Att. zone	Def. zone	Def. zone		
	+6	-10	-21	+26	-8	+26			
	+19	-26	+7	-10	+6	-14			
	+21	-19	+8	-14	+27	-10			
			+21	-10	-7	+26			
			+21	-10	-6	+10			
			-7	+14	-7	+18			
			+8	-14					
			-19	+10					
			-21	+15					
			+8	-26					
			+7	-10					
Total wins / period	3 / 100%	0 / 0%	7 / 64%	4 / 36%	2 / 33%	4 / 67%	Total wins all zones		
							CAN	RUS	
							12 / 60%	8 / 40%	

PERIOD 3

	CAN		RUS		CAN		RUS		
	Def. zone	Att. zone	Neutral zone	Neutral zone	Att. zone	Def. zone	Def. zone		
	-21	+26	+21	-26	+8	-14			
	+19	-14	+7	-10	+21	-10			
	-8	+26	+21	-26	-7	+8			
	+8	-19	+22	-26	-7	+8			
	-7	+26	+6	-26	-7	+26			
	-6	+10			+6	-26			
	+21	-26							
	+21	-18							
Total wins / period	4 / 50%	4 / 50%	5 / 100%	0 / 0%	3 / 50%	3 / 50%	Total wins all zones		
							CAN	RUS	
							12 / 63%	7 / 37%	



TOTAL

	CAN		RUS		CAN		RUS		Total wins all zones	
	Def. zone	Att. zone	Neutral zone	Neutral zone	Att. zone	Def. zone	Def. zone	Att. zone	CAN	RUS
Total wins / game	11 / 58%	8 / 42%	16 / 70%	7 / 30%	13 / 54%	11 / 46%	40 / 61%	26 / 39%		



HEAD TO HEAD

		RUS									Tot	wins CAN	Dz	Nz	Az
No.	8	9	10	14	15	17	18	19	26						
CAN	2					1 - 0					1	1 100%		1 100%	
	6		1 - 0	1 - 2	1 - 0				2 - 0	3 - 0	10	8 80%	2 67%	1 100%	5 83%
	7	2 - 2	1 - 0	3 - 0	0 - 2			0 - 1	1 - 0	2 - 6	20	9 45%	1 25%	5 63%	3 38%
	8			1 - 0	3 - 0		1 - 0	1 - 0	1 - 0	1 - 3	11	8 73%	2 50%	4 100%	2 67%
	19			0 - 1	1 - 0	0 - 1				1 - 0	4	2 50%	2 100%	0 0%	0 0%
	21	0 - 1		3 - 0		0 - 1		1 - 0	1 - 0	5 - 6	18	10 56%	4 67%	4 57%	2 40%
	22									1 - 0	1	1 100%		1 100%	
	27			1 - 0							1	1 100%			1 100%
Tot	5	2	12	7	2	2	3	5	28	66	40 61%	11 58%	16 70%	13 54%	
wins RUS	3 60%	0 0%	3 25%	2 29%	2 100%	0 0%	1 33%	0 0%	15 54%	26 39%					
Dz	2 67%	0 0%	1 33%	0 0%	1 100%	0 0%	1 100%	0 0%	6 67%	11 46%					
Nz	0 0%		1 14%	2 50%	1 100%	0 0%			3 33%	7 30%					
Az	1 100%	0 0%	1 50%	0 0%			0 0%	0 0%	6 60%	8 42%					

LEGEND

Az Attacking zone **Dz** Defending zone **Nz** Neutral zone **Tot** Total face-offs played

Timing and Results provided by **TISSOT**



WINTER
UNIVERSIADE
GRANADA 2015



RESULT BOOK
ICE HOCKEY

Men



Competition Schedule

As of FRI 13 FEB 2015

Date	Start Time	Game	Location
TUE 3 FEB	13:30	Preliminary Round - Group C, Game 1 KAZ vs JPN	Granada Sport Palace
	17:00	Preliminary Round - Group B, Game 2 KOR vs CAN	Granada Sport Palace
	20:30	Preliminary Round - Group B, Game 3 RUS vs SWE	Granada Sport Palace
WED 4 FEB	13:30	Preliminary Round - Group A, Game 4 SVK vs CZE	Granada Sport Palace
	20:30	Preliminary Round - Group A, Game 5 CHN vs ESP	Granada Sport Palace
THU 5 FEB	13:30	Preliminary Round - Group B, Game 6 RUS vs KOR	Granada Sport Palace
	17:00	Preliminary Round - Group B, Game 7 CAN vs SWE	Granada Sport Palace
	20:30	Preliminary Round - Group C, Game 8 USA vs JPN	Granada Sport Palace
FRI 6 FEB	17:00	Preliminary Round - Group A, Game 9 ESP vs CZE	Granada Sport Palace
	20:30	Preliminary Round - Group A, Game 10 SVK vs CHN	Granada Sport Palace
SAT 7 FEB	13:30	Preliminary Round - Group B, Game 11 SWE vs KOR	Granada Sport Palace
	17:00	Preliminary Round - Group B, Game 12 CAN vs RUS	Granada Sport Palace
	20:30	Preliminary Round - Group C, Game 13 KAZ vs USA	Granada Sport Palace
SUN 8 FEB	17:00	Preliminary Round - Group A, Game 14 CZE vs CHN	Granada Sport Palace
	20:30	Preliminary Round - Group A, Game 15 ESP vs SVK	Granada Sport Palace
TUE 10 FEB	13:30	Qualifications, Game 16 JPN vs CHN	Granada Sport Palace
	17:00	Qualifications, Game 18 USA vs SWE	Granada Sport Palace
	20:30	Qualifications, Game 17 ESP vs KOR	Granada Sport Palace
WED 11 FEB	13:30	Quarterfinals, Game 19 RUS vs SVK	Granada Sport Palace
	17:00	Quarterfinals, Game 20 CZE vs KOR	Granada Sport Palace
	20:30	Quarterfinals, Game 21 CAN vs USA	Granada Sport Palace
	21:15	Quarterfinals, Game 22 KAZ vs JPN	Mulhacen Pavilion
THU 12 FEB	13:30	Classifications (9-11), Game 23 SWE vs ESP	Granada Sport Palace
	17:00	Classifications (5-8), Game 24 SVK vs USA	Mulhacen Pavilion
	20:30	Classifications (5-8), Game 25 JPN vs KOR	Mulhacen Pavilion
FRI 13 FEB	13:30	Classifications (9-11), Game 26 ESP vs CHN	Granada Sport Palace
	17:00	Semifinals, Game 27 CAN vs RUS	Granada Sport Palace
	17:00	Classifications (7-8), Game 28 USA vs KOR	Mulhacen Pavilion
	20:30	Semifinals, Game 29 CZE vs KAZ	Granada Sport Palace
	20:30	Classifications (5-6), Game 30 SVK vs JPN	Mulhacen Pavilion
SAT 14 FEB	11:00	Classifications (9-11), Game 31 CHN vs SWE	Mulhacen Pavilion
	12:00	Bronze Medal Game - Game 32 CAN vs CZE	Granada Sport Palace
	16:00	Gold Medal Game - Game 33 KAZ vs RUS	Granada Sport Palace



Team Roster

REVISED
3 FEB 12:28

As of TUE 3 FEB 2015

Initial Registration 2 FEB 2015 *

CAN - Canada

No	Name	Pos	Shoots/ Catches	Height m / ft in	Weight kg / lbs	Date of Birth	Club	Registration *
1	LAZARUK Kristopher Robert	GK	L	1.85 / 6'1"	86 / 190	6 JUN 1988	University of Calgary	
3	DELAHEY Matthew Kenneth	D	L	1.87 / 6'2"	83 / 183	25 SEP 1989	University of Saskatchewan	
4	CURRAN Kodie James	D	L	1.87 / 6'2"	90 / 198	18 DEC 1989	University of Calgary	
5	PAULSEN Luke Eric	D	R	1.82 / 6'0"	86 / 190	28 SEP 1992	University of Manitoba	
6	McFAULL Kendall	D	L	1.90 / 6'3"	94 / 207	10 APR 1992	University of Saskatchewan	
7	MAXWELL Stanley Mitchell	F	L	1.83 / 6'0"	88 / 194	3 DEC 1990	University of Lethbridge	
8	MANNING Neil Alton	D	L	1.80 / 5'11"	84 / 185	12 MAY 1991	University of British Columbia	
9	PEARCE Elgin James Milton	F	R	1.85 / 6'1"	77 / 170	7 FEB 1992	University of Calgary	
10	COLLINS Christopher James	F	L	1.85 / 6'1"	93 / 205	18 APR 1992	University of Calgary	
11	REDDICK Kruiise Allan	F	L	1.75 / 5'9"	83 / 183	6 JUL 1990	University of Alberta	
12	HICKMOTT Jordan Lindsay	F	R	1.85 / 6'1"	90 / 198	11 APR 1990	University of Alberta	
15	FOWLIE Cody Joseph Allan	F	R	1.82 / 6'0"	92 / 203	5 NOV 1992	University of Regina	
16	FOSTER Taylor Joseph	F	L	1.80 / 5'11"	80 / 176	28 MAY 1992	University of Alberta	
17	DEPAPE Jordan Matthew Orr	F	R	1.82 / 6'0"	88 / 194	17 MAR 1992	University of Saskatchewan	
19	KOPER Levko Steven John	F	L	1.81 / 5'11"	86 / 190	5 OCT 1990	University of Alberta	
21	ROWLEY Jordan Thomas	D	L	1.82 / 6'0"	83 / 183	3 APR 1990	University of Alberta	
22	CRAIGE Jesse Wade	D	R	1.78 / 5'10"	80 / 176	11 JAN 1989	University of Alberta	
23	McCALLUM Craig	F	L	1.77 / 5'10"	81 / 179	11 JAN 1989	University of Saskatchewan	
24	FIDDLER Tyler Wayne	F	L	1.77 / 5'10"	86 / 190	27 JUN 1990	Mount Royal University	
25	KING Kevin Jarrett	F	L	1.86 / 6'1"	93 / 205	14 JAN 1990	University of Calgary	
26	CARTIER Cody Jessie	F	R	1.76 / 5'9"	82 / 181	3 JUN 1990	Mount Royal University	
30	FLETTE Dalyn Ross	GK	L	1.80 / 5'11"	88 / 194	8 FEB 1990	Mount Royal University	
31	HOLFELD Ryan Michael	GK	L	1.81 / 5'11"	84 / 185	29 JUN 1989	University of Saskatchewan	

Total: 20 players and 3 goalkeepers

Team Officials:

Function	Name	Citizenship	Date of Birth
Head Coach:	ADOLPH David George	CAN	5 JAN 1959
Assistant Coach:	HOWELL Mark Edward	CAN	23 NOV 1970
Assistant Coach:	SIRANT Michael Paul	CAN	23 MAR 1959
Team Leader:	JOHNSON Todd William	CAN	2 FEB 1972
Physiotherapist:	LINDER Christopher Donald	CAN	2 APR 1982
Physiotherapist:	MUSSBACHER Tyler Joseph	CAN	4 JUN 1986
Team Video Coach:	ANASTASIADIS Spiros	CAN	6 MAY 1985

Facts and Figures:

Average age:	24
Average height:	1.82 / 6'0"
Average weight:	86 / 190

NOTE

* Registration date of single players is only shown when different from Initial Registration date

LEGEND

D Defence	F Forward	GK Goalkeeper	L Shoots or catches Left
No Jersey number	Pos Position	R Shoots or catches Right	

Team Officials added

Timing and Results provided by **TISSOT**



Team Roster

REVISED
4 FEB 23:20

As of WED 4 FEB 2015

Initial Registration 2 FEB 2015 *

CHN - China P.R.

No	Name	Pos	Shoots/ Catches	Height m / ft in	Weight kg / lbs	Date of Birth	Club	Registration *
1	WU Jiankun	GK	L	1.85 / 6'1"	70 / 154	16 APR 1996	Harbin	3 FEB 2015
2	LI Ning	D	L	1.84 / 6'0"	85 / 187	22 APR 1993	Harbin	3 FEB 2015
3	FAN Yi	F	R	1.75 / 5'9"	85 / 187	10 JUN 1993	Harbin	3 FEB 2015
4	YU Xiaolong	F	R	1.82 / 6'0"	73 / 161	18 DEC 1995	Harbin	3 FEB 2015
5	GUAN Tianyi	D	L	1.82 / 6'0"	75 / 165	15 FEB 1991	Harbin	3 FEB 2015
6	HUANG Peng	F	L	1.80 / 5'11"	70 / 154	13 OCT 1996	Chandu	3 FEB 2015
7	ZHANG Zesen	F	R	1.78 / 5'10"	73 / 161	19 DEC 1996	Chandu	3 FEB 2015
8	ZUO Tianyou	F	R	1.74 / 5'9"	70 / 154	7 JUL 1997	Chandu	3 FEB 2015
9	LU Hengnan	F	R	1.77 / 5'10"	68 / 150	9 JAN 1996	Chandu	3 FEB 2015
10	ZHANG Jiaqi	D	R	1.75 / 5'9"	68 / 150	31 AUG 1997	Chandu	3 FEB 2015
11	YU Mingrunze	F	L	1.75 / 5'9"	68 / 150	16 FEB 1996	Chandu	3 FEB 2015
12	ZHANG Zhen	D	L	1.75 / 5'9"	65 / 143	28 MAR 1995	Chandu	3 FEB 2015
13	YUE Xinhao	F	L	1.85 / 6'1"	75 / 165	24 MAR 1995	Chandu	3 FEB 2015
14	ZHANG Zheming	D	L	1.85 / 6'1"	70 / 154	1 AUG 1997	Chandu	3 FEB 2015
15	WU Hao	F	L	1.80 / 5'11"	72 / 159	1 APR 1997	Chandu	3 FEB 2015
16	QIAN Jinglin	D	R	1.78 / 5'10"	100 / 220	28 APR 1997	Harbin	3 FEB 2015
17	WU Jiasiteng	D	R	1.80 / 5'11"	75 / 165	9 MAY 1995	Chandu	3 FEB 2015
18	MA Tianyue	F	R	1.82 / 6'0"	75 / 165	22 MAY 1996	Chandu	3 FEB 2015
19	YANG Zhenyu	F	L	1.75 / 5'9"	70 / 154	24 JAN 1991	Harbin	3 FEB 2015
20	BAO Jiachang	F	L	1.93 / 6'4"	93 / 205	5 JAN 1993	Harbin	3 FEB 2015
21	NAN Jiangming	F	R	1.80 / 5'11"	72 / 159	29 MAR 1997	Chandu	3 FEB 2015
22	SUN Zehao	GK	L	1.77 / 5'10"	62 / 137	13 DEC 1995	Chandu	3 FEB 2015

Total: 20 players and 2 goalkeepers

Team Officials:

Function	Name	Citizenship	Date of Birth
Head Coach:	GORBENKO Oleg	RUS	6 NOV 1971
Assistant Coach:	LI Bindong	CHN	18 MAR 1968
Team Leader:	KAN Junchang	CHN	2 JAN 1971
Team Doctor:	JU Lei	CHN	24 JAN 1963

Facts and Figures:

Average age:	19
Average height:	1.80 / 5'11"
Average weight:	74 / 163

NOTE

* Registration date of single players is only shown when different from Initial Registration date

LEGEND

D Defence	F Forward	GK Goalkeeper	L Shoots or catches Left
No Jersey number	Pos Position	R Shoots or catches Right	

Adjusted Team Officials Nationality

Timing and Results provided by **TISSOT**



Team Roster

REVISED
3 FEB 12:28

As of TUE 3 FEB 2015

Initial Registration 2 FEB 2015 *

CZE - Czech Republic

No	Name	Pos	Shoots/ Catches	Height m / ft in	Weight kg / lbs	Date of Birth	Club	Registration *
1	SLAMA Jiri	GK	L	1.87 / 6'2"	84 / 185	23 JAN 1989	HC Rebel Havlickuv Brod	
2	POLIVKA Patrik	GK	L	1.84 / 6'0"	82 / 181	4 MAR 1994	HC Plzen	
3	STASTNY Tomas	F	R	1.81 / 5'11"	90 / 198	18 OCT 1992	HC Vrchlabi	
4	MATEJKA Filip	F	R	1.91 / 6'3"	95 / 209	5 MAR 1992	HC Moravske Budejovice	
5	NOVAK Dominik	F	L	1.70 / 5'7"	84 / 185	3 OCT 1991	HC Kobra Praha	
7	DALECKY Jan	D	L	1.88 / 6'2"	80 / 176	10 MAR 1990	HC J Kladno	
8	MULLER Jan	F	R	1.91 / 6'3"	98 / 216	8 MAY 1992	SK Kadan	
9	HUCKO Petr	F	R	1.81 / 5'11"	82 / 181	11 MAY 1992	HC Hvezda Praha	
10	ARNOST Daniel	F	L	1.83 / 6'0"	80 / 176	7 NOV 1994	HC Sparta Praha	
11	KOLDA Josef	D	R	1.85 / 6'1"	81 / 179	30 MAR 1991	SKLH Zdar n Sazavou	
12	SVARICEK Filip	D	L	1.85 / 6'1"	104 / 229	30 DEC 1991	HC Kobra Praha	
13	VANEK Rostislav	F	R	1.75 / 5'9"	70 / 154	14 MAY 1991	HC RC TORAX Poruba	
14	STEINER Dominik	D	L	1.77 / 5'10"	76 / 168	15 SEP 1993	HC Kobra Praha	
15	ZBORIL Mikulas	D	L	1.84 / 6'0"	80 / 176	30 MAY 1994	HC ZUBR Prerov	
16	VOJACEK Filip	D	L	1.81 / 5'11"	76 / 168	13 JAN 1994	HC Kometa Brno	
17	BRZOBOHATY Michal	D	L	1.72 / 5'8"	76 / 168	30 JUN 1990	VSK Technika Brno	
18	VRANA Lukas	D	L	1.83 / 6'0"	87 / 192	30 MAR 1990	HC RC TORAX Poruba	
19	SKOLOUD Petr	F	L	1.85 / 6'1"	79 / 174	29 JUN 1994	HC ZUBR Prerov	
20	GUTWALD Michal	D	L	1.88 / 6'2"	82 / 181	17 JUN 1993	HC J Kladno	
21	VALASEK Milan	F	L	1.80 / 5'11"	85 / 187	24 JUN 1992	SC Kolin	
23	PESLAR Jakub	D	L	1.75 / 5'9"	81 / 179	30 JUN 1992	HC RC TORAX Poruba	
24	ZACHAR David	F	L	1.87 / 6'2"	90 / 198	28 APR 1991	HC RC TORAX Poruba	
25	SKVOR Jan	D	R	1.80 / 5'11"	86 / 190	12 JUL 1993	HC CSOB Pardubice	

Total: 21 players and 2 goalkeepers

Team Officials:

Function	Name	Citizenship	Date of Birth
Head Coach:	LISKA Jaroslav	CZE	7 SEP 1960
Assistant Coach:	HAVEL Jakub	CZE	21 APR 1980
Assistant Coach:	HLAVATY Radek	CZE	10 JAN 1981
Team Leader:	FIALA Milos	CZE	21 SEP 1941
Equipment Manager:	STEJSKAL Jiri	CZE	1 MAY 1952
Physiotherapist:	HOROVIC Pavel	CZE	26 NOV 1963

Facts and Figures:

Average age:	22
Average height:	1.82 / 6'0"
Average weight:	84 / 185

NOTE

* Registration date of single players is only shown when different from Initial Registration date

LEGEND

D Defence	F Forward	GK Goalkeeper	L Shoots or catches Left
No Jersey number	Pos Position	R Shoots or catches Right	

Team Officials added

Timing and Results provided by **TISSOT**



Team Roster

As of SUN 8 FEB 2015

Initial Registration 2 FEB 2015*

ESP - Spain

No	Name	Pos	Shoots/ Catches	Height m / ft in	Weight kg / lbs	Date of Birth	Club	Registration*
1	ALCAINE Ander	GK	L	1.89 / 6'2"	85 / 187	20 DEC 1991	Aramon-Jaca	
2	ALASTRUEY Hector	D	L	1.80 / 5'11"	75 / 165	24 MAY 1993	FC Barcelona	
3	GAINZA Inigo	D	L	1.83 / 6'0"	89 / 196	16 FEB 1995	FC Barcelona	
4	VEA Jorge	D	L	1.85 / 6'1"	80 / 176	15 APR 1994	CHH Txuri-Urdin	
5	BETRAN Adrian	F	L	1.75 / 5'9"	80 / 176	19 MAY 1990	CH Jaca	
7	BURGOS Jorge	F	R	1.80 / 5'11"	80 / 176	3 OCT 1994	SAD Majadahonda	
8	PUYUELO Pablo	F	R	1.75 / 5'9"	75 / 165	23 NOV 1993	CHH Txuri-Urdin	
9	GONZALEZ Gaston	F	L	1.76 / 5'9"	75 / 165	28 MAR 1995	CH Jaca	
10	BRAVO Juan Francisco	D	L	1.72 / 5'8"	75 / 165	10 JAN 1991	SAD Majadahonda	
11	MUNOZ Juan	F	L	1.80 / 5'11"	75 / 165	30 AUG 1990	Bipolo Vitoria-Gasteiz	
12	PEDRAZ Alejandro	F	R	1.85 / 6'1"	80 / 176	4 SEP 1990	SAD Majadahonda	
13	GONZALEZ Pol	F	L	1.89 / 6'2"	95 / 209	24 MAY 1992	Ottawa University	
14	CARBONELL Alejandro	F	L	1.80 / 5'11"	70 / 154	16 JAN 1994	CH Jaca	
15	GARCIA-ARIAS Javier	F	R	1.75 / 5'9"	75 / 165	2 MAY 1992	SAD Majadahonda	
16	MECO Aitor	F	L	1.80 / 5'11"	70 / 154	31 OCT 1994	FC Barcelona	
17	FERNANDEZ-POLA Angel	F	L	1.85 / 6'1"	80 / 176	13 MAY 1995	SAD Majadahonda	
18	SOLORZANO Ignacio	F	R	1.75 / 5'9"	67 / 148	9 FEB 1995	CHH Txuri-Urdin	8 FEB 2015
19	UBIETO Adrian	D	L	1.85 / 6'1"	85 / 187	11 MAR 1993	CH Jaca	
22	FUENTES Patricio	F	R	1.77 / 5'10"	78 / 172	13 MAR 1995	CHH Txuri-Urdin	
23	QUEVEDO Carlos	F	R	1.80 / 5'11"	75 / 165	23 FEB 1993	Forssa	
24	VEA Alex	D	R	1.83 / 6'0"	80 / 176	24 FEB 1991	CHH Txuri-Urdin	
25	GARCIA Ignacio	GK	L	1.80 / 5'11"	75 / 165	19 JUN 1996	SAD Majadahonda	

Total: 20 players and 2 goalkeepers

Team Officials:

Function	Name	Citizenship	Date of Birth
Head Coach:	TUOMI Timo	FIN	5 JAN 1960
Assistant Coach:	PAKARINEN Ilkka	FIN	3 MAR 1968
Team Leader:	MARTIN GONZALEZ Txus	ESP	15 FEB 1957
Equipment Manager:	CARNICERO Xavier	ESP	29 OCT 1977
Physiotherapist:	ALONSO Jose Luis	ESP	23 MAR 1976

Facts and Figures:

Average age:	21
Average height:	1.80 / 5'11"
Average weight:	78 / 172

NOTE

* Registration date of single players is only shown when different from Initial Registration date

LEGEND

D Defence	F Forward	GK Goalkeeper	L Shoots or catches Left
No Jersey number	Pos Position	R Shoots or catches Right	

Timing and Results provided by **TISSOT**



Team Roster

REVISED
3 FEB 12:29

As of TUE 3 FEB 2015

Initial Registration 2 FEB 2015 *

JPN - Japan

No	Name	Pos	Shoots/ Catches	Height m / ft in	Weight kg / lbs	Date of Birth	Club	Registration *
1	HITOMI Shun	GK	L	1.85 / 6'1"	77 / 170	1 JUN 1993	Kansai University	
2	HORIUCHI Itaru	D	R	1.76 / 5'9"	80 / 176	22 JUL 1992	Toyo University	
4	MATSUKANE Kenta	D	R	1.74 / 5'9"	70 / 154	28 SEP 1994	Meiji University	
5	KATO Shinnosuke	D	R	1.82 / 6'0"	78 / 172	1 SEP 1994	Chuo University	
6	OHBA Dai	D	L	1.65 / 5'5"	68 / 150	4 OCT 1995	Meiji University	
7	YOKOYAMA Yoshiya	D	R	1.73 / 5'8"	78 / 172	28 JAN 1994	Hosei University	
8	OMUKU Maito	F	L	1.74 / 5'9"	72 / 159	28 NOV 1993	Meiji University	
9	ECHIGO Tomoya	F	L	1.61 / 5'3"	70 / 154	18 AUG 1992	Chuo University	
11	OTSU Kosuke	F	R	1.73 / 5'8"	75 / 165	6 SEP 1993	Meiji University	
12	KOIZUMI Kazunari	D	R	1.83 / 6'0"	78 / 172	10 NOV 1993	Chuo University	
13	HITOSATO Shigeki	F	L	1.68 / 5'6"	66 / 146	9 SEP 1994	Toyo University	
14	TANAKA Kentaro	F	R	1.68 / 5'6"	77 / 170	20 APR 1991	Toyo University	
15	KONNO Tomohiro	F	L	1.68 / 5'6"	70 / 154	11 OCT 1992	Toyo University	
16	TATEDA Shun	F	R	1.68 / 5'6"	65 / 143	10 JUN 1993	Kansai University	
18	FURUHASHI Makuru	F	L	1.72 / 5'8"	81 / 179	30 SEP 1993	Chuo University	
19	NAKAJIMA Shogo	F	R	1.75 / 5'9"	74 / 163	26 OCT 1993	Chuo University	
21	SUZUKI Kento	F	L	1.74 / 5'9"	68 / 150	9 DEC 1994	Chuo University	
22	KAWAMURA Kazuki	F	R	1.73 / 5'8"	70 / 154	30 APR 1994	Meiji University	
23	IKEDA Ikki	F	R	1.78 / 5'10"	80 / 176	27 OCT 1992	Waseda University	
24	SATOH Hikaru	D	L	1.68 / 5'6"	71 / 157	3 DEC 1991	Tohoku FreeBlades	
25	ONODA Takuto	GK	L	1.75 / 5'9"	66 / 146	2 MAY 1992	Chuo University	

Total: 19 players and 2 goalkeepers

Team Officials:

Function	Name	Citizenship	Date of Birth
Head Coach:	MAHON Mark	GER	11 NOV 1965
Assistant Coach:	SUZUKI Takahito	JPN	17 AUG 1975
Physiotherapist:	SAHO Yutaka	JPN	31 MAR 1972
Team Doctor:	ISHIDA Hiroyuki	JPN	7 JUL 1962

Facts and Figures:

Average age:	21
Average height:	1.73 / 5'8"
Average weight:	73 / 161

NOTE

* Registration date of single players is only shown when different from Initial Registration date

LEGEND

D Defence	F Forward	GK Goalkeeper	L Shoots or catches Left
No Jersey number	Pos Position	R Shoots or catches Right	

Team Officials added

Timing and Results provided by **TISSOT**



Team Roster

REVISED
4 FEB 23:20

As of WED 4 FEB 2015

Initial Registration 2 FEB 2015 *

KAZ - Kazakhstan

No	Name	Pos	Shoots/ Catches	Height m / ft in	Weight kg / lbs	Date of Birth	Club	Registration *
1	KUDRYAVTSEV Sergey	GK	L	1.85 / 6'1"	80 / 176	5 APR 1995	Kazzink-Torpedo	
2	GOROZHANINOV Ilya	D	L	1.82 / 6'0"	80 / 176	20 JUL 1995	Gornyak	
3	IVASHIN Viktor	D	L	1.84 / 6'0"	78 / 172	1 JAN 1991	Ertis	
4	GULYAKOV Ilya	D	L	1.84 / 6'0"	86 / 190	30 JUL 1989	Beibarys	
5	ISHMAMETYEY Alexey	D	L	1.79 / 5'10"	83 / 183	17 JUN 1988	Arlan	
6	AKHMETOV Daniyar	D	L	1.84 / 6'0"	85 / 187	30 MAR 1988	Arystan	
7	POPOVICH Yulian	F	R	1.74 / 5'9"	77 / 170	15 JUN 1990	Barys	
8	ZYATKOV Pavel	F	L	1.74 / 5'9"	85 / 187	17 MAR 1990	Almaty	
9	NESTEROV German	F	L	1.90 / 6'3"	89 / 196	31 AUG 1991	Saryarka	
10	GREBENCHSHIKOV Vladimir	D	L	1.80 / 5'11"	84 / 185	14 AUG 1992	Barys	
11	KENBAYEV Daulet	D	L	1.85 / 6'1"	73 / 161	12 JUL 1992	Barys	
12	ANTSIFEROV Alexey	F	R	1.84 / 6'0"	90 / 198	4 MAR 1991	Barys	
14	VOLOGODSKIY Alexandr	F	L	1.77 / 5'10"	68 / 150	20 JUN 1991	Kazzink-Torpedo	
16	SAFIN Renat	F	L	1.81 / 5'11"	79 / 174	16 MAR 1993	Saryarka	
17	YELAKOV Vladislav	F	L	1.86 / 6'1"	85 / 187	14 AUG 1990	Ertis	
18	KURSHUK Alexandr	D	L	1.83 / 6'0"	82 / 181	27 SEP 1988	Gornyak	
19	BELGIBAYEV Nursultan	F	L	1.78 / 5'10"	72 / 159	3 AUG 1991	Barys	
20	SMOLNIKOV Mikhail	GK	L	1.76 / 5'9"	80 / 176	15 MAR 1988	Gornyak	
21	MAZULA Eduard	F	R	1.79 / 5'10"	79 / 174	21 MAR 1990	HC Astana	
22	KACHULIN Mikhail	F	R	1.85 / 6'1"	74 / 163	25 JAN 1988	Beibarys	
23	KOVZALOV Ilya	F	L	1.85 / 6'1"	83 / 183	15 JUL 1988	Almaty	
24	FEDOSSENKO Vyacheslav	F	R	1.81 / 5'11"	87 / 192	6 FEB 1990	Kazzink-Torpedo	
25	GRYAZNOV Maxim	GK	L	1.85 / 6'1"	75 / 165	11 AUG 1992	Saryarka	

Total: 20 players and 3 goalkeepers

Team Officials:

Function	Name	Citizenship	Date of Birth
Head Coach:	STARYGIN Sergey	KAZ	29 MAR 1961
Assistant Coach:	VERECHSHAGIN Georgiy	KAZ	23 FEB 1974
General Manager:	KORESHKOV Aleksandr	RUS	28 OCT 1968
Equipment Manager:	BIKBUSSUNOV Rustem	KAZ	8 AUG 1986
Team Doctor:	SEKERBAYEV Alexandr	KAZ	31 JUL 1957

Facts and Figures:

Average age:	24
Average height:	1.82 / 6'0"
Average weight:	81 / 179

NOTE

* Registration date of single players is only shown when different from Initial Registration date

LEGEND

D Defence	F Forward	GK Goalkeeper	L Shoots or catches Left
No Jersey number	Pos Position	R Shoots or catches Right	

Adjusted Team Officials Nationality

Timing and Results provided by **TISSOT**



Team Roster

REVISED
3 FEB 12:40

As of TUE 3 FEB 2015

Initial Registration 2 FEB 2015 *

KOR - Republic of Korea

No	Name	Pos	Shoots/ Catches	Height m / ft in	Weight kg / lbs	Date of Birth	Club	Registration *
1	BAE Jangwoo	GK	L	1.75 / 5'9"	82 / 181	25 MAR 1992	Korea University	
2	BAN Hansoo	F	R	1.78 / 5'10"	74 / 163	25 NOV 1993	Kwangwoon University	
3	LEE Dounggun	F	L	1.63 / 5'4"	65 / 143	10 JAN 1994	Yonsei University	
4	LEE Sungjin	F	R	1.73 / 5'8"	77 / 170	3 MAR 1992	Yonsei University	
6	LEE Seungwon	D	L	1.81 / 5'11"	87 / 192	12 MAR 1993	Korea University	
7	YANG Sunghun	D	R	1.78 / 5'10"	81 / 179	17 APR 1992	Korea University	
8	CHO Hyeonkuk	F	R	1.70 / 5'7"	70 / 154	1 APR 1992	Yonsei University	
9	BYUNGGEUL Kang	F	L	1.76 / 5'9"	80 / 176	22 APR 1992	Yonsei University	
10	YOON Sangwon	F	L	1.70 / 5'7"	72 / 159	1 APR 1993	Yonsei University	
11	YU Shinchul	F	L	1.78 / 5'10"	77 / 170	20 JAN 1994	Korea University	
12	HA Jaejun	F	L	1.77 / 5'10"	75 / 165	5 OCT 1993	Yonsei University	
13	OH Seahn	F	R	1.74 / 5'9"	75 / 165	12 MAY 1992	Korea University	
14	LEE Sungjun	D	R	1.83 / 6'0"	80 / 176	9 NOV 1992	Hanyang University	
15	LEE Jaegyung	D	R	1.80 / 5'11"	89 / 196	13 OCT 1993	Korea University	
16	KIM Taegyung	D	L	1.78 / 5'10"	85 / 187	19 SEP 1993	Yonsei University	
17	CHO Seokjun	D	L	1.76 / 5'9"	82 / 181	9 FEB 1993	Korea University	
18	KANG Yoonseok	F	R	1.83 / 6'0"	85 / 187	23 SEP 1992	Yonsei University	
19	JANG Hojun	F	R	1.77 / 5'10"	80 / 176	20 JUN 1992	Yonsei University	
20	LEE Changmin	GK	L	1.85 / 6'1"	86 / 190	14 JUL 1992	Yonsei University	
21	LIM Jinsoo	F	L	1.85 / 6'1"	92 / 203	24 NOV 1991	Kyunghee University	
22	HWANG Wootae	D	L	1.85 / 6'1"	80 / 176	27 FEB 1993	Hanyang University	
23	HAN Geonhee	D	L	1.83 / 6'0"	78 / 172	14 JUL 1992	Korea University	

Total: 20 players and 2 goalkeepers

Team Officials:

Function	Name	Citizenship	Date of Birth
Head Coach:	KIM Heewoo	KOR	16 FEB 1967
Assistant Coach:	KIM Wansu	KOR	14 OCT 1977
Equipment Manager:	WOO Kyoungtae	KOR	19 OCT 1980
Team Staff:	CHOE Dongjun	KOR	11 FEB 1989

Facts and Figures:

Average age:	22
Average height:	1.78 / 5'10"
Average weight:	80 / 176

NOTE

* Registration date of single players is only shown when different from Initial Registration date

LEGEND

D Defence	F Forward	GK Goalkeeper	L Shoots or catches Left
No Jersey number	Pos Position	R Shoots or catches Right	

Team Officials added

Timing and Results provided by **TISSOT**



Team Roster

REVISED
3 FEB 12:41

As of TUE 3 FEB 2015

Initial Registration 2 FEB 2015 *

RUS - Russian Federation

No	Name	Pos	Shoots/ Catches	Height m / ft in	Weight kg / lbs	Date of Birth	Club	Registration *
1	EVDOKIMOV Gleb	GK	L	1.78 / 5'10"	75 / 165	5 JUL 1990	Zauralye	
2	VASILYEV Valerii	D	L	1.82 / 6'0"	97 / 214	17 MAR 1990	Ryazan	
8	GIMATOV Eduard	F	R	1.80 / 5'11"	88 / 194	22 JAN 1994	Izhstal	
9	GORDEEV Artem	F	L	1.87 / 6'2"	98 / 216	15 SEP 1988	Toros	
11	AKISHIN Dmitrii	D	L	1.82 / 6'0"	88 / 194	21 APR 1992	Dinamo	
12	CHEREPANOV Nikita	D	L	1.88 / 6'2"	84 / 185	19 NOV 1995	Ryazan	
13	TORCHENYUK Alexander	F	L	1.81 / 5'11"	82 / 181	25 MAY 1991	THK	
14	KLIMCHUK Mikhail	F	L	1.76 / 5'9"	83 / 183	9 APR 1988	Neftyanik	
15	ALESHIN Egor	F	R	1.83 / 6'0"	82 / 181	6 FEB 1992	Atlant	
16	LEBEDEV Alexander	F	L	1.87 / 6'2"	94 / 207	30 JUL 1994	Ryazan	
17	FEDOROV Artem	F	L	1.77 / 5'10"	83 / 183	11 AUG 1993	Dinamo	
19	RAFIKOV Rushan	D	L	1.88 / 6'2"	83 / 183	15 MAY 1995	Ryazan	
20	BELOV Sergey	GK	L	1.87 / 6'2"	83 / 183	24 AUG 1993	Ryazan	
21	SOLOVYEV Evgeny	F	L	1.79 / 5'10"	78 / 172	14 FEB 1992	Yuzhny Ural	
22	BARBASOV Sergey	F	R	1.84 / 6'0"	80 / 176	26 JUL 1992	Molot Prikamye	
23	MASLOV Kirill	D	R	1.84 / 6'0"	86 / 190	23 MAR 1994	Ryazan	
24	KRIVCHENKO Egor	F	L	1.77 / 5'10"	82 / 181	11 SEP 1991	Ryazan	
25	BOLSHAKOV Alexander	D	L	1.90 / 6'3"	101 / 223	7 MAY 1992	Ariada	
26	PETRAKOV Ivan	F	L	1.82 / 6'0"	85 / 187	28 FEB 1994	Ryazan	
27	SHINGAREEV Timur	F	R	1.78 / 5'10"	81 / 179	30 JUL 1994	Izhstal	
28	VIKSNA Evgeny	D	R	1.80 / 5'11"	90 / 198	16 FEB 1990	THK	
29	LEE Oleg	F	L	1.82 / 6'0"	94 / 207	28 FEB 1991	Admiral	

Total: 20 players and 2 goalkeepers

Team Officials:

Function	Name	Citizenship	Date of Birth
Head Coach:	UVAEV Viacheslav	RUS	15 APR 1966
Assistant Coach:	TYURIKOV Vladimir	RUS	9 JUL 1963
Team Leader:	KANAREYKIN Maxim	RUS	19 OCT 1986
Equipment Manager:	GORBUNOV Aleksandr	RUS	8 JUN 1960
Physiotherapist:	KUZMANIN Stanislav	RUS	3 AUG 1986
Team Doctor:	USMANOV Damir	RUS	23 APR 1973

Facts and Figures:

Average age:	22
Average height:	1.82 / 6'0"
Average weight:	86 / 190

NOTE

* Registration date of single players is only shown when different from Initial Registration date

LEGEND

D Defence	F Forward	GK Goalkeeper	L Shoots or catches Left
No Jersey number	Pos Position	R Shoots or catches Right	

Team Officials added

Timing and Results provided by **TISSOT**



Team Roster

REVISED
3 FEB 12:41

As of TUE 3 FEB 2015

Initial Registration 2 FEB 2015 *

SVK - Slovakia

No	Name	Pos	Shoots/ Catches	Height m / ft in	Weight kg / lbs	Date of Birth	Club	Registration *
1	HALO Juraj	GK	L	1.82 / 6'0"	80 / 176	28 FEB 1995	HC Topolcany	
2	ZIAK Jan	GK	L	1.88 / 6'2"	85 / 187	21 JUN 1993	MHK Ruzomberok	
6	UHNAK Martin	F	L	1.76 / 5'9"	82 / 181	23 JAN 1990	HC Nove Zamky	
9	KOPECKY Peter	D	L	1.87 / 6'2"	93 / 205	4 MAR 1993	HC Topolcany	
10	HUS Roman	F	L	1.80 / 5'11"	87 / 192	13 NOV 1991	HC 07 Detva	
11	KETNER Nicolas	F	L	1.88 / 6'2"	85 / 187	13 FEB 1991	HC Verva Litvinov	
12	PALOVIC Patrik	D	L	1.80 / 5'11"	78 / 172	5 NOV 1994	HK Dukla Trencin	
13	RUSINA Tomas	D	L	1.82 / 6'0"	78 / 172	28 JAN 1994	MHC Martin	
14	BACA Kristian	F	R	1.77 / 5'10"	72 / 159	13 MAR 1994	HC Topolcany	
15	TRENCAN Matus	F	L	1.82 / 6'0"	90 / 198	23 FEB 1994	HK 95 Povazska Bystrica	
16	ZLOCHA Jan	F	L	1.95 / 6'5"	95 / 209	7 OCT 1994	HK 95 Povazska Bystrica	
17	PIACKA Edmund	F	L	1.76 / 5'9"	75 / 165	11 SEP 1992	HK Nitra	
18	SUCHARDA Andrej	D	L	1.88 / 6'2"	105 / 231	26 NOV 1993	HC Nove Zamky	
19	GAPA Peter	F	L	1.86 / 6'1"	80 / 176	16 MAY 1993	HK Poprad	
20	MIHALIK Denis	F	L	1.83 / 6'0"	88 / 194	20 MAY 1992	HC Topolcany	
22	PARDAVY Jan	F	L	1.83 / 6'0"	83 / 183	9 JUN 1994	HK Dukla Trencin	
23	MARUSIAK Marek	F	L	1.83 / 6'0"	83 / 183	19 SEP 1990	HK Poprad	
25	KENTOS Jozef	F	L	1.82 / 6'0"	80 / 176	8 MAR 1991	HKM Zvolen	
26	SZABO Patrik	D	L	1.76 / 5'9"	82 / 181	15 MAR 1990	HK Trnava	
27	LUNTER Peter	D	L	1.87 / 6'2"	84 / 185	2 MAY 1994	HC 05 Banska Bystrica	
28	BUDIAK Matus	F	L	1.90 / 6'3"	100 / 220	27 JUL 1994	HK Trnava	
29	NOCIAR Denis	D	L	1.77 / 5'10"	77 / 170	23 OCT 1992	HC 07 Detva	

Total: 20 players and 2 goalkeepers

Team Officials:

Function	Name	Citizenship	Date of Birth
Head Coach:	VYBOH Andrej	SVK	25 AUG 1967
Assistant Coach:	ANTAL Imrich	SVK	8 JUN 1964
Team Leader:	STAMBERSKY Roman	SVK	28 OCT 1955
Physiotherapist:	BAKA Lubomir	SVK	2 JUL 1957
Team Doctor:	BELI Stanislav	SVK	9 JUN 1970

Facts and Figures:

Average age:	22
Average height:	1.83 / 6'0"
Average weight:	85 / 187

NOTE

* Registration date of single players is only shown when different from Initial Registration date

LEGEND

D Defence	F Forward	GK Goalkeeper	L Shoots or catches Left
No Jersey number	Pos Position	R Shoots or catches Right	

Team Officials added

Timing and Results provided by **TISSOT**



Team Roster

REVISED
3 FEB 12:42

As of TUE 3 FEB 2015

Initial Registration 2 FEB 2015 *

SWE - Sweden

No	Name	Pos	Shoots/ Catches	Height m / ft in	Weight kg / lbs	Date of Birth	Club	Registration *
1	LJUNG Arvid	GK	L	1.90 / 6'3"	95 / 209	3 SEP 1992	Toreboda HF	
2	HVITFELDT Henrik	GK	L	1.94 / 6'4"	100 / 220	30 JAN 1992	KTH Hockey	
3	BACKESTEN Joel	D	L	1.80 / 5'11"	86 / 190	8 MAY 1991	Kristianstads IK	
4	STIGBORN Adam	D	L	1.90 / 6'3"	84 / 185	15 MAY 1992	KTH Hockey	
5	LYRVALL Erik	D	L	1.94 / 6'4"	100 / 220	26 OCT 1991	Falu IF	
6	JIGMALM Freddie	D	L	1.81 / 5'11"	83 / 183	11 JAN 1988	Lund Giants	
7	JONSSON Daniel	F	R	1.90 / 6'3"	86 / 190	6 JUL 1991	KTH Hockey	
8	PELTONIEMI Fredrik	D	L	1.75 / 5'9"	83 / 183	12 FEB 1991	Hofors HC	
9	BJORK LINDSTROM Victor	F	L	1.85 / 6'1"	80 / 176	24 JUN 1992	LTH Griffins	
10	GRONROS Andre	F	L	1.79 / 5'10"	73 / 161	20 SEP 1994	Kallered SK	
11	ORRSVEDEN Magnus	F	R	1.79 / 5'10"	82 / 181	29 JAN 1995	KTH Hockey	
12	WESTLUND Wiking	D	L	1.86 / 6'1"	84 / 185	29 JUL 1992	KTH Hockey	
14	NYQUIST Oscar	D	L	1.87 / 6'2"	83 / 183	9 JUL 1993	LTH Griffins	
15	ANDERSSON Daniel	F	R	1.80 / 5'11"	80 / 176	8 MAR 1991	Vannas HC	
16	BERGQVIST Stefan	F	L	1.80 / 5'11"	80 / 176	21 AUG 1990	KTH Hockey	
17	SALDEEN Justus	F	R	1.80 / 5'11"	80 / 176	26 APR 1994	LTH Griffins	
18	ORTEVALL Marcus	F	L	1.72 / 5'8"	72 / 159	19 JAN 1995	KTH Hockey	
19	RONNEBACK THOMSON Joachim	F	L	1.90 / 6'3"	92 / 203	27 SEP 1988	KTH Hockey	
20	GRONSKOG Niklas	F	L	1.80 / 5'11"	80 / 176	24 SEP 1990	Trangsunds IF	
23	ROGNE Eric	F	L	1.83 / 6'0"	85 / 187	20 MAR 1992	KTH Hockey	
24	HERTZBERG Tim	D	R	1.90 / 6'3"	87 / 192	18 APR 1994	HC Dalen	
30	HELIN Emil	GK	L	1.87 / 6'2"	90 / 198	28 NOV 1991	KTH Hockey	

Total: 19 players and 3 goalkeepers

Team Officials:

Function	Name	Citizenship	Date of Birth
Head Coach:	TIGER Mats	SWE	25 FEB 1962
Assistant Coach:	SEDIN Johan	SWE	15 OCT 1968

Facts and Figures:

Average age:	22
Average height:	1.84 / 6'1"
Average weight:	85 / 187

NOTE

* Registration date of single players is only shown when different from Initial Registration date

LEGEND

D Defence	F Forward	GK Goalkeeper	L Shoots or catches Left
No Jersey number	Pos Position	R Shoots or catches Right	

Team Officials added

Timing and Results provided by **TISSOT**



Team Roster

REVISED
3 FEB 12:43

As of TUE 3 FEB 2015

Initial Registration 2 FEB 2015 *

USA - United States of America

No	Name	Pos	Shoots/ Catches	Height m / ft in	Weight kg / lbs	Date of Birth	Club	Registration *
1	OLEN Joseph	GK	L	1.82 / 6'0"	77 / 170	12 MAY 1993	University of Illinois Champaign-Urbana	
4	McGOVERN Edward	D	L	1.82 / 6'0"	95 / 209	24 MAY 1993	Arizona State University	
5	SOLORZANO Emmanuel	D	R	1.82 / 6'0"	86 / 190	18 NOV 1991	University of Oklahoma	
7	SCHMIDT Connor	D	R	1.78 / 5'10"	78 / 172	21 OCT 1993	Arizona State University	
8	ZERN Nicholas	D	L	1.90 / 6'3"	93 / 205	7 APR 1991	Minot State University	
9	JOHNSON Bryce	F	R	1.77 / 5'10"	77 / 170	31 AUG 1990	University of Oklahoma	
10	BALENT Bill	F	R	1.72 / 5'8"	79 / 174	11 JUN 1990	Oakland University	
11	KASCSAK John-Paul	F	R	1.82 / 6'0"	88 / 194	27 JAN 1990	Iowa State University	
12	HARRIS Michael	F	L	1.85 / 6'1"	100 / 220	27 FEB 1992	Ohio University	
14	JOSEPH Chris	D	R	1.85 / 6'1"	86 / 190	14 MAY 1991	Stony Brook University	
15	MURPHY Sean	F	R	1.72 / 5'8"	79 / 174	6 APR 1992	Arizona State University	
16	OLEN John	F	L	1.82 / 6'0"	81 / 179	3 DEC 1991	University of Illinois	
17	BURKEMPER Chris	F	L	1.85 / 6'1"	84 / 185	8 JUN 1992	Arizona State University	
18	BODETTE Bobby	F	R	1.77 / 5'10"	86 / 190	10 NOV 1991	Adrian College	
19	BRESLIN Joey	F	L	1.90 / 6'3"	90 / 198	28 APR 1992	Ohio University	
20	HANNON Luke	F	R	1.82 / 6'0"	95 / 209	6 NOV 1990	Liberty University	
21	BENSON Tyler	D	R	1.87 / 6'2"	84 / 185	17 JUL 1990	Ohio University	
22	BELONGER Ryan	F	R	1.77 / 5'10"	79 / 174	5 MAY 1992	Arizona State University	
23	YOUNG Jordan	D	L	1.75 / 5'9"	75 / 165	12 MAY 1992	Arizona State University	
25	BREWSTER Samuel	F	R	1.90 / 6'3"	102 / 225	9 SEP 1991	Stony Brook University	
26	GREENBERG Jordan	F	R	1.80 / 5'11"	86 / 190	30 OCT 1991	University of Oklahoma	
30	COOPER Matt	GK	L	1.82 / 6'0"	84 / 185	28 AUG 1991	Iowa State University	

Total: 20 players and 2 goalkeepers

Team Officials:

Function	Name	Citizenship	Date of Birth
Head Coach:	BALBONI Scott	USA	11 MAR 1974
Assistant Coach:	HOGAN Sean	USA	25 JUN 1978
Assistant Coach:	PHELPS Daniel	USA	23 JUN 1966
General Manager:	MURDOCH Alan	USA	30 APR 1946
Team Leader:	BEVAN Ashley	USA	15 SEP 1972
Equipment Manager:	ELBERTY Maxwell	USA	9 SEP 1993
Team Doctor:	EVANS Douglas	USA	11 MAY 1973
Team Video Coach:	MORAN Brian	USA	21 SEP 1969
Team Staff:	JANCZAK Jennifer	USA	9 MAY 1965

Facts and Figures:

Average age:	23
Average height:	1.82 / 5'11"
Average weight:	86 / 190



NOTE
* Registration date of single players is only shown when different from Initial Registration date

LEGEND							
D	Defence	F	Forward	GK	Goalkeeper	L	Shoots or catches Left
No	Jersey number	Pos	Position	R	Shoots or catches Right		

Team Officials added

Timing and Results provided by **TISSOT**



Game Officials Assignment

As of SAT 14 FEB 2015

G	Teams	Venue	Date	Time	On-ice Officials	Supervisors	Others
1	KAZ - JPN Colour: (blue) (white) Bench: (right) (left)	GSP	TUE 3 FEB	13:30	Ref CAMPBELL M (CAN) SBR FIGUILLEM PEREZ de ROZAS M (ESP) LM LIU R (CHN) LM van GRINSVEN C (BEL) SBL NYQVIST A (SWE)	GS NIEMINEN A (FIN) RS BERTOLOTTI R (SUI)	GJ HIDALGO J (ESP) GJ GARCIA D (ESP) SK MORENO J (ESP) TK TERREN J (ESP)
2	KOR - CAN Colour: (blue) (white) Bench: (right) (left)	GSP	TUE 3 FEB	17:00	Ref BJALKANDER P (SWE) SBR TZIRTZIGANIS T (BEL) LM HEINONEN T (FIN) LM LORENTSEN BAKLI G (NOR) SBL KACEJ L (SVK)	GS MEREDITH F (GBR) RS JALARVO J (FIN)	GJ LUDWIG F (ESP) GJ GARCIA D (ESP) SK MORENO J (ESP) TK TERREN J (ESP)
3	RUS - SWE Colour: (red) (yellow) Bench: (right) (left)	GSP	TUE 3 FEB	20:30	Ref HEIKKINEN L (FIN) SBR HORAK T (CZE) LM PARK JS (KOR) LM VANOOSTEN N (CAN) SBL AMBROSETTI F (SUI)	GS GONZALEZ F (ESP) RS BERTOLOTTI R (SUI)	GJ LUDWIG F (ESP) GJ GARCIA D (ESP) SK MORENO J (ESP) TK TERREN J (ESP)
4	SVK - CZE Colour: (blue) (white) Bench: (right) (left)	GSP	WED 4 FEB	13:30	Ref ANSONS A (LAT) SBR OSKIRKO I (RUS) LM HEINONEN T (FIN) LM NYQVIST A (SWE) SBL TROBAJO NAVARRO C (ESP)	GS GONZALEZ F (ESP) RS BERTOLOTTI R (SUI)	GJ LOPEZ F (ESP) GJ PUCHE M (ESP) SK MORENO J (ESP) TK TERREN J (ESP)
5	CHN - ESP Colour: (white) (black) Bench: (right) (left)	GSP	WED 4 FEB	20:30	Ref TZIRTZIGANIS T (BEL) SBR CAMPBELL M (CAN) LM AMBROSETTI F (SUI) LM KACEJ L (SVK) SBL ICHIKAWA S (JPN)	GS MEREDITH F (GBR) RS JALARVO J (FIN)	GJ van GRINSVEN C (BEL) GJ LIU R (CHN) SK MORENO J (ESP) TK TERREN J (ESP)
6	RUS - KOR Colour: (red) (white) Bench: (right) (left)	GSP	THU 5 FEB	13:30	Ref FIGUILLEM PEREZ de ROZAS M (ESP) SBR BJALKANDER P (SWE) LM ICHIKAWA S (JPN) LM TROBAJO NAVARRO C (ESP) SBL LIU R (CHN)	GS NIEMINEN A (FIN) RS JALARVO J (FIN)	GJ PUCHE M (ESP) GJ LOPEZ F (ESP) SK MORENO J (ESP) TK TERREN J (ESP)
7	CAN - SWE Colour: (red) (yellow) Bench: (right) (left)	GSP	THU 5 FEB	17:00	Ref OSKIRKO I (RUS) SBR HEIKKINEN L (FIN) LM LORENTSEN BAKLI G (NOR) LM van GRINSVEN C (BEL) SBL KACEJ L (SVK)	GS NIEMINEN A (FIN) RS BERTOLOTTI R (SUI)	GJ GARCIA D (ESP) GJ TOLEDO D (ESP) SK MORENO J (ESP) TK TERREN J (ESP)
8	USA - JPN Colour: (white) (black) Bench: (right) (left)	GSP	THU 5 FEB	20:30	Ref HORAK T (CZE) SBR ANSONS A (LAT) LM PARK JS (KOR) LM TROFIMOV D (KAZ) SBL VANOOSTEN N (CAN)	GS MEREDITH F (GBR) RS JALARVO J (FIN)	GJ GARCIA D (ESP) GJ TOLEDO D (ESP) SK MORENO J (ESP) TK TERREN J (ESP)



G	Teams	Venue	Date	Time	On-ice Officials	Supervisors	Others
9	ESP - CZE Colour: (black) (white) Bench: (right) (left)	GSP	FRI 6 FEB	17:00	Ref CAMPBELL M (CAN) SBR TZIRTZIGANIS T (BEL) LM LIU R (CHN) LM VANOOSTEN N (CAN) SBL PARK JS (KOR)	GS MEREDITH F (GBR) RS JALARVO J (FIN)	GJ HEINONEN T (FIN) GJ ICHIKAWA S (JPN) SK MORENO J (ESP) TK TERREN J (ESP)
10	SVK - CHN Colour: (blue) (white) Bench: (right) (left)	GSP	FRI 6 FEB	20:30	Ref BJALKANDER P (SWE) SBR PIGUILLEM PEREZ de ROZAS M (ESP) LM AMBROSETTI F (SUI) LM TROFIMOV D (KAZ) SBL LORENTSEN BAKLI G (NOR)	GS MEREDITH F (GBR) RS BERTOLOTTI R (SUI)	GJ GARCIA D (ESP) GJ LUDWIG F (ESP) SK MORENO J (ESP) TK TERREN J (ESP)
11	SWE - KOR Colour: (yellow) (blue) Bench: (right) (left)	GSP	SAT 7 FEB	13:30	Ref TZIRTZIGANIS T (BEL) SBR CAMPBELL M (CAN) LM KACEJ L (SVK) LM TROBAJO NAVARRO C (ESP) SBL van GRINSVEN C (BEL)	GS KARLSSON L (SWE) RS BERTOLOTTI R (SUI)	GJ LOPEZ F (ESP) GJ SOTO R (ESP) SK MORENO J (ESP) TK TERREN J (ESP)
12	CAN - RUS Colour: (white) (red) Bench: (right) (left)	GSP	SAT 7 FEB	17:00	Ref ANSONS A (LAT) SBR BJALKANDER P (SWE) LM ICHIKAWA S (JPN) LM NYQVIST A (SWE) SBL TROFIMOV D (KAZ)	GS MEREDITH F (GBR) RS JALARVO J (FIN)	GJ GARCIA D (ESP) GJ LUDWIG F (ESP) SK MORENO J (ESP) TK TERREN J (ESP)
13	KAZ - USA Colour: (blue) (white) Bench: (right) (left)	GSP	SAT 7 FEB	20:30	Ref HEIKKINEN L (FIN) SBR OSKIRKO I (RUS) LM LORENTSEN BAKLI G (NOR) LM PARK JS (KOR) SBL AMBROSETTI F (SUI)	GS NIEMINEN A (FIN) RS BERTOLOTTI R (SUI)	GJ GARCIA D (ESP) GJ LUDWIG F (ESP) SK MORENO J (ESP) TK TERREN J (ESP)
14	CZE - CHN Colour: (white) (blue) Bench: (right) (left)	GSP	SUN 8 FEB	17:00	Ref PIGUILLEM PEREZ de ROZAS M (ESP) SBR ANSONS A (LAT) LM AMBROSETTI F (SUI) LM VANOOSTEN N (CAN) SBL NYQVIST A (SWE)	GS GONZALEZ F (ESP) RS BERTOLOTTI R (SUI)	GJ LUDWIG F (ESP) GJ GARCIA D (ESP) SK MORENO J (ESP) TK TERREN J (ESP)
15	ESP - SVK Colour: (black) (white) Bench: (right) (left)	GSP	SUN 8 FEB	20:30	Ref OSKIRKO I (RUS) SBR HORAK T (CZE) LM HEINONEN T (FIN) LM LIU R (CHN) SBL ICHIKAWA S (JPN)	GS NIEMINEN A (FIN) RS JALARVO J (FIN)	GJ PARK JS (KOR) GJ KACEJ L (SVK) SK MORENO J (ESP) TK TERREN J (ESP)
16	JPN - CHN Colour: (black) (white) Bench: (right) (left)	GSP	TUE 10 FEB	13:30	Ref BJALKANDER P (SWE) SBR TZIRTZIGANIS T (BEL) LM NYQVIST A (SWE) LM TROBAJO NAVARRO C (ESP) SBL PARK JS (KOR)	GS NIEMINEN A (FIN) RS JALARVO J (FIN)	GJ LUDWIG F (ESP) GJ GARCIA D (ESP) SK MORENO J (ESP) TK TERREN J (ESP)
17	ESP - KOR Colour: (black) (white) Bench: (right) (left)	GSP	TUE 10 FEB	20:30	Ref HORAK T (CZE) SBR ANSONS A (LAT) LM ICHIKAWA S (JPN) LM van GRINSVEN C (BEL) SBL VANOOSTEN N (CAN)	GS GONZALEZ F (ESP) RS BERTOLOTTI R (SUI)	GJ AMBROSETTI F (SUI) GJ LIU R (CHN) SK MORENO J (ESP) TK TERREN J (ESP)




G	Teams	Venue	Date	Time	On-ice Officials	Supervisors	Others
18	USA - SWE Colour: (white) (blue) Bench: (right) (left)	GSP	TUE 10 FEB	17:00	Ref CAMPBELL M (CAN) SBR HEIKKINEN L (FIN) LM KACEJ L (SVK) LM LORENTSEN BAKLI G (NOR) SBL HEINONEN T (FIN)	GS NIEMINEN A (FIN) RS JALARVO J (FIN)	GJ LUDWIG F (ESP) GJ GARCIA D (ESP) SK MORENO J (ESP) TK TERREN J (ESP)
19	RUS - SVK Colour: (red) (white) Bench: (right) (left)	GSP	WED 11 FEB	13:30	Ref BJALKANDER P (SWE) Ref HEIKKINEN L (FIN) LM AMBROSETTI F (SUI) LM VANOOSTEN N (CAN) SBL van GRINSVEN C (BEL)	GS NIEMINEN A (FIN) RS BERTOLOTTI R (SUI)	GJ GARCIA D (ESP) GJ LUDWIG F (ESP) SK MORENO J (ESP) TK TERREN J (ESP)
20	CZE - KOR Colour: (white) (blue) Bench: (right) (left)	GSP	WED 11 FEB	17:00	Ref CAMPBELL M (CAN) Ref TZIRTZIGANIS T (BEL) LM ICHIKAWA S (JPN) LM TROBAJO NAVARRO C (ESP) SBL LORENTSEN BAKLI G (NOR)	GS MEREDITH F (GBR) RS JALARVO J (FIN)	GJ GARCIA D (ESP) GJ PUCHE M (ESP) SK MORENO J (ESP) TK TERREN J (ESP)
21	CAN - USA Colour: (red) (white) Bench: (right) (left)	GSP	WED 11 FEB	20:30	Ref ANSONS A (LAT) Ref OSKIRKO I (RUS) LM HEINONEN T (FIN) LM NYQVIST A (SWE) SBL LORENTSEN BAKLI G (NOR)	GS MEREDITH F (GBR) RS JALARVO J (FIN)	GJ GARCIA D (ESP) GJ SOTO M (ESP) SK MORENO J (ESP) TK TERREN J (ESP)
22	KAZ - JPN Colour: (blue) (white) Bench: (right) (left)	MUP	WED 11 FEB	21:15	Ref HEIKKINEN L (FIN) Ref HORAK T (CZE) LM LIU R (CHN) LM PARK JS (KOR) SBL KACEJ L (SVK)	GS GONZALEZ F (ESP) RS BERTOLOTTI R (SUI)	GJ DEGAYON N (ESP) GJ CAPARROS R (ESP) SK CREUS R (ESP) TK COSP D (ESP)
23	SWE - ESP Colour: (yellow) (black) Bench: (right) (left)	GSP	THU 12 FEB	13:30	Ref HORAK T (CZE) SBR CAMPBELL M (CAN) LM KACEJ L (SVK) LM van GRINSVEN C (BEL) SBL PARK JS (KOR)	GS MEREDITH F (GBR) RS JALARVO J (FIN)	GJ NYQVIST A (SWE) GJ VANOOSTEN N (CAN) SK MORENO J (ESP) TK TERREN J (ESP)
24	SVK - USA Colour: (blue) (white) Bench: (left) (right)	MUP	THU 12 FEB	17:00	Ref OSKIRKO I (RUS) SBR BJALKANDER P (SWE) LM AMBROSETTI F (SUI) LM LIU R (CHN) SBL ICHIKAWA S (JPN)	GS NIEMINEN A (FIN) RS BERTOLOTTI R (SUI)	GJ GARCIA D (ESP) GJ LUDWIG F (ESP) SK MORENO J (ESP) TK TERREN J (ESP)
25	JPN - KOR Colour: (black) (white) Bench: (left) (right)	MUP	THU 12 FEB	20:30	Ref PIGUILLEM PEREZ de ROZAS M (ESP) SBR HEIKKINEN L (FIN) LM LORENTSEN BAKLI G (NOR) LM TROBAJO NAVARRO C (ESP) SBL HEINONEN T (FIN)	GS GONZALEZ F (ESP) RS JALARVO J (FIN)	GJ GARCIA D (ESP) GJ LUDWIG F (ESP) SK MORENO J (ESP) TK TERREN J (ESP)
26	ESP - CHN Colour: (black) (white) Bench: (right) (left)	GSP	FRI 13 FEB	13:30	Ref ANSONS A (LAT) LM ICHIKAWA S (JPN) LM PARK JS (KOR)	GS MEREDITH F (GBR) RS BERTOLOTTI R (SUI)	GJ KACEJ L (SVK) GJ LORENTSEN BAKLI G (NOR) SK MORENO J (ESP) TK TERREN J (ESP)



G	Teams	Venue	Date	Time	On-ice Officials	Supervisors	Others
27	CAN - RUS Colour: (red) (white) Bench: (right) (left)	GSP	FRI 13 FEB	17:00	Ref BJALKANDER P (SWE) Ref HEIKKINEN L (FIN) SBR TZIRTZIGANIS T (BEL) LM HEINONEN T (FIN) LM NYQVIST A (SWE) SBL KACEJ L (SVK)	GS MEREDITH F (GBR) RS BERTOLOTTI R (SUI)	GJ PUCHE M (ESP) GJ TOLEDO D (ESP) SK MORENO J (ESP) TK TERREN J (ESP)
28	USA - KOR Colour: (blue) (white) Bench: (left) (right)	MUP	FRI 13 FEB	17:00	Ref FIGUILLEM PEREZ de ROZAS M (ESP) LM LIU R (CHN) LM van GRINSVEN C (BEL)	GS NIEMINEN A (FIN) RS JALARVO J (FIN)	GJ SANCHEZ A GJ GARCIA L SK CREUS R (ESP) TK COSP D (ESP)
29	CZE - KAZ Colour: (white) (blue) Bench: (right) (left)	GSP	FRI 13 FEB	20:30	Ref CAMPBELL M (CAN) Ref OSKIRKO I (RUS) SBR TZIRTZIGANIS T (BEL) LM AMBROSETTI F (SUI) LM VANOOSTEN N (CAN)	GS GONZALEZ F (ESP) RS JALARVO J (FIN)	GJ GARCIA D (ESP) GJ PUCHE M (ESP) SK MORENO J (ESP) TK TERREN J (ESP)
30	SVK - JPN Colour: (white) (black) Bench: (left) (right)	MUP	FRI 13 FEB	20:30	Ref HORAK T (CZE) LM LORENTSEN BAKLI G (NOR) LM TROBAJO NAVARRO C (ESP)	GS NIEMINEN A (FIN) RS BERTOLOTTI R (SUI)	GJ DEGAYON N (ESP) GJ CAPARROS R (ESP) SK CREUS R (ESP) TK COSP D (ESP)
31	CHN - SWE Colour: (blue) (yellow) Bench: (left) (right)	MUP	SAT 14 FEB	11:00	Ref TZIRTZIGANIS T (BEL) SBR FIGUILLEM PEREZ de ROZAS M (ESP) LM KACEJ L (SVK) LM van GRINSVEN C (BEL) SBL TROBAJO NAVARRO C (ESP)	GS NIEMINEN A (FIN) RS BERTOLOTTI R (SUI)	GJ SANCHEZ A GJ GARCIA L SK CREUS R (ESP) TK COSP D (ESP)
32	CAN - CZE Colour: (white) (red) Bench: (right) (left)	GSP	SAT 14 FEB	12:00	Ref ANSONS A (LAT) Ref OSKIRKO I (RUS) SBR BJALKANDER P (SWE) LM LORENTSEN BAKLI G (NOR) LM PARK JS (KOR) SBL ICHIKAWA S (JPN)	GS MEREDITH F (GBR) RS JALARVO J (FIN)	GJ GARCIA D (ESP) GJ LOPEZ F (ESP) SK MORENO J (ESP) TK TERREN J (ESP)
33	KAZ - RUS Colour: (blue) (white) Bench: (right) (left)	GSP	SAT 14 FEB	16:00	Ref CAMPBELL M (CAN) Ref HEIKKINEN L (FIN) SBR BJALKANDER P (SWE) LM NYQVIST A (SWE) LM VANOOSTEN N (CAN) SBL HEINONEN T (FIN)	GS MEREDITH F (GBR) RS BERTOLOTTI R (SUI)	GJ GARCIA D (ESP) GJ LOPEZ F (ESP) SK MORENO J (ESP) TK TERREN J (ESP)

LEGEND

G	Game number	GJ	Goal judge	GS	Game supervisor	GSP	Granada Sport Palace
LM	Linesman	MUP	Mulhacen Pavilion	Ref	Referee	RS	Referee supervisor
SBL	Standby linesman	SBR	Standby referee	SK	Scorekeeper	TK	Timekeeper

Timing and Results provided by  TISSOT



Tournament Progress

As of SUN 8 FEB 2015

Game	Group	Date	Time	Teams	Results	1	2	3	OT	GWS	Venue
1	C	TUE 3 FEB	13:30	KAZ - JPN	3 - 2	0 - 0	2 - 1	1 - 1			Granada Sport Palace
2	B	TUE 3 FEB	17:00	KOR - CAN	1 - 11	1 - 1	0 - 4	0 - 6			Granada Sport Palace
3	B	TUE 3 FEB	20:30	RUS - SWE	5 - 1	2 - 0	1 - 1	2 - 0			Granada Sport Palace
4	A	WED 4 FEB	13:30	SVK - CZE	3 - 6	1 - 3	0 - 2	2 - 1			Granada Sport Palace
5	A	WED 4 FEB	20:30	CHN - ESP	0 - 8	0 - 1	0 - 2	0 - 5			Granada Sport Palace
6	B	THU 5 FEB	13:30	RUS - KOR	13 - 0	5 - 0	4 - 0	4 - 0			Granada Sport Palace
7	B	THU 5 FEB	17:00	CAN - SWE	7 - 0	3 - 0	1 - 0	3 - 0			Granada Sport Palace
8	C	THU 5 FEB	20:30	USA - JPN	2 - 3	0 - 0	0 - 1	2 - 2			Granada Sport Palace
9	A	FRI 6 FEB	17:00	ESP - CZE	2 - 5	0 - 1	0 - 4	2 - 0			Granada Sport Palace
10	A	FRI 6 FEB	20:30	SVK - CHN	13 - 1	3 - 0	5 - 1	5 - 0			Granada Sport Palace
11	B	SAT 7 FEB	13:30	SWE - KOR	5 - 4	2 - 0	0 - 2	2 - 2	0 - 0	1 - 0	Granada Sport Palace
12	B	SAT 7 FEB	17:00	CAN - RUS	5 - 3	0 - 2	3 - 1	2 - 0			Granada Sport Palace
13	C	SAT 7 FEB	20:30	KAZ - USA	2 - 3	0 - 1	1 - 1	1 - 0	0 - 0	0 - 1	Granada Sport Palace
14	A	SUN 8 FEB	17:00	CZE - CHN	9 - 0	1 - 0	3 - 0	5 - 0			Granada Sport Palace
15	A	SUN 8 FEB	20:30	ESP - SVK	2 - 5	1 - 1	0 - 3	1 - 1			Granada Sport Palace

Group A

Rank (GR)	Team	GP	W	OTW	OTL	L	GDF	GF : GA	PTS
1	CZE	3	3	0	0	0	+15	20 : 5	9
2	SVK	3	2	0	0	1	+12	21 : 9	6
3	ESP	3	1	0	0	2	+2	12 : 10	3
4	CHN	3	0	0	0	3	-29	1 : 30	0

Group B

Rank (GR)	Team	GP	W	OTW	OTL	L	GDF	GF : GA	PTS
1	CAN	3	3	0	0	0	+19	23 : 4	9
2	RUS	3	2	0	0	1	+15	21 : 6	6
3	SWE	3	0	1	0	2	-10	6 : 16	2
4	KOR	3	0	0	1	2	-24	5 : 29	1

Group C

Rank (GR)	Team	GP	W	OTW	OTL	L	GDF	GF : GA	PTS
1	KAZ	2	1	0	1	0	0	5 : 5	4
2	JPN	2	1	0	0	1	0	5 : 5	3
3	USA	2	0	1	0	1	0	5 : 5	2

Preliminary Round Combined Ranking

Rank	Team	GR	PTS/GP	GDF	GF	TS
1S	CAN	1	3	+19	23	2
2S	CZE	1	3	+15	20	7
3S	KAZ	1	2	0	5	3
4S	RUS	2	2	+15	21	4
5S	SVK	2	2	+12	21	6
6S	JPN	2	1.5	0	5	9
7S	ESP	3	1	+2	12	1
8S	USA	3	1	0	5	5
9S	SWE	3	0.6	-10	6	8
10S	KOR	4	0.3	-24	5	10
11S	CHN	4	0	-29	1	11

NOTE

Rank within each group (GR) is based on points. For tie-break rules and explanation of the criteria for final standings at the completion of the preliminary round see 'Competition Format and Rules'.

LEGEND

1 1st period	2 2nd period	3 3rd period	GA Goals against	GDF Goal difference
GF Goals for	GP Games played	GR Group rank	GWS Game winning shot	L Losses
nD Final rank for preliminary round	OT Overtime	OTL Overtime loss	OTW Overtime win	PTS Points
TS Tournament seeding	W Wins	PTS/GP Average points per game		

Timing and Results provided by **TISSOT**



Tournament Progress

As of SAT 14 FEB 2015

Qualifications	Quarterfinals	Semifinals	Finals
	RUS 7 Game #19 FEB 11 13:30 SVK 0	RUS 3	RUS 3
	CAN 4 Game #21 FEB 11 20:30 USA 0	CAN 2	RUS 3
USA 4 Game #18 FEB 10 17:00 SWE 1			RUS 3
ESP 3 Game #17 FEB 10 20:30 KOR 4	CZE 12 Game #20 FEB 11 17:00 KOR 0	CZE 1	RUS 3
JPN 12 Game #16 FEB 10 13:30 CHN 3	KAZ 4 Game #22 FEB 11 21:15 JPN 1	KAZ 2	RUS 3
			Game #33 FEB 14 16:00 Gold Medal Game
			RUS 3
			Game #29 FEB 13 20:30
			KAZ 1
			Game #32 FEB 14 12:00 Bronze Medal Game
			CAN 6
			CAN 6
			CZE 2

Final Ranking

- Gold** Russian Federation
- Silver** Kazakhstan
- Bronze** Canada
- 4 Czech Republic
- 5 Slovakia
- 6 Japan
- 7 United States of America
- 8 Republic of Korea
- 9 Sweden
- 10 Spain
- 11 China P.R.

Classifications

USA 4 Game #24 FEB 12 17:00 SVK 5	SVK 8	
JPN 4 Game #25 FEB 12 20:30 KOR 1	JPN 3	SVK 8
		USA 8
		USA 8
		KOR 3

Game	Round	Date	Time	Teams	Results	1	2	3	OT	GWS	Venue
16	QP	TUE 10	FEB 13:30	JPN - CHN	12 - 3	4 - 2	1 - 1	7 - 0			Granada Sport Palace
17	QP	TUE 10	FEB 20:30	ESP - KOR	3 - 4	1 - 3	1 - 0	1 - 1			Granada Sport Palace
18	QP	TUE 10	FEB 17:00	USA - SWE	4 - 1	0 - 0	1 - 1	3 - 0			Granada Sport Palace
19	QF	WED 11	FEB 13:30	RUS - SVK	7 - 0	3 - 0	0 - 0	4 - 0			Granada Sport Palace
20	QF	WED 11	FEB 17:00	CZE - KOR	12 - 0	5 - 0	4 - 0	3 - 0			Granada Sport Palace
21	QF	WED 11	FEB 20:30	CAN - USA	4 - 0	2 - 0	0 - 0	2 - 0			Granada Sport Palace
22	QF	WED 11	FEB 21:15	KAZ - JPN	4 - 1	2 - 0	0 - 1	2 - 0			Mulhacen Pavilion
24	CL	THU 12	FEB 17:00	SVK - USA	5 - 4	4 - 1	0 - 2	0 - 1	0 - 0	1 - 0	Mulhacen Pavilion
25	CL	THU 12	FEB 20:30	JPN - KOR	4 - 1	1 - 1	0 - 0	3 - 0			Mulhacen Pavilion
27	SF	FRI 13	FEB 17:00	CAN - RUS	2 - 3	0 - 1	1 - 0	1 - 1	0 - 0	0 - 1	Granada Sport Palace
28	CL	FRI 13	FEB 17:00	USA - KOR	8 - 3	1 - 1	4 - 0	3 - 2			Mulhacen Pavilion
29	SF	FRI 13	FEB 20:30	CZE - KAZ	1 - 2	0 - 1	0 - 1	1 - 0			Granada Sport Palace


Timing and Results provided by **TISSOT**



Game	Round	Date	Time	Teams	Results	1	2	3	OT	GWS	Venue
30	CL	FRI 13 FEB	20:30	SVK - JPN	8 - 3	2 - 1	1 - 1	5 - 1			Mulhacen Pavilion
32	BMG	SAT 14 FEB	12:00	CAN - CZE	6 - 2	2 - 0	0 - 1	4 - 1			Granada Sport Palace
33	GMG	SAT 14 FEB	16:00	KAZ - RUS	1 - 3	0 - 2	0 - 1	1 - 0			Granada Sport Palace

LEGEND

1	1st period	2	2nd period	3	3rd period	BMG	Bronze Medal Game
GMG	Gold Medal Game	GWS	Game Winning Shot	OT	Overtime	QF	Quarterfinals
QP	Qualification Play-off	SF	Semifinals				

Timing and Results provided by  **TISSOT**



Game Results by Team

As of SAT 14 FEB 2015

CAN - Canada

Game	Date	Time	Phase	Teams	Results	1	2	3	OT	GWS	Venue
2	TUE 3	FEB 17:00	Gp B	KOR - CAN	1 - 11	1 - 1	0 - 4	0 - 6			Granada Sport Palace
7	THU 5	FEB 17:00	Gp B	CAN - SWE	7 - 0	3 - 0	1 - 0	3 - 0			Granada Sport Palace
12	SAT 7	FEB 17:00	Gp B	CAN - RUS	5 - 3	0 - 2	3 - 1	2 - 0			Granada Sport Palace
21	WED 11	FEB 20:30	QF	CAN - USA	4 - 0	2 - 0	0 - 0	2 - 0			Granada Sport Palace
27	FRI 13	FEB 17:00	SF	CAN - RUS	2 - 3	0 - 1	1 - 0	1 - 1	0 - 0	0 - 1	Granada Sport Palace
32	SAT 14	FEB 12:00	BMG	CAN - CZE	6 - 2	2 - 0	0 - 1	4 - 1			Granada Sport Palace

CHN - China P.R.

Game	Date	Time	Phase	Teams	Results	1	2	3	OT	GWS	Venue
5	WED 4	FEB 20:30	Gp A	CHN - ESP	0 - 8	0 - 1	0 - 2	0 - 5			Granada Sport Palace
10	FRI 6	FEB 20:30	Gp A	SVK - CHN	13 - 1	3 - 0	5 - 1	5 - 0			Granada Sport Palace
14	SUN 8	FEB 17:00	Gp A	CZE - CHN	9 - 0	1 - 0	3 - 0	5 - 0			Granada Sport Palace
16	TUE 10	FEB 13:30	QP	JPN - CHN	12 - 3	4 - 2	1 - 1	7 - 0			Granada Sport Palace
26	FRI 13	FEB 13:30	Gp D	ESP - CHN	8 - 2	1 - 0	4 - 1	3 - 1			Granada Sport Palace
31	SAT 14	FEB 11:00	Gp D	CHN - SWE	0 - 4	0 - 2	0 - 0	0 - 2			Mulhacen Pavilion

CZE - Czech Republic

Game	Date	Time	Phase	Teams	Results	1	2	3	OT	GWS	Venue
4	WED 4	FEB 13:30	Gp A	SVK - CZE	3 - 6	1 - 3	0 - 2	2 - 1			Granada Sport Palace
9	FRI 6	FEB 17:00	Gp A	ESP - CZE	2 - 5	0 - 1	0 - 4	2 - 0			Granada Sport Palace
14	SUN 8	FEB 17:00	Gp A	CZE - CHN	9 - 0	1 - 0	3 - 0	5 - 0			Granada Sport Palace
20	WED 11	FEB 17:00	QF	CZE - KOR	12 - 0	5 - 0	4 - 0	3 - 0			Granada Sport Palace
29	FRI 13	FEB 20:30	SF	CZE - KAZ	1 - 2	0 - 1	0 - 1	1 - 0			Granada Sport Palace
32	SAT 14	FEB 12:00	BMG	CAN - CZE	6 - 2	2 - 0	0 - 1	4 - 1			Granada Sport Palace

ESP - Spain

Game	Date	Time	Phase	Teams	Results	1	2	3	OT	GWS	Venue
5	WED 4	FEB 20:30	Gp A	CHN - ESP	0 - 8	0 - 1	0 - 2	0 - 5			Granada Sport Palace
9	FRI 6	FEB 17:00	Gp A	ESP - CZE	2 - 5	0 - 1	0 - 4	2 - 0			Granada Sport Palace
15	SUN 8	FEB 20:30	Gp A	ESP - SVK	2 - 5	1 - 1	0 - 3	1 - 1			Granada Sport Palace
17	TUE 10	FEB 20:30	QP	ESP - KOR	3 - 4	1 - 3	1 - 0	1 - 1			Granada Sport Palace
23	THU 12	FEB 13:30	Gp D	SWE - ESP	5 - 1	2 - 1	3 - 0	0 - 0			Granada Sport Palace
26	FRI 13	FEB 13:30	Gp D	ESP - CHN	8 - 2	1 - 0	4 - 1	3 - 1			Granada Sport Palace

JPN - Japan

Game	Date	Time	Phase	Teams	Results	1	2	3	OT	GWS	Venue
1	TUE 3	FEB 13:30	Gp C	KAZ - JPN	3 - 2	0 - 0	2 - 1	1 - 1			Granada Sport Palace
8	THU 5	FEB 20:30	Gp C	USA - JPN	2 - 3	0 - 0	0 - 1	2 - 2			Granada Sport Palace
16	TUE 10	FEB 13:30	QP	JPN - CHN	12 - 3	4 - 2	1 - 1	7 - 0			Granada Sport Palace
22	WED 11	FEB 21:15	QF	KAZ - JPN	4 - 1	2 - 0	0 - 1	2 - 0			Mulhacen Pavilion
25	THU 12	FEB 20:30	CL	JPN - KOR	4 - 1	1 - 1	0 - 0	3 - 0			Mulhacen Pavilion
30	FRI 13	FEB 20:30	C5-6	SVK - JPN	8 - 3	2 - 1	1 - 1	5 - 1			Mulhacen Pavilion

KAZ - Kazakhstan

Game	Date	Time	Phase	Teams	Results	1	2	3	OT	GWS	Venue
1	TUE 3	FEB 13:30	Gp C	KAZ - JPN	3 - 2	0 - 0	2 - 1	1 - 1			Granada Sport Palace
13	SAT 7	FEB 20:30	Gp C	KAZ - USA	2 - 3	0 - 1	1 - 1	1 - 0	0 - 0	0 - 1	Granada Sport Palace
22	WED 11	FEB 21:15	QF	KAZ - JPN	4 - 1	2 - 0	0 - 1	2 - 0			Mulhacen Pavilion
29	FRI 13	FEB 20:30	SF	CZE - KAZ	1 - 2	0 - 1	0 - 1	1 - 0			Granada Sport Palace
33	SAT 14	FEB 16:00	GMG	KAZ - RUS	1 - 3	0 - 2	0 - 1	1 - 0			Granada Sport Palace



KOR - Republic of Korea

Game	Date	Time	Phase	Teams	Results	1	2	3	OT	GWS	Venue
2	TUE 3	FEB 17:00	Gp B	KOR - CAN	1 - 11	1 - 1	0 - 4	0 - 6			Granada Sport Palace
6	THU 5	FEB 13:30	Gp B	RUS - KOR	13 - 0	5 - 0	4 - 0	4 - 0			Granada Sport Palace
11	SAT 7	FEB 13:30	Gp B	SWE - KOR	5 - 4	2 - 0	0 - 2	2 - 2	0 - 0	1 - 0	Granada Sport Palace
17	TUE 10	FEB 20:30	QP	ESP - KOR	3 - 4	1 - 3	1 - 0	1 - 1			Granada Sport Palace
20	WED 11	FEB 17:00	QF	CZE - KOR	12 - 0	5 - 0	4 - 0	3 - 0			Granada Sport Palace
25	THU 12	FEB 20:30	CL	JPN - KOR	4 - 1	1 - 1	0 - 0	3 - 0			Mulhacen Pavilion
28	FRI 13	FEB 17:00	C7-8	USA - KOR	8 - 3	1 - 1	4 - 0	3 - 2			Mulhacen Pavilion

RUS - Russian Federation

Game	Date	Time	Phase	Teams	Results	1	2	3	OT	GWS	Venue
3	TUE 3	FEB 20:30	Gp B	RUS - SWE	5 - 1	2 - 0	1 - 1	2 - 0			Granada Sport Palace
6	THU 5	FEB 13:30	Gp B	RUS - KOR	13 - 0	5 - 0	4 - 0	4 - 0			Granada Sport Palace
12	SAT 7	FEB 17:00	Gp B	CAN - RUS	5 - 3	0 - 2	3 - 1	2 - 0			Granada Sport Palace
19	WED 11	FEB 13:30	QF	RUS - SVK	7 - 0	3 - 0	0 - 0	4 - 0			Granada Sport Palace
27	FRI 13	FEB 17:00	SF	CAN - RUS	2 - 3	0 - 1	1 - 0	1 - 1	0 - 0	0 - 1	Granada Sport Palace
33	SAT 14	FEB 16:00	GMG	KAZ - RUS	1 - 3	0 - 2	0 - 1	1 - 0			Granada Sport Palace

SVK - Slovakia

Game	Date	Time	Phase	Teams	Results	1	2	3	OT	GWS	Venue
4	WED 4	FEB 13:30	Gp A	SVK - CZE	3 - 6	1 - 3	0 - 2	2 - 1			Granada Sport Palace
10	FRI 6	FEB 20:30	Gp A	SVK - CHN	13 - 1	3 - 0	5 - 1	5 - 0			Granada Sport Palace
15	SUN 8	FEB 20:30	Gp A	ESP - SVK	2 - 5	1 - 1	0 - 3	1 - 1			Granada Sport Palace
19	WED 11	FEB 13:30	QF	RUS - SVK	7 - 0	3 - 0	0 - 0	4 - 0			Granada Sport Palace
24	THU 12	FEB 17:00	CL	SVK - USA	5 - 4	4 - 1	0 - 2	0 - 1	0 - 0	1 - 0	Mulhacen Pavilion
30	FRI 13	FEB 20:30	C5-6	SVK - JPN	8 - 3	2 - 1	1 - 1	5 - 1			Mulhacen Pavilion

SWE - Sweden


Game	Date	Time	Phase	Teams	Results	1	2	3	OT	GWS	Venue
3	TUE 3	FEB 20:30	Gp B	RUS - SWE	5 - 1	2 - 0	1 - 1	2 - 0			Granada Sport Palace
7	THU 5	FEB 17:00	Gp B	CAN - SWE	7 - 0	3 - 0	1 - 0	3 - 0			Granada Sport Palace
11	SAT 7	FEB 13:30	Gp B	SWE - KOR	5 - 4	2 - 0	0 - 2	2 - 2	0 - 0	1 - 0	Granada Sport Palace
18	TUE 10	FEB 17:00	QP	USA - SWE	4 - 1	0 - 0	1 - 1	3 - 0			Granada Sport Palace
23	THU 12	FEB 13:30	Gp D	SWE - ESP	5 - 1	2 - 1	3 - 0	0 - 0			Granada Sport Palace
31	SAT 14	FEB 11:00	Gp D	CHN - SWE	0 - 4	0 - 2	0 - 0	0 - 2			Mulhacen Pavilion

USA - United States of America

Game	Date	Time	Phase	Teams	Results	1	2	3	OT	GWS	Venue
8	THU 5	FEB 20:30	Gp C	USA - JPN	2 - 3	0 - 0	0 - 1	2 - 2			Granada Sport Palace
13	SAT 7	FEB 20:30	Gp C	KAZ - USA	2 - 3	0 - 1	1 - 1	1 - 0	0 - 0	0 - 1	Granada Sport Palace
18	TUE 10	FEB 17:00	QP	USA - SWE	4 - 1	0 - 0	1 - 1	3 - 0			Granada Sport Palace
21	WED 11	FEB 20:30	QF	CAN - USA	4 - 0	2 - 0	0 - 0	2 - 0			Granada Sport Palace
24	THU 12	FEB 17:00	CL	SVK - USA	5 - 4	4 - 1	0 - 2	0 - 1	0 - 0	1 - 0	Mulhacen Pavilion
28	FRI 13	FEB 17:00	C7-8	USA - KOR	8 - 3	1 - 1	4 - 0	3 - 2			Mulhacen Pavilion

LEGEND

BMG	Bronze Medal Game	GMG	Gold Medal Game	Gp	Group	GWS	Game Winning Shots
OT	Overtime	QF	Quarterfinals	QP	Qualification Play-off	SF	Semifinals

Timing and Results provided by  TISSOT



Player Statistics by Team

As of SAT 14 FEB 2015

Including Game #32

CAN - Canada

Playing Statistics

No	Name	Pos	GP	G	A	PTS	PIM	+/-	GWG	PPG	SHG	SOG	SG%
1	LAZARUK Kristopher Robert	GK	5	0	0	0	0		0	0	0	0	0.00
3	DELAHEY Matthew Kenneth	D	6	0	1	1	10	+7	0	0	0	4	0.00
4	CURRAN Kodie James	D	6	0	4	4	6	+3	0	0	0	13	0.00
5	PAULSEN Luke Eric	D	6	0	4	4	0	+5	0	0	0	6	0.00
6	McFAULL Kendall	D	6	0	2	2	8	+10	0	0	0	12	0.00
7	MAXWELL Stanley Mitchell	F	6	2	4	6	4	+7	0	0	0	9	22.22
8	MANNING Neil Alton	D	6	1	3	4	0	+4	1	0	0	13	7.69
9	PEARCE Elgin James Milton	F	6	2	1	3	2	+6	0	0	0	14	14.29
10	COLLINS Christopher James	F	6	5	3	8	2	+4	1	2	0	16	31.25
11	REDDICK Kruse Allan	F	6	5	3	8	4	+6	1	1	0	19	26.32
12	HICKMOTT Jordan Lindsay	F	6	3	2	5	0	+2	0	1	0	21	14.29
15	FOWLIE Cody Joseph Allan	F	6	1	2	3	6	+4	0	0	0	6	16.67
16	FOSTER Taylor Joseph	F	6	2	4	6	0	+2	1	0	0	18	11.11
17	DEPAPE Jordan Matthew Orr	F	6	0	4	4	4	+5	0	0	0	9	0.00
19	KOPER Levko Steven John	F	6	3	5	8	0	+7	0	1	1	15	20.00
21	ROWLEY Jordan Thomas	D	6	0	4	4	10	+8	0	0	0	21	0.00
22	CRAIGE Jesse Wade	D	6	2	2	4	12	+5	1	1	0	15	13.33
23	McCALLUM Craig	F	6	0	0	0	0	+2	0	0	0	12	0.00
24	FIDDLER Tyler Wayne	F	6	2	1	3	8	+4	0	0	0	15	13.33
25	KING Kevin Jarrett	F	6	5	3	8	8	+5	0	1	1	23	21.74
26	CARTIER Cody Jessie	F	6	2	2	4	8	+5	0	0	0	6	33.33
30	FLETTE Dalyn Ross	GK	2	0	0	0	0		0	0	0	0	0.00
31	HOLFELD Ryan Michael	GK	5	0	0	0	0		0	0	0	0	0.00

Goalkeeping Statistics

No	Name	GPT	GKD	GPI	MIP	MIP%	GA	SVS	SOG	SVS%	GAA	SO	W	L
1	LAZARUK Kristopher Robert	6	5	4	214:14	58.69	8	101	109	92.66	2.24	0	2	1
30	FLETTE Dalyn Ross	6	2	0	00:00	0.00	0	0	0	0.00	0.00	0	0	0
31	HOLFELD Ryan Michael	6	5	3	150:46	41.31	1	35	36	97.22	0.40	2	2	0

LEGEND

A Assists	D Defence	F Forward
G Goals	GA Goals against	GAA Goals against as average per 60 minutes
GK Goalkeeper	GKD Goalkeeper dressed	GP Number of games played
GPI Games played indeed	GPT Number of games played by team	GWG Game winning goals
L Number of games lost	MIP Minutes and seconds played	MIP% MIP as percentage
No Jersey number	PIM Penalties in minutes	Pos Position on team
PPG Power play goals	PTS Points	SG% Percentage of goals from total shots
SHG Shorthanded goals	SO Shutouts	SOG Shots on goal
SVS Saves	SVS% SVS as percentage of total SOG	W Number of games won
+/- Plus/minus net		

Timing and Results provided by **TISSOT**



Player Statistics by Team

As of SAT 14 FEB 2015
Including Game #31

CHN - China P.R.

Playing Statistics

No	Name	Pos	GP	G	A	PTS	PIM	+/-	GWG	PPG	SHG	SOG	SG%
1	WU Jiankun	GK	6	0	0	0	0		0	0	0	0	0.00
2	LI Ning	D	6	0	0	0	4	-12	0	0	0	3	0.00
3	FAN Yi	F	0	0	0	0	0	0	0	0	0	0	0.00
4	YU Xiaolong	F	0	0	0	0	0	0	0	0	0	0	0.00
5	GUAN Tianyi	D	4	0	0	0	4	-5	0	0	0	4	0.00
6	HUANG Peng	F	6	0	1	1	14	-11	0	0	0	7	0.00
7	ZHANG Zesen	F	5	1	0	1	0	-9	0	0	1	11	9.09
8	ZUO Tianyou	F	5	1	0	1	0	-10	0	0	0	6	16.67
9	LU Hengnan	F	6	2	0	2	28	-16	0	1	0	7	28.57
10	ZHANG Jiaqi	D	6	0	0	0	20	-16	0	0	0	6	0.00
11	YU Mingrunze	F	4	1	0	1	0	-5	0	0	0	9	11.11
12	ZHANG Zhen	D	6	0	1	1	10	-7	0	0	0	9	0.00
13	YUE Xinhao	F	6	0	1	1	6	-8	0	0	0	1	0.00
14	ZHANG Zheming	D	6	0	0	0	2	-4	0	0	0	1	0.00
15	WU Hao	F	6	1	1	2	4	-15	0	1	0	6	16.67
16	QIAN Jinglin	D	6	0	0	0	14	-14	0	0	0	1	0.00
17	WU Jiasiteng	D	4	0	0	0	8	-9	0	0	0	7	0.00
18	MA Tianyue	F	5	0	0	0	2	-9	0	0	0	1	0.00
19	YANG Zhenyu	F	3	0	0	0	0	-3	0	0	0	2	0.00
20	BAO Jiachang	F	6	0	0	0	4	-6	0	0	0	2	0.00
21	NAN Jiangming	F	6	0	1	1	0	-5	0	0	0	1	0.00
22	SUN Zehao	GK	6	0	0	0	2		0	0	0	0	0.00

Goalkeeping Statistics

No	Name	GPT	GKD	GPI	MIP	MIP%	GA	SVS	SOG	SVS%	GAA	SO	W	L
1	WU Jiankun	6	6	6	98:41	27.41	20	93	113	82.30	12.16	0	0	1
22	SUN Zehao	6	6	6	261:19	72.59	34	318	352	90.34	7.81	0	0	5

LEGEND

A Assists	D Defence	F Forward
G Goals	GA Goals against	GAA Goals against as average per 60 minutes
GK Goalkeeper	GKD Goalkeeper dressed	GP Number of games played
GPI Games played indeed	GPT Number of games played by team	GWG Game winning goals
L Number of games lost	MIP Minutes and seconds played	MIP% MIP as percentage
No Jersey number	PIM Penalties in minutes	Pos Position on team
PPG Power play goals	PTS Points	SG% Percentage of goals from total shots
SHG Shorthanded goals	SO Shutouts	SOG Shots on goal
SVS Saves	SVS% SVS as percentage of total SOG	W Number of games won
+/- Plus/minus net		

Timing and Results provided by **TISSOT**



Player Statistics by Team

As of SAT 14 FEB 2015

Including Game #32

CZE - Czech Republic

Playing Statistics

No	Name	Pos	GP	G	A	PTS	PIM	+/-	GWG	PPG	SHG	SOG	SG%
1	SLAMA Jiri	GK	6	0	0	0	0		0	0	0	0	0.00
2	POLIVKA Patrik	GK	6	0	0	0	0		0	0	0	0	0.00
3	STASTNY Tomas	F	6	1	2	3	2	+5	1	0	0	9	11.11
4	MATEJKA Filip	F	6	1	2	3	0	+4	0	0	0	15	6.67
5	NOVAK Dominik	F	6	2	2	4	4	+5	0	0	0	23	8.70
7	DALECKY Jan	D	6	6	4	10	6	+6	1	1	0	34	17.65
8	MULLER Jan	F	4	3	1	4	2	+2	0	1	0	24	12.50
9	HUCKO Petr	F	6	0	4	4	2	+5	0	0	0	10	0.00
10	ARNOST Daniel	F	6	3	4	7	4	+6	0	0	1	19	15.79
11	KOLDA Josef	D	6	1	2	3	4	+3	0	0	0	13	7.69
12	SVARICEK Filip	D	6	2	1	3	6	+5	0	1	0	13	15.38
13	VANEK Rostislav	F	6	4	0	4	2	+3	0	1	0	24	16.67
14	STEINER Dominik	D	6	0	3	3	6	+8	0	0	0	17	0.00
15	ZBORIL Mikulas	D	6	0	0	0	0	+2	0	0	0	12	0.00
16	VOJACEK Filip	D	2	1	0	1	0	0	0	0	0	5	20.00
17	BRZOBOHATY Michal	D	6	0	4	4	0	+2	0	0	0	22	0.00
18	VRANA Lukas	D	6	1	3	4	0	+2	0	0	0	22	4.55
19	SKOLOUD Petr	F	6	3	2	5	2	+3	0	0	0	16	18.75
20	GUTWALD Michal	D	6	1	3	4	6	+6	0	1	0	12	8.33
21	VALASEK Milan	F	6	2	2	4	2	+3	0	0	0	22	9.09
23	PESLAR Jakub	D	5	0	2	2	25	+1	0	0	0	20	0.00
24	ZACHAR David	F	6	4	5	9	6	+6	2	2	0	18	22.22
25	SKVOR Jan	D	6	0	4	4	0	+6	0	0	0	5	0.00

Goalkeeping Statistics

No	Name	GPT	GKD	GPI	MIP	MIP%	GA	SVS	SOG	SVS%	GAA	SO	W	L
1	SLAMA Jiri	6	6	0	00:00	0.00	0	0	0	0.00	0.00	0	0	0
2	POLIVKA Patrik	6	6	6	358:28	100.00	12	83	95	87.37	2.01	2	4	2

LEGEND

A Assists	D Defence	F Forward
G Goals	GA Goals against	GAA Goals against as average per 60 minutes
GK Goalkeeper	GKD Goalkeeper dressed	GP Number of games played
GPI Games played indeed	GPT Number of games played by team	GWG Game winning goals
L Number of games lost	MIP Minutes and seconds played	MIP% MIP as percentage
No Jersey number	PIM Penalties in minutes	Pos Position on team
PPG Power play goals	PTS Points	SG% Percentage of goals from total shots
SHG Shorthanded goals	SO Shutouts	SOG Shots on goal
SVS Saves	SVS% SVS as percentage of total SOG	W Number of games won
+/- Plus/minus net		

Timing and Results provided by **TISSOT**



Player Statistics by Team

As of FRI 13 FEB 2015
Including Game #26

ESP - Spain

Playing Statistics

No	Name	Pos	GP	G	A	PTS	PIM	+/-	GWG	PPG	SHG	SOG	SG%
1	ALCAINE Ander	GK	6	0	0	0	10		0	0	0	0	0.00
2	ALASTRUEY Hector	D	6	0	1	1	2	-6	0	0	0	4	0.00
3	GAINZA Inigo	D	5	0	3	3	31	-1	0	0	0	7	0.00
4	VEA Jorge	D	0	0	0	0	0	0	0	0	0	0	0.00
5	BETRAN Adrian	F	6	1	3	4	6	+1	0	0	0	9	11.11
7	BURGOS Jorge	F	6	0	0	0	6	+1	0	0	0	11	0.00
8	PUYUELO Pablo	F	6	1	1	2	4	-3	0	0	0	7	14.29
9	GONZALEZ Gaston	F	6	2	2	4	6	+1	0	0	0	17	11.76
10	BRAVO Juan Francisco	D	6	1	2	3	2	+2	0	0	0	10	10.00
11	MUNOZ Juan	F	6	5	3	8	4	+1	1	3	0	33	15.15
12	PEDRAZ Alejandro	F	6	0	6	6	2	-1	0	0	0	21	0.00
13	GONZALEZ Pol	F	6	2	2	4	0	+1	0	1	0	15	13.33
14	CARBONELL Alejandro	F	6	1	1	2	2	-2	0	0	0	11	9.09
15	GARCIA-ARIAS Javier	F	6	5	2	7	8	+2	1	2	0	26	19.23
16	MECO Aitor	F	6	0	0	0	0	-3	0	0	0	5	0.00
17	FERNANDEZ-POLA Angel	F	6	0	0	0	2	-5	0	0	0	2	0.00
18	SOLORZANO Ignacio	F	4	0	0	0	14	-1	0	0	0	4	0.00
19	UBIETO Adrian	D	6	2	6	8	4	-3	0	1	0	14	14.29
22	FUENTES Patricio	F	6	3	8	11	0	+5	0	1	0	28	10.71
23	QUEVEDO Carlos	F	3	1	3	4	2	+1	0	0	0	10	10.00
24	VEA Alex	D	6	0	0	0	0	-2	0	0	0	3	0.00
25	GARCIA Ignacio	GK	6	0	0	0	0		0	0	0	0	0.00

Goalkeeping Statistics

No	Name	GPT	GKD	GPI	MIP	MIP%	GA	SVS	SOG	SVS%	GAA	SO	W	L
1	ALCAINE Ander	6	6	5	241:34	67.21	18	177	195	90.77	4.47	1	1	3
25	GARCIA Ignacio	6	6	3	117:52	32.79	3	49	52	94.23	1.53	0	2	1

LEGEND

A Assists	D Defence	F Forward
G Goals	GA Goals against	GAA Goals against as average per 60 minutes
GK Goalkeeper	GKD Goalkeeper dressed	GP Number of games played
GPI Games played indeed	GPT Number of games played by team	GWG Game winning goals
L Number of games lost	MIP Minutes and seconds played	MIP% MIP as percentage
No Jersey number	PIM Penalties in minutes	Pos Position on team
PPG Power play goals	PTS Points	SG% Percentage of goals from total shots
SHG Shorthanded goals	SO Shutouts	SOG Shots on goal
SVS Saves	SVS% SVS as percentage of total SOG	W Number of games won
+/- Plus/minus net		

Timing and Results provided by **TISSOT**



Player Statistics by Team

As of FRI 13 FEB 2015

Including Game #30

JPN - Japan

Playing Statistics


No	Name	Pos	GP	G	A	PTS	PIM	+/-	GWG	PPG	SHG	SOG	SG%
1	HITOMI Shun	GK	6	0	0	0	0		0	0	0	0	0.00
2	HORIUCHI Itaru	D	6	0	3	3	8	0	0	0	0	20	0.00
4	MATSUKANE Kenta	D	6	0	4	4	0	-1	0	0	0	11	0.00
5	KATO Shinnosuke	D	6	0	0	0	4	+2	0	0	0	1	0.00
6	OHBA Dai	D	6	0	2	2	0	+6	0	0	0	3	0.00
7	YOKOYAMA Yoshiya	D	6	1	0	1	4	-3	0	1	0	11	9.09
8	OMUKU Maito	F	6	2	4	6	6	+2	0	0	1	9	22.22
9	ECHIGO Tomoya	F	6	0	2	2	2	0	0	0	0	12	0.00
11	OTSU Kosuke	F	6	0	3	3	31	0	0	0	0	8	0.00
12	KOIZUMI Kazunari	D	6	0	1	1	6	0	0	0	0	4	0.00
13	HITOSATO Shigeki	F	6	0	1	1	14	+2	0	0	0	7	0.00
14	TANAKA Kentaro	F	6	1	2	3	14	-7	0	0	0	4	25.00
15	KONNO Tomohiro	F	4	2	1	3	0	+2	1	0	0	13	15.38
16	TATEDA Shun	F	6	2	0	2	0	+1	0	0	0	15	13.33
18	FURUHASHI Makuru	F	6	5	2	7	8	0	0	2	0	28	17.86
19	NAKAJIMA Shogo	F	6	1	1	2	2	+1	0	0	0	23	4.35
21	SUZUKI Kento	F	6	0	1	1	10	-4	0	0	0	16	0.00
22	KAWAMURA Kazuki	F	6	4	0	4	2	-1	1	2	0	14	28.57
23	IKEDA Ikki	F	6	5	2	7	4	+1	1	3	0	20	25.00
24	SATOH Hikaru	D	6	2	3	5	4	0	0	1	0	18	11.11
25	ONODA Takuto	GK	6	0	0	0	0		0	0	0	0	0.00

Goalkeeping Statistics

No	Name	GPT	GKD	GPI	MIP	MIP%	GA	SVS	SOG	SVS%	GAA	SO	W	L
1	HITOMI Shun	6	6	3	178:24	49.90	12	92	104	88.46	4.04	0	1	2
25	ONODA Takuto	6	6	3	179:08	50.10	7	62	69	89.86	2.34	0	2	1

LEGEND

A Assists	D Defence	F Forward
G Goals	GA Goals against	GAA Goals against as average per 60 minutes
GK Goalkeeper	GKD Goalkeeper dressed	GP Number of games played
GPI Games played indeed	GPT Number of games played by team	GWG Game winning goals
L Number of games lost	MIP Minutes and seconds played	MIP% MIP as percentage
No Jersey number	PIM Penalties in minutes	Pos Position on team
PPG Power play goals	PTS Points	SG% Percentage of goals from total shots
SHG Shorthanded goals	SO Shutouts	SOG Shots on goal
SVS Saves	SVS% SVS as percentage of total SOG	W Number of games won
+/- Plus/minus net		

Timing and Results provided by  TISSOT



Player Statistics by Team

As of SAT 14 FEB 2015
Including Game #33

KAZ - Kazakhstan

Playing Statistics

No	Name	Pos	GP	G	A	PTS	PIM	+/-	GWG	PPG	SHG	SOG	SG%
1	KUDRYAVTSEV Sergey	GK	3	0	0	0	0		0	0	0	0	0.00
2	GOROZHANINOV Ilya	D	5	0	0	0	2	0	0	0	0	1	0.00
3	IVASHIN Viktor	D	5	0	0	0	0	+1	0	0	0	3	0.00
4	GULYAKOV Ilya	D	5	0	2	2	4	+1	0	0	0	8	0.00
5	ISHMAMETEV Alexey	D	5	0	0	0	29	-2	0	0	0	3	0.00
6	AKHMETOV Daniyar	D	5	0	1	1	8	0	0	0	0	2	0.00
7	POPOVICH Yulian	F	5	1	1	2	0	-2	0	1	0	13	7.69
8	ZYATKOV Pavel	F	5	2	1	3	2	+3	1	0	0	9	22.22
9	NESTEROV German	F	5	1	2	3	0	+1	0	0	0	8	12.50
10	GREBENCHSHIKOV Vladimir	D	5	1	0	1	4	+2	0	0	1	6	16.67
11	KENBAYEV Daulet	D	5	1	1	2	2	-1	0	1	0	2	50.00
12	ANTSIFEROV Alexey	F	5	1	1	2	0	-1	0	0	0	12	8.33
14	VOLOGODSKIY Alexandr	F	5	0	0	0	0	-1	0	0	0	5	0.00
16	SAFIN Renat	F	5	2	0	2	2	+1	0	0	0	11	18.18
17	YELAKOV Vladislav	F	5	1	1	2	4	+2	0	0	0	12	8.33
18	KURSHUK Alexandr	D	5	0	0	0	8	-1	0	0	0	10	0.00
19	BELGIBAYEV Nursultan	F	5	0	1	1	2	+2	0	0	0	7	0.00
20	SMOLNIKOV Mikhail	GK	5	0	0	0	0		0	0	0	0	0.00
21	MAZULA Eduard	F	0	0	0	0	0	0	0	0	0	0	0.00
22	KACHULIN Mikhail	F	5	1	2	3	0	+1	1	0	0	19	5.26
23	KOVZALOV Ilya	F	5	1	0	1	0	+3	1	0	0	9	11.11
24	FEDOSSENKO Vyacheslav	F	5	0	1	1	2	0	0	0	0	2	0.00
25	GRYAZNOV Maxim	GK	2	0	0	0	0		0	0	0	0	0.00

Goalkeeping Statistics

No	Name	GPT	GKD	GPI	MIP	MIP%	GA	SVS	SOG	SVS%	GAA	SO	W	L
1	KUDRYAVTSEV Sergey	5	3	0	00:00	0.00	0	0	0	0.00	0.00	0	0	0
20	SMOLNIKOV Mikhail	5	5	5	305:00	100.00	10	139	149	93.29	1.97	0	3	2
25	GRYAZNOV Maxim	5	2	0	00:00	0.00	0	0	0	0.00	0.00	0	0	0

LEGEND

A Assists	D Defence	F Forward
G Goals	GA Goals against	GAA Goals against as average per 60 minutes
GK Goalkeeper	GKD Goalkeeper dressed	GP Number of games played
GPI Games played indeed	GPT Number of games played by team	GWG Game winning goals
L Number of games lost	MIP Minutes and seconds played	MIP% MIP as percentage
No Jersey number	PIM Penalties in minutes	Pos Position on team
PPG Power play goals	PTS Points	SG% Percentage of goals from total shots
SHG Shorthanded goals	SO Shutouts	SOG Shots on goal
SVS Saves	SVS% SVS as percentage of total SOG	W Number of games won
+/- Plus/minus net		

Timing and Results provided by **TISSOT**



Player Statistics by Team

As of FRI 13 FEB 2015
Including Game #28

KOR - Republic of Korea

Playing Statistics

No	Name	Pos	GP	G	A	PTS	PIM	+/-	GWG	PPG	SHG	SOG	SG%
1	BAE Jangwoo	GK	7	0	0	0	0		0	0	0	0	0.00
2	BAN Hansoo	F	7	0	1	1	2	-15	0	0	0	7	0.00
3	LEE Dounggun	F	5	0	2	2	2	-3	0	0	0	7	0.00
4	LEE Sungjin	F	7	3	1	4	0	-5	1	0	0	9	33.33
6	LEE Seungwon	D	7	0	2	2	2	-8	0	0	0	5	0.00
7	YANG Sunghun	D	7	0	0	0	6	-12	0	0	0	3	0.00
8	CHO Hyeonkuk	F	7	1	0	1	0	-3	0	0	0	11	9.09
9	BYUNGGEUL Kang	F	2	0	0	0	0	-4	0	0	0	0	0.00
10	YOON Sangwon	F	7	1	4	5	2	-1	0	1	0	11	9.09
11	YU Shinchul	F	7	0	0	0	6	-11	0	0	0	19	0.00
12	HA Jaejun	F	7	2	0	2	4	-8	0	0	0	16	12.50
13	OH Seahn	F	7	2	2	4	12	-12	0	0	1	16	12.50
14	LEE Sungjun	D	5	0	0	0	0	-10	0	0	0	2	0.00
15	LEE Jaegy	D	7	0	0	0	6	-8	0	0	0	1	0.00
16	KIM Taegyum	D	7	0	1	1	2	-7	0	0	0	4	0.00
17	CHO Seokjun	D	7	0	0	0	16	-6	0	0	0	6	0.00
18	KANG Yoonseok	F	7	2	2	4	10	-12	0	0	0	13	15.38
19	JANG Hojun	F	7	0	0	0	2	-13	0	0	0	8	0.00
20	LEE Changmin	GK	7	0	0	0	0		0	0	0	0	0.00
21	LIM Jinsoo	F	7	0	0	0	8	-15	0	0	0	4	0.00
22	HWANG Wootae	D	7	0	1	1	4	-8	0	0	0	4	0.00
23	HAN Geonhee	D	7	2	0	2	2	-10	0	1	0	11	18.18

Goalkeeping Statistics

No	Name	GPT	GKD	GPI	MIP	MIP%	GA	SVS	SOG	SVS%	GAA	SO	W	L
1	BAE Jangwoo	7	7	7	415:22	97.73	51	284	335	84.78	7.37	0	1	5
20	LEE Changmin	7	7	1	09:38	2.27	5	4	9	44.44	31.14	0	0	1

LEGEND

A Assists	D Defence	F Forward
G Goals	GA Goals against	GAA Goals against as average per 60 minutes
GK Goalkeeper	GKD Goalkeeper dressed	GP Number of games played
GPI Games played indeed	GPT Number of games played by team	GWG Game winning goals
L Number of games lost	MIP Minutes and seconds played	MIP% MIP as percentage
No Jersey number	PIM Penalties in minutes	Pos Position on team
PPG Power play goals	PTS Points	SG% Percentage of goals from total shots
SHG Shorthanded goals	SO Shutouts	SOG Shots on goal
SVS Saves	SVS% SVS as percentage of total SOG	W Number of games won
+/- Plus/minus net		

Timing and Results provided by **TISSOT**



Player Statistics by Team

As of SAT 14 FEB 2015
Including Game #33

RUS - Russian Federation

Playing Statistics

No	Name	Pos	GP	G	A	PTS	PIM	+/-	GWG	PPG	SHG	SOG	SG%
1	EVDOKIMOV Gleb	GK	6	0	0	0	0		0	0	0	0	0.00
2	VASILYEV Valerii	D	6	0	0	0	0	+9	0	0	0	19	0.00
8	GIMATOV Eduard	F	6	5	2	7	4	+7	1	0	0	15	33.33
9	GORDEEV Artem	F	6	0	2	2	2	+6	0	0	0	7	0.00
11	AKISHIN Dmitrii	D	6	0	0	0	2	+5	0	0	0	11	0.00
12	CHEREPANOV Nikita	D	6	0	1	1	6	+1	0	0	0	13	0.00
13	TORCHENYUK Alexander	F	6	1	2	3	2	+3	0	0	0	12	8.33
14	KLIMCHUK Mikhail	F	6	2	4	6	4	+6	0	0	0	14	14.29
15	ALESHIN Egor	F	6	0	2	2	2	+2	0	0	0	14	0.00
16	LEBEDEV Alexander	F	6	1	8	9	4	+9	0	0	0	10	10.00
17	FEDOROV Artem	F	6	3	6	9	4	+4	0	0	0	15	20.00
19	RAFIKOV Rushan	D	6	1	2	3	6	+9	0	0	0	16	6.25
20	BELOV Sergey	GK	6	0	0	0	0		0	0	0	0	0.00
21	SOLOVYEV Evgeny	F	6	1	2	3	2	+2	0	1	0	8	12.50
22	BARBASHEV Sergey	F	6	4	2	6	4	+4	1	0	0	13	30.77
23	MASLOV Kirill	D	6	0	1	1	2	+1	0	0	0	10	0.00
24	KRIVCHENKO Egor	F	6	5	3	8	0	+4	1	4	0	17	29.41
25	BOLSHAKOV Alexander	D	6	0	1	1	0	+10	0	0	0	9	0.00
26	PETRAKOV Ivan	F	6	4	4	8	4	+9	1	0	0	13	30.77
27	SHINGAREEV Timur	F	6	3	2	5	0	+8	1	0	0	10	30.00
28	VIKSNA Evgeny	D	6	3	1	4	2	+8	0	1	0	13	23.08
29	LEE Oleg	F	6	1	2	3	0	+5	0	0	0	20	5.00

Goalkeeping Statistics

No	Name	GPT	GKD	GPI	MIP	MIP%	GA	SVS	SOG	SVS%	GAA	SO	W	L
1	EVDOKIMOV Gleb	6	6	2	120:00	32.88	6	28	34	82.35	3.00	0	1	1
20	BELOV Sergey	6	6	4	245:00	67.12	3	104	107	97.20	0.73	2	3	0

LEGEND

A Assists	D Defence	F Forward
G Goals	GA Goals against	GAA Goals against as average per 60 minutes
GK Goalkeeper	GKD Goalkeeper dressed	GP Number of games played
GPI Games played indeed	GPT Number of games played by team	GWG Game winning goals
L Number of games lost	MIP Minutes and seconds played	MIP% MIP as percentage
No Jersey number	PIM Penalties in minutes	Pos Position on team
PPG Power play goals	PTS Points	SG% Percentage of goals from total shots
SHG Shorthanded goals	SO Shutouts	SOG Shots on goal
SVS Saves	SVS% SVS as percentage of total SOG	W Number of games won
+/- Plus/minus net		

Timing and Results provided by **TISSOT**



Player Statistics by Team

As of FRI 13 FEB 2015

Including Game #30

SVK - Slovakia

Playing Statistics


No	Name	Pos	GP	G	A	PTS	PIM	+/-	GWG	PPG	SHG	SOG	SG%
1	HALO Juraj	GK	6	0	0	0	14		0	0	0	0	0.00
2	ZIAK Jan	GK	6	0	0	0	0		0	0	0	0	0.00
6	UHNAC Martin	F	6	3	4	7	8	0	0	0	1	19	15.79
9	KOPECKY Peter	D	6	0	3	3	6	+10	0	0	0	10	0.00
10	HUS Roman	F	6	1	2	3	4	+2	0	0	0	13	7.69
11	KETNER Nicolas	F	6	2	2	4	2	0	0	1	0	13	15.38
12	PALOVIC Patrik	D	6	0	1	1	6	0	0	0	0	15	0.00
13	RUSINA Tomas	D	6	4	3	7	6	+10	0	1	0	12	33.33
14	BACA Kristian	F	6	1	1	2	2	+1	0	0	0	3	33.33
15	TRENCAN Matus	F	6	3	5	8	8	+8	0	0	0	17	17.65
16	ZLOCHA Jan	F	6	2	1	3	2	+2	0	0	1	11	18.18
17	PIACKA Edmund	F	6	4	3	7	8	+2	3	0	0	15	26.67
18	SUCHARDA Andrej	D	6	0	1	1	2	+2	0	0	0	3	0.00
19	GAPA Peter	F	6	7	5	12	4	+5	1	0	0	24	29.17
20	MIHALIK Denis	F	6	2	4	6	4	+3	0	2	0	14	14.29
22	PARDAVY Jan	F	4	1	2	3	2	0	0	1	0	11	9.09
23	MARUSIAK Marek	F	6	0	4	4	2	+1	0	0	0	12	0.00
25	KENTOS Jozef	F	5	0	3	3	4	+5	0	0	0	3	0.00
26	SZABO Patrik	D	6	1	3	4	0	+4	0	0	0	5	20.00
27	LUNTER Peter	D	6	2	1	3	2	+4	0	1	0	8	25.00
28	BUDIAK Matus	F	5	1	0	1	0	0	0	0	0	12	8.33
29	NOCIAR Denis	D	6	0	0	0	4	0	0	0	0	7	0.00

Goalkeeping Statistics

No	Name	GPT	GKD	GPI	MIP	MIP%	GA	SVS	SOG	SVS%	GAA	SO	W	L
1	HALO Juraj	6	6	5	305:00	83.56	17	163	180	90.56	3.34	0	3	1
2	ZIAK Jan	6	6	1	60:00	16.44	6	43	49	87.76	6.00	0	0	1

LEGEND

A Assists	D Defence	F Forward
G Goals	GA Goals against	GAA Goals against as average per 60 minutes
GK Goalkeeper	GKD Goalkeeper dressed	GP Number of games played
GPI Games played indeed	GPT Number of games played by team	GWG Game winning goals
L Number of games lost	MIP Minutes and seconds played	MIP% MIP as percentage
No Jersey number	PIM Penalties in minutes	Pos Position on team
PPG Power play goals	PTS Points	SG% Percentage of goals from total shots
SHG Shorthanded goals	SO Shutouts	SOG Shots on goal
SVS Saves	SVS% SVS as percentage of total SOG	W Number of games won
+/- Plus/minus net		

Timing and Results provided by 



Player Statistics by Team

As of SAT 14 FEB 2015
Including Game #31

SWE - Sweden

Playing Statistics

No	Name	Pos	GP	G	A	PTS	PIM	+/-	GWG	PPG	SHG	SOG	SG%
1	LJUNG Arvid	GK	5	0	0	0	0		0	0	0	0	0.00
2	HVITFELDT Henrik	GK	2	0	0	0	0		0	0	0	0	0.00
3	BACKESTEN Joel	D	6	0	2	2	6	-7	0	0	0	10	0.00
4	STIGBORN Adam	D	4	0	0	0	0	-2	0	0	0	3	0.00
5	LYRVALL Erik	D	6	1	4	5	4	0	0	1	0	9	11.11
6	JIGMALM Freddie	D	6	1	3	4	6	+1	0	0	0	11	9.09
7	JONSSON Daniel	F	6	2	1	3	2	-1	1	0	0	9	22.22
8	PELTONIEMI Fredrik	D	6	0	1	1	0	+1	0	0	0	9	0.00
9	BJORK LINDSTROM Victor	F	6	0	0	0	12	-6	0	0	0	13	0.00
10	GRONROS Andre	F	5	0	1	1	2	-4	0	0	0	14	0.00
11	ORRSVEDEN Magnus	F	6	0	2	2	16	-4	0	0	0	14	0.00
12	WESTLUND Wiking	D	6	0	1	1	2	+2	0	0	0	8	0.00
14	NYQUIST Oscar	D	6	0	0	0	2	-6	0	0	0	4	0.00
15	ANDERSSON Daniel	F	6	2	3	5	6	-3	1	1	0	14	14.29
16	BERGQVIST Stefan	F	6	2	0	2	6	-7	0	2	0	9	22.22
17	SALDEEN Justus	F	6	1	1	2	8	+1	0	0	0	17	5.88
18	ORTEVALL Marcus	F	6	2	0	2	0	-2	1	0	0	8	25.00
19	RONNEBACK THOMSON Joachim	F	6	1	5	6	6	+1	0	0	0	17	5.88
20	GRONSKOG Niklas	F	6	3	3	6	4	+2	0	1	0	12	25.00
23	ROGNE Eric	F	4	0	0	0	0	-2	0	0	0	1	0.00
24	HERTZBERG Tim	D	6	1	1	2	4	-5	0	1	0	7	14.29
30	HELIN Emil	GK	5	0	0	0	2		0	0	0	0	0.00

Goalkeeping Statistics

No	Name	GPT	GKD	GPI	MIP	MIP%	GA	SVS	SOG	SVS%	GAA	SO	W	L
1	LJUNG Arvid	6	5	3	184:56	50.68	12	131	143	91.61	3.89	0	0	2
2	HVITFELDT Henrik	6	2	1	60:00	16.44	0	11	11	100.00	0.00	1	1	0
30	HELIN Emil	6	5	2	120:00	32.88	8	82	90	91.11	4.00	0	1	1

LEGEND

A Assists	D Defence	F Forward
G Goals	GA Goals against	GAA Goals against as average per 60 minutes
GK Goalkeeper	GKD Goalkeeper dressed	GP Number of games played
GPI Games played indeed	GPT Number of games played by team	GWG Game winning goals
L Number of games lost	MIP Minutes and seconds played	MIP% MIP as percentage
No Jersey number	PIM Penalties in minutes	Pos Position on team
PPG Power play goals	PTS Points	SG% Percentage of goals from total shots
SHG Shorthanded goals	SO Shutouts	SOG Shots on goal
SVS Saves	SVS% SVS as percentage of total SOG	W Number of games won
+/- Plus/minus net		

Timing and Results provided by **TISSOT**



Player Statistics by Team

As of FRI 13 FEB 2015
Including Game #28

USA - United States of America

Playing Statistics

No	Name	Pos	GP	G	A	PTS	PIM	+/-	GWG	PPG	SHG	SOG	SG%
1	OLEN Joseph	GK	6	0	0	0	0		0	0	0	0	0.00
4	McGOVERN Edward	D	6	1	2	3	2	0	0	0	1	11	9.09
5	SOLORZANO Emmanuel	D	6	1	0	1	2	-3	0	0	0	14	7.14
7	SCHMIDT Connor	D	6	1	7	8	18	+4	0	1	0	22	4.55
8	ZERN Nicholas	D	6	2	2	4	6	+3	0	1	0	12	16.67
9	JOHNSON Bryce	F	6	1	3	4	4	-2	1	0	0	28	3.57
10	BALENT Bill	F	6	2	1	3	0	0	1	0	0	16	12.50
11	KASCOSAK John-Paul	F	6	1	2	3	14	0	0	0	0	14	7.14
12	HARRIS Michael	F	6	0	1	1	4	-2	0	0	0	22	0.00
14	JOSEPH Chris	D	5	2	0	2	6	-3	0	1	1	8	25.00
15	MURPHY Sean	F	6	1	1	2	2	-1	0	0	0	17	5.88
16	OLEN John	F	6	1	1	2	6	-2	0	0	0	7	14.29
17	BURKEMPER Chris	F	5	0	2	2	2	+1	0	0	0	3	0.00
18	BODETTE Bobby	F	5	1	1	2	6	-2	0	1	0	20	5.00
19	BRESLIN Joey	F	6	3	5	8	6	+7	1	1	0	15	20.00
20	HANNON Luke	F	6	2	5	7	2	+5	0	0	0	10	20.00
21	BENSON Tyler	D	4	0	1	1	4	+1	0	0	0	9	0.00
22	BELONGER Ryan	F	1	0	0	0	0	0	0	0	0	0	0.00
23	YOUNG Jordan	D	6	0	0	0	8	+2	0	0	0	12	0.00
25	BREWSTER Samuel	F	6	2	2	4	6	+6	0	0	0	13	15.38
26	GREENBERG Jordan	F	6	0	0	0	4	-5	0	0	0	13	0.00
30	COOPER Matt	GK	6	0	0	0	10		0	0	0	0	0.00

Goalkeeping Statistics

No	Name	GPT	GKD	GPI	MIP	MIP%	GA	SVS	SOG	SVS%	GAA	SO	W	L
1	OLEN Joseph	6	6	1	20:00	5.46	4	10	14	71.43	12.00	0	0	0
30	COOPER Matt	6	6	6	346:08	94.54	14	156	170	91.76	2.43	0	2	3

LEGEND

A Assists	D Defence	F Forward
G Goals	GA Goals against	GAA Goals against as average per 60 minutes
GK Goalkeeper	GKD Goalkeeper dressed	GP Number of games played
GPI Games played indeed	GPT Number of games played by team	GWG Game winning goals
L Number of games lost	MIP Minutes and seconds played	MIP% MIP as percentage
No Jersey number	PIM Penalties in minutes	Pos Position on team
PPG Power play goals	PTS Points	SG% Percentage of goals from total shots
SHG Shorthanded goals	SO Shutouts	SOG Shots on goal
SVS Saves	SVS% SVS as percentage of total SOG	W Number of games won
+/- Plus/minus net		

Timing and Results provided by **TISSOT**



Team Statistics

As of SAT 14 FEB 2015
Including Game #33

Scoring Efficiency

(Ranked by highest SG% / highest GP)

R Team	GP	GF	SSG	SOG	SG%
1 SVK	6	34	193	227	14.98
2 RUS	6	34	226	259	13.13
3 CAN	6	35	233	268	13.06
4 JPN	6	25	212	237	10.55
5 ESP	6	24	213	237	10.13
6 CZE	6	35	320	355	9.86
7 SWE	6	16	173	189	8.47
8 KAZ	5	12	130	142	8.45
9 KOR	7	13	144	157	8.28
10 USA	6	21	245	266	7.89
11 CHN	6	6	78	84	7.14

Power Play

(Ranked by highest PP% / highest GP)

R Team	GP	ADV	PPGF	PP%	TPP	M:S
1 CZE	6	25	7	28.00	44:33	06:21
2 ESP	6	34	8	23.53	54:19	06:47
3 CAN	6	30	7	23.33	49:25	07:03
4 JPN	6	39	9	23.08	66:05	07:20
5 SWE	6	30	6	20.00	51:04	08:30
6 RUS	6	31	6	19.35	57:54	09:39
7 SVK	6	33	6	18.18	50:40	08:26
8 USA	6	35	5	14.29	48:51	09:46
9 KOR	7	23	2	8.70	40:29	20:14
10 KAZ	5	23	2	8.70	42:01	21:00
11 CHN	6	30	2	6.67	52:21	26:10

Penalty Killing

(Ranked by highest PK% / highest GP)

R Team	GP	DVG	PPGA	PK%	TSH	M:S
1 KAZ	5	17	1	94.12	36:03	36:03
2 CAN	6	31	2	93.55	60:29	30:14
3 CZE	6	27	2	92.59	48:10	24:05
4 ESP	6	29	3	89.66	48:41	16:13
5 SWE	6	37	4	89.19	56:00	14:00
6 USA	6	36	5	86.11	57:12	11:26
7 JPN	6	30	5	83.33	49:18	09:51
8 RUS	6	19	4	78.95	31:53	07:58
9 SVK	6	34	8	76.47	57:25	07:10
10 KOR	7	31	9	70.97	48:09	05:21
11 CHN	6	42	17	59.52	64:22	03:47

Goalkeeping

(Ranked by highest SVS%)

R Team	GP	GA	SVS	SOG	SVS%	GAA	SHGA	PPGA	SO	ENG
1 CAN	6	9	136	145	93.79	1.48	1	2	2	0
2 RUS	6	9	132	141	93.62	1.48	0	4	2	0
3 KAZ	5	10	139	149	93.29	1.97	0	1	0	0
4 SWE	6	21	225	244	92.21	3.45	2	4	1	1
5 ESP	6	21	226	247	91.50	3.51	1	3	1	0
6 USA	6	18	166	184	90.22	2.95	1	5	0	0
7 SVK	6	23	206	229	89.96	3.78	1	8	0	0
8 JPN	6	21	154	173	89.02	3.52	1	5	0	2
9 CZE	6	13	84	95	88.42	2.18	1	2	2	1
10 CHN	6	54	411	465	88.39	9.00	2	17	0	0
11 KOR	7	56	288	344	83.72	7.91	1	9	0	0

Penalties

(Ranked by highest PIM)

R Team	GP	2	5	10	GM	MP	PIM	PAVG
1 CHN	6	54	0	2	0	0	128	21:20
2 JPN	6	38	1	2	1	0	121	20:10
3 USA	6	43	0	3	0	0	116	19:20
4 ESP	6	31	1	2	1	0	107	17:50
5 CAN	6	42	0	1	0	0	94	15:40
6 SVK	6	41	0	1	0	0	92	15:20
7 SWE	6	40	0	1	0	0	90	15:00
8 KOR	7	34	0	2	0	0	88	12:34
9 CZE	6	28	0	0	0	1	81	13:30
10 KAZ	5	22	1	0	1	0	69	13:48
11 RUS	6	26	0	0	0	0	52	8:40

Shorthanded Goals

(Ranked by highest NET / lowest GP)

R Team	GP	SHGF	SHGA	NET
1 KAZ	5	1	0	+1
2 CAN	6	2	1	+1
2 SVK	6	2	1	+1
2 USA	6	2	1	+1
5 CZE	6	1	1	0
5 JPN	6	1	1	0
5 RUS	6	0	0	0
8 KOR	7	1	1	0
9 CHN	6	1	2	-1
9 ESP	6	0	1	-1
11 SWE	6	0	2	-2

Attendance

(Ranked by highest average attendance)

R Team	GP	Spect	AVG
1 RUS	6	13285	2214
2 KAZ	5	10807	2161
3 CAN	6	12870	2145
4 ESP	6	11250	1875
5 USA	6	9175	1529
6 SVK	6	7175	1195
7 CZE	6	7050	1175
8 CHN	6	3750	625
9 KOR	7	4355	622
10 SWE	6	3050	508
11 JPN	6	2607	434
Total	33	42687	1293

LEGEND

2 Two (2) minute penalties	5 Five (5) minute penalties	10 Ten (10) minute penalties
ADV Advantage (times on power play)	AVG Average	DVG Disadvantage (number of times shorthanded)
ENG Empty net goals	GA Goals against	GAA Goals against as average per 60 minutes
GF Goals for	GM Game misconducts	GP Number of games played
MP Match penalties	M:S Average time in min. and sec.	NET SHGF - SHGA
PAVG PIM in average	PIM Penalties in minutes	PK% Penalty killing percentage
PPGA Power play goals against	PPGF Power play goals for	PP% Power play eff. as percentage
R Ranking	SG% Percentage of goals from total shots	SHGA Shorthanded goals against
SHGF Shorthanded goals for	SO Shutouts	SOG Shots on goal
Spect Spectators	SSG Shots saved by goalkeeper	SVS Saves
SVS% SVS as percentage of total SOG	TPP Time of power play	TSH Time shorthanded in min. and sec.

Timing and Results provided by TISSOT



Goalkeepers

As of SAT 14 FEB 2015
Including Game #33

(Ranked by highest SVS% / lowest GAA / highest GPI)

Rank	Name	No	Team	GKD	GPI	MIP	MIP%	SOG	GA	SVS	SVS%	GAA	PPGA	SHGA	SO
1	HOLFELD Ryan Michael	31	CAN	5	3	150:46	41.31	36	1	35	97.22	0.40	1	0	2
2	BELOV Sergey	20	RUS	6	4	245:00	67.12	107	3	104	97.20	0.73	2	0	2
3	SMOLNIKOV Mikhail	20	KAZ	5	5	305:00	100.00	149	10	139	93.29	1.97	1	0	0
4	LAZARUK Kristopher Robert	1	CAN	5	4	214:14	58.69	109	8	101	92.66	2.24	1	1	0
5	COOPER Matt	30	USA	6	6	346:08	94.54	170	14	156	91.76	2.43	5	1	0
6	LJUNG Arvid	1	SWE	5	3	184:56	50.68	143	12	131	91.61	3.89	2	1	0
7	ALCAINE Ander	1	ESP	6	5	241:34	67.21	195	18	177	90.77	4.47	3	0	1
8	HALO Juraj	1	SVK	6	5	305:00	83.56	180	17	163	90.56	3.34	8	1	0
9	SUN Zehao	22	CHN	6	6	261:19	72.59	352	34	318	90.34	7.81	9	2	0
10	ONODA Takuto	25	JPN	6	3	179:08	50.10	69	7	62	89.86	2.34	2	0	0
11	HITOMI Shun	1	JPN	6	3	178:24	49.90	104	12	92	88.46	4.04	3	0	0
12	POLIVKA Patrik	2	CZE	6	6	358:28	100.00	95	12	83	87.37	2.01	2	0	2
13	BAE Jangwoo	1	KOR	7	7	415:22	97.73	335	51	284	84.78	7.37	9	1	0

(Goalkeepers with less than 40% of their team's total minutes (MIP% less 40))

Name	No	Team	GKD	GPI	MIP	MIP%	SOG	GA	SVS	SVS%	GAA	PPGA	SHGA	SO
HVITFELDT Henrik	2	SWE	2	1	60:00	16.44	11	0	11	100.00	0.00	0	0	1
GARCIA Ignacio	25	ESP	6	3	117:52	32.79	52	3	49	94.23	1.53	0	1	0
HELIN Emil	30	SWE	5	2	120:00	32.88	90	8	82	91.11	4.00	2	0	0
ZIAK Jan	2	SVK	6	1	60:00	16.44	49	6	43	87.76	6.00	0	0	0
EVDOKIMOV Gleb	1	RUS	6	2	120:00	32.88	34	6	28	82.35	3.00	2	0	0
WU Jiankun	1	CHN	6	6	98:41	27.41	113	20	93	82.30	12.16	8	0	0
OLEN Joseph	1	USA	6	1	20:00	5.46	14	4	10	71.43	12.00	0	0	0
LEE Changmin	20	KOR	7	1	09:38	2.27	9	5	4	44.44	31.14	0	0	0

LEGEND

GA	Goals against	GAA	Goals against as average per 60 minutes	GKD	Goalkeeper dressed
GPI	Games played indeed	MIP	Minutes and seconds played	MIP%	MIP as percentage
No	Jersey number	PPGA	Power play goals against	SHGA	Shorthanded goals against
SO	Shutouts (no GA in a game)	SOG	Shots on goal (G+SSG)	SVS	Saves
SVS%	SVS as percentage of total SOG				

Timing and Results provided by **TISSOT**



Scoring Leaders

As of SAT 14 FEB 2015
Including Game #33

(Ranked by highest PTS/ highest G/ lowest GP)

Rank	Name	No	Team	Pos	GP	G	A	PTS	PIM	+/-
1	GAPA Peter	19	SVK	F	6	7	5	12	4	+5
2	FUENTES Patricio	22	ESP	F	6	3	8	11	0	+5
3	DALECKY Jan	7	CZE	D	6	6	4	10	6	+6
4	ZACHAR David	24	CZE	F	6	4	5	9	6	+6
5	FEDOROV Artem	17	RUS	F	6	3	6	9	4	+4
6	LEBEDEV Alexander	16	RUS	F	6	1	8	9	4	+9
7	COLLINS Christopher James	10	CAN	F	6	5	3	8	2	+4
7	KING Kevin Jarrett	25	CAN	F	6	5	3	8	8	+5
7	KRIVCHENKO Egor	24	RUS	F	6	5	3	8	0	+4
7	MUNOZ Juan	11	ESP	F	6	5	3	8	4	+1
7	REDDICK Kruise Allan	11	CAN	F	6	5	3	8	4	+6
12	PETRAKOV Ivan	26	RUS	F	6	4	4	8	4	+9
13	BRESLIN Joey	19	USA	F	6	3	5	8	6	+7
13	KOPER Levko Steven John	19	CAN	F	6	3	5	8	0	+7
13	TRENCAN Matus	15	SVK	F	6	3	5	8	8	+8
16	UBIETO Adrian	19	ESP	D	6	2	6	8	4	-3
17	SCHMIDT Connor	7	USA	D	6	1	7	8	18	+4
18	FURUHASHI Makuru	18	JPN	F	6	5	2	7	8	0
18	GARCIA-ARIAS Javier	15	ESP	F	6	5	2	7	8	+2
18	GIMATOV Eduard	8	RUS	F	6	5	2	7	4	+7
18	IKEDA Ikki	23	JPN	F	6	5	2	7	4	+1
22	PIACKA Edmund	17	SVK	F	6	4	3	7	8	+2
22	RUSINA Tomas	13	SVK	D	6	4	3	7	6	+10
24	ARNOST Daniel	10	CZE	F	6	3	4	7	4	+6
24	UHNAK Martin	6	SVK	F	6	3	4	7	8	0
26	HANNON Luke	20	USA	F	6	2	5	7	2	+5
27	BARBASHEV Sergey	22	RUS	F	6	4	2	6	4	+4
28	GRONSKOG Niklas	20	SWE	F	6	3	3	6	4	+2
29	FOSTER Taylor Joseph	16	CAN	F	6	2	4	6	0	+2
29	KLIMCHUK Mikhail	14	RUS	F	6	2	4	6	4	+6
29	MAXWELL Stanley Mitchell	7	CAN	F	6	2	4	6	4	+7
29	MIHALIK Denis	20	SVK	F	6	2	4	6	4	+3
29	OMUKU Maito	8	JPN	F	6	2	4	6	6	+2

LEGEND

A	Assists	D	Defence	F	Forward
G	Goals	GP	Number of games played	No	Jersey number
PIM	Penalties in minutes	Pos	Position	PTS	Points
+/-	Plus/minus net				

Timing and Results provided by **TISSOT**



Goal Scoring Leaders

As of SAT 14 FEB 2015
Including Game #33

(Ranked by highest G/ lowest GP)

Rank	Name	No	Team	Pos	GP	G	S	SG%	PPG	SHG	+/-
1	GAPA Peter	19	SVK	F	6	7	24	29.17	0	0	+5
2	DALECKY Jan	7	CZE	D	6	6	34	17.65	1	0	+6
3	COLLINS Christopher James	10	CAN	F	6	5	16	31.25	2	0	+4
3	FURUHASHI Makuru	18	JPN	F	6	5	28	17.86	2	0	0
3	GARCIA-ARIAS Javier	15	ESP	F	6	5	26	19.23	2	0	+2
3	GIMATOV Eduard	8	RUS	F	6	5	15	33.33	0	0	+7
3	IKEDA Ikki	23	JPN	F	6	5	20	25.00	3	0	+1
3	KING Kevin Jarrett	25	CAN	F	6	5	23	21.74	1	1	+5
3	KRIVCHENKO Egor	24	RUS	F	6	5	17	29.41	4	0	+4
3	MUNOZ Juan	11	ESP	F	6	5	33	15.15	3	0	+1
3	REDDICK Kruise Allan	11	CAN	F	6	5	19	26.32	1	0	+6
12	BARBASHEV Sergey	22	RUS	F	6	4	13	30.77	0	0	+4
12	KAWAMURA Kazuki	22	JPN	F	6	4	14	28.57	2	0	-1
12	PETRAKOV Ivan	26	RUS	F	6	4	13	30.77	0	0	+9
12	PIACKA Edmund	17	SVK	F	6	4	15	26.67	0	0	+2
12	RUSINA Tomas	13	SVK	D	6	4	12	33.33	1	0	+10
12	VANEK Rostislav	13	CZE	F	6	4	24	16.67	1	0	+3
12	ZACHAR David	24	CZE	F	6	4	18	22.22	2	0	+6
19	MULLER Jan	8	CZE	F	4	3	24	12.50	1	0	+2
20	ARNOST Daniel	10	CZE	F	6	3	19	15.79	0	1	+6
20	BRESLIN Joey	19	USA	F	6	3	15	20.00	1	0	+7
20	FEDOROV Artem	17	RUS	F	6	3	15	20.00	0	0	+4
20	FUENTES Patricio	22	ESP	F	6	3	28	10.71	1	0	+5
20	GRONSKOG Niklas	20	SWE	F	6	3	12	25.00	1	0	+2
20	HICKMOTT Jordan Lindsay	12	CAN	F	6	3	21	14.29	1	0	+2
20	KOPER Levko Steven John	19	CAN	F	6	3	15	20.00	1	1	+7
20	SHINGAREEV Timur	27	RUS	F	6	3	10	30.00	0	0	+8
20	SKOLOUD Petr	19	CZE	F	6	3	16	18.75	0	0	+3
20	TRENCAN Matus	15	SVK	F	6	3	17	17.65	0	0	+8
20	UHNAK Martin	6	SVK	F	6	3	19	15.79	0	1	0
20	VIKSNA Evgeny	28	RUS	D	6	3	13	23.08	1	0	+8

LEGEND

D Defence	F Forward	G Goals	GP Number of games played
No Jersey number	Pos Position	PPG Power play goals	S Shots
SG% Percentage of goals from total shots	SHG Shorthanded goals	+/- Plus/minus net	

Timing and Results provided by **TISSOT**



Assist Leaders

As of SAT 14 FEB 2015
Including Game #33

(Ranked by highest A/ lowest GP)

Rank	Name	No	Team	Pos	GP	A	+/-
1	FUENTES Patricio	22	ESP	F	6	8	+5
1	LEBEDEV Alexander	16	RUS	F	6	8	+9
3	SCHMIDT Connor	7	USA	D	6	7	+4
4	FEDOROV Artem	17	RUS	F	6	6	+4
4	PEDRAZ Alejandro	12	ESP	F	6	6	-1
4	UBIETO Adrian	19	ESP	D	6	6	-3
7	BRESLIN Joey	19	USA	F	6	5	+7
7	GAPA Peter	19	SVK	F	6	5	+5
7	HANNON Luke	20	USA	F	6	5	+5
7	KOPER Levko Steven John	19	CAN	F	6	5	+7
7	RONNEBACK THOMSON Joachim	19	SWE	F	6	5	+1
7	TRENCAN Matus	15	SVK	F	6	5	+8
7	ZACHAR David	24	CZE	F	6	5	+6
14	ARNOST Daniel	10	CZE	F	6	4	+6
14	BRZOBOHATY Michal	17	CZE	D	6	4	+2
14	CURRAN Kodie James	4	CAN	D	6	4	+3
14	DALECKY Jan	7	CZE	D	6	4	+6
14	DEPAPE Jordan Matthew Orr	17	CAN	F	6	4	+5
14	FOSTER Taylor Joseph	16	CAN	F	6	4	+2
14	HUCKO Petr	9	CZE	F	6	4	+5
14	KLIMCHUK Mikhail	14	RUS	F	6	4	+6
14	LYRVALL Erik	5	SWE	D	6	4	0
14	MARUSIAK Marek	23	SVK	F	6	4	+1
14	MATSUKANE Kenta	4	JPN	D	6	4	-1
14	MAXWELL Stanley Mitchell	7	CAN	F	6	4	+7
14	MIHALIK Denis	20	SVK	F	6	4	+3
14	OMUKU Maito	8	JPN	F	6	4	+2
14	PAULSEN Luke Eric	5	CAN	D	6	4	+5
14	PETRAKOV Ivan	26	RUS	F	6	4	+9
14	ROWLEY Jordan Thomas	21	CAN	D	6	4	+8
14	SKVOR Jan	25	CZE	D	6	4	+6
14	UHNAK Martin	6	SVK	F	6	4	0

LEGEND

A	Assists	D	Defence	F	Forward	GP	Number of games played
No	Jersey number	Pos	Position	+/-	Plus/minus net		

Timing and Results provided by **TISSOT**



Defencemen Scoring Leaders


As of SAT 14 FEB 2015
Including Game #33

(Ranked by highest PTS / highest G / lowest GP)

Rank	Name	No	Team	GP	G	A	PTS	PIM	+/-
1	DALECKY Jan	7	CZE	6	6	4	10	6	+6
2	UBIETO Adrian	19	ESP	6	2	6	8	4	-3
3	SCHMIDT Connor	7	USA	6	1	7	8	18	+4
4	RUSINA Tomas	13	SVK	6	4	3	7	6	+10
5	SATOH Hikaru	24	JPN	6	2	3	5	4	0
6	LYRVALL Erik	5	SWE	6	1	4	5	4	0
7	VIKSNA Evgeny	28	RUS	6	3	1	4	2	+8
8	CRAIGE Jesse Wade	22	CAN	6	2	2	4	12	+5
8	ZERN Nicholas	8	USA	6	2	2	4	6	+3
10	GUTWALD Michal	20	CZE	6	1	3	4	6	+6
10	JIGMALM Freddie	6	SWE	6	1	3	4	6	+1
10	MANNING Neil Alton	8	CAN	6	1	3	4	0	+4
10	SZABO Patrik	26	SVK	6	1	3	4	0	+4
10	VRANA Lukas	18	CZE	6	1	3	4	0	+2
15	BRZOBOHATY Michal	17	CZE	6	0	4	4	0	+2
15	CURRAN Kodie James	4	CAN	6	0	4	4	6	+3
15	MATSUKANE Kenta	4	JPN	6	0	4	4	0	-1
15	PAULSEN Luke Eric	5	CAN	6	0	4	4	0	+5
15	ROWLEY Jordan Thomas	21	CAN	6	0	4	4	10	+8
15	SKVOR Jan	25	CZE	6	0	4	4	0	+6
21	LUNTER Peter	27	SVK	6	2	1	3	2	+4
21	SVARICEK Filip	12	CZE	6	2	1	3	6	+5
23	BRAVO Juan Francisco	10	ESP	6	1	2	3	2	+2
23	KOLDA Josef	11	CZE	6	1	2	3	4	+3
23	McGOVERN Edward	4	USA	6	1	2	3	2	0
23	RAFIKOV Rushan	19	RUS	6	1	2	3	6	+9
27	GAINZA Inigo	3	ESP	5	0	3	3	31	-1
28	HORIUCHI Itaru	2	JPN	6	0	3	3	8	0
28	KOPECKY Peter	9	SVK	6	0	3	3	6	+10
28	STEINER Dominik	14	CZE	6	0	3	3	6	+8

LEGEND

A	Assists	G	Goals	GP	Number of games played
No	Jersey number	PIM	Penalties in minutes	PTS	Points
+/-	Plus/minus net				

Timing and Results provided by  TISSOT



Face-off Leaders

As of SAT 14 FEB 2015
Including Game #33

(Ranked by highest FO%)

Rank	Name	No	Team	Pos	GP	FO+	FO-	FO+/-	FO%
1	MAXWELL Stanley Mitchell	7	CAN	F	6	23	5	18	82.14
2	JIGMALM Freddie	6	SWE	D	6	29	12	17	70.73
3	VRANA Lukas	18	CZE	D	6	61	29	32	67.78
4	BETRAN Adrian	5	ESP	F	6	63	30	33	67.74
5	FEDOSSENKO Vyacheslav	24	KAZ	F	5	14	7	7	66.67
6	JOHNSON Bryce	9	USA	F	6	69	37	32	65.09
7	ARNOST Daniel	10	CZE	F	6	41	24	17	63.08
8	MUNOZ Juan	11	ESP	F	6	22	13	9	62.86
9	HUCKO Petr	9	CZE	F	6	18	11	7	62.07
10	REDDICK Kruse Allan	11	CAN	F	6	66	42	24	61.11
11	FURUHASHI Makuru	18	JPN	F	6	71	46	25	60.68
12	PEARCE Elgin James Milton	9	CAN	F	6	23	15	8	60.53
13	TORCHENYUK Alexander	13	RUS	F	6	67	44	23	60.36
14	FUENTES Patricio	22	ESP	F	6	79	56	23	58.52
15	FOSTER Taylor Joseph	16	CAN	F	6	64	46	18	58.18
16	SZABO Patrik	26	SVK	D	6	18	13	5	58.06
17	BRESLIN Joey	19	USA	F	6	51	37	14	57.95
18	KRIVCHENKO Egor	24	RUS	F	6	44	32	12	57.89
19	ZACHAR David	24	CZE	F	6	23	17	6	57.50
20	MATEJKA Filip	4	CZE	F	6	50	38	12	56.82
21	GORDEEV Artem	9	RUS	F	6	59	46	13	56.19
22	DALECKY Jan	7	CZE	D	6	56	44	12	56.00
23	BALENT Bill	10	USA	F	6	67	53	14	55.83
24	ZYATKOV Pavel	8	KAZ	F	5	11	9	2	55.00
25	FIDDLER Tyler Wayne	24	CAN	F	6	53	44	9	54.64
25	OMUKU Maito	8	JPN	F	6	53	44	9	54.64
27	ROGNE Eric	23	SWE	F	4	19	16	3	54.29
28	FERNANDEZ-POLA Angel	17	ESP	F	6	28	25	3	52.83
29	PETRAKOV Ivan	26	RUS	F	6	42	39	3	51.85
30	TANAKA Kentaro	14	JPN	F	6	42	40	2	51.22

NOTE

Average of four face-offs per game played required for ranking.

LEGEND

D	Defence	F	Forward	FO+	Face-offs won
FO-	Face-offs lost	FO+/-	Face-offs net	FO%	Face-offs won as percentage
GP	Number of games played	No	Jersey number	Pos	Position

Timing and Results provided by **TISSOT**



Plus-Minus Leaders

As of SAT 14 FEB 2015
Including Game #33

(Ranked by highest +/- / highest + /lowest GP)

Rank	Name	No	Team	Pos	GP	+	-	+/-
1	KOPECKY Peter	9	SVK	D	6	14	4	+10
2	RUSINA Tomas	13	SVK	D	6	13	3	+10
3	McFAULL Kendall	6	CAN	D	6	12	2	+10
4	BOLSHAKOV Alexander	25	RUS	D	6	11	1	+10
5	RAFIKOV Rushan	19	RUS	D	6	11	2	+9
5	VASILYEV Valerii	2	RUS	D	6	11	2	+9
7	LEBEDEV Alexander	16	RUS	F	6	10	1	+9
7	PETRAKOV Ivan	26	RUS	F	6	10	1	+9
9	STEINER Dominik	14	CZE	D	6	13	5	+8
10	TRENCAN Matus	15	SVK	F	6	12	4	+8
11	VIKSNA Evgeny	28	RUS	D	6	10	2	+8
12	ROWLEY Jordan Thomas	21	CAN	D	6	9	1	+8
13	SHINGAREEV Timur	27	RUS	F	6	8	0	+8
14	BRESLIN Joey	19	USA	F	6	9	2	+7
14	DELAHEY Matthew Kenneth	3	CAN	D	6	9	2	+7
14	KOPER Levko Steven John	19	CAN	F	6	9	2	+7
17	GIMATOV Eduard	8	RUS	F	6	8	1	+7
17	MAXWELL Stanley Mitchell	7	CAN	F	6	8	1	+7
19	GUTWALD Michal	20	CZE	D	6	12	6	+6
20	ZACHAR David	24	CZE	F	6	10	4	+6
21	DALECKY Jan	7	CZE	D	6	9	3	+6
22	BREWSTER Samuel	25	USA	F	6	8	2	+6
22	REDDICK Kruse Allan	11	CAN	F	6	8	2	+6
22	SKVOR Jan	25	CZE	D	6	8	2	+6
25	ARNOST Daniel	10	CZE	F	6	7	1	+6
25	KLIMCHUK Mikhail	14	RUS	F	6	7	1	+6
25	OHBA Dai	6	JPN	D	6	7	1	+6
28	GORDEEV Artem	9	RUS	F	6	6	0	+6
28	PEARCE Elgin James Milton	9	CAN	F	6	6	0	+6
30	GAPA Peter	19	SVK	F	6	10	5	+5

LEGEND

D	Defence	F	Forward	GP	Number of games played	No	Jersey number
Pos	Position	+	Positive participation	-	Negative participation	+/-	Plus/minus net

Timing and Results provided by **TISSOT**



Most Penalised Players

As of SAT 14 FEB 2015
Including Game #33


(Ranked by highest PIM / lowest GP)

Rank	Name	No	Team	Pos	GP	PIM	2	5	10	GM	MP	PAVG
1	GAINZA Inigo	3	ESP	D	5	31	3	1	0	1	0	6:12
2	OTSU Kosuke	11	JPN	F	6	31	3	1	0	1	0	5:10
3	ISHMAMETYEV Alexey	5	KAZ	D	5	29	2	1	0	1	0	5:48
4	LU Hengnan	9	CHN	F	6	28	4	0	2	0	0	4:40
5	PESLAR Jakub	23	CZE	D	5	25	0	0	0	0	1	5:00
6	ZHANG Jiaqi	10	CHN	D	6	20	10	0	0	0	0	3:20
7	SCHMIDT Connor	7	USA	D	6	18	4	0	1	0	0	3:00
8	ORRSVEDEN Magnus	11	SWE	F	6	16	3	0	1	0	0	2:40
9	CHO Seokjun	17	KOR	D	7	16	3	0	1	0	0	2:17
10	SOLORZANO Ignacio	18	ESP	F	4	14	2	0	1	0	0	3:30
11	HALO Juraj	1	SVK	GK	6	14	2	0	1	0	0	2:20
11	HITOSATO Shigeki	13	JPN	F	6	14	2	0	1	0	0	2:20
11	HUANG Peng	6	CHN	F	6	14	7	0	0	0	0	2:20
11	KASCSEK John-Paul	11	USA	F	6	14	2	0	1	0	0	2:20
11	QIAN Jinglin	16	CHN	D	6	14	7	0	0	0	0	2:20
11	TANAKA Kentaro	14	JPN	F	6	14	2	0	1	0	0	2:20
17	BJORK LINDSTROM Victor	9	SWE	F	6	12	6	0	0	0	0	2:00
17	CRAIGE Jesse Wade	22	CAN	D	6	12	1	0	1	0	0	2:00
19	OH Seahn	13	KOR	F	7	12	1	0	1	0	0	1:42
20	ALCAINE Ander	1	ESP	GK	6	10	0	0	1	0	0	1:40
20	COOPER Matt	30	USA	GK	6	10	0	0	1	0	0	1:40
20	DELAHEY Matthew Kenneth	3	CAN	D	6	10	5	0	0	0	0	1:40
20	ROWLEY Jordan Thomas	21	CAN	D	6	10	5	0	0	0	0	1:40
20	SUZUKI Kento	21	JPN	F	6	10	5	0	0	0	0	1:40
20	ZHANG Zhen	12	CHN	D	6	10	5	0	0	0	0	1:40
26	KANG Yoonseok	18	KOR	F	7	10	5	0	0	0	0	1:25
27	WU Jiasiteng	17	CHN	D	4	8	4	0	0	0	0	2:00
28	AKHMETOV Daniyar	6	KAZ	D	5	8	4	0	0	0	0	1:36
28	KURSHUK Alexandr	18	KAZ	D	5	8	4	0	0	0	0	1:36
30	CARTIER Cody Jessie	26	CAN	F	6	8	4	0	0	0	0	1:20
30	FIDDLER Tyler Wayne	24	CAN	F	6	8	4	0	0	0	0	1:20
30	FURUHASHI Makuru	18	JPN	F	6	8	4	0	0	0	0	1:20
30	GARCIA-ARIAS Javier	15	ESP	F	6	8	4	0	0	0	0	1:20
30	HORIUCHI Itaru	2	JPN	D	6	8	4	0	0	0	0	1:20
30	KING Kevin Jarrett	25	CAN	F	6	8	4	0	0	0	0	1:20
30	McFAULL Kendall	6	CAN	D	6	8	4	0	0	0	0	1:20
30	PIACKA Edmund	17	SVK	F	6	8	4	0	0	0	0	1:20
30	SALDEEN Justus	17	SWE	F	6	8	4	0	0	0	0	1:20
30	TRENCAN Matus	15	SVK	F	6	8	4	0	0	0	0	1:20
30	UHNAK Martin	6	SVK	F	6	8	4	0	0	0	0	1:20
30	YOUNG Jordan	23	USA	D	6	8	4	0	0	0	0	1:20



LEGEND

2	Two (2) minute penalties	5	Five (5) minute penalties	10	Ten (10) minute penalties
D	Defence	F	Forward	GK	Goalkeeper
GM	Game misconducts	GP	Games played	MP	Match penalties
No	Jersey number	PAVG	PIM (average) per game	PIM	Penalties in minutes
Pos	Position				

Timing and Results provided by  **TISSOT**



Medallists

As of SAT 14 FEB 2015

GOLD	SILVER	BRONZE
RUS - Russian Federation	KAZ - Kazakhstan	CAN - Canada
1 EVDOKIMOV Gleb	1 KUDRYAVTSEV Sergey	1 LAZARUK Kristopher Robert
2 VASILYEV Valerii	2 GOROZHANINOV Ilya	3 DELAHEY Matthew Kenneth
8 GIMATOV Eduard	3 IVASHIN Viktor	4 CURRAN Kodie James
9 GORDEEV Artem	4 GULYAKOV Ilya	5 PAULSEN Luke Eric
11 AKISHIN Dmitrii	5 ISHMAMETEV Alexey	6 McFAULL Kendall
12 CHEREPANOV Nikita	6 AKHMETOV Daniyar	7 MAXWELL Stanley Mitchell
13 TORCHENYUK Alexander	7 POPOVICH Yulian	8 MANNING Neil Alton
14 KLIMCHUK Mikhail	8 ZYATKOV Pavel	9 PEARCE Elgin James Milton
15 ALESHIN Egor	9 NESTEROV German	10 COLLINS Christopher James
16 LEBEDEV Alexander	10 GREBENCHSHIKOV Vladimir	11 REDDICK Kruise Allan
17 FEDOROV Artem	11 KENBAYEV Daulet	12 HICKMOTT Jordan Lindsay
19 RAFIKOV Rushan	12 ANTSIFEROV Alexey	15 FOWLIE Cody Joseph Allan
20 BELOV Sergey	14 VOLOGODSKIY Alexandr	16 FOSTER Taylor Joseph
21 SOLOVYEV Evgeny	16 SAFIN Renat	17 DEPAPE Jordan Matthew Orr
22 BARBASHEV Sergey	17 YELAKOV Vladislav	19 KOPER Levko Steven John
23 MASLOV Kirill	18 KURSHUK Alexandr	21 ROWLEY Jordan Thomas
24 KRIVCHENKO Egor	19 BELGIBAYEV Nursultan	22 CRAIGE Jesse Wade
25 BOLSHAKOV Alexander	20 SMOLNIKOV Mikhail	23 McCALLUM Craig
26 PETRAKOV Ivan	21 MAZULA Eduard	24 FIDDLER Tyler Wayne
27 SHINGAREEV Timur	22 KACHULIN Mikhail	25 KING Kevin Jarrett
28 VIKSNA Evgeny	23 KOVZALOV Ilya	26 CARTIER Cody Jessie
29 LEE Oleg	24 FEDOSSENKO Vyacheslav	30 FLETTE Dalyn Ross
	25 GRYAZNOV Maxim	31 HOLFELD Ryan Michael



Game Roster

KAZ - RUS

Referee(s)

CAMPBELL Michael (CAN) , HEIKKINEN Lassi (FIN)

Linesmen

NYQVIST Anders (SWE) , VANOOSTEN Nathan (CAN)

Goalkeepers

Team: KAZ

No	Name	GP	MIP	GA	SVS	SOG	SVS%	GAA
1	KUDRYAVTSEV Sergey	2	00:00	0	0	0	0.00	0.00
20	SMOLNIKOV Mikhail	4	245:00	7	113	120	94.17	1.71
25	GRYAZNOV Maxim	2	00:00	0	0	0	0.00	0.00

Team Roster

Team: KAZ (blue)

No	Pos	Name	GP	G	A	PTS	PIM	+/-
1	GK	KUDRYAVTSEV Sergey	2	0	0	0	0	
2	D	GOROZHANINOV Ilya	4	0	0	0	2	+1
3	D	IVASHIN Viktor	4	0	0	0	0	+2
4	D	GULYAKOV Ilya	4	0	2	2	4	+3
5	D	ISHMAMETYEV Alexey	4	0	0	0	27	-2
6	D	AKHMETOV Daniyar +C	4	0	1	1	6	-1
7	F	POPOVICH Yulian	4	1	1	2	0	-1
8	F	ZYATKOV Pavel	4	2	1	3	2	+3
9	F	NESTEROV German	4	1	1	2	0	0
10	D	GREBENCHSHIKOV Vladimir	4	1	0	1	2	+2
11	D	KENBAYEV Daulet	4	1	1	2	2	0
12	F	ANTSIFEROV Alexey	4	1	1	2	0	0
14	F	VOLOGODSKIY Alexandr	4	0	0	0	0	+1
16	F	SAFIN Renat	4	1	0	1	2	0
17	F	YELAKOV Vladislav	4	1	0	1	4	+1
18	D	KURSHUK Alexandr +A	4	0	0	0	8	+1
19	F	BELGIBAYEV Nursultan +A	4	0	1	1	2	+2
20	GK	SMOLNIKOV Mikhail	4	0	0	0	0	
21	F	MAZULA Eduard	0	0	0	0	0	0
22	F	KACHULIN Mikhail	4	1	2	3	0	+2
23	F	KOVZALOV Ilya	4	1	0	1	0	+3
24	F	FEDOSSENKO Vyacheslav	4	0	1	1	2	+2
25	GK	GRYAZNOV Maxim	2	0	0	0	0	

Head Coach: STARYGIN Sergey

Team: RUS

No	Name	GP	MIP	GA	SVS	SOG	SVS%	GAA
1	EVDOKIMOV Gleb	5	120:00	6	28	34	82.35	3.00
20	BELOV Sergey	5	185:00	2	74	76	97.37	0.65

Team: RUS (white)

No	Pos	Name	GP	G	A	PTS	PIM	+/-
1	GK	EVDOKIMOV Gleb	5	0	0	0	0	
2	D	VASILYEV Valerii	5	0	0	0	0	+7
8	F	GIMATOV Eduard	5	5	2	7	4	+7
9	F	GORDEEV Artem	5	0	1	1	2	+5
11	D	AKISHIN Dmitrii	5	0	0	0	2	+4
12	D	CHEREPANOV Nikita	5	0	1	1	6	+1
13	F	TORCHENYUK Alexander +C	5	0	2	2	2	+3
14	F	KLIMCHUK Mikhail +A	5	2	3	5	4	+4
15	F	ALESHIN Egor	5	0	2	2	2	+2
16	F	LEBEDEV Alexander	5	1	8	9	4	+9
17	F	FEDOROV Artem	5	3	6	9	4	+3
19	D	RAFIKOV Rushan +A	5	1	2	3	6	+10
20	GK	BELOV Sergey	5	0	0	0	0	
21	F	SOLOVYEV Evgeny	5	1	2	3	2	+2
22	F	BARBASHEV Sergey	5	4	1	5	2	+4
23	D	MASLOV Kirill	5	0	1	1	2	+1
24	F	KRIVCHENKO Egor	5	4	3	7	0	+3
25	D	BOLSHAKOV Alexander	5	0	1	1	0	+8
26	F	PETRAKOV Ivan	5	4	4	8	4	+9
27	F	SHINGAREEV Timur	5	2	1	3	0	+7
28	D	VIKUNA Evgeny	5	3	1	4	2	+8
29	F	LEE Oleg	5	1	2	3	0	+5

Head Coach: UVAEV Viacheslav

LEGEND

A Assists	D Defence	F Forward	G Goals
GA Goals against	GAA Goals against as average per 60 minutes	GK Goalkeeper	GP Games played
MIP Minutes and seconds played	No Jersey number	PIM Penalties in minutes	Pos Position
PTS Points	SOG Shots on goal	SVS Saves	SVS% Saves in percentage
+/- Plus/minus net	+A Assistant captain	+C Captain	

Timing and Results provided by **TISSOT**



Line-ups

KAZ - RUS

Referee(s)

CAMPBELL Michael (CAN) , HEIKKINEN Lassi (FIN)

Linesmen

NYQVIST Anders (SWE) , VANOOSTEN Nathan (CAN)

Goalkeepers

Team: KAZ

No	Name
20	SMOLNIKOV Mikhail
1	KUDRYAVTSEV Sergey

Team Line-ups

Team: KAZ (blue)

No	Pos	Name
4	D	GULYAKOV Ilya
18	D	KURSHUK Alexandr +A
8	F	ZYATKOV Pavel
22	F	KACHULIN Mikhail
23	F	KOVZALOV Ilya
5	D	ISHMAMETYEV Alexey
6	D	AKHMETOV Daniyar +C
9	F	NESTEROV German
16	F	SAFIN Renat
17	F	YELAKOV Vladislav
10	D	GREBENCHSHIKOV Vladimir
11	D	KENBAYEV Daulet
7	F	POPOVICH Yulian
12	F	ANTSIFEROV Alexey
19	F	BELGIBAYEV Nursultan +A
2	D	GOROZHANINOV Ilya
3	D	IVASHIN Viktor
14	F	VOLOGODSKIY Alexandr
24	F	FEDOSSENKO Vyacheslav

Head Coach: STARYGIN Sergey

NOT DRESSED:

21 F MAZULA Eduard
25 GK GRYAZNOV Maxim

Team: RUS

No	Name
20	BELOV Sergey
1	EVDOKIMOV Gleb

Team: RUS (white)

No	Pos	Name
11	D	AKISHIN Dmitrii
28	D	VIKSNA Evgeny
13	F	TORCHENYUK Alexander +C
22	F	BARBASHEV Sergey
29	F	LEE Oleg
2	D	VASILYEV Valerii
19	D	RAFIKOV Rushan +A
8	F	GIMATOV Eduard
16	F	LEBEDEV Alexander
26	F	PETRAKOV Ivan
12	D	CHEREPANOV Nikita
23	D	MASLOV Kirill
17	F	FEDOROV Artem
21	F	SOLOVYEV Evgeny
24	F	KRIVCHENKO Egor
25	D	BOLSHAKOV Alexander
9	F	GORDEEV Artem
14	F	KLIMCHUK Mikhail +A
15	F	ALESHIN Egor
27	F	SHINGAREEV Timur

Head Coach: UVAEV Viacheslav

LEGEND

D	Defence	F	Forward	No	Jersey number	Pos	Position
+A	Assistant captain	+C	Captain				

Timing and Results provided by **TISSOT**



Graphical Line-ups

KAZ - RUS

Referee(s)

CAMPBELL Michael (CAN) , HEIKKINEN Lassi (FIN)

Linesmen

NYQVIST Anders (SWE) , VANOOSTEN Nathan (CAN)

Team: KAZ - Kazakhstan (blue)

Head Coach: STARYGIN Sergey

S1 20 SMOLNIKOV Mikhail		
1 KUDRYAVTSEV Sergey		
S2 4 GULYAKOV Ilya	S3 18 KURSHUK Alexandr +A	
S4 8 ZYATKOV Pavel	S6 23 KOVZALOV Ilya	S5 22 KACHULIN Mikhail
5 ISHMAMETYEV Alexey		6 AKHMETOV Daniyar +C
9 NESTEROV German	17 YELAKOV Vladislav	16 SAFIN Renat
10 GREBENCHSHIKOV Vladimir		11 KENBAYEV Dautlet
7 POPOVICH Yulian	12 ANTSIFEROV Alexey	19 BELGIBAYEV Nursultan +A
3 IVASHIN Viktor		
14 VOLOGODSKIY Alexandr	24 FEDOSSENKO Vyacheslav	2 GOROZHANINOV Ilya

Team: RUS - Russian Federation (white)

Head Coach: UVAEV Viacheslav


S1 20 BELOV Sergey		
1 EVDOKIMOV Gleb		
S2 11 AKISHIN Dmitrii	S3 28 VIKSNA Evgeny	
S5 22 BARBASHEV Sergey	S4 13 TORCHENYUK Alexander +C	S6 29 LEE Oleg
19 RAFIKOV Rushan +A		2 VASILYEV Valerii
8 GIMATOV Eduard	26 PETRAKOV Ivan	16 LEBEDEV Alexander
12 CHEREPANOV Nikita		23 MASLOV Kirill
17 FEDOROV Artem	24 KRIVCHENKO Egor	21 SOLOVYEV Evgeny
25 BOLSHAKOV Alexander		15 ALESHIN Egor
27 SHINGAREEV Timur	9 GORDEEV Artem	14 KLIMCHUK Mikhail +A

LEGEND

Sn Starting position

+A Assistant captain

+C Captain

Timing and Results provided by  TISSOT



Game Summary

KAZ - RUS 1 - 3 (0 - 2 , 0 - 1 , 1 - 0)

Spectators	Referee(s)	Linesmen
5500	CAMPBELL Michael (CAN) , HEIKKINEN Lassi (FIN)	NYQVIST Anders (SWE) , VANOOSTEN Nathan (CAN)

Team Statistics

Period	Score	SVS	SOG	PIM	TPP	PPG	SHG
1	0 : 2	11 : 6	6 : 13	2 : 2	02:00 : 02:00	0 : 0	0 : 0
2	0 : 1	5 : 13	13 : 6	0 : 2	02:00 : 00:00	0 : 0	0 : 0
3	1 : 0	10 : 11	12 : 10	4 : 0	00:00 : 04:00	0 : 0	0 : 0
Total	1 : 3	26 : 30	31 : 29	6 : 4	04:00 : 06:00	0 : 0	0 : 0

1st Period

Action	Time	ET/Res	Team	Type	No	Name	(G)	Name of Assistant(s) / Action Description
GK	00:00		KAZ		20	SMOLNIKOV M		- Goalkeeper in
GK	00:00		RUS		20	BELOV S		- Goalkeeper in
Goal	02:36	0 : 1	RUS	EQ	27	SHINGAREEV T	(3)	9 GORDEEV A On Ice KAZ 20 2 3 5 14 24 RUS 20 2 9 14 25 27
Penalty	04:09	06:09	KAZ	2 min.	6	AKHMETOV D		- Holding an opponent
Penalty	08:28	10:28	RUS	2 min.		- Team penalty		- Too Many Men / Served by: 27 SHINGAREEV T
Goal	13:31	0 : 2	RUS	EQ	24	KRIVCHENKO E	(5)	14 KLIMCHUK M On Ice KAZ 20 4 7 12 18 22 RUS 20 2 14 17 24 25

2nd Period

Action	Time	ET/Res	Team	Type	No	Name	(G)	Name of Assistant(s) / Action Description
Goal	29:31	0 : 3	RUS	EQ	13	TORCHENYUK A	(1)	22 BARBASHEV S On Ice KAZ 20 4 11 14 18 24 27 SHINGAREEV T RUS 20 11 13 22 28 29
Penalty	32:28	34:28	RUS	2 min.	22	BARBASHEV S		- Closing hand on puck

3rd Period

Action	Time	ET/Res	Team	Type	No	Name	(G)	Name of Assistant(s) / Action Description
Goal	43:12	1 : 3	KAZ	EQ	16	SAFIN R	(2)	17 YELAKOV V On Ice KAZ 20 5 6 9 16 17 9 NESTEROV G RUS 20 13 19 22 28 29
Penalty	50:22	52:22	KAZ	2 min.	5	ISHMAMETYEY A		- Tripping
Penalty	53:01	55:01	KAZ	2 min.	10	GREBENCHSHIKOV V		- Hooking
GK	60:00		KAZ					20 SMOLNIKOV M - Goalkeeper out
GK	60:00		RUS					20 BELOV S - Goalkeeper out

Goalkeeper Records

Team : KAZ - Kazakhstan

No	Name	SOG	SVS	MIP
20	SMOLNIKOV Mikhail	29	26	60:00
1	KUDRYAVTSEV Sergey			

Team : RUS - Russian Federation


No	Name	SOG	SVS	MIP
20	BELOV Sergey	31	30	60:00
1	EVDOKIMOV Gleb			

Game Statistics

Team : KAZ (blue)

Head Coach : STARYGIN Sergey

No	Pos	Name	G	A	P	PIM	FO+	FO-	FO+/-	FO%	Shots on Goal				TS	+/-
											1	2	3	OT		
4	D	GULYAKOV Ilya	0	0	0	0	0	0	0	0.00	0	0	1		1	-2
8	F	ZYATKOV Pavel	0	0	0	0	2	1	1	66.67	1	0	0		1	0
18	D	KURSHUK Alexandr +A	0	0	0	0	0	0	0	0.00	0	1	2		3	-2
22	F	KACHULIN Mikhail	0	0	0	0	0	0	0	0.00	1	2	2		5	-1
23	F	KOVZALOV Ilya	0	0	0	0	9	10	-1	47.37	0	0	2		2	0
5	D	ISHMAMETYEY Alexey	0	0	0	2	0	0	0	0.00	0	0	0		0	0
6	D	AKHMETOV Daniyar +C	0	0	0	2	0	0	0	0.00	0	0	0		0	+1
9	F	NESTEROV German	0	1	1	0	1	2	-1	33.33	0	1	0		1	+1
16	F	SAFIN Renat	1	0	1	0	0	0	0	0.00	0	3	2		5	+1
17	F	YELAKOV Vladislav	0	1	1	0	5	9	-4	35.71	0	3	1		4	+1

Timing and Results provided by 



Head Coach : STARYGIN Sergey										Shots on Goal						
No	Pos	Name	G	A	P	PIM	FO+	FO-	FO+/-	FO%	1	2	3	OT	TS	+/-
7	F	POPOVICH Yulian	0	0	0	0	0	0	0	0.00	2	2	0		4	-1
10	D	GREBENCHSHIKOV Vladimir	0	0	0	2	0	0	0	0.00	1	0	1		2	0
11	D	KENBAYEV Daulet	0	0	0	0	3	0	3	100.00	0	0	0		0	-1
12	F	ANTSIFEROV Alexey	0	0	0	0	11	7	4	61.11	1	1	1		3	-1
19	F	BELGIBAYEV Nursultan +A	0	0	0	0	2	0	2	100.00	0	0	0		0	0
2	D	GOROZHANINOV Ilya	0	0	0	0	0	0	0	0.00	0	0	0		0	-1
3	D	IVASHIN Viktor	0	0	0	0	0	0	0	0.00	0	0	0		0	-1
14	F	VOLOGODSKIY Alexandr	0	0	0	0	0	0	0	0.00	0	0	0		0	-2
24	F	FEDOSSENKO Vyacheslav	0	0	0	0	1	2	-1	33.33	0	0	0		0	-2
1	GK	KUDRYAVTSEV Sergey	0	0	0	0					0	0	0		0	
20	GK	SMOLNIKOV Mikhail	0	0	0	0					0	0	0		0	
Total			1	2	3	6	34	31	3	52.31	6	13	12		31	

Team : RUS (white)

Head Coach : UVAEV Viacheslav										Shots on Goal						
No	Pos	Name	G	A	P	PIM	FO+	FO-	FO+/-	FO%	1	2	3	OT	TS	+/-
11	D	AKISHIN Dmitrii	0	0	0	0	0	0	0	0.00	0	0	0		0	+1
13	F	TORCHENYUK Alexander +C	1	0	1	0	10	11	-1	47.62	0	3	0		3	0
22	F	BARBASHEV Sergey	0	1	1	2	0	0	0	0.00	0	0	0		0	0
28	D	VIKSNA Evgeny	0	0	0	0	0	0	0	0.00	0	0	1		1	0
29	F	LEE Oleg	0	0	0	0	0	0	0	0.00	0	1	0		1	0
2	D	VASILYEV Valerii	0	0	0	0	0	0	0	0.00	1	0	0		1	+2
8	F	GIMATOV Eduard	0	0	0	0	1	1	0	50.00	3	0	1		4	0
16	F	LEBEDEV Alexander	0	0	0	0	0	0	0	0.00	0	0	0		0	0
19	D	RAFIKOV Rushan +A	0	0	0	0	0	1	-1	0.00	2	0	0		2	-1
26	F	PETRAKOV Ivan	0	0	0	0	3	5	-2	37.50	0	0	0		0	0
12	D	CHEREPANOV Nikita	0	0	0	0	0	0	0	0.00	1	0	2		3	0
17	F	FEDOROV Artem	0	0	0	0	0	0	0	0.00	0	0	1		1	+1
21	F	SOLOVYEV Evgeny	0	0	0	0	1	0	1	100.00	0	0	2		2	0
23	D	MASLOV Kirill	0	0	0	0	0	0	0	0.00	0	0	0		0	0
24	F	KRIVCHENKO Egor	1	0	1	0	7	6	1	53.85	1	0	2		3	+1
9	F	GORDEEV Artem	0	1	1	0	9	10	-1	47.37	1	0	0		1	+1
14	F	KLIMCHUK Mikhail +A	0	1	1	0	0	0	0	0.00	2	0	0		2	+2
15	F	ALESHIN Egor	0	0	0	0	0	0	0	0.00	0	1	1		2	0
25	D	BOLSHAKOV Alexander	0	0	0	0	0	0	0	0.00	0	0	0		0	+2
27	F	SHINGAREEV Timur	1	1	2	0	0	0	0	0.00	2	1	0		3	+1
1	GK	EVDOKIMOV Gleb	0	0	0	0					0	0	0		0	
20	GK	BELOV Sergey	0	0	0	0					0	0	0		0	
Total			3	4	7	2	31	34	-3	47.69	13	6	10		29	

LEGEND

(G) Goals in tournament	+/- Plus/minus net	+A Assistant captain	+C Captain
A Assists	D Defence	EQ Equal strength	ET/Res Penalty end time/Result of game
F Forward	FO- Face-offs lost	FO% Face-offs won as percentage	FO+ Face-offs won
FO+/- Face-offs net	G Goals	GK Goalkeeper	MIP Minutes in play (GK)
No Jersey number	OT Overtime	P Points	PIM Penalties in minutes
Pos Position	PPG Power play goals	SHG Shorthanded goals	SOG Shots on goal
SVS Saves	TPP Time on power play	TS Total shots	

Timing and Results provided by **TISSOT**

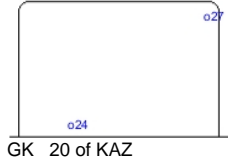


Shot Chart

KAZ - RUS

Shots by RUS

Goals (o): 2 SSG (+): 11
SSP (-): 4 SPG (-): 4



GK 20 of KAZ

Shots by KAZ

Goals (o): 0 SSG (+): 13
SSP (-): 5 SPG (-): 6



GK 20 of RUS

Shots by RUS

Goals (o): 0 SSG (+): 10
SSP (-): 2 SPG (-): 11



GK 20 of KAZ

LEGEND

GK Goalkeeper **SPG** Shots past goal **SSG** Shots saved by goalkeeper **SSP** Shots saved by player

Shots by KAZ

Goals (o): 0 SSG (+): 9
SSP (-): 2 SPG (-): 7



GK 20 of RUS

Shots by RUS

Goals (o): 1 SSG (+): 5
SSP (-): 7 SPG (-): 4



GK 20 of KAZ

Shots by KAZ

Goals (o): 1 SSG (+): 11
SSP (-): 2 SPG (-): 5



GK 20 of RUS



Face-off Chart

KAZ - RUS

PERIOD 1

	KAZ		RUS		KAZ		RUS		Total wins all zones	
	Def. zone	Att. zone	Neutral zone		Att. zone	Def. zone			KAZ	RUS
	+ 12	- 24	- 23	+ 13	+ 24	- 9			Total wins all zones	
	- 23	+ 9	- 17	+ 26	+ 12	- 13				
	- 12	+ 13	- 9	+ 26	+ 12	- 9				
	+ 23	- 24	+ 23	- 13	+ 17	- 8				
	- 24	+ 24	- 12	+ 24	+ 9	- 9				
			- 12	+ 24	- 23	+ 9				
Total wins / period	2 / 40%	3 / 60%	1 / 14%	6 / 86%	5 / 83%	1 / 17%			8 / 44%	10 / 56%

PERIOD 2


	KAZ		RUS		KAZ		RUS		Total wins all zones	
	Def. zone	Att. zone	Neutral zone		Att. zone	Def. zone			KAZ	RUS
	- 12	+ 9	- 23	+ 13	+ 17	- 24			Total wins all zones	
	+ 11	- 13	+ 11	- 9	+ 11	- 9				
	- 24	+ 13	+ 23	- 26	- 8	+ 13				
	+ 19	- 9	- 9	+ 24	+ 17	- 13				
	+ 12	- 9	+ 12	- 13	+ 17	- 26				
	+ 19	- 24	+ 8	- 24	+ 23	- 26				
	- 17	+ 9	+ 12	- 13	+ 12	- 19				
	- 23	+ 24	- 12	+ 13	- 17	+ 8				
	- 23	+ 24								
Total wins / period	4 / 44%	5 / 56%	5 / 63%	3 / 37%	6 / 75%	2 / 25%				

PERIOD 3

	KAZ		RUS		KAZ		RUS		Total wins all zones	
	Def. zone	Att. zone	Neutral zone		Att. zone	Def. zone			KAZ	RUS
	- 17	+ 24	- 23	+ 13	- 17	+ 26			Total wins all zones	
	- 12	+ 9	- 12	+ 13	+ 12	- 24				
	- 17	+ 21	+ 12	- 13	- 17	+ 9				
	+ 12	- 13	+ 23	- 26	+ 23	- 13				
	- 23	+ 13	- 17	+ 9	+ 23	- 26				
	+ 8	- 9	+ 17	- 9	- 17	+ 9				
			+ 23	- 9	+ 12	- 13				
					- 23	+ 13				
					+ 23	- 13				
Total wins / period	2 / 33%	4 / 67%	4 / 57%	3 / 43%	5 / 56%	4 / 44%				

TOTAL

	KAZ		RUS		KAZ		RUS		Total wins all zones	
	Def. zone	Att. zone	Neutral zone		Att. zone	Def. zone			KAZ	RUS
Total wins / game	8 / 40%	12 / 60%	10 / 45%	12 / 55%	16 / 70%	7 / 30%			34 / 52%	31 / 48%

Timing and Results provided by 




HEAD TO HEAD

	RUS							Tot	wins KAZ	Dz	Nz	Az	
	No.	8	9	13	19	21	24						26
KAZ	8		1 - 0	0 - 1			1 - 0		3	2 67%	1 100%	1 100%	0 0%
	9		1 - 0				0 - 1	0 - 1	3	1 33%		0 0%	1 100%
	11		2 - 0	1 - 0					3	3 100%	1 100%	1 100%	1 100%
	12		2 - 2	6 - 3	1 - 0		2 - 2		18	11 61%	3 50%	3 43%	5 100%
	17	1 - 1	1 - 4	1 - 0		0 - 1	1 - 1	1 - 2	14	5 36%	0 0%	1 33%	4 50%
	19		1 - 0				1 - 0		2	2 100%	2 100%		
	23		1 - 3	3 - 5			1 - 2	4 - 0	19	9 47%	1 20%	4 50%	4 67%
	24		1 - 0	0 - 1			0 - 1		3	1 33%	0 0%		1 100%
Tot	2	19	21	1	1	13	8	65	34 52%	8 40%	10 45%	16 70%	
wins RUS	1 50%	9 47%	10 48%	0 0%	1 100%	7 54%	3 38%	31 48%					
Dz	1 50%	3 43%	2 29%	0 0%		0 0%	1 25%	7 30%					
Nz		2 40%	5 56%			3 75%	2 50%	12 55%					
Az		4 57%	3 60%		1 100%	4 57%		12 60%					

LEGEND

Az Attacking zone **Dz** Defending zone **Nz** Neutral zone **Tot** Total face-offs played

Timing and Results provided by  TISSOT



Game Roster

CAN - CZE

Referee(s)

ANSONS Andris (LAT) , OSKIRKO Iurii (RUS)

Goalkeepers

Team: CAN

No	Name	GP	MIP	GA	SVS	SOG	SVS%	GAA
1	LAZARUK Kristopher Robert	4	154:14	6	69	75	92.00	2.33
30	FLETTE Dalyn Ross	2	00:00	0	0	0	0.00	0.00
31	HOLFELD Ryan Michael	4	150:46	1	35	36	97.22	0.40

Team Roster

Team: CAN (white)

No	Pos	Name	GP	G	A	PTS	PIM	+/-
1	GK	LAZARUK Kristopher Robert	4	0	0	0	0	
3	D	DELAHEY Matthew Kenneth +A	5	0	0	0	6	+5
4	D	CURRAN Kodie James	5	0	4	4	6	+3
5	D	PAULSEN Luke Eric	5	0	3	3	0	+4
6	D	McFAULL Kendall	5	0	2	2	6	+5
7	F	MAXWELL Stanley Mitchell	5	1	3	4	4	+5
8	D	MANNING Neil Alton	5	1	2	3	0	+5
9	F	PEARCE Elgin James Milton	5	2	0	2	2	+5
10	F	COLLINS Christopher James	5	3	2	5	2	+2
11	F	REDDICK Kruse Allan +C	5	5	3	8	2	+6
12	F	HICKMOTT Jordan Lindsay	5	3	2	5	0	+4
15	F	FOWLIE Cody Joseph Allan	5	0	1	1	6	+1
16	F	FOSTER Taylor Joseph	5	2	4	6	0	+4
17	F	DEPAPE Jordan Matthew Orr	5	0	3	3	4	+3
19	F	KOPER Levko Steven John	5	3	5	8	0	+7
21	D	ROWLEY Jordan Thomas	5	0	4	4	8	+8
22	D	CRAIGE Jesse Wade	5	2	2	4	12	+6
23	F	McCALLUM Craig	5	0	0	0	0	+2
24	F	FIDDLER Tyler Wayne	5	2	1	3	6	+4
25	F	KING Kevin Jarrett +A	5	3	2	5	6	+4
26	F	CARTIER Cody Jessie	5	2	2	4	6	+4
30	GK	FLETTE Dalyn Ross	2	0	0	0	0	
31	GK	HOLFELD Ryan Michael	4	0	0	0	0	

Head Coach: ADOLPH David George

Linesmen

LORENTSEN BAKLI Gjermund (NOR) , PARK Jun Soo (KOR)

Team: CZE

No	Name	GP	MIP	GA	SVS	SOG	SVS%	GAA
1	SLAMA Jiri	5	00:00	0	0	0	0.00	0.00
2	POLIVKA Patrik	5	299:21	7	55	62	88.71	1.40

Team: CZE (red)

No	Pos	Name	GP	G	A	PTS	PIM	+/-
1	GK	SLAMA Jiri	5	0	0	0	0	
2	GK	POLIVKA Patrik	5	0	0	0	0	
3	F	STASTNY Tomas	5	1	2	3	2	+5
4	F	MATEJKA Filip	5	1	2	3	0	+5
5	F	NOVAK Dominik	5	2	1	3	4	+4
7	D	DALECKY Jan +A	5	6	4	10	6	+7
8	F	MULLER Jan	3	3	1	4	0	+4
9	F	HUCKO Petr	5	0	4	4	0	+5
10	F	ARNOST Daniel	5	2	4	6	4	+5
11	D	KOLDA Josef +A	5	1	2	3	0	+3
12	D	SVARICEK Filip	5	2	1	3	6	+4
13	F	VANEK Rostislav	5	4	0	4	0	+5
14	D	STEINER Dominik +C	5	0	3	3	4	+10
15	D	ZBORIL Mikulas	5	0	0	0	0	+2
16	D	VOJACEK Filip	2	1	0	1	0	0
17	D	BRZOBOHATY Michal	5	0	4	4	0	+5
18	D	VRANA Lukas	5	1	3	4	0	+5
19	F	SKOLOUD Petr	5	3	1	4	2	+3
20	D	GUTWALD Michal	5	1	3	4	6	+8
21	F	VALASEK Milan	5	1	2	3	2	+3
23	D	PESLAR Jakub	4	0	2	2	25	+3
24	F	ZACHAR David	5	4	5	9	4	+7
25	D	SKVOR Jan	5	0	4	4	0	+7

Head Coach: LISKA Jaroslav

LEGEND

A Assists	D Defence	F Forward	G Goals
GA Goals against	GAA Goals against as average per 60 minutes	GK Goalkeeper	GP Games played
MIP Minutes and seconds played	No Jersey number	PIM Penalties in minutes	Pos Position
PTS Points	SOG Shots on goal	SVS Saves	SVS% Saves in percentage
+/- Plus/minus net	+A Assistant captain	+C Captain	

Timing and Results provided by **TISSOT**



Line-ups

CAN - CZE

Referee(s)

ANSONS Andris (LAT) , OSKIRKO Iurii (RUS)

Goalkeepers

Team: CAN

No Name

1 LAZARUK Kristopher Robert
31 HOLFELD Ryan Michael

Team Line-ups

Team: CAN (white)

No Pos Name

21	D	ROWLEY Jordan Thomas
22	D	CRAIGE Jesse Wade
12	F	HICKMOTT Jordan Lindsay
16	F	FOSTER Taylor Joseph
25	F	KING Kevin Jarrett +A
3	D	DELAHEY Matthew Kenneth +A
6	D	McFAULL Kendall
9	F	PEARCE Elgin James Milton
11	F	REDDICK Kruise Allan +C
19	F	KOPER Levko Steven John
4	D	CURRAN Kodie James
8	D	MANNING Neil Alton
23	F	McCALLUM Craig
24	F	FIDDLER Tyler Wayne
26	F	CARTIER Cody Jessie
5	D	PAULSEN Luke Eric
7	F	MAXWELL Stanley Mitchell
10	F	COLLINS Christopher James
15	F	FOWLIE Cody Joseph Allan
17	F	DEPAPE Jordan Matthew Orr

Head Coach: ADOLPH David George

NOT DRESSED:

30 GK FLETTE Dalyn Ross

Linesmen

LORENTSEN BAKLI Gjermund (NOR) , PARK Jun Soo (KOR)

Team: CZE

No Name

2 POLIVKA Patrik
1 SLAMA Jiri

Team: CZE (red)

No Pos Name

7	D	DALECKY Jan +A
14	D	STEINER Dominik +C
20	D	GUTWALD Michal
8	F	MULLER Jan
24	F	ZACHAR David
11	D	KOLDA Josef +A
12	D	SVARICEK Filip
17	D	BRZOBOHATY Michal
18	D	VRANA Lukas
13	F	VANEK Rostislav
23	D	PESLAR Jakub
25	D	SKVOR Jan
4	F	MATEJKA Filip
19	F	SKOLOUD Petr
21	F	VALASEK Milan
15	D	ZBORIL Mikulas
3	F	STASTNY Tomas
5	F	NOVAK Dominik
9	F	HUCKO Petr
10	F	ARNOST Daniel

Head Coach: LISKA Jaroslav

NOT DRESSED:

16 D VOJACEK Filip

LEGEND

D	Defence	F	Forward	No	Jersey number	Pos	Position
+A	Assistant captain	+C	Captain				

Timing and Results provided by **TISSOT**



Graphical Line-ups

CAN - CZE

Referee(s)

ANSONS Andris (LAT) , OSKIRKO Iurii (RUS)

Linesmen

LORENTSEN BAKLI Gjermund (NOR) , PARK Jun Soo (KOR)

Team: CAN - Canada (white)

Head Coach: ADOLPH David George

S1 1 LAZARUK Kristopher Robert		
31 HOLFELD Ryan Michael		
S3 22 CRAIGE Jesse Wade	S2 21 ROWLEY Jordan Thomas	
S4 12 HICKMOTT Jordan Lindsay	S5 16 FOSTER Taylor Joseph	S6 25 KING Kevin Jarrett +A
3 DELAHEY Matthew Kenneth +A		6 McFAULL Kendall
9 PEARCE Elgin James Milton	11 REDDICK Kruse Allan +C	19 KOPER Levko Steven John
4 CURRAN Kodie James		8 MANNING Neil Alton
26 CARTIER Cody Jessie	24 FIDDLER Tyler Wayne	23 McCALLUM Craig
5 PAULSEN Luke Eric		15 FOWLIE Cody Joseph Allan
7 MAXWELL Stanley Mitchell	10 COLLINS Christopher James	17 DEPAPE Jordan Matthew Orr

Team: CZE - Czech Republic (red)

Head Coach: LISKA Jaroslav

S1 2 POLIVKA Patrik		
1 SLAMA Jiri		
S2 14 STEINER Dominik +C	S3 20 GUTWALD Michal	
S5 8 MULLER Jan	S4 7 DALECKY Jan +A	S6 24 ZACHAR David
11 KOLDA Josef +A		12 SVARICEK Filip
13 VANEK Rostislav	18 VRANA Lukas	17 BRZOBOHATY Michal
25 SKVOR Jan		23 PESLAR Jakub
21 VALASEK Milan	4 MATEJKA Filip	19 SKOLOUD Petr
3 STASTNY Tomas		15 ZBORIL Mikulas
9 HUCKO Petr	10 ARNOST Daniel	5 NOVAK Dominik

LEGEND

Sn Starting position

+A Assistant captain

+C Captain

Timing and Results provided by **TISSOT**



Game Summary

CAN - CZE 6 - 2 (2 - 0, 0 - 1, 4 - 1)

Spectators	Referee(s)	Linesmen
700	ANSONS Andris (LAT) , OSKIRKO Iurii (RUS)	LORENTSEN BAKLI Gjermund (NOR) , PARK Jun Soo (KOR)

Team Statistics

Period	Score	SVS	SOG	PIM	TPP	PPG	SHG
1	2 : 0	16 : 12	14 : 16	4 : 4	02:00 : 02:00	0 : 0	0 : 0
2	0 : 1	12 : 7	7 : 13	8 : 4	03:20 : 06:59	0 : 0	0 : 0
3	4 : 1	4 : 9	13 : 5	4 : 6	05:10 : 03:21	1 : 0	1 : 1
Total	6 : 2	32 : 29	35 : 34	16 : 14	10:30 : 12:20	1 : 0	1 : 1

1st Period

Action	Time	ET/Res	Team	Type	No	Name	(G)	Name of Assistant(s) / Action Description
GK	00:00		CAN		1	LAZARUK KR		- Goalkeeper in
GK	00:00		CZE		2	POLIVKA P		- Goalkeeper in
Penalty	00:18	02:18	CAN	2 min.	21	ROWLEY JT		- Hooking
Penalty	00:18	02:18	CZE	2 min.	8	MULLER J		- Holding the Stick
Goal	08:34	1 : 0	CAN	EQ	25	KING KJ	(4)	7 MAXWELL SM On Ice CAN 1 6 7 17 21 25 CZE 2 13 14 17 18 20
Penalty	09:21	11:21	CAN	2 min.	11	REDDICK KA		- Tripping
Goal	14:50	2 : 0	CAN	EQ	15	FOWLIE CJA	(1)	9 PEARCE EJM 25 KING KJ On Ice CAN 1 5 6 9 15 25 CZE 2 13 17 18 23 25
Penalty	16:25	18:25	CZE	2 min.	9	HUCKO P		- Unsportsmanlike Conduct

2nd Period

Action	Time	ET/Res	Team	Type	No	Name	(G)	Name of Assistant(s) / Action Description
Penalty	21:17	23:17	CAN	2 min.	3	DELAHEY MK		- Tripping
Goal	23:49	2 : 1	CZE	EQ	21	VALASEK M	(2)	19 SKOLOUD P On Ice CAN 1 5 8 12 16 25 CZE 2 4 11 12 19 21
Penalty	29:02	31:02	CZE	2 min.	13	VANEK R		- Holding an opponent
Penalty	31:44	33:44	CAN	2 min.	26	CARTIER CJ		- Roughing
Penalty	32:43	34:43	CAN	2 min.	25	KING KJ		- Hooking
Time-out	32:43		CZE					
Penalty	35:41	37:41	CAN	2 min.	6	McFAULL K		- Tripping
Penalty	38:40	40:40	CZE	2 min.	11	KOLDA J		- Hooking

3rd Period

Action	Time	ET/Res	Team	Type	No	Name	(G)	Name of Assistant(s) / Action Description
Penalty	41:06	43:06	CZE	2 min.	11	KOLDA J		- High Sticking
Goal	42:42	2 : 2	CZE	SH1	10	ARNOST D	(3)	5 NOVAK D On Ice CAN 1 12 16 21 22 25 CZE 2 5 10 14 20
Penalty	43:39	45:39	CZE	2 min.	14	STEINER D		- High Sticking
Goal	46:38	3 : 2	CAN	EQ	10	COLLINS CJ	(4)	3 DELAHEY MK 17 DEPAPE JMO On Ice CAN 1 3 6 10 15 17 CZE 2 8 11 17 18 23
Goal	47:17	4 : 2	CAN	EQ	7	MAXWELL SM	(2)	10 COLLINS CJ 15 FOWLIE CJA On Ice CAN 1 3 6 7 10 15 CZE 2 4 14 19 20 21
Penalty	51:53	52:23	CZE	2 min.	24	ZACHAR D		- Hooking
Goal	52:23	5 : 2	CAN	PP1	10	COLLINS CJ	(5)	8 MANNING NA 5 PAULSEN LE On Ice CAN 1 5 8 10 11 19 CZE 2 4 19 20 23 *
Penalty	56:39	58:39	CAN	2 min.	24	FIDDLER TW		- Closing hand on puck
GK	56:39		CZE					2 POLIVKA P - Goalkeeper out
Goal	57:32	6 : 2	CAN	SH1	25	KING KJ	(5)	On Ice CAN 1 5 6 25 26 CZE 4 7 8 14 20 24
GK	57:32		CZE		2	POLIVKA P		- Goalkeeper in
Penalty	58:34	60:00	CAN	2 min.	3	DELAHEY MK		- Cross-Checking
GK	60:00		CAN					1 LAZARUK KR - Goalkeeper out
GK	60:00		CZE					2 POLIVKA P - Goalkeeper out



Goalkeeper Records

Team : CAN - Canada

Team : CZE - Czech Republic

No	Name	SOG	SVS	MIP
1	LAZARUK Kristopher Robert	34	32	60:00
31	HOLFELD Ryan Michael			

No	Name	SOG	SVS	MIP
2	POLIVKA Patrik	33	28	59:07
1	SLAMA Jiri			

Game Statistics

Team : CAN (white)

Head Coach : ADOLPH David George

No	Pos	Name	G	A	P	PIM	FO+	FO-	FO+/-	FO%	Shots on Goal					+/-
											1	2	3	OT	TS	
12	F	HICKMOTT Jordan Lindsay	0	0	0	0	0	0	0	0.00	0	1	0		1	-2
16	F	FOSTER Taylor Joseph	0	0	0	0	9	9	0	50.00	0	1	1		2	-2
21	D	ROWLEY Jordan Thomas	0	0	0	2	0	0	0	0.00	0	3	1		4	0
22	D	CRAIGE Jesse Wade	0	0	0	0	0	0	0	0.00	1	0	1		2	-1
25	F	KING Kevin Jarrett +A	2	1	3	2	3	0	3	100.00	2	1	1		4	+1
3	D	DELAHEY Matthew Kenneth +A	0	1	1	4	0	0	0	0.00	1	0	0		1	+2
6	D	McFAULL Kendall	0	0	0	2	0	0	0	0.00	1	0	0		1	+5
9	F	PEARCE Elgin James Milton	0	1	1	0	3	0	3	100.00	1	0	0		1	+1
11	F	REDDICK Kruise Allan +C	0	0	0	2	10	5	5	66.67	0	0	0		0	0
19	F	KOPER Levko Steven John	0	0	0	0	0	0	0	0.00	1	0	1		2	0
4	D	CURRAN Kodie James	0	0	0	0	0	0	0	0.00	1	0	0		1	0
8	D	MANNING Neil Alton	0	1	1	0	0	0	0	0.00	0	0	0		0	-1
23	F	McCALLUM Craig	0	0	0	0	0	0	0	0.00	1	0	3		4	0
24	F	FIDDLER Tyler Wayne	0	0	0	2	5	6	-1	45.45	2	1	0		3	0
26	F	CARTIER Cody Jessie	0	0	0	2	0	0	0	0.00	0	0	0		0	+1
5	D	PAULSEN Luke Eric	0	1	1	0	0	0	0	0.00	0	0	0		0	+1
7	F	MAXWELL Stanley Mitchell	1	1	2	0	3	1	2	75.00	1	0	2		3	+2
10	F	COLLINS Christopher James	2	1	3	0	1	7	-6	12.50	0	0	2		2	+2
15	F	FOWLIE Cody Joseph Allan	1	1	2	0	0	0	0	0.00	1	0	0		1	+3
17	F	DEPAPE Jordan Matthew Orr	0	1	1	0	0	0	0	0.00	1	0	1		2	+2
1	GK	LAZARUK Kristopher Robert	0	0	0	0					0	0	0		0	
31	GK	HOLFELD Ryan Michael	0	0	0	0					0	0	0		0	
Total			6	9	15	16	34	28	6	54.84	14	7	13		35	

Team : CZE (red)

Head Coach : LISKA Jaroslav

No	Pos	Name	G	A	P	PIM	FO+	FO-	FO+/-	FO%	Shots on Goal					+/-
											1	2	3	OT	TS	
7	D	DALECKY Jan +A	0	0	0	0	10	8	2	55.56	1	3	1		5	-1
8	F	MULLER Jan	0	0	0	2	0	0	0	0.00	3	1	1		5	-2
14	D	STEINER Dominik +C	0	0	0	2	0	0	0	0.00	1	0	0		1	-2
20	D	GUTWALD Michal	0	0	0	0	0	0	0	0.00	1	2	0		3	-2
24	F	ZACHAR David	0	0	0	2	4	3	1	57.14	0	2	0		2	-1
11	D	KOLDA Josef +A	0	0	0	4	0	0	0	0.00	0	0	0		0	0
12	D	SVARICEK Filip	0	0	0	0	0	0	0	0.00	1	0	0		1	+1
13	F	VANEK Rostislav	0	0	0	2	0	0	0	0.00	0	0	1		1	-2
17	D	BRZOBHATY Michal	0	0	0	0	0	0	0	0.00	1	1	0		2	-3
18	D	VRANA Lukas	0	0	0	0	1	7	-6	12.50	1	0	0		1	-3
4	F	MATEJKA Filip	0	0	0	0	7	11	-4	38.89	0	0	0		0	-1
19	F	SKOLOUD Petr	0	1	1	0	1	2	-1	33.33	0	1	0		1	0
21	F	VALASEK Milan	1	0	1	0	0	0	0	0.00	3	1	1		5	0
23	D	PESLAR Jakub	0	0	0	0	0	0	0	0.00	0	2	0		2	-2
25	D	SKVOR Jan	0	0	0	0	0	0	0	0.00	0	0	0		0	-1
3	F	STASTNY Tomas	0	0	0	0	0	0	0	0.00	0	0	0		0	0
5	F	NOVAK Dominik	0	1	1	0	1	0	1	100.00	2	0	0		2	+1
9	F	HUCKO Petr	0	0	0	2	1	0	1	100.00	1	0	0		1	0
10	F	ARNOST Daniel	1	0	1	0	3	3	0	50.00	1	0	1		2	+1
15	D	ZBORIL Mikulas	0	0	0	0	0	0	0	0.00	0	0	0		0	0
1	GK	SLAMA Jiri	0	0	0	0					0	0	0		0	

Timing and Results provided by TISSOT




Head Coach : LISKA Jaroslav

No	Pos	Name	G	A	P	PIM	FO+	FO-	FO+/-	FO%	Shots on Goal					+/-
											1	2	3	OT	TS	
2	GK	POLIVKA Patrik	0	0	0	0					0	0	0		0	
Total			2	2	4	14	28	34	-6	45.16	16	13	5		34	

LEGEND

(G) Goals in tournament	*	does not count for Plus/minus	+/-	Plus/minus net	+A	Assistant captain
+C Captain	A	Assists	D	Defence	ENG	Empty net goal
EQ Equal strength	ET/Res	Penalty end time/Result of game	F	Forward	FO-	Face-offs lost
FO% Face-offs won as percentage	FO+	Face-offs won	FO+/-	Face-offs net	G	Goals
GK Goalkeeper	MIP	Minutes in play (GK)	No	Jersey number	OT	Overtime
P Points	PIM	Penalties in minutes	Pos	Position	PP1	Power play - 1 player
PPG Power play goals	SH1	Shorthanded - 1 player	SHG	Shorthanded goals	SOG	Shots on goal
SVS Saves	TPP	Time on power play	TS	Total shots		

Timing and Results provided by  TISSOT



Shot Chart

CAN - CZE

Shots by CZE

Goals (o): 0 SSG (+): 16
SSP (-): 6 SPG (-): 4



GK 1 of CAN

Shots by CAN


Goals (o): 0 SSG (+): 7
SSP (-): 6 SPG (-): 2



GK 2 of CZE

Shots by CZE

Goals (o): 1 SSG (+): 4
SSP (-): 3 SPG (-): 2



GK 1 of CAN

Shots by CAN

Goals (o): 2 SSG (+): 12
SSP (-): 6 SPG (-): 7



GK 2 of CZE

Shots by CZE


Goals (o): 1 SSG (+): 12
SSP (-): 12 SPG (-): 6



GK 1 of CAN

Shots by CAN

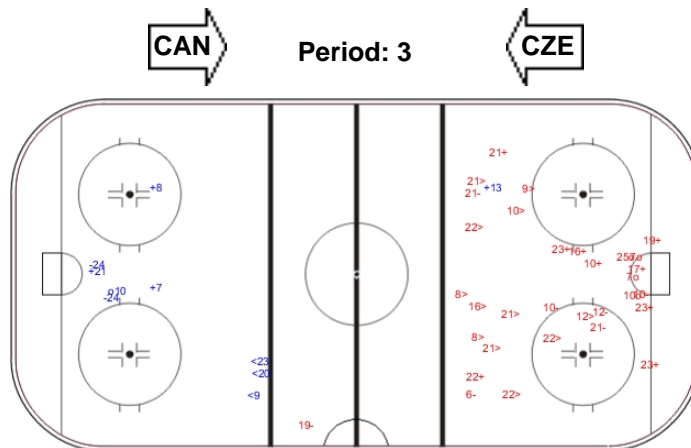
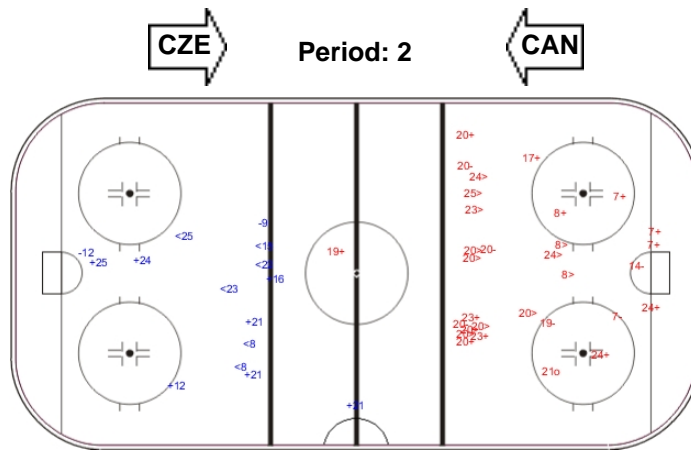
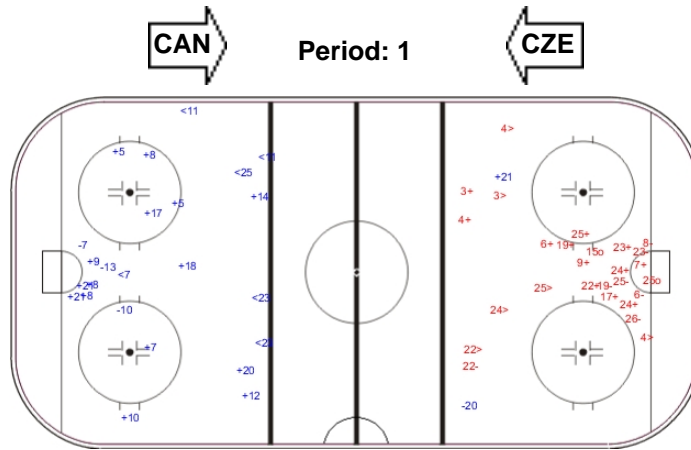
Goals (o): 4 SSG (+): 9
SSP (-): 12 SPG (-): 7



GK 2 of CZE



ENG



LEGEND

ENG Empty net goal GK Goalkeeper SPG Shots past goal SSG Shots saved by goalkeeper SSP Shots saved by player

Timing and Results provided by TISSOT



Face-off Chart

CAN - CZE

PERIOD 1

	CAN		CZE		CAN		CZE			
	Def. zone	Att. zone	Neutral zone		Att. zone	Def. zone				
	- 10	+ 7	- 16	+ 7	+ 25	- 4			Total wins all zones	
	- 10	+ 9	- 16	+ 7	+ 9	- 19				
	- 10	+ 7	+ 16	- 4	- 24	+ 4				
	- 16	+ 4	+ 16	- 4	+ 10	- 10				
	+ 7	- 7	- 7	+ 7	- 11	+ 4				
	+ 9	- 18	- 24	+ 4	- 11	+ 19				
	+ 7	- 7	+ 24	- 4	- 16	+ 4				
	- 24	+ 5	+ 16	- 18	+ 25	- 24				
					- 16	+ 4				
					+ 11	- 7				
Total wins / period	3 / 38%	5 / 62%	4 / 50%	4 / 50%	5 / 50%	5 / 50%			CAN	CZE
									12 / 46%	14 / 54%

PERIOD 2

	CAN		CZE		CAN		CZE			
	Def. zone	Att. zone	Neutral zone		Att. zone	Def. zone				
	- 11	+ 24	- 16	+ 7	+ 16	- 4			Total wins all zones	
	- 16	+ 10	- 16	+ 10	+ 11	- 18				
	- 11	+ 24	+ 11	- 4	+ 16	- 7				
	- 11	+ 24	- 10	+ 7	+ 24	- 24				
	+ 24	- 18	+ 16	- 7	+ 16	- 19				
	- 24	+ 24	+ 9	- 7						
	- 24	+ 7								
Total wins / period	1 / 14%	6 / 86%	3 / 50%	3 / 50%	5 / 100%	0 / 0%			CAN	CZE
									9 / 50%	9 / 50%

PERIOD 3

	CAN		CZE		CAN		CZE			
	Def. zone	Att. zone	Neutral zone		Att. zone	Def. zone				
	- 10	+ 7	- 16	+ 7	+ 11	- 18			Total wins all zones	
	+ 16	- 7	+ 24	- 7	+ 11	- 18				
	+ 11	- 4	- 10	+ 4	+ 24	- 24				
	+ 25	- 4	+ 11	- 10	+ 11	- 4				
			- 24	+ 10	+ 16	- 10				
			+ 11	- 4	+ 11	- 4				
			+ 7	- 18	- 10	+ 18				
Total wins / period	3 / 75%	1 / 25%	4 / 57%	3 / 43%	6 / 86%	1 / 14%			CAN	CZE
									13 / 72%	5 / 28%

TOTAL

	CAN		CZE		CAN		CZE			
	Def. zone	Att. zone	Neutral zone		Att. zone	Def. zone				
Total wins / game	7 / 37%	12 / 63%	11 / 52%	10 / 48%	16 / 73%	6 / 27%			CAN	CZE
									34 / 55%	28 / 45%




HEAD TO HEAD

		CZE								Tot	wins CAN	Dz	Nz	Az	
No.		4	5	7	9	10	18	19	24						
CAN	7			2 - 1			1 - 0			4	3 75%	2 100%	1 50%		
	9			1 - 0			1 - 0	1 - 0		3	3 100%	1 100%	1 100%	1 100%	
	10	0 - 1		0 - 4	0 - 1	1 - 0	0 - 1			8	1 13%	0 0%	0 0%	1 50%	
	11	5 - 1		1 - 0			1 - 0	3 - 0	0 - 1	0 - 3	15	10 67%	1 25%	3 100%	6 75%
	16	3 - 3		3 - 4			1 - 2	1 - 0	1 - 0		18	9 50%	1 33%	4 44%	4 67%
	24	1 - 2	0 - 1	1 - 1			0 - 1	1 - 0		2 - 1	11	5 45%	1 25%	2 50%	2 67%
	25	2 - 0								1 - 0	3	3 100%	1 100%		2 100%
	Tot	18	1	18	1	6	8	3	7	62	34 55%	7 37%	11 52%	16 73%	
	wins CZE	7 39%	1 100%	10 56%	1 100%	3 50%	1 13%	1 33%	4 57%	28 45%					
	Dz	4 50%		0 0%		0 0%	1 25%	1 33%	0 0%	6 27%					
	Nz	2 29%		6 67%		2 67%	0 0%			10 48%					
	Az	1 33%	1 100%	4 57%	1 100%	1 100%	0 0%		4 100%	12 63%					

LEGEND

Az Attacking zone **Dz** Defending zone **Nz** Neutral zone **Tot** Total face-offs played

Timing and Results provided by  TISSOT



Game Roster

SVK - JPN

Referee(s)

HORAK Tomas (CZE)

Goalkeepers

Team: SVK

No	Name	GP	MIP	GA	SVS	SOG	SVS%	GAA
1	HALO Juraj	5	245:00	14	129	143	90.21	3.43
2	ZIAK Jan	5	60:00	6	43	49	87.76	6.00

Team Roster

Team: SVK (white)

No	Pos	Name	GP	G	A	PTS	PIM	+/-
1	GK	HALO Juraj	5	0	0	0	2	
2	GK	ZIAK Jan	5	0	0	0	0	
6	F	UHNAK Martin	5	3	3	6	6	0
9	D	KOPECKY Peter	5	0	3	3	6	+5
10	F	HUS Roman	5	1	1	2	4	+2
11	F	KETNER Nicolas	5	2	1	3	2	-1
12	D	PALOVIC Patrik	5	0	1	1	6	+1
13	D	RUSINA Tomas +A	5	3	2	5	4	+7
14	F	BACA Kristian	5	1	1	2	2	+2
15	F	TRENCAN Matus	5	1	2	3	6	+2
16	F	ZLOCHA Jan +A	5	2	1	3	2	+3
17	F	PIACKA Edmund +C	5	3	3	6	8	+2
18	D	SUCHARDA Andrej	5	0	1	1	2	+2
19	F	GAPA Peter	5	4	3	7	4	+1
20	F	MIHALIK Denis	5	2	3	5	4	+3
22	F	PARDAVY Jan	4	1	2	3	2	0
23	F	MARUSIAK Marek	5	0	4	4	0	0
25	F	KENTOS Jozef	4	0	1	1	2	+1
26	D	SZABO Patrik	5	0	3	3	0	+2
27	D	LUNTER Peter	5	2	1	3	2	+1
28	F	BUDIAK Matus	5	1	0	1	0	0
29	D	NOCIAR Denis	5	0	0	0	2	+1

Head Coach: VYBOH Andrej

Linesmen

LORENTSEN BAKLI Gjermund (NOR) , TROBAJO NAVARRO Carlos (ESP)

Team: JPN

No	Name	GP	MIP	GA	SVS	SOG	SVS%	GAA
1	HITOMI Shun	5	119:05	5	74	79	93.67	2.52
25	ONODA Takuto	5	179:08	7	62	69	89.86	2.34

Team: JPN (black)

No	Pos	Name	GP	G	A	PTS	PIM	+/-
1	GK	HITOMI Shun	5	0	0	0	0	
2	D	HORIUCHI Itaru	5	0	3	3	6	+1
4	D	MATSUKANE Kenta	5	0	3	3	0	+1
5	D	KATO Shinnosuke	5	0	0	0	4	+2
6	D	OHBA Dai	5	0	2	2	0	+5
7	D	YOKOYAMA Yoshiya	5	1	0	1	4	0
8	F	OMUKU Maito	5	2	4	6	4	+3
9	F	ECHIGO Tomoya +A	5	0	2	2	2	0
11	F	OTSU Kosuke	5	0	3	3	29	+1
12	D	KOIZUMI Kazunari	5	0	1	1	4	+3
13	F	HITOSATO Shigeki	5	0	1	1	14	+2
14	F	TANAKA Kentaro +A	5	1	2	3	14	-2
15	F	KONNO Tomohiro	4	2	1	3	0	+2
16	F	TATEDA Shun	5	2	0	2	0	0
18	F	FURUHASHI Makuru	5	4	2	6	8	+3
19	F	NAKAJIMA Shogo	5	0	1	1	2	+2
21	F	SUZUKI Kento	5	0	1	1	10	0
22	F	KAWAMURA Kazuki	5	4	0	4	2	0
23	F	IKEDA Ikki	5	4	2	6	4	+3
24	D	SATOH Hikaru +C	5	2	3	5	4	+1
25	GK	ONODA Takuto	5	0	0	0	0	

Head Coach: MAHON Mark

LEGEND

A Assists	D Defence	F Forward	G Goals
GA Goals against	GAA Goals against as average per 60 minutes	GK Goalkeeper	GP Games played
MIP Minutes and seconds played	No Jersey number	PIM Penalties in minutes	Pos Position
PTS Points	SOG Shots on goal	SVS Saves	SVS% Saves in percentage
+/- Plus/minus net	+A Assistant captain	+C Captain	

Timing and Results provided by **TISSOT**



Line-ups

SVK - JPN

Referee(s)

HORAK Tomas (CZE)

Goalkeepers

Team: SVK

No Name

- 1 HALO Juraj
- 2 ZIAK Jan

Team Line-ups

Team: SVK (white)

No Pos Name

27	D	LUNTER Peter
6	F	UHNAC Martin
11	F	KETNER Nicolas
17	F	PIACKA Edmund +C
20	F	MIHALIK Denis
9	D	KOPECKY Peter
13	D	RUSINA Tomas +A
15	F	TRENCAN Matus
19	F	GAPA Peter
23	F	MARUSIAK Marek
12	D	PALOVIC Patrik
29	D	NOCIAR Denis
10	F	HUS Roman
14	F	BACA Kristian
25	F	KENTOS Jozef
18	D	SUCHARDA Andrej
26	D	SZABO Patrik
16	F	ZLOCHA Jan +A

Head Coach: VYBOH Andrej

NOT DRESSED:

- 22 F PARDAVY Jan
- 28 F BUDIAK Matus

Linesmen

LORENTSEN BAKLI Gjermund (NOR) , TROBAJO NAVARRO Carlos (ESP)

Team: JPN

No Name

- 1 HITOMI Shun
- 25 ONODA Takuto

Team: JPN (black)

No Pos Name

4	D	MATSUKANE Kenta
24	D	SATOH Hikaru +C
8	F	OMUKU Maito
11	F	OTSU Kosuke
22	F	KAWAMURA Kazuki
7	D	YOKOYAMA Yoshiya
12	D	KOIZUMI Kazunari
9	F	ECHIGO Tomoya +A
16	F	TATEDA Shun
19	F	NAKAJIMA Shogo
2	D	HORIUCHI Itaru
6	D	OHBA Dai
14	F	TANAKA Kentaro +A
21	F	SUZUKI Kento
23	F	IKEDA Ikki
5	D	KATO Shinnosuke
13	F	HITOSATO Shigeki
18	F	FURUHASHI Makuru

Head Coach: MAHON Mark

NOT DRESSED:

- 15 F KONNO Tomohiro

LEGEND

D	Defence	F	Forward	No	Jersey number	Pos	Position
+A	Assistant captain	+C	Captain				

Timing and Results provided by **TISSOT**



Graphical Line-ups

SVK - JPN

Referee(s)

HORAK Tomas (CZE)

Linesmen

LORENTSEN BAKLI Gjermund (NOR) , TROBAJO NAVARRO Carlos (ESP)

Team: SVK - Slovakia (white)

Head Coach: VYBOH Andrej

S1 1 HALO Juraj			
2 ZIAK Jan			
S2 11 KETNER Nicolas	S3 27 LUNTER Peter		
S4 6 UHNAK Martin	S6 20 MIHALIK Denis	S5 17 PIACKA Edmund +C	
13 RUSINA Tomas +A		9 KOPECKY Peter	
19 GAPA Peter	23 MARUSIAK Marek	15 TRENCAN Matus	
12 PALOVIC Patrik		29 NOCIAR Denis	
10 HUS Roman	25 KENTOS Jozef	14 BACA Kristian	
		18 SUCHARDA Andrej	
		16 ZLOCHA Jan +A	26 SZABO Patrik

Team: JPN - Japan (black)

Head Coach: MAHON Mark

S1 1 HITOMI Shun			
25 ONODA Takuto			
S3 24 SATOH Hikaru +C	S2 4 MATSUKANE Kenta		
S5 11 OTSU Kosuke	S4 8 OMIKU Maito	S6 22 KAWAMURA Kazuki	
7 YOKOYAMA Yoshiya		12 KOIZUMI Kazunari	
19 NAKAJIMA Shogo	9 ECHIGO Tomoya +A	16 TATEDA Shun	
2 HORIUCHI Itaru		6 OHBA Dai	
21 SUZUKI Kento	14 TANAKA Kentaro +A	23 IKEDA Ikki	
		5 KATO Shinnosuke	
		18 FURUHASHI Makuru	13 HITOSATO Shigeki

LEGEND

Sn Starting position

+A Assistant captain

+C Captain

Timing and Results provided by **TISSOT**



Game Summary

SVK - JPN 8 - 3 (2 - 1 , 1 - 1 , 5 - 1)

Spectators	Referee(s)	Linesmen
250	HORAK Tomas (CZE)	LORENTSEN BAKLI Gjermund (NOR) , TROBAJO NAVARRO Carlos (ESP)

Team Statistics

Period	Score	SVS	SOG	PIM	TPP	PPG	SHG
1	2 : 1	9 : 5	7 : 10	2 : 2	02:00 : 02:00	0 : 0	0 : 0
2	1 : 1	9 : 8	9 : 10	6 : 6	03:07 : 04:53	1 : 0	0 : 0
3	5 : 1	16 : 5	10 : 17	16 : 0	00:00 : 05:10	0 : 1	0 : 0
Total	8 : 3	34 : 18	26 : 37	24 : 8	05:07 : 12:03	1 : 1	0 : 0

1st Period

Action	Time	ET/Res	Team	Type	No	Name	(G)	Name of Assistant(s) / Action Description
GK	00:00		SVK		1	HALO J		- Goalkeeper in
GK	00:00		JPN		1	HITOMI S		- Goalkeeper in
Goal	04:44	1 : 0	SVK	EQ	19	GAPA P	(5)	15 TRENCAN M On Ice SVK 1 9 13 15 19 23 JPN 1 7 12 13 14 18
Penalty	10:15	12:15	SVK	2 min.	1	HALO J		- Tripping / Served by: 15 TRENCAN M
Goal	12:51	1 : 1	JPN	EQ	19	NAKAJIMA S	(1)	On Ice SVK 1 10 12 14 16 29 JPN 1 6 7 9 16 19
Goal	14:49	2 : 1	SVK	EQ	15	TRENCAN M	(2)	19 GAPA P On Ice SVK 1 9 12 15 19 26 JPN 1 7 12 14 21 23
Penalty	17:17	19:17	JPN	2 min.	11	OTSU K		- Hooking

2nd Period

Action	Time	ET/Res	Team	Type	No	Name	(G)	Name of Assistant(s) / Action Description
Penalty	20:25	21:17	JPN	2 min.	8	OMUKU M		- Hooking
Goal	21:17	3 : 1	SVK	PP1	13	RUSINA T	(4)	19 GAPA P On Ice SVK 1 9 13 15 19 25 25 KENTOS J JPN 1 7 9 12 16 *
Penalty	22:08	24:08	SVK	2 min.	23	MARUSIAK M		- Slashing
Penalty	25:47	27:47	SVK	2 min.	6	UHNAK M		- Slashing
Goal	29:32	3 : 2	JPN	EQ	18	FURUHASHI M	(5)	On Ice SVK 1 6 11 12 17 20 JPN 1 6 7 13 16 18
Penalty	33:08	35:08	JPN	2 min.	12	KOIZUMI K		- Tripping
Penalty	34:30	36:30	JPN	2 min.	2	HORIUCHI I		- Cross-Checking
Penalty	35:23	37:23	SVK	2 min.	15	TRENCAN M		- Interference

3rd Period

Action	Time	ET/Res	Team	Type	No	Name	(G)	Name of Assistant(s) / Action Description
Penalty	40:56	42:56	SVK	2 min.	25	KENTOS J		- Delaying the Game
Penalty	43:43	45:43	SVK	2 min.	29	NOCIAR D		- High Sticking
Goal	46:51	4 : 2	SVK	EQ	17	PIACKA E	(4)	6 UHNAK M On Ice SVK 1 6 9 17 20 27 20 MIHALIK D JPN 1 6 12 14 18 21
Penalty	47:24	48:34	SVK	2 min.	13	RUSINA T		- Holding an opponent
Goal	48:34	4 : 3	JPN	PP1	23	IKEDA I	(5)	4 MATSUKANE K On Ice SVK 1 6 12 17 25 JPN 1 4 13 18 23 24 *
Goal	56:26	5 : 3	SVK	EQ	19	GAPA P	(6)	15 TRENCAN M On Ice SVK 1 9 13 15 19 25 JPN 1 2 7 9 16 19
Time-out	56:51		JPN					
GK	56:51		JPN					1 HITOMI S - Goalkeeper out
Goal	57:32	6 : 3	SVK	EQ	19	GAPA P	(7)	15 TRENCAN M On Ice SVK 1 11 15 19 25 27 ENG JPN 8 11 18 19 22 24
GK	57:32		JPN		1	HITOMI S		- Goalkeeper in
Penalty	57:32	60:00	SVK	10 min.	1	HALO J		- Unsportsmanlike Conduct / Served by: 19 GAPA P
Goal	57:43	7 : 3	SVK	EQ	26	SZABO P	(1)	25 KENTOS J On Ice SVK 1 9 13 15 25 26 13 RUSINA T JPN 1 4 7 14 21 23



Action	Time	ET/Res	Team	Type	No	Name	(G)	Name of Assistant(s) / Action Description
Goal	59:48	8 : 3	SVK	EQ	15	TRENCAN M	(3)	10 HUS R 11 KETNER N On Ice SVK 1 10 11 15 25 27 JPN 1 4 7 14 18 21 1 HALO J - Goalkeeper out 1 HITOMI S - Goalkeeper out
GK	60:00		SVK					
GK	60:00		JPN					

Goalkeeper Records

Team : SVK - Slovakia

Team : JPN - Japan

No	Name	SOG	SVS	MIP	No	Name	SOG	SVS	MIP
1	HALO Juraj	37	34	60:00	1	HITOMI Shun	25	18	59:19
2	ZIAK Jan				25	ONODA Takuto			

Game Statistics

Team : SVK (white)


Head Coach : VYBOH Andrej

No	Pos	Name	G	A	P	PIM	FO+	FO-	FO+/-	FO%	Shots on Goal					+/-
											1	2	3	OT	TS	
6	F	UHNAK Martin	0	1	1	2	5	3	2	62.50	1	0	2		3	0
11	F	KETNER Nicolas	0	1	1	0	0	0	0	0.00	0	0	0		0	+1
17	F	PIACKA Edmund +C	1	0	1	0	0	0	0	0.00	1	0	1		2	0
20	F	MIHALIK Denis	0	1	1	0	10	7	3	58.82	0	1	0		1	0
27	D	LUNTER Peter	0	0	0	0	0	0	0	0.00	0	0	0		0	+3
9	D	KOPECKY Peter	0	0	0	0	0	0	0	0.00	0	1	1		2	+5
13	D	RUSINA Tomas +A	1	1	2	2	0	0	0	0.00	0	1	0		1	+3
15	F	TRENCAN Matus	2	3	5	2	0	0	0	0.00	1	1	1		3	+6
19	F	GAPA Peter	3	2	5	0	1	2	-1	33.33	1	1	2		4	+4
23	F	MARUSIAK Marek	0	0	0	2	5	13	-8	27.78	0	0	0		0	+1
10	F	HUS Roman	0	1	1	0	1	0	1	100.00	0	0	1		1	0
12	D	PALOVIC Patrik	0	0	0	0	0	0	0	0.00	1	0	0		1	-1
14	F	BACA Kristian	0	0	0	0	0	0	0	0.00	0	0	1		1	-1
25	F	KENTOS Jozef	0	2	2	2	11	16	-5	40.74	1	2	0		3	+4
29	D	NOCIAR Denis	0	0	0	2	0	0	0	0.00	0	1	0		1	-1
16	F	ZLOCHA Jan +A	0	0	0	0	1	3	-2	25.00	1	0	0		1	-1
18	D	SUCHARDA Andrej	0	0	0	0	0	0	0	0.00	0	0	0		0	0
26	D	SZABO Patrik	1	0	1	0	0	1	-1	0.00	0	1	1		2	+2
1	GK	HALO Juraj	0	0	0	12					0	0	0		0	
2	GK	ZIAK Jan	0	0	0	0					0	0	0		0	
Total			8	12	20	24	34	45	-11	43.04	7	9	10		26	

Team : JPN (black)

Head Coach : MAHON Mark

No	Pos	Name	G	A	P	PIM	FO+	FO-	FO+/-	FO%	Shots on Goal					+/-
											1	2	3	OT	TS	
4	D	MATSUKANE Kenta	0	1	1	0	0	0	0	0.00	1	0	0		1	-2
8	F	OMUKU Maito	0	0	0	2	6	10	-4	37.50	1	0	0		1	-1
11	F	OTSU Kosuke	0	0	0	2	0	0	0	0.00	0	0	1		1	-1
22	F	KAWAMURA Kazuki	0	0	0	0	1	3	-2	25.00	0	0	0		0	-1
24	D	SATOH Hikaru +C	0	0	0	0	0	0	0	0.00	0	0	1		1	-1
7	D	YOKOYAMA Yoshiya	0	0	0	0	0	0	0	0.00	0	1	1		2	-3
9	F	ECHIGO Tomoya +A	0	0	0	0	12	8	4	60.00	1	0	1		2	0
12	D	KOIZUMI Kazunari	0	0	0	2	0	0	0	0.00	0	0	1		1	-3
16	F	TATEDA Shun	0	0	0	0	2	0	2	100.00	0	1	0		1	+1
19	F	NAKAJIMA Shogo	1	0	1	0	1	0	1	100.00	2	1	2		5	-1
2	D	HORIUCHI Itaru	0	0	0	2	0	0	0	0.00	1	1	1		3	-1
6	D	OHBA Dai	0	0	0	0	0	0	0	0.00	0	0	0		0	+1
14	F	TANAKA Kentaro +A	0	0	0	0	7	7	0	50.00	0	0	0		0	-5
21	F	SUZUKI Kento	0	0	0	0	0	0	0	0.00	0	2	3		5	-4
23	F	IKEDA Ikki	1	0	1	0	0	0	0	0.00	2	2	3		7	-2
5	D	KATO Shinnosuke	0	0	0	0	0	0	0	0.00	0	0	0		0	0
13	F	HITOSATO Shigeki	0	0	0	0	1	0	1	100.00	1	0	1		2	0
18	F	FURUHASHI Makuru	1	0	1	0	15	6	9	71.43	1	2	2		5	-3

Timing and Results provided by 




Head Coach : MAHON Mark

No	Pos	Name	G	A	P	PIM	FO+	FO-	FO+/-	FO%	Shots on Goal					+/-
											1	2	3	OT	TS	
1	GK	HITOMI Shun	0	0	0	0					0	0	0		0	
25	GK	ONODA Takuto	0	0	0	0					0	0	0		0	
Total			3	1	4	8	45	34	11	56.96	10	10	17		37	

LEGEND

(G) Goals in tournament	* does not count for Plus/minus	+/- Plus/minus net	+A Assistant captain
+C Captain	A Assists	D Defence	ENG Empty net goal
EQ Equal strength	ET/Res Penalty end time/Result of game	F Forward	FO- Face-offs lost
FO% Face-offs won as percentage	FO+ Face-offs won	FO+/- Face-offs net	G Goals
GK Goalkeeper	MIP Minutes in play (GK)	No Jersey number	OT Overtime
P Points	PIM Penalties in minutes	Pos Position	PP1 Power play - 1 player
PPG Power play goals	SHG Shorthanded goals	SOG Shots on goal	SVS Saves
TPP Time on power play	TS Total shots		

Timing and Results provided by  **TISSOT**




Shot Chart

SVK - JPN

Shots by SVK


Goals (o): 2 SSG (+): 5
SSP (-): 8 SPG (-): 2



GK 1 of JPN

Shots by JPN

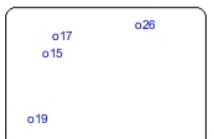
Goals (o): 1 SSG (+): 9
SSP (-): 3 SPG (-): 1



GK 1 of SVK

Shots by SVK

Goals (o): 5 SSG (+): 5
SSP (-): 2 SPG (-): 2



GK 1 of JPN



ENG

Shots by JPN


Goals (o): 1 SSG (+): 9
SSP (-): 5 SPG (-): 6



GK 1 of SVK

Shots by SVK

Goals (o): 1 SSG (+): 8
SSP (-): 7 SPG (-): 2



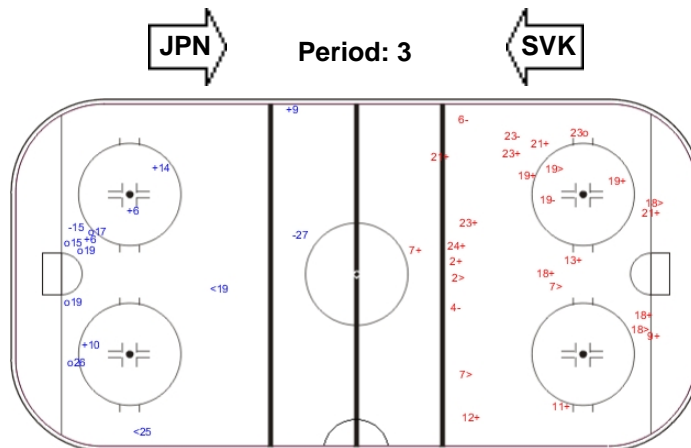
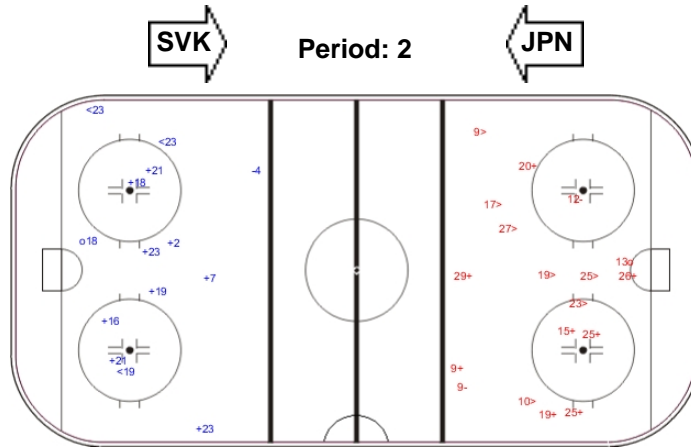
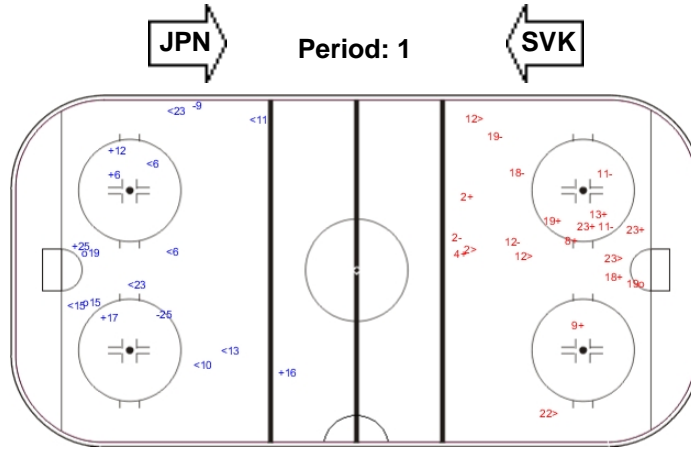
GK 1 of JPN

Shots by JPN

Goals (o): 1 SSG (+): 16
SSP (-): 6 SPG (-): 4



GK 1 of SVK



LEGEND

ENG Empty net goal GK Goalkeeper SPG Shots past goal SSG Shots saved by goalkeeper SSP Shots saved by player

Timing and Results provided by **TISSOT**



Face-off Chart

SVK - JPN

PERIOD 1

SVK		JPN		SVK		JPN		SVK		JPN		Total wins all zones	
Def. zone	Att. zone	Neutral zone		Att. zone	Def. zone							SVK	JPN
- 25	+ 9	+ 20	- 8	- 20	+ 14								
- 23	+ 18	+ 25	- 9	- 20	+ 22								
- 23	+ 9	- 25	+ 18	+ 20	- 18								
- 25	+ 9	- 16	+ 9	+ 20	- 9								
- 23	+ 14			+ 23	- 9								
- 16	+ 9			+ 16	- 14								
- 23	+ 14												
- 16	+ 13												
+ 6	- 8												
Total wins / period		1 / 11%	8 / 89%	2 / 50%	2 / 50%	4 / 67%	2 / 33%					7 / 37%	12 / 63%

PERIOD 2

SVK		JPN		SVK		JPN		SVK		JPN		Total wins all zones	
Def. zone	Att. zone	Neutral zone		Att. zone	Def. zone							SVK	JPN
+ 6	- 22	+ 20	- 8	+ 25	- 9								
+ 25	- 18	- 23	+ 18	- 25	+ 9								
+ 23	- 14	+ 20	- 9	- 23	+ 14								
- 23	+ 14	- 25	+ 8	- 23	+ 14								
+ 6	- 18	- 20	+ 18	- 26	+ 16								
+ 25	- 22			+ 20	- 8								
+ 25	- 8			+ 25	- 14								
+ 25	- 8												
- 25	+ 18												
+ 25	- 18												
- 6	+ 8												
Total wins / period		8 / 73%	3 / 27%	2 / 40%	3 / 60%	3 / 43%	4 / 57%					13 / 57%	10 / 43%

PERIOD 3

SVK		JPN		SVK		JPN		SVK		JPN		Total wins all zones	
Def. zone	Att. zone	Neutral zone		Att. zone	Def. zone							SVK	JPN
+ 19	- 22	+ 20	- 8	- 19	+ 9								
- 23	+ 16	- 20	+ 8	- 25	+ 8								
- 6	+ 9	+ 23	- 14	- 20	+ 14								
- 19	+ 18	+ 10	- 8	- 20	+ 19								
- 6	+ 18	- 25	+ 18	- 25	+ 18								
- 23	+ 9	- 25	+ 18										
+ 6	- 18	- 25	+ 8										
+ 23	- 14	+ 20	- 9										
- 23	+ 18	+ 20	- 9										
+ 6	- 8	+ 25	- 14										
- 25	+ 18	+ 23	- 8										
- 25	+ 18	+ 25	- 14										
+ 25	- 9	- 23	+ 9										
- 25	+ 9	- 23	+ 9										
- 20	+ 18												
Total wins / period												14 / 38%	23 / 62%



+ 20	- 18				
- 25	+ 18				
- 25	+ 8				
6 / 33%	12 / 67%	8 / 57%	6 / 43%	0 / 0%	5 / 100%

TOTAL

Total wins / game	SVK	JPN	SVK	JPN	SVK	JPN	Total wins all zones	
	Def. zone	Att. zone	Neutral zone		Att. zone	Def. zone	SVK	JPN
	15 / 39%	23 / 61%	12 / 52%	11 / 48%	7 / 39%	11 / 61%	34 / 43%	45 / 57%



HEAD TO HEAD

	JPN								Tot	wins SVK	Dz	Nz	Az	
	No.	8	9	13	14	16	18	19						22
SVK	6	2 - 1	0 - 1				2 - 1		1 - 0	8	5 63%	5 63%		
	10	1 - 0								1	1 100%		1 100%	
	16		0 - 2	0 - 1	1 - 0					4	1 25%	0 0%	0 0%	1 100%
	19		0 - 1				0 - 1		1 - 0	3	1 33%	1 50%		0 0%
	20	4 - 1	4 - 0		0 - 2		2 - 2	0 - 1	0 - 1	17	10 59%	1 50%	6 75%	3 43%
	23	1 - 0	1 - 4		3 - 5	0 - 1	0 - 3			18	5 28%	2 20%	2 40%	1 33%
	25	2 - 4	3 - 4		3 - 0		2 - 8		1 - 0	27	11 41%	6 43%	3 38%	2 40%
	26					0 - 1				1	0 0%			0 0%
Tot	16	20	1	14	2	21	1	4	79	34 43%	15 39%	12 52%	7 39%	
wins JPN	6 38%	12 60%	1 100%	7 50%	2 100%	15 71%	1 100%	1 25%	45 57%					
Dz	1 50%	2 40%		4 67%	1 100%	1 50%	1 100%	1 100%	11 61%					
Nz	3 38%	3 43%		0 0%		5 100%			11 48%					
Az	2 33%	7 88%	1 100%	3 60%	1 100%	9 64%		0 0%	23 61%					

LEGEND

Az Attacking zone **Dz** Defending zone **Nz** Neutral zone **Tot** Total face-offs played

Timing and Results provided by **TISSOT**



Game Roster

USA - KOR

Referee(s)

PIGUILLEM PEREZ de ROZAS Marc (ESP)

Linesmen

LIU Ren (CHN) , van GRINSVEN Chris (BEL)

Goalkeepers

Team: USA

No	Name	GP	MIP	GA	SVS	SOG	SVS%	GAA
1	OLEN Joseph	5	20:00	4	10	14	71.43	12.00
30	COOPER Matt	5	286:08	11	135	146	92.47	2.31

Team Roster

Team: USA (blue)

No	Pos	Name	GP	G	A	PTS	PIM	+/-
1	GK	OLEN Joseph	5	0	0	0	0	
4	D	McGOVERN Edward	5	1	1	2	0	0
5	D	SOLORZANO Emmanuel	5	0	0	0	2	-4
7	D	SCHMIDT Connor	5	1	4	5	18	+1
8	D	ZERN Nicholas	5	1	0	1	6	+1
9	F	JOHNSON Bryce	5	1	1	2	4	-1
10	F	BALENT Bill	5	2	1	3	0	0
11	F	KASCSAK John-Paul	5	0	1	1	14	0
12	F	HARRIS Michael +A	5	0	1	1	4	-2
14	D	JOSEPH Chris	5	2	0	2	6	-3
15	F	MURPHY Sean	5	1	1	2	2	-1
16	F	OLEN John	5	0	1	1	4	-3
17	F	BURKEMPER Chris	5	0	2	2	2	+1
18	F	BODETTE Bobby +A	5	1	1	2	6	-2
19	F	BRESLIN Joey	5	1	3	4	6	+2
20	F	HANNON Luke	5	2	1	3	0	0
21	D	BENSON Tyler	4	0	1	1	4	+1
22	F	BELONGER Ryan	1	0	0	0	0	0
23	D	YOUNG Jordan +C	5	0	0	0	8	0
25	F	BREWSTER Samuel	5	0	1	1	6	+1
26	F	GREENBERG Jordan	5	0	0	0	4	-2
30	GK	COOPER Matt	5	0	0	0	10	

Head Coach: BALBONI Scott

Team: KOR

No	Name	GP	MIP	GA	SVS	SOG	SVS%	GAA
1	BAE Jangwoo	6	355:22	43	246	289	85.12	7.26
20	LEE Changmin	6	09:38	5	4	9	44.44	31.14

Team: KOR (white)

No	Pos	Name	GP	G	A	PTS	PIM	+/-
1	GK	BAE Jangwoo	6	0	0	0	0	
2	F	BAN Hansoo	6	0	1	1	2	-10
3	F	LEE Dounggun	5	0	2	2	2	-3
4	F	LEE Sungjin +A	6	3	1	4	0	-4
6	D	LEE Seungwon	6	0	2	2	2	-7
7	D	YANG Sunghun	6	0	0	0	6	-11
8	F	CHO Hyeonkuk	6	0	0	0	0	-4
9	F	BYUNGGEUL Kang	2	0	0	0	0	-4
10	F	YOON Sangwon	6	1	3	4	2	-3
11	F	YU Shinchul	6	0	0	0	6	-11
12	F	HA Jaejun	6	2	0	2	4	-5
13	F	OH Seahn +C	6	2	0	2	12	-11
14	D	LEE Sungjun	5	0	0	0	0	-10
15	D	LEE Jaegyuu	6	0	0	0	6	-5
16	D	KIM Taegyum	6	0	1	1	2	-7
17	D	CHO Seokjun	6	0	0	0	14	-6
18	F	KANG Yoonseok	6	0	2	2	10	-13
19	F	JANG Hojun	6	0	0	0	0	-11
20	GK	LEE Changmin	6	0	0	0	0	
21	F	LIM Jinsoo	6	0	0	0	8	-12
22	D	HWANG Wootae +A	6	0	1	1	2	-5
23	D	HAN Geonhee	6	2	0	2	2	-9

Head Coach: KIM Heewoo

LEGEND

A Assists	D Defence	F Forward	G Goals
GA Goals against	GAA Goals against as average per 60 minutes	GK Goalkeeper	GP Games played
MIP Minutes and seconds played	No Jersey number	PIM Penalties in minutes	Pos Position
PTS Points	SOG Shots on goal	SVS Saves	SVS% Saves in percentage
+/- Plus/minus net	+A Assistant captain	+C Captain	

Timing and Results provided by **TISSOT**



Line-ups

USA - KOR

Referee(s)

FIGUILLEM PEREZ de ROZAS Marc (ESP)

Linesmen

LIU Ren (CHN) , van GRINSVEN Chris (BEL)

Goalkeepers

Team: USA

No	Name
30	COOPER Matt
1	OLEN Joseph

Team Line-ups

Team: USA (blue)

No	Pos	Name
4	D	McGOVERN Edward
7	D	SCHMIDT Connor
10	F	BALENT Bill
12	F	HARRIS Michael +A
15	F	MURPHY Sean
8	D	ZERN Nicholas
23	D	YOUNG Jordan +C
9	F	JOHNSON Bryce
16	F	OLEN John
26	F	GREENBERG Jordan
5	D	SOLORZANO Emmanuel
19	F	BRESLIN Joey
20	F	HANNON Luke
25	F	BREWSTER Samuel
11	F	KASCSAK John-Paul

Head Coach: BALBONI Scott

NOT DRESSED:

14	D	JOSEPH Chris
17	F	BURKEMPER Chris
18	F	BODETTE Bobby +A
21	D	BENSON Tyler
22	F	BELONGER Ryan

Team: KOR

No	Name
1	BAE Jangwoon
20	LEE Changmin

Team: KOR (white)

No	Pos	Name
6	D	LEE Seungwon
23	D	HAN Geonhee
11	F	YU Shinchul
13	F	OH Seahn +C
18	F	KANG Yoonseok
16	D	KIM Taegyum
17	D	CHO Seokjun
4	F	LEE Sungjin +A
8	F	CHO Hyeonkuk
10	F	YOON Sangwon
15	D	LEE Jaegy
22	D	HWANG Wootae +A
2	F	BAN Hansoo
12	F	HA Jaejun
19	F	JANG Hojun
7	D	YANG Sunghun
21	F	LIM Jinsoo

Head Coach: KIM Heewoo

NOT DRESSED:

3	F	LEE Dounggun
9	F	BYUNGGEUL Kang
14	D	LEE Sungjun

LEGEND

D	Defence	F	Forward	No	Jersey number	Pos	Position
+A	Assistant captain	+C	Captain				



Graphical Line-ups

USA - KOR

Referee(s)

PIGUILLEM PEREZ de ROZAS Marc (ESP)

Linesmen

LIU Ren (CHN) , van GRINSVEN Chris (BEL)

Team: USA - United States of America (blue)

Head Coach: BALBONI Scott

S1 30 COOPER Matt		
1 OLEN Joseph		
4 McGOVERN Edward	7 SCHMIDT Connor	
12 HARRIS Michael +A	S3 10 BALENT Bill	15 MURPHY Sean
S2 8 ZERN Nicholas		23 YOUNG Jordan +C
S5 16 OLEN John	9 JOHNSON Bryce	S6 26 GREENBERG Jordan
5 SOLORZANO Emmanuel		
20 HANNON Luke	19 BRESLIN Joey	25 BREWSTER Samuel
	S4 11 KASCSAK John-Paul	

Team: KOR - Republic of Korea (white)

Head Coach: KIM Heewoo

S1 1 BAE Jangwoo		
20 LEE Changmin		
S3 23 HAN Geonhee	S2 6 LEE Seungwon	
S6 18 KANG Yoonseok	S5 13 OH Seahn +C	S4 11 YU Shinchul
17 CHO Seokjun		16 KIM Taegyum
4 LEE Sungjin +A	10 YOON Sangwon	8 CHO Hyeonkuk
22 HWANG Wootae +A		15 LEE Jaegyung
2 BAN Hansoo	12 HA Jaejun	19 JANG Hojun
7 YANG Sunghun		
21 LIM Jinsoo		

LEGEND

Sn Starting position

+A Assistant captain

+C Captain

Timing and Results provided by **TISSOT**



Game Summary

REVISED
13 FEB 19:17

USA - KOR 8 - 3 (1 - 1, 4 - 0, 3 - 2)

Spectators	Referee(s)	Linesmen
	PIGUILLEM PEREZ de ROZAS Marc (ESP)	LIU Ren (CHN) , van GRINSVEN Chris (BEL)

Team Statistics

Period	Score	SVS	SOG	PIM	TPP	PPG	SHG
1	1 : 1	7 : 6	7 : 8	6 : 0	00:00 : 06:00	0 : 0	0 : 0
2	4 : 0	8 : 21	25 : 8	0 : 2	01:24 : 00:00	1 : 0	0 : 0
3	3 : 2	6 : 11	14 : 8	0 : 4	02:19 : 00:00	0 : 0	0 : 0
Total	8 : 3	21 : 38	46 : 24	6 : 6	03:43 : 06:00	1 : 0	0 : 0

1st Period

Action	Time	ET/Res	Team	Type	No	Name	(G)	Name of Assistant(s) / Action Description
GK	00:00		USA		30	COOPER M		- Goalkeeper in
GK	00:00		KOR		1	BAE J		- Goalkeeper in
Goal	02:38	0 : 1	KOR	EQ	8	CHO H	(1)	10 YOON S On Ice USA 30 4 8 9 11 26 KOR 1 4 8 10 16 17
Penalty	04:50	06:50	USA	2 min.	4	McGOVERN E		- Cross-Checking
Goal	08:56	1 : 1	USA	EQ	19	BRESLIN J	(2)	20 HANNON L 4 McGOVERN E On Ice USA 30 4 7 19 20 25 KOR 1 2 4 16 17 21
Penalty	12:55	14:55	USA	2 min.	16	OLEN J		- Boarding
Penalty	15:20	17:20	USA	2 min.	20	HANNON L		- Delaying the Game

2nd Period

Action	Time	ET/Res	Team	Type	No	Name	(G)	Name of Assistant(s) / Action Description
Penalty	21:21	22:45	KOR	2 min.	22	HWANG W		- Holding an opponent
Goal	22:45	2 : 1	USA	PP1	8	ZERN N	(2)	9 JOHNSON B 11 KASCASAK J On Ice USA 30 8 9 11 16 23 KOR 1 6 13 18 23 *
Goal	26:16	3 : 1	USA	EQ	5	SOLORZANO E	(1)	19 BRESLIN J 20 HANNON L On Ice USA 30 5 8 11 19 20 KOR 1 2 12 19 22 23
Goal	34:44	4 : 1	USA	EQ	19	BRESLIN J	(3)	7 SCHMIDT C 20 HANNON L On Ice USA 30 7 19 20 23 25 KOR 1 2 12 15 19 22
Goal	35:16	5 : 1	USA	EQ	16	OLEN J	(1)	9 JOHNSON B 25 BREWSTER S On Ice USA 30 4 9 16 23 25 KOR 1 6 11 13 18 22

3rd Period

Action	Time	ET/Res	Team	Type	No	Name	(G)	Name of Assistant(s) / Action Description
Goal	44:07	6 : 1	USA	EQ	25	BREWSTER S	(1)	20 HANNON L 19 BRESLIN J On Ice USA 30 8 19 20 23 25 KOR 1 2 7 12 15 21
Goal	47:29	6 : 2	KOR	EQ	18	KANG Y	(1)	13 OH S On Ice USA 30 4 7 16 19 26 KOR 1 6 11 13 18 23
Goal	50:57	7 : 2	USA	EQ	11	KASCASAK J	(1)	7 SCHMIDT C 8 ZERN N On Ice USA 30 7 8 11 16 19 KOR 1 2 4 15 16 17
Goal	53:58	8 : 2	USA	EQ	25	BREWSTER S	(2)	7 SCHMIDT C 8 ZERN N On Ice USA 30 7 8 19 20 25 KOR 1 6 11 13 21 23
Goal	54:39	8 : 3	KOR	EQ	18	KANG Y	(2)	13 OH S On Ice USA 30 8 9 11 23 26 KOR 1 10 11 16 17 18
Penalty	54:56	56:56	KOR	2 min.	17	CHO S		- Holding an opponent
Penalty	59:41	60:00	KOR	2 min.	19	JANG H		- Slashing
GK	60:00		USA					30 COOPER M - Goalkeeper out
GK	60:00		KOR					1 BAE J - Goalkeeper out



Goalkeeper Records

Team : USA - United States of America

Team : KOR - Republic of Korea

No	Name	SOG	SVS	MIP
30	COOPER Matt	24	21	60:00
1	OLEN Joseph			

No	Name	SOG	SVS	MIP
1	BAE Jangwoo	46	38	60:00
20	LEE Changmin			

Game Statistics

Team : USA (blue)

Head Coach : BALBONI Scott

No	Pos	Name	G	A	P	PIM	FO+	FO-	FO+/-	FO%	Shots on Goal					+/-
											1	2	3	OT	TS	
4	D	McGOVERN Edward	0	1	1	2	0	0	0	0.00	0	0	0		0	0
7	D	SCHMIDT Connor	0	3	3	0	0	0	0	0.00	2	1	2		5	+3
10	F	BALENT Bill	0	0	0	0	16	6	10	72.73	0	1	0		1	0
12	F	HARRIS Michael +A	0	0	0	0	2	1	1	66.67	0	1	1		2	0
15	F	MURPHY Sean	0	0	0	0	1	0	1	100.00	0	3	0		3	0
8	D	ZERN Nicholas	1	2	3	0	0	0	0	0.00	0	3	1		4	+2
9	F	JOHNSON Bryce	0	2	2	0	12	7	5	63.16	1	2	1		4	-1
16	F	OLEN John	1	0	1	2	1	0	1	100.00	0	1	0		1	+1
23	D	YOUNG Jordan +C	0	0	0	0	0	0	0	0.00	0	1	0		1	+2
26	F	GREENBERG Jordan	0	0	0	0	0	0	0	0.00	0	1	3		4	-3
5	D	SOLORZANO Emmanuel	1	0	1	0	0	0	0	0.00	1	2	1		4	+1
19	F	BRESLIN Joey	2	2	4	0	14	7	7	66.67	2	2	0		4	+5
20	F	HANNON Luke	0	4	4	2	0	0	0	0.00	0	2	0		2	+5
25	F	BREWSTER Samuel	2	1	3	0	0	1	-1	0.00	0	3	2		5	+5
11	F	KASCSAK John-Paul	1	1	2	0	0	0	0	0.00	1	2	3		6	0
1	GK	OLEN Joseph	0	0	0	0					0	0	0		0	
30	GK	COOPER Matt	0	0	0	0					0	0	0		0	
Total			8	16	24	6	46	22	24	67.65	7	25	14		46	

Team : KOR (white)

Head Coach : KIM Heewoo


No	Pos	Name	G	A	P	PIM	FO+	FO-	FO+/-	FO%	Shots on Goal					+/-
											1	2	3	OT	TS	
6	D	LEE Seungwon	0	0	0	0	1	0	1	100.00	1	0	0		1	-1
11	F	YU Shinchul	0	0	0	0	0	1	-1	0.00	0	0	0		0	0
13	F	OH Seahn +C	0	2	2	0	8	12	-4	40.00	1	1	1		3	-1
18	F	KANG Yoonseok	2	0	2	0	0	0	0	0.00	0	1	3		4	+1
23	D	HAN Geonhee	0	0	0	0	0	0	0	0.00	3	0	0		3	-1
4	F	LEE Sungjin +A	0	0	0	0	8	11	-3	42.11	0	0	0		0	-1
8	F	CHO Hyeonkuk	1	0	1	0	0	1	-1	0.00	1	0	1		2	+1
10	F	YOON Sangwon	0	1	1	0	1	0	1	100.00	0	0	2		2	+2
16	D	KIM Taegyum	0	0	0	0	0	0	0	0.00	0	1	0		1	0
17	D	CHO Seokjun	0	0	0	2	1	0	1	100.00	0	1	0		1	0
2	F	BAN Hansoo	0	0	0	0	0	3	-3	0.00	0	0	0		0	-5
12	F	HA Jaejun	0	0	0	0	3	14	-11	17.65	1	3	0		4	-3
15	D	LEE Jaegyung	0	0	0	0	0	0	0	0.00	0	0	0		0	-3
19	F	JANG Hojun	0	0	0	2	0	3	-3	0.00	1	1	0		2	-2
22	D	HWANG Wootae +A	0	0	0	2	0	0	0	0.00	0	0	0		0	-3
7	D	YANG Sunghun	0	0	0	0	0	0	0	0.00	0	0	0		0	-1
21	F	LIM Jinsoo	0	0	0	0	0	1	-1	0.00	0	0	1		1	-3
1	GK	BAE Jangwoo	0	0	0	0					0	0	0		0	
20	GK	LEE Changmin	0	0	0	0					0	0	0		0	
Total			3	3	6	6	22	46	-24	32.35	8	8	8		24	



LEGEND

(G)	Goals in tournament	*	does not count for Plus/minus	+/-	Plus/minus net	+A	Assistant captain
+C	Captain	A	Assists	D	Defence	EQ	Equal strength
ET/Res	Penalty end time/Result of game	F	Forward	FO-	Face-offs lost	FO%	Face-offs won as percentage
FO+	Face-offs won	FO+/-	Face-offs net	G	Goals	GK	Goalkeeper
MIP	Minutes in play (GK)	No	Jersey number	OT	Overtime	P	Points
PIM	Penalties in minutes	Pos	Position	PP1	Power play - 1 player	PPG	Power play goals
SHG	Shorthanded goals	SOG	Shots on goal	SVS	Saves	TPP	Time on power play
TS	Total shots						

Changed of scorer and assists for goal #3 #4 #7 #8 of USA

Timing and Results provided by  **TISSOT**



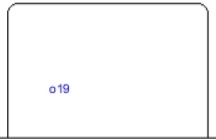
Shot Chart

REVISED
13 FEB 19:19

USA - KOR

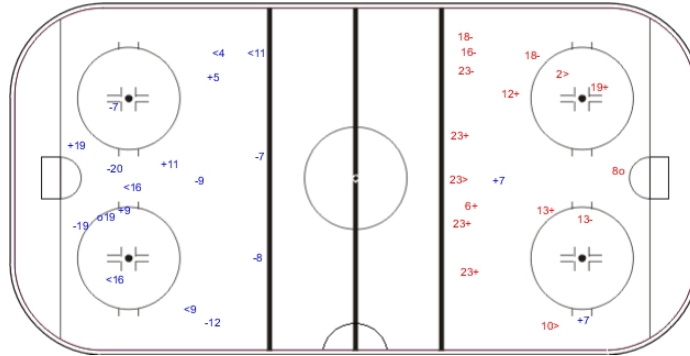
Shots by USA

Goals (o): 1 SSG (+): 6
SSP (-): 5 SPG (-): 7



GK 1 of KOR

KOR → Period: 1 ← USA



Shots by KOR

Goals (o): 1 SSG (+): 7
SSP (>): 3 SPG (-): 5



GK 30 of USA

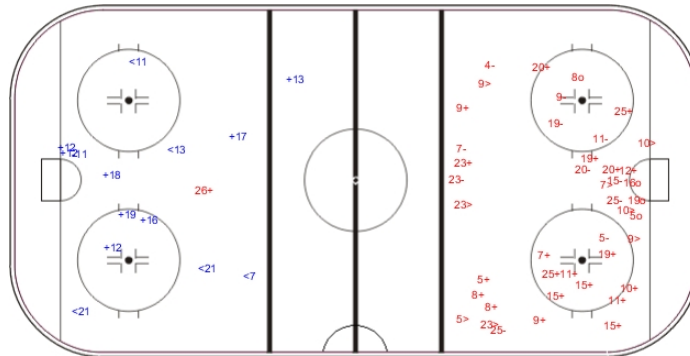
Shots by KOR

Goals (o): 0 SSG (+): 8
SSP (-): 5 SPG (-): 1



GK 30 of USA

USA → Period: 2 ← KOR



Shots by USA

Goals (o): 4 SSG (+): 21
SSP (>): 8 SPG (-): 11



GK 1 of KOR

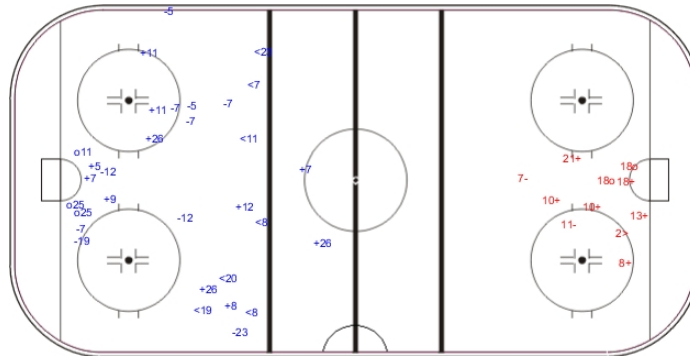
Shots by USA

Goals (o): 3 SSG (+): 11
SSP (-): 7 SPG (-): 10



GK 1 of KOR

KOR → Period: 3 ← USA



Shots by KOR

Goals (o): 2 SSG (+): 6
SSP (>): 1 SPG (-): 2



GK 30 of USA

LEGEND

GK Goalkeeper SPG Shots past goal SSG Shots saved by goalkeeper SSP Shots saved by player

Changed of scorer for goal #4 of USA

Timing and Results provided by TISSOT



Face-off Chart

USA - KOR

PERIOD 1

	USA		KOR		USA		KOR		USA		KOR	
	Def. zone	Att. zone	Neutral zone		Att. zone	Def. zone	Neutral zone		Att. zone	Def. zone	Neutral zone	
	- 19	+ 4	+ 10	- 13	+ 9	- 4						
	- 19	+ 4	+ 19	- 12	- 9	+ 13						
	+ 10	- 11	- 10	+ 12	+ 9	- 13						
	- 19	+ 4	+ 10	- 12								
	- 25	+ 6	+ 9	- 19								
	+ 16	- 4	- 9	+ 4								
	- 10	+ 13	+ 10	- 13								
	- 10	+ 13										
	+ 12	- 13										
	+ 10	- 4										
	- 9	+ 4										
	+ 19	- 19										
Total wins / period	5 / 42%	7 / 58%	5 / 71%	2 / 29%	2 / 67%	1 / 33%	Total wins all zones		12 / 55%	10 / 45%		

PERIOD 2

	USA		KOR		USA		KOR		USA		KOR	
	Def. zone	Att. zone	Neutral zone		Att. zone	Def. zone	Neutral zone		Att. zone	Def. zone	Neutral zone	
	- 9	+ 4	- 9	+ 4	+ 19	- 12						
	- 10	+ 13	+ 9	- 13	+ 10	- 12						
	+ 9	- 19	+ 19	- 4	+ 10	- 12						
	- 19	+ 13	+ 19	- 4	+ 9	- 13						
			- 19	+ 17	+ 9	- 21						
			+ 19	- 13	- 10	+ 13						
			+ 19	- 4	+ 19	- 2						
			+ 9	- 13	+ 19	- 2						
			+ 10	- 13	- 9	+ 13						
			+ 10	- 4	- 12	+ 10						
					+ 19	- 12						
					+ 19	- 12						
					+ 10	- 12						
					+ 10	- 8						
					+ 10	- 12						
Total wins / period	1 / 25%	3 / 75%	8 / 80%	2 / 20%	12 / 80%	3 / 20%	Total wins all zones		21 / 72%	8 / 28%		

PERIOD 3



	USA		KOR		USA		KOR		USA		KOR		
	Def. zone	Att. zone	Neutral zone		Att. zone	Def. zone	Neutral zone		Att. zone	Def. zone	Neutral zone		
	+ 10	- 2	- 10	+ 13	- 19	+ 4			- 19	+ 12			Total wins all zones
	+ 19	- 4	+ 9	- 12	- 19	+ 12			- 19	+ 12			
	+ 10	- 4	+ 9	- 13	+ 19	- 13			+ 19	- 13			
	+ 10	- 12	+ 19	- 12	+ 12	- 12			+ 12	- 12			
	+ 15	- 4	+ 9	- 13	+ 9	- 12			+ 9	- 12			
			+ 10	- 4									
			- 9	+ 12									
Total wins / period	5 / 100%	0 / 0%	5 / 71%	2 / 29%	3 / 60%	2 / 40%	USA		KOR				
							13 / 76%		4 / 24%				

TOTAL

	USA		KOR		USA		KOR		USA		KOR		
	Def. zone	Att. zone	Neutral zone		Att. zone	Def. zone	Neutral zone		Att. zone	Def. zone	Neutral zone		
Total wins / game	11 / 52%	10 / 48%	18 / 75%	6 / 25%	17 / 74%	6 / 26%	USA		KOR				Total wins all zones
							46 / 68%		22 / 32%				




HEAD TO HEAD

	KOR											Tot	wins USA	Dz	Nz	Az	
	No.	2	4	6	8	10	11	12	13	17	19						21
USA	9		1 - 4					2 - 1	6 - 2		2 - 0	1 - 0	19	12 63%	1 33%	6 67%	5 71%
	10	1 - 0	4 - 0		1 - 0		1 - 0	6 - 1	3 - 5				22	16 73%	5 63%	6 75%	5 83%
	12					0 - 1		1 - 0	1 - 0				3	2 67%	1 100%		1 50%
	15		1 - 0										1	1 100%	1 100%		
	16		1 - 0										1	1 100%	1 100%		
	19	2 - 0	4 - 4					5 - 1	2 - 1	0 - 1	1 - 0		21	14 67%	2 33%	6 86%	6 75%
	25			0 - 1									1	0 0%	0 0%		
Tot	3	19	1	1	1	1	17	20	1	3	1	68	46 68%	11 52%	18 75%	17 74%	
wins KOR	0 0%	8 42%	1 100%	0 0%	1 100%	0 0%	3 18%	8 40%	1 100%	0 0%	0 0%	22 32%					
Dz	0 0%	1 50%		0 0%	1 100%		1 10%	3 50%			0 0%	6 26%					
Nz		2 29%					2 33%	1 11%	1 100%	0 0%		6 25%					
Az	0 0%	5 50%	1 100%			0 0%	0 0%	4 80%		0 0%		10 48%					

LEGEND

Az Attacking zone **Dz** Defending zone **Nz** Neutral zone **Tot** Total face-offs played

Timing and Results provided by  TISSOT



Game Roster

SVK - USA

Referee(s)

OSKIRKO Iurii (RUS)

Goalkeepers

Team: SVK

No	Name	GP	MIP	GA	SVS	SOG	SVS%	GAA
1	HALO Juraj	4	180:00	10	77	87	88.51	3.33
2	ZIAK Jan	4	60:00	6	43	49	87.76	6.00

Team Roster

Team: SVK (blue)

No	Pos	Name	GP	G	A	PTS	PIM	+/-
1	GK	HALO Juraj	4	0	0	0	0	
2	GK	ZIAK Jan	4	0	0	0	0	
6	F	UHNAK Martin	4	3	3	6	6	+2
9	D	KOPECKY Peter	4	0	3	3	2	+5
10	F	HUS Roman	4	0	0	0	2	0
11	F	KETNER Nicolas	4	2	1	3	2	0
12	D	PALOVIC Patrik	4	0	1	1	6	+1
13	D	RUSINA Tomas +A	4	1	2	3	2	+4
14	F	BACA Kristian	4	1	0	1	2	+1
15	F	TRENCAN Matus	4	1	2	3	4	+1
16	F	ZLOCHA Jan +A	4	2	1	3	2	+2
17	F	PIACKA Edmund +C	4	2	3	5	6	+3
18	D	SUCHARDA Andrej	4	0	1	1	2	+1
19	F	GAPA Peter	4	3	2	5	4	+2
20	F	MIHALIK Denis	4	2	3	5	4	+3
22	F	PARDAVY Jan	4	1	2	3	2	0
23	F	MARUSIAK Marek	4	0	3	3	0	-1
25	F	KENTOS Jozef	3	0	0	0	2	+1
26	D	SZABO Patrik	4	0	2	2	0	+1
27	D	LUNTER Peter	4	2	1	3	2	+4
28	F	BUDIAK Matus	4	1	0	1	0	-1
29	D	NOCIAR Denis	4	0	0	0	0	0

Head Coach: VYBOH Andrej

Linesmen

AMBROSETTI Flavio (SUI) , LIU Ren (CHN)

Team: USA

No	Name	GP	MIP	GA	SVS	SOG	SVS%	GAA
1	OLEN Joseph	4	00:00	0	0	0	0.00	0.00
30	COOPER Matt	4	242:51	10	112	122	91.80	2.47

Team: USA (white)

No	Pos	Name	GP	G	A	PTS	PIM	+/-
1	GK	OLEN Joseph	4	0	0	0	0	
4	D	McGOVERN Edward	4	1	1	2	0	-1
5	D	SOLORZANO Emmanuel	4	0	0	0	2	-1
7	D	SCHMIDT Connor	4	1	2	3	16	0
8	D	ZERN Nicholas	4	1	0	1	2	0
9	F	JOHNSON Bryce	4	1	1	2	4	-1
10	F	BALENT Bill	4	2	1	3	0	0
11	F	KASCSAK John-Paul	4	0	1	1	14	+1
12	F	HARRIS Michael +A	4	0	0	0	4	-1
14	D	JOSEPH Chris	4	1	0	1	6	-1
15	F	MURPHY Sean	4	0	0	0	2	-1
16	F	OLEN John	4	0	1	1	4	-2
17	F	BURKEMPER Chris	4	0	1	1	2	-1
18	F	BODETTE Bobby +A	4	1	0	1	4	0
19	F	BRESLIN Joey	4	0	2	2	4	+1
20	F	HANNON Luke	4	1	1	2	0	+1
21	D	BENSON Tyler	4	0	1	1	4	+1
22	F	BELONGER Ryan	1	0	0	0	0	0
23	D	YOUNG Jordan +C	4	0	0	0	6	+1
25	F	BREWSTER Samuel	4	0	1	1	4	0
26	F	GREENBERG Jordan	4	0	0	0	2	-2
30	GK	COOPER Matt	4	0	0	0	10	

Head Coach: BALBONI Scott

LEGEND

A Assists	D Defence	F Forward	G Goals
GA Goals against	GAA Goals against as average per 60 minutes	GK Goalkeeper	GP Games played
MIP Minutes and seconds played	No Jersey number	PIM Penalties in minutes	Pos Position
PTS Points	SOG Shots on goal	SVS Saves	SVS% Saves in percentage
+/- Plus/minus net	+A Assistant captain	+C Captain	

Timing and Results provided by **TISSOT**



Line-ups

SVK - USA

Referee(s)

OSKIRKO Iurii (RUS)

Linesmen

AMBROSETTI Flavio (SUI) , LIU Ren (CHN)

Goalkeepers

Team: SVK

No Name

- 1 HALO Juraj
- 2 ZIAK Jan

Team Line-ups

Team: SVK (blue)

No Pos Name

27	D	LUNTER Peter
6	F	UHNAK Martin
11	F	KETNER Nicolas
17	F	PIACKA Edmund +C
20	F	MIHALIK Denis
9	D	KOPECKY Peter
13	D	RUSINA Tomas +A
19	F	GAPA Peter
25	F	KENTOS Jozef
28	F	BUDIAK Matus
12	D	PALOVIC Patrik
29	D	NOCIAR Denis
10	F	HUS Roman
15	F	TRENCAN Matus
23	F	MARUSIAK Marek
18	D	SUCHARDA Andrej
26	D	SZABO Patrik
14	F	BACA Kristian
16	F	ZLOCHA Jan +A

Head Coach: VYBOH Andrej

NOT DRESSED:

- 22 F PARDAVY Jan

Team: USA

No Name

- 1 OLEN Joseph
- 30 COOPER Matt

Team: USA (white)

No Pos Name

4	D	McGOVERN Edward
7	D	SCHMIDT Connor
12	F	HARRIS Michael +A
15	F	MURPHY Sean
18	F	BODETTE Bobby +A
8	D	ZERN Nicholas
23	D	YOUNG Jordan +C
9	F	JOHNSON Bryce
16	F	OLEN John
26	F	GREENBERG Jordan
5	D	SOLORZANO Emmanuel
14	D	JOSEPH Chris
10	F	BALENT Bill
17	F	BURKEMPER Chris
25	F	BREWSTER Samuel
11	F	KASCSEK John-Paul
19	F	BRESLIN Joey
20	F	HANNON Luke

Head Coach: BALBONI Scott

NOT DRESSED:

- 21 D BENSON Tyler
- 22 F BELONGER Ryan

LEGEND

D	Defence	F	Forward	No	Jersey number	Pos	Position
+A	Assistant captain	+C	Captain				



Graphical Line-ups

SVK - USA

Referee(s)

OSKIRKO Iurii (RUS)

Linesmen

AMBROSETTI Flavio (SUI) , LIU Ren (CHN)

Team: SVK - Slovakia (blue)

Head Coach: VYBOH Andrej

S1 1 HALO Juraj			
2 ZIAK Jan			
S2 11 KETNER Nicolas	S3 27 LUNTER Peter		
S5 17 PIACKA Edmund +C	S6 20 MIHALIK Denis	S4 6 UHNAK Martin	
13 RUSINA Tomas +A		9 KOPECKY Peter	
28 BUDIAK Matus	25 KENTOS Jozef	19 GAPA Peter	
29 NOCIAR Denis		12 PALOVIC Patrik	
10 HUS Roman	23 MARUSIAK Marek	15 TRENCAN Matus	
14 BACA Kristian		18 SUCHARDA Andrej	
	26 SZABO Patrik	16 ZLOCHA Jan +A	

Team: USA - United States of America (white)

Head Coach: BALBONI Scott

S1 1 OLEN Joseph			
30 COOPER Matt			
4 McGOVERN Edward		7 SCHMIDT Connor	
12 HARRIS Michael +A	15 MURPHY Sean	18 BODETTE Bobby +A	
S2 8 ZERN Nicholas	S3 23 YOUNG Jordan +C		
16 OLEN John	9 JOHNSON Bryce	26 GREENBERG Jordan	
14 JOSEPH Chris		5 SOLORZANO Emmanuel	
S5 17 BURKEMPER Chris	S4 10 BALENT Bill	S6 25 BREWSTER Samuel	
20 HANNON Luke	19 BRESLIN Joey	11 KASCSAK John-Paul	

LEGEND

Sn Starting position

+A Assistant captain

+C Captain

Timing and Results provided by **TISSOT**



Game Summary

REVISED
12 FEB 20:07

SVK - USA 5 - 4 (4 - 1, 0 - 2, 0 - 1, 0 - 0, 1 - 0)

Spectators	Referee(s)	Linesmen
375	OSKIRKO Iurii (RUS)	AMBROSETTI Flavio (SUI) , LIU Ren (CHN)

Team Statistics

Period	Score	SVS	SOG	PIM	TPP	PPG	SHG
1	4 : 1	16 : 10	14 : 17	4 : 2	02:00 : 02:35	0 : 1	0 : 0
2	0 : 2	15 : 10	10 : 17	8 : 14	06:55 : 01:08	0 : 0	0 : 1
3	0 : 1	19 : 9	9 : 20	4 : 0	00:13 : 04:00	0 : 0	0 : 0
OT	0 : 0	2 : 4	4 : 2	0 : 0	00:00 : 00:00	0 : 0	0 : 0
GWS	1 : 0	0 : 0	1 : 0	0 : 0	00:00 : 00:00	0 : 0	0 : 0
Total	5 : 4	52 : 33	38 : 56	16 : 16	09:08 : 07:43	0 : 1	0 : 1

1st Period

Action	Time	ET/Res	Team	Type	No	Name	(G)	Name of Assistant(s) / Action Description
GK	00:00		SVK		1	HALO J		- Goalkeeper in
GK	00:00		USA		1	OLEN J		- Goalkeeper in
Goal	01:02	1 : 0	SVK	EQ	13	RUSINA T	(2)	19 GAPA P On Ice SVK 1 9 13 19 25 28 USA 1 5 12 14 15 18
Goal	01:31	2 : 0	SVK	EQ	10	HUS R	(1)	23 MARUSIAK M On Ice SVK 1 10 12 15 23 29 USA 1 5 12 14 15 18
Penalty	10:59	12:59	USA	2 min.	26	GREENBERG J		- Slashing
Goal	14:17	3 : 0	SVK	EQ	13	RUSINA T	(3)	26 SZABO P 14 BACA K On Ice SVK 1 13 14 16 18 26 USA 1 4 9 10 11 20
Penalty	16:19	16:54	SVK	2 min.	29	NOCIAR D		- Tripping
Goal	16:54	3 : 1	USA	PP1	19	BRESLIN J	(1)	18 BODETTE B 7 SCHMIDT C On Ice SVK 1 6 11 12 27 USA 1 4 7 15 18 19 *
Penalty	17:19	19:19	SVK	2 min.	1	HALO J		- Tripping / Served by: 10 HUS R
Goal	19:42	4 : 1	SVK	EQ	17	PIACKA E	(3)	10 HUS R 25 KENTOS J On Ice SVK 1 9 10 13 17 25 USA 1 5 14 16 20 23
GK	20:00		USA					1 OLEN J - Goalkeeper out

2nd Period

Action	Time	ET/Res	Team	Type	No	Name	(G)	Name of Assistant(s) / Action Description
GK	20:00		USA		30	COOPER M		- Goalkeeper in
Penalty	22:27	24:27	USA	2 min.	19	BRESLIN J		- Hooking
Penalty	23:33	25:33	SVK	2 min.	10	HUS R		- Slashing
Penalty	23:33	25:33	USA	2 min.	25	BREWSTER S		- Unsportsmanlike Conduct
Goal	24:58	4 : 2	USA	EQ	20	HANNON L	(2)	15 MURPHY S 7 SCHMIDT C On Ice SVK 1 6 9 19 25 27 USA 30 4 7 10 15 20
Penalty	26:06	28:06	SVK	2 min.	13	RUSINA T		- Roughing
Penalty	27:14	29:14	USA	2 min.	8	ZERN N		- Tripping
Penalty	29:36	31:36	USA	2 min.	23	YOUNG J		- High Sticking
Penalty	30:50	32:50	SVK	2 min.	17	PIACKA E		- Interference
Penalty	31:18	33:18	USA	2 min.	7	SCHMIDT C		- Cross-Checking
Goal	33:13	4 : 3	USA	SH1	14	JOSEPH C	(2)	17 BURKEMPER C 19 BRESLIN J On Ice SVK 1 9 17 19 25 27 USA 30 4 14 17 19
Penalty	37:12	39:12	USA	2 min.	8	ZERN N		- Roughing
Penalty	37:12	39:12	SVK	2 min.	9	KOPECKY P		- Roughing
Penalty	38:13	40:13	USA	2 min.	18	BODETTE B		- Slashing

3rd Period

Action	Time	ET/Res	Team	Type	No	Name	(G)	Name of Assistant(s) / Action Description
Penalty	41:25	43:25	SVK	2 min.	15	TRENCAN M		- Cross-Checking
Penalty	45:58	47:58	SVK	2 min.	9	KOPECKY P		- Holding an opponent
GK	58:12		USA					30 COOPER M - Goalkeeper out

Timing and Results provided by **TISSOT**



Action	Time	ET/Res	Team	Type	No	Name	(G)	Name of Assistant(s) / Action Description
Time-out	58:39		USA					
Goal	59:55	4 : 4	USA	EQ EA	15	MURPHY S	(1)	12 HARRIS M On Ice SVK 1 6 11 12 17 27 USA 8 9 12 15 17 25
GK	59:55		USA		30	COOPER M		- Goalkeeper in

Overtime

No game actions in this period

Action	Time	ET/Res	Team	Type	No	Name	(G)	Name of Assistant(s) / Action Description
GK	65:00		SVK					1 HALO J - Goalkeeper out
GK	65:00		USA					30 COOPER M - Goalkeeper out

Game Winning Shots

Action	Time	Result	Team	No	Name	(G)	Action Description
		0 : 0	SVK	6	UHNAK M		- Saved by goalie 30 COOPER M (USA) - on goal
		0 : 0	USA	9	JOHNSON B		- Saved by goalie 1 HALO J (SVK) - on goal
		1 : 0	SVK	19	GAPA P		- Scored 30 COOPER M (USA) - on goal
		0 : 0	USA	7	SCHMIDT C		- Saved by goalie 1 HALO J (SVK) - on goal
		0 : 0	SVK	27	LUNTER P		- Missed (left) 30 COOPER M (USA) - on goal
		0 : 0	USA	20	HANNON L		- Missed (right) 1 HALO J (SVK) - on goal
GWG	65:00	1 : 0	SVK	19	GAPA P	(4)	

Goalkeeper Records

Team : SVK - Slovakia

No	Name	SOG	SVS	MIP
1	HALO Juraj	56	52	65:00
2	ZIAK Jan			

Team : USA - United States of America

No	Name	SOG	SVS	MIP
30	COOPER Matt	24	23	43:17
1	OLEN Joseph	14	10	20:00

Game Statistics

Team : SVK (blue)


Head Coach : VYBOH Andrej

No	Pos	Name	G	A	P	PIM	FO+	FO-	FO+/-	FO%	Shots on Goal					+/-
											1	2	3	OT	TS	
6	F	UHNAK Martin	0	0	0	0	0	3	-3	0.00	1	0	0	0	1	-2
11	F	KETNER Nicolas	0	0	0	0	0	0	0	0.00	1	2	2	1	6	-1
17	F	PIACKA Edmund +C	1	0	1	2	1	4	-3	20.00	1	0	3	1	5	-1
20	F	MIHALIK Denis	0	0	0	0	11	20	-9	35.48	1	1	0	0	2	0
27	D	LUNTER Peter	0	0	0	0	0	0	0	0.00	0	1	1	0	2	-3
9	D	KOPECKY Peter	0	0	0	4	0	0	0	0.00	0	1	0	0	1	0
13	D	RUSINA Tomas +A	2	0	2	2	0	0	0	0.00	2	2	0	0	4	+3
19	F	GAPA Peter	1	1	2	0	1	0	1	100.00	1	0	1	1	3	-1
25	F	KENTOS Jozef	0	1	1	0	5	10	-5	33.33	0	0	0	0	0	0
28	F	BUDIAK Matus	0	0	0	0	2	0	2	100.00	1	2	0	0	3	+1
10	F	HUS Roman	1	1	2	2	0	1	-1	0.00	2	0	0	1	3	+2
12	D	PALOVIC Patrik	0	0	0	0	0	0	0	0.00	1	0	1	0	2	0
15	F	TRENCAN Matus	0	0	0	2	0	1	-1	0.00	0	1	1	1	3	+1
23	F	MARUSIAK Marek	0	1	1	0	11	8	3	57.89	1	0	0	0	1	+1
29	D	NOCIAR Denis	0	0	0	2	0	0	0	0.00	0	0	0	0	0	+1
14	F	BACA Kristian	0	1	1	0	0	0	0	0.00	1	0	0	0	1	+1
16	F	ZLOCHA Jan +A	0	0	0	0	2	1	1	66.67	0	0	0	0	0	+1
18	D	SUCHARDA Andrej	0	0	0	0	0	0	0	0.00	0	0	0	0	0	+1
26	D	SZABO Patrik	0	1	1	0	1	0	1	100.00	1	0	0	0	1	+1
1	GK	HALO Juraj	0	0	0	2					0	0	0	0	0	
2	GK	ZIAK Jan	0	0	0	0					0	0	0	0	0	
Total			5	6	11	16	34	48	-14	41.46	14	10	9	5	38	

Team : USA (white)

Head Coach : BALBONI Scott

No	Pos	Name	G	A	P	PIM	FO+	FO-	FO+/-	FO%	Shots on Goal					+/-
											1	2	3	OT	TS	
4	D	McGOVERN Edward	0	0	0	0	0	0	0	0.00	1	1	0	0	2	+1

Timing and Results provided by 



Head Coach : BALBONI Scott

No	Pos	Name	G	A	P	PIM	FO+	FO-	FO+/-	FO%	Shots on Goal					+/-
											1	2	3	OT	TS	
7	D	SCHMIDT Connor	0	2	2	2	0	0	0	0.00	2	2	2	1	7	+1
12	F	HARRIS Michael +A	0	1	1	0	3	1	2	75.00	1	1	4	0	6	-1
15	F	MURPHY Sean	1	1	2	0	5	6	-1	45.45	0	3	4	0	7	0
18	F	BODETTE Bobby +A	0	1	1	2	0	0	0	0.00	2	0	1	0	3	-2
8	D	ZERN Nicholas	0	0	0	4	0	0	0	0.00	0	0	1	0	1	+1
9	F	JOHNSON Bryce	0	0	0	0	18	5	13	78.26	3	0	3	1	7	0
16	F	OLEN John	0	0	0	0	5	1	4	83.33	0	2	2	0	4	-1
23	D	YOUNG Jordan +C	0	0	0	2	0	0	0	0.00	2	1	0	0	3	-1
26	F	GREENBERG Jordan	0	0	0	2	0	0	0	0.00	0	0	1	0	1	0
5	D	SOLORZANO Emmanuel	0	0	0	0	0	0	0	0.00	1	2	1	0	4	-3
10	F	BALENT Bill	0	0	0	0	8	14	-6	36.36	1	1	0	0	2	0
14	D	JOSEPH Chris	1	0	1	0	0	0	0	0.00	0	2	0	0	2	-2
17	F	BURKEMPER Chris	0	1	1	0	0	0	0	0.00	0	0	0	0	0	+2
25	F	BREWSTER Samuel	0	0	0	2	0	0	0	0.00	1	1	1	0	3	+1
11	F	KASCSAK John-Paul	0	0	0	0	0	0	0	0.00	1	0	0	0	1	-1
19	F	BRESLIN Joey	1	1	2	2	9	7	2	56.25	2	0	0	0	2	+1
20	F	HANNON Luke	1	0	1	0	0	0	0	0.00	0	1	0	0	1	-1
1	GK	OLEN Joseph	0	0	0	0					0	0	0	0	0	
30	GK	COOPER Matt	0	0	0	0					0	0	0	0	0	
Total			4	7	11	16	48	34	14	58.54	17	17	20	2	56	

LEGEND

(G) Goals in tournament	* does not count for Plus/minus	+/- Plus/minus net	+A Assistant captain
+C Captain	A Assists	D Defence	EA Extra attacker
EQ Equal strength	ET/Res Penalty end time/Result of game	F Forward	FO- Face-offs lost
FO% Face-offs won as percentage	FO+ Face-offs won	FO+/- Face-offs net	G Goals
GK Goalkeeper	GWG Game winning goal	GWS Game winning shots	MIP Minutes in play (GK)
No Jersey number	OT Overtime	P Points	PIM Penalties in minutes
Pos Position	PP1 Power play - 1 player	PPG Power play goals	SH1 Shorthanded - 1 player
SHG Shorthanded goals	SOG Shots on goal	SVS Saves	TPP Time on power play
TS Total shots			

Changed in scorer and assist for goal #1 #2 #3 of USA

Timing and Results provided by **TISSOT**



Shot Chart

REVISED
12 FEB 20:11

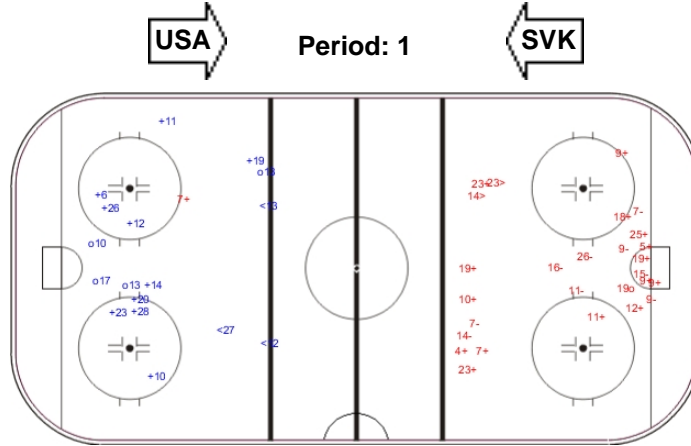
SVK - USA

Shots by SVK

Goals (o): 4 SSG (+): 10
SSP (-): 3 SPG (-): 0



GK 1 of USA



Shots by USA

Goals (o): 1 SSG (+): 16
SSP (>): 2 SPG (-): 9



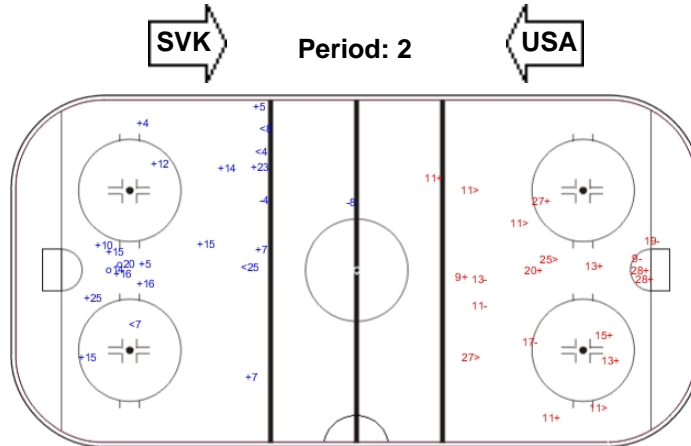
GK 1 of SVK

Shots by USA

Goals (o): 2 SSG (+): 15
SSP (<): 4 SPG (-): 2



GK 1 of SVK



Shots by SVK

Goals (o): 0 SSG (+): 10
SSP (>): 5 SPG (-): 5



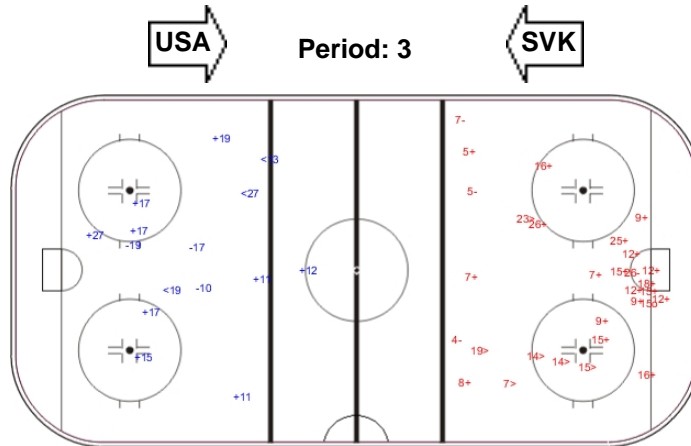
GK 30 of USA

Shots by SVK

Goals (o): 0 SSG (+): 9
SSP (<): 3 SPG (-): 3



GK 30 of USA



Shots by USA

Goals (o): 1 SSG (+): 19
SSP (>): 6 SPG (-): 4



GK 1 of SVK



Shots by SVK

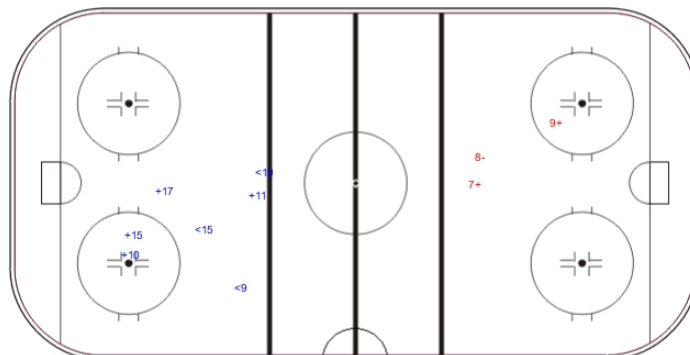
Goals (o): 0 SSG (+): 4
 SSP (-): 3 SPG (-): 0



GK 30 of USA



Overtime



Shots by USA

Goals (o): 0 SSG (+): 2
 SSP (-): 0 SPG (-): 1




GK 1 of SVK

LEGEND

GK Goalkeeper **SPG** Shots past goal **SSG** Shots saved by goalkeeper **SSP** Shots saved by player

Changed in scorer for goal #1 of USA

Timing and Results provided by 



Face-off Chart

SVK - USA

PERIOD 1

SVK	USA	SVK	USA	SVK	USA	Total wins all zones		
						SVK	USA	
Def. zone	Att. zone	Neutral zone		Att. zone	Def. zone			
- 25	+ 9	+ 20	- 10	- 25	+ 9			
- 20	+ 9	- 23	+ 10	+ 23	- 10			
- 25	+ 19	+ 16	- 19	+ 25	- 19			
- 25	+ 15	+ 26	- 15	+ 23	- 10			
		- 20	+ 10	+ 23	- 10			
		+ 23	- 10	- 20	+ 15			
		+ 20	- 10	- 25	+ 16			
				+ 25	- 16			
Total wins / period	0 / 0%	4 / 100%	5 / 71%	2 / 29%	5 / 63%	3 / 37%	10 / 53%	9 / 47%

PERIOD 2

SVK	USA	SVK	USA	SVK	USA	Total wins all zones		
						SVK	USA	
Def. zone	Att. zone	Neutral zone		Att. zone	Def. zone			
- 17	+ 12	- 20	+ 10	- 20	+ 9			
- 20	+ 9	+ 23	- 10	+ 23	- 10			
- 17	+ 19	- 20	+ 15	- 16	+ 9			
+ 23	- 15	+ 23	- 19	- 23	+ 10			
- 25	+ 19	- 25	+ 19	- 20	+ 10			
+ 19	- 19	- 23	+ 10	+ 25	- 9			
+ 17	- 10	+ 16	- 12	+ 28	- 9			
- 6	+ 15			- 25	+ 16			
				- 20	+ 9			
				+ 20	- 9			
				- 20	+ 9			
				- 20	+ 9			
				- 20	+ 19			
				+ 23	- 19			
				- 17	+ 16			
Total wins / period	3 / 38%	5 / 62%	3 / 43%	4 / 57%	5 / 31%	11 / 69%	11 / 35%	20 / 65%

PERIOD 3

SVK	USA	SVK	USA	SVK	USA	Total wins all zones		
						SVK	USA	
Def. zone	Att. zone	Neutral zone		Att. zone	Def. zone			
- 23	+ 12	+ 20	- 10	- 23	+ 19			
+ 20	- 9	+ 20	- 15	+ 25	- 15			
- 17	+ 9	- 20	+ 10	+ 20	- 15			
- 10	+ 9	- 25	+ 9	- 25	+ 16			
- 23	+ 9	- 23	+ 15					
+ 28	- 19	- 23	+ 9					
- 20	+ 16	+ 20	- 10					
- 20	+ 19	- 20	+ 9					
+ 25	- 15	+ 23	- 10					
+ 20	- 10	- 20	+ 12					
+ 23	- 19							
Total wins / period							11 / 42%	15 / 58%



- 6	+ 19				
5 / 42%	7 / 58%	4 / 40%	6 / 60%	2 / 50%	2 / 50%

OVERTIME

	SVK		USA		SVK		USA		Total wins all zones
	Def. zone	Att. zone	Neutral zone		Att. zone	Def. zone			
	- 20	+ 10	+ 20	- 10	- 15	+ 9			
	+ 20	- 9	- 20	+ 9					
	- 6	+ 19							
Total wins / period	1 / 33%	2 / 67%	1 / 50%	1 / 50%	0 / 0%	1 / 100%	2 / 33%	4 / 67%	

TOTAL

	SVK		USA		SVK		USA		Total wins all zones
	Def. zone	Att. zone	Neutral zone		Att. zone	Def. zone			
Total wins / game	9 / 33%	18 / 67%	13 / 50%	13 / 50%	12 / 41%	17 / 59%	34 / 41%	48 / 59%	




HEAD TO HEAD

		USA										
No.	9	10	12	15	16	19	Tot	wins SVK	Dz	Nz	Az	
SVK	6			0 - 1		0 - 2	3	0 0%	0 0%			
	10	0 - 1					1	0 0%	0 0%			
	15	0 - 1					1	0 0%			0 0%	
	16	0 - 1		1 - 0		1 - 0	3	2 67%		2 100%	0 0%	
	17	0 - 1	1 - 0	0 - 1		0 - 1	0 - 1	5	1 20%	1 25%		0 0%
	19						1 - 0	1	1 100%	1 100%		
	20	3 - 9	6 - 5	0 - 1	2 - 2	0 - 1	0 - 2	31	11 35%	3 38%	6 46%	2 20%
	23	0 - 2	7 - 3	0 - 1	1 - 1		3 - 1	19	11 58%	2 50%	4 50%	5 71%
	25	1 - 3			2 - 1	1 - 3	1 - 3	15	5 33%	1 20%	0 0%	4 50%
	26				1 - 0			1	1 100%		1 100%	
28	1 - 0					1 - 0	2	2 100%	1 100%		1 100%	
Tot	23	22	4	11	6	16	82	34 41%	9 33%	13 50%	12 41%	
wins USA	18 78%	8 36%	3 75%	5 45%	5 83%	9 56%	48 59%					
Dz	8 73%	2 33%		1 33%	4 80%	2 50%	17 59%					
Nz	4 100%	5 38%	1 50%	2 50%		1 33%	13 50%					
Az	6 75%	1 33%	2 100%	2 50%	1 100%	6 67%	18 67%					

LEGEND

Az Attacking zone **Dz** Defending zone **Nz** Neutral zone **Tot** Total face-offs played

Timing and Results provided by  TISSOT



Game Roster

JPN - KOR

Referee(s)

FIGUILLEM PEREZ de ROZAS Marc (ESP)

Goalkeepers

Team: JPN

No	Name	GP	MIP	GA	SVS	SOG	SVS%	GAA
1	HITOMI Shun	4	119:05	5	74	79	93.67	2.52
25	ONODA Takuto	4	119:08	6	39	45	86.67	3.02

Team Roster

Team: JPN (black)

No	Pos	Name	GP	G	A	PTS	PIM	+/-
1	GK	HITOMI Shun	4	0	0	0	0	
2	D	HORIUCHI Itaru	4	0	2	2	4	-1
4	D	MATSUKANE Kenta	4	0	3	3	0	+1
5	D	KATO Shinnosuke	4	0	0	0	4	+1
6	D	OHBA Dai	4	0	1	1	0	+3
7	D	YOKOYAMA Yoshiya	4	0	0	0	4	+1
8	F	OMUKU Maito	4	1	4	5	4	+1
9	F	ECHIGO Tomoya +A	4	0	2	2	2	0
11	F	OTSU Kosuke	4	0	2	2	29	0
12	D	KOIZUMI Kazunari	4	0	1	1	4	+3
13	F	HITOSATO Shigeki	4	0	0	0	12	+1
14	F	TANAKA Kentaro +A	4	0	2	2	2	-2
15	F	KONNO Tomohiro	4	2	1	3	0	+2
16	F	TATEDA Shun	4	2	0	2	0	0
18	F	FURUHASHI Makuru	4	4	2	6	6	+2
19	F	NAKAJIMA Shogo	4	0	0	0	2	+2
21	F	SUZUKI Kento	4	0	0	0	8	0
22	F	KAWAMURA Kazuki	4	3	0	3	2	-1
23	F	IKEDA Ikki	4	4	1	5	4	+3
24	D	SATOH Hikaru +C	4	2	3	5	4	+1
25	GK	ONODA Takuto	4	0	0	0	0	

Head Coach: MAHON Mark

Linesmen

LORENTSEN BAKLI Gjermund (NOR) , TROBAJO NAVARRO Carlos (ESP)

Team: KOR

No	Name	GP	MIP	GA	SVS	SOG	SVS%	GAA
1	BAE Jangwoo	5	295:22	39	203	242	83.88	7.92
20	LEE Changmin	5	09:38	5	4	9	44.44	31.14

Team: KOR (white)

No	Pos	Name	GP	G	A	PTS	PIM	+/-
1	GK	BAE Jangwoo	5	0	0	0	0	
2	F	BAN Hansoo	5	0	0	0	2	-9
3	F	LEE Dounggun	5	0	2	2	2	-3
4	F	LEE Sungjin +A	5	3	1	4	0	-4
6	D	LEE Seungwon	5	0	2	2	2	-8
7	D	YANG Sunghun	5	0	0	0	4	-9
8	F	CHO Hyeonkuk	5	0	0	0	0	-4
9	F	BYUNGGEUL Kang	2	0	0	0	0	-4
10	F	YOON Sangwon	5	1	3	4	2	-3
11	F	YU Shinchul	5	0	0	0	2	-9
12	F	HA Jaejun	5	1	0	1	4	-5
13	F	OH Seahn +C	5	2	0	2	2	-10
14	D	LEE Sungjun	5	0	0	0	0	-10
15	D	LEE Jaegyuu	5	0	0	0	2	-4
16	D	KIM Taegyum	5	0	1	1	2	-6
17	D	CHO Seokjun	5	0	0	0	2	-6
18	F	KANG Yoonseok	5	0	2	2	4	-11
19	F	JANG Hojun	5	0	0	0	0	-11
20	GK	LEE Changmin	5	0	0	0	0	
21	F	LIM Jinsoo	5	0	0	0	8	-11
22	D	HWANG Wootae +A	5	0	1	1	2	-4
23	D	HAN Geonhee	5	2	0	2	0	-10

Head Coach: KIM Heewoo

LEGEND

A Assists	D Defence	F Forward	G Goals
GA Goals against	GAA Goals against as average per 60 minutes	GK Goalkeeper	GP Games played
MIP Minutes and seconds played	No Jersey number	PIM Penalties in minutes	Pos Position
PTS Points	SOG Shots on goal	SVS Saves	SVS% Saves in percentage
+/- Plus/minus net	+A Assistant captain	+C Captain	

Timing and Results provided by **TISSOT**



Line-ups

JPN - KOR

Referee(s)

FIGUILLEM PEREZ de ROZAS Marc (ESP)

Linesmen

LORENTSEN BAKLI Gjermund (NOR) , TROBAJO NAVARRO Carlos (ESP)

Goalkeepers

Team: JPN

No	Name
25	ONODA Takuto
1	HITOMI Shun

Team: KOR

No	Name
1	BAE Jangwoo
20	LEE Changmin

Team Line-ups

Team: JPN (black)

No	Pos	Name
4	D	MATSUKANE Kenta
24	D	SATOH Hikaru +C
9	F	ECHIGO Tomoya +A
16	F	TATEDA Shun
19	F	NAKAJIMA Shogo
<hr/>		
7	D	YOKOYAMA Yoshiya
12	D	KOIZUMI Kazunari
8	F	OMUKU Maito
11	F	OTSU Kosuke
22	F	KAWAMURA Kazuki
<hr/>		
2	D	HORIUCHI Itaru
5	D	KATO Shinnosuke
14	F	TANAKA Kentaro +A
21	F	SUZUKI Kento
23	F	IKEDA Ikki
<hr/>		
6	D	OHBA Dai
13	F	HITOSATO Shigeki
18	F	FURUHASHI Makuru

No	Pos	Name
6	D	LEE Seungwon
23	D	HAN Geonhee
11	F	YU Shinchul
13	F	OH Seahn +C
18	F	KANG Yoonseok
<hr/>		
16	D	KIM Taegyum
17	D	CHO Seokjun
4	F	LEE Sungjin +A
8	F	CHO Hyeonkuk
10	F	YOON Sangwon
<hr/>		
15	D	LEE Jaegyu
22	D	HWANG Wootae +A
2	F	BAN Hansoo
12	F	HA Jaejun
19	F	JANG Hojun
<hr/>		
7	D	YANG Sunghun
21	F	LIM Jinsoo

Head Coach: KIM Heewoo

NOT DRESSED:

3 F LEE Dounggun

9 F BYUNGGEUL Kang

14 D LEE Sungjun

LEGEND

D Defence

+A Assistant captain

F

Forward

+C

Captain

No

Jersey number

Pos

Position



Graphical Line-ups

JPN - KOR

Referee(s)

PIGUILLEM PEREZ de ROZAS Marc (ESP)

Linesmen

LORENTSEN BAKLI Gjermund (NOR) , TROBAJO NAVARRO Carlos (ESP)

Team: JPN - Japan (black)

Head Coach: MAHON Mark

S1 25 ONODA Takuto		
1 HITOMI Shun		
S3 24 SATOH Hikaru +C	S2 4 MATSUKANE Kenta	
S6 19 NAKAJIMA Shogo	S4 9 ECHIGO Tomoya +A	S5 16 TATEDA Shun
7 YOKOYAMA Yoshiya	12 KOIZUMI Kazunari	
11 OTSU Kosuke	8 OMIKI Maito	22 KAWAMURA Kazuki
2 HORIUCHI Itaru	5 KATO Shinnosuke	
21 SUZUKI Kento	14 TANAKA Kentaro +A	23 IKEDA Ikki
6 OHBA Dai		
	18 FURUHASHI Makuru	13 HITOSATO Shigeki

Team: KOR - Republic of Korea (white)

Head Coach: KIM Heewoo

S1 1 BAE Jangwoo		
20 LEE Changmin		
S3 23 HAN Geonhee	S2 6 LEE Seungwon	
S6 18 KANG Yoonseok	S5 13 OH Seahn +C	S4 11 YU Shinchul
17 CHO Seokjun	16 KIM Taegyum	
4 LEE Sungjin +A	10 YOON Sangwon	8 CHO Hyeonkuk
22 HWANG Wootae +A	15 LEE Jaegyung	
19 JANG Hojun	12 HA Jaejun	2 BAN Hansoo
7 YANG Sunghun		
21 LIM Jinsoo		

LEGEND

Sn Starting position

+A Assistant captain

+C Captain

Timing and Results provided by **TISSOT**



Game Summary

JPN - KOR 4 - 1 (1 - 1, 0 - 0, 3 - 0)

Spectators	Referee(s)	Linesmen
250	PIGUILLEM PEREZ de ROZAS Marc (ESP)	LORENTSEN BAKLI Gjermund (NOR) , TROBAJO NAVARRO Carlos (ESP)

Team Statistics

Period	Score	SVS	SOG	PIM	TPP	PPG	SHG
1	1 : 1	12 : 10	11 : 13	6 : 2	00:00 : 04:00	0 : 0	0 : 0
2	0 : 0	7 : 11	11 : 7	2 : 6	05:02 : 02:00	0 : 0	0 : 0
3	3 : 0	4 : 22	25 : 4	14 : 32	06:12 : 00:00	1 : 0	0 : 0
Total	4 : 1	23 : 43	47 : 24	22 : 40	11:14 : 06:00	1 : 0	0 : 0

1st Period

Action	Time	ET/Res	Team	Type	No	Name	(G)	Name of Assistant(s) / Action Description
GK	00:00		JPN		25	ONODA T		- Goalkeeper in
GK	00:00		KOR		1	BAE J		- Goalkeeper in
Goal	04:44	0 : 1	KOR	EQ	12	HA J	(2)	2 BAN H On Ice JPN 25 7 12 14 21 23 KOR 1 2 6 12 19 23
Penalty	05:01	07:01	JPN	2 min.	2	HORIUCHI I		- Hooking
Goal	07:57	1 : 1	JPN	EQ	14	TANAKA K	(1)	21 SUZUKI K On Ice JPN 25 2 6 14 21 23 23 IKEDA I KOR 1 2 12 19 21 22
Penalty	15:17	17:17	JPN	2 min.	-	Team penalty		- Too Many Men / Served by: 6 OHBA D
Penalty	19:32	21:32	JPN	2 min.	13	HITOSATO S		- Roughing
Penalty	19:32	21:32	KOR	2 min.	18	KANG Y		- Roughing

2nd Period

Action	Time	ET/Res	Team	Type	No	Name	(G)	Name of Assistant(s) / Action Description
Penalty	21:53	23:53	KOR	2 min.	15	LEE J		- Hooking
Penalty	28:46	30:46	KOR	2 min.	11	YU S		- Interference
Penalty	33:20	35:20	JPN	2 min.	14	TANAKA K		- Tripping
Penalty	38:58	40:58	KOR	2 min.	11	YU S		- Hooking

3rd Period

Action	Time	ET/Res	Team	Type	No	Name	(G)	Name of Assistant(s) / Action Description
Goal	42:01	2 : 1	JPN	EQ	22	KAWAMURA K	(4)	11 OTSU K On Ice JPN 25 6 8 11 12 22 6 OHBA D KOR 1 2 7 11 15 18
Goal	46:01	3 : 1	JPN	EQ	8	OMUKU M	(2)	13 HITOSATO S On Ice JPN 25 2 5 8 13 18 KOR 1 7 11 13 16 18
Time-out	46:01		KOR					
Penalty	47:56	48:25	KOR	2 min.	15	LEE J		- Roughing
Goal	48:25	4 : 1	JPN	PP1	7	YOKOYAMA Y	(1)	2 HORIUCHI I On Ice JPN 25 2 7 9 16 19 19 NAKAJIMA S KOR 1 6 7 11 18 *
Penalty	50:33	52:33	KOR	2 min.	23	HAN G		- Holding an opponent
Penalty	51:38	53:38	JPN	2 min.	18	FURUHASHI M		- Roughing
Penalty	51:38	53:38	KOR	2 min.	7	YANG S		- Roughing
Penalty	54:17	56:17	KOR	2 min.	17	CHO S		- Boarding
Penalty	54:17	60:00	KOR	10 min.	17	CHO S		- Unsportsmanlike Conduct / start serving at 56:17
Penalty	57:04	59:04	KOR	2 min.	18	KANG Y		- Cross-Checking
Penalty	57:04	60:00	JPN	10 min.	14	TANAKA K		- Unsportsmanlike Conduct
Penalty	57:04	60:00	KOR	10 min.	13	OH S		- Unsportsmanlike Conduct
Penalty	57:04	59:04	JPN	2 min.	21	SUZUKI K		- Roughing / Served by: 14 TANAKA K
Penalty	59:15	60:00	KOR	2 min.	18	KANG Y		- Boarding
GK	60:00		JPN					25 ONODA T - Goalkeeper out
GK	60:00		KOR					1 BAE J - Goalkeeper out



Goalkeeper Records

Team : JPN - Japan

No	Name	SOG	SVS	MIP
25	ONODA Takuto	24	23	60:00
1	HITOMI Shun			

Team : KOR - Republic of Korea

No	Name	SOG	SVS	MIP
1	BAE Jangwoo	47	43	60:00
20	LEE Changmin			

Game Statistics

Team : JPN (black)

Head Coach : MAHON Mark

No	Pos	Name	G	A	P	PIM	FO+	FO-	FO+/-	FO%	Shots on Goal					+/-
											1	2	3	OT	TS	
4	D	MATSUKANE Kenta	0	0	0	0	0	0	0	0.00	0	0	1		1	0
9	F	ECHIGO Tomoya +A	0	0	0	0	9	4	5	69.23	0	0	2		2	0
16	F	TATEDA Shun	0	0	0	0	2	2	0	50.00	0	1	2		3	0
19	F	NAKAJIMA Shogo	0	1	1	0	3	0	3	100.00	1	1	2		4	0
24	D	SATO H Hikaru +C	0	0	0	0	0	0	0	0.00	1	1	2		4	0
7	D	YOKOYAMA Yoshiya	1	0	1	0	0	0	0	0.00	1	0	3		4	-1
8	F	OMUKU Maito	1	0	1	0	9	5	4	64.29	0	0	1		1	+2
11	F	OTSU Kosuke	0	1	1	0	0	0	0	0.00	0	1	2		3	+1
12	D	KOIZUMI Kazunari	0	0	0	0	0	0	0	0.00	2	0	0		2	0
22	F	KAWAMURA Kazuki	1	0	1	0	3	0	3	100.00	1	1	3		5	+1
2	D	HORIUCHI Itaru	0	1	1	2	0	0	0	0.00	0	3	2		5	+2
5	D	KATO Shinnosuke	0	0	0	0	0	0	0	0.00	0	0	1		1	+1
14	F	TANAKA Kentaro +A	1	0	1	12	11	8	3	57.89	1	1	1		3	0
21	F	SUZUKI Kento	0	1	1	2	0	0	0	0.00	1	0	0		1	0
23	F	IKEDA Ikki	0	1	1	0	0	1	-1	0.00	0	1	1		2	0
6	D	OHBA Dai	0	1	1	0	0	0	0	0.00	1	0	0		1	+2
13	F	HITOSATO Shigeki	0	1	1	2	0	0	0	0.00	1	1	0		2	+1
18	F	FURUHASHI Makuru	0	0	0	2	11	6	5	64.71	1	0	2		3	+1
1	GK	HITOMI Shun	0	0	0	0					0	0	0		0	
25	GK	ONODA Takuto	0	0	0	0					0	0	0		0	
Total			4	7	11	20	48	26	22	64.86	11	11	25		47	

Team : KOR (white)


Head Coach : KIM Heewoo

No	Pos	Name	G	A	P	PIM	FO+	FO-	FO+/-	FO%	Shots on Goal					+/-
											1	2	3	OT	TS	
6	D	LEE Seungwon	0	0	0	0	0	0	0	0.00	0	0	0		0	+1
11	F	YU Shinchul	0	0	0	4	3	7	-4	30.00	2	0	0		2	-2
13	F	OH Seahn +C	0	0	0	10	9	12	-3	42.86	1	0	1		2	-1
18	F	KANG Yoonseok	0	0	0	6	0	0	0	0.00	2	1	0		3	-2
23	D	HAN Geonhee	0	0	0	2	0	0	0	0.00	0	0	0		0	+1
4	F	LEE Sungjin +A	0	0	0	0	8	13	-5	38.10	1	1	0		2	0
8	F	CHO Hyeonkuk	0	0	0	0	2	0	2	100.00	2	1	0		3	0
10	F	YOON Sangwon	0	0	0	0	0	4	-4	0.00	0	1	0		1	0
16	D	KIM Taegyum	0	0	0	0	0	0	0	0.00	0	0	0		0	-1
17	D	CHO Seokjun	0	0	0	12	0	0	0	0.00	1	0	1		2	0
2	F	BAN Hansoo	0	1	1	0	0	0	0	0.00	2	0	1		3	-1
12	F	HA Jaejun	1	0	1	0	3	11	-8	21.43	2	2	0		4	0
15	D	LEE Jaegy	0	0	0	4	0	0	0	0.00	0	0	0		0	-1
19	F	JANG Hojun	0	0	0	0	1	1	0	50.00	0	1	1		2	0
22	D	HWANG Wootae +A	0	0	0	0	0	0	0	0.00	0	0	0		0	-1
7	D	YANG Sunghun	0	0	0	2	0	0	0	0.00	0	0	0		0	-2
21	F	LIM Jinsoo	0	0	0	0	0	0	0	0.00	0	0	0		0	-1
1	GK	BAE Jangwoo	0	0	0	0					0	0	0		0	
20	GK	LEE Changmin	0	0	0	0					0	0	0		0	
Total			1	1	2	40	26	48	-22	35.14	13	7	4		24	



LEGEND

(G) Goals in tournament	* does not count for Plus/minus	+/- Plus/minus net	+A Assistant captain
+C Captain	A Assists	D Defence	EQ Equal strength
ET/Res Penalty end time/Result of game	F Forward	FO- Face-offs lost	FO% Face-offs won as percentage
FO+ Face-offs won	FO+/- Face-offs net	G Goals	GK Goalkeeper
MIP Minutes in play (GK)	No Jersey number	OT Overtime	P Points
PIM Penalties in minutes	Pos Position	PP1 Power play - 1 player	PPG Power play goals
SHG Shorthanded goals	SOG Shots on goal	SVS Saves	TPP Time on power play
TS Total shots			

Timing and Results provided by  **TISSOT**

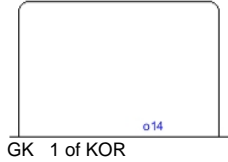


Shot Chart

JPN - KOR

Shots by JPN

Goals (o): 1 SSG (+): 10
SSP (-): 1 SPG (-): 1



GK 1 of KOR

Shots by KOR


Goals (o): 0 SSG (+): 7
SSP (-): 3 SPG (-): 2



GK 25 of JPN

Shots by JPN

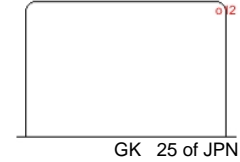
Goals (o): 3 SSG (+): 22
SSP (-): 7 SPG (-): 7



GK 1 of KOR

Shots by KOR

Goals (o): 1 SSG (+): 12
SSP (-): 1 SPG (-): 5



GK 25 of JPN

Shots by JPN

Goals (o): 0 SSG (+): 11
SSP (-): 6 SPG (-): 7



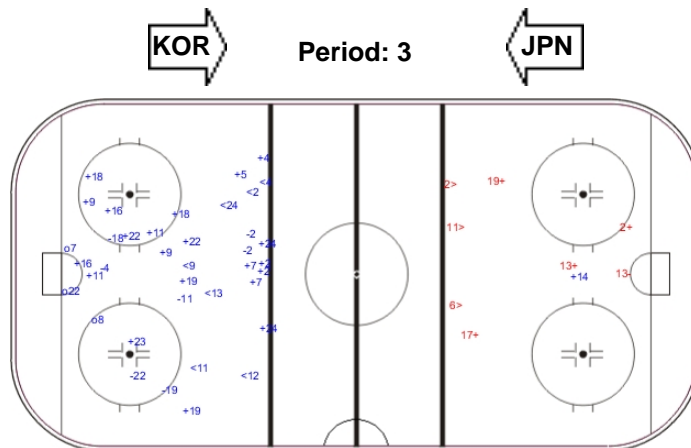
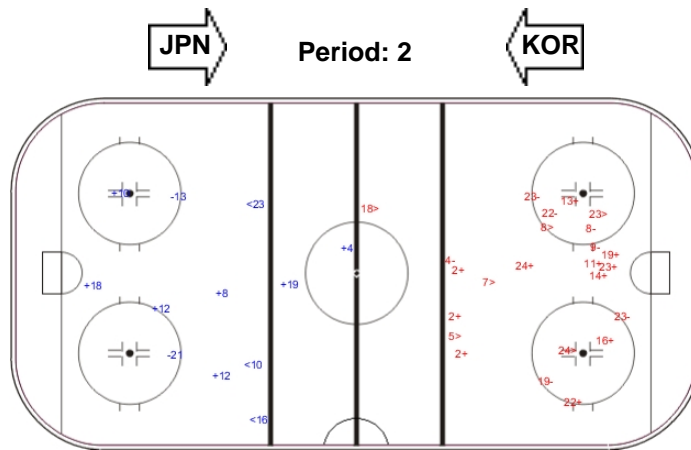
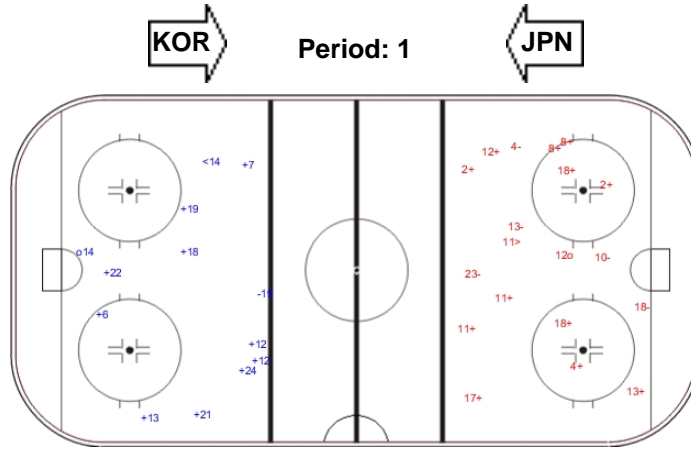
GK 1 of KOR

Shots by KOR

Goals (o): 0 SSG (+): 4
SSP (-): 3 SPG (-): 1



GK 25 of JPN



LEGEND

GK Goalkeeper **SPG** Shots past goal **SSG** Shots saved by goalkeeper **SSP** Shots saved by player

Timing and Results provided by **TISSOT**



Face-off Chart

JPN - KOR

PERIOD 1

JPN	KOR	JPN	KOR	JPN	KOR	Total wins all zones			
Def. zone	Att. zone	Neutral zone		Att. zone	Def. zone	JPN	KOR		
+ 18	- 4	+ 9	- 13	- 8	+ 12	12 / 52%	11 / 48%		
+ 9	- 4	- 14	+ 11	+ 14	- 12				
- 18	+ 13	- 9	+ 13	+ 14	- 12				
+ 14	- 12	+ 8	- 4	+ 18	- 10				
+ 18	- 13	- 23	+ 4	- 16	+ 13				
- 18	+ 4	- 14	+ 4	- 14	+ 12				
+ 18	- 13	+ 8	- 12	+ 9	- 12				
				- 14	+ 4				
				- 14	+ 4				
Total wins / period		5 / 71%	2 / 29%	3 / 43%	4 / 57%	4 / 44%	5 / 56%		

PERIOD 2

JPN	KOR	JPN	KOR	JPN	KOR	Total wins all zones			
Def. zone	Att. zone	Neutral zone		Att. zone	Def. zone	JPN	KOR		
- 18	+ 19	- 8	+ 13	- 8	+ 13	14 / 64%	8 / 36%		
+ 14	- 11	+ 14	- 13	+ 18	- 11				
- 8	+ 13	+ 8	- 11	+ 18	- 10				
- 9	+ 13	- 14	+ 4	- 8	+ 11				
+ 18	- 12	+ 9	- 12	+ 22	- 4				
				+ 16	- 13				
				+ 18	- 13				
				+ 14	- 4				
				+ 8	- 12				
				+ 18	- 11				
				+ 22	- 4				
				- 18	+ 12				
Total wins / period		2 / 40%	3 / 60%	3 / 60%	2 / 40%	9 / 75%	3 / 25%		

PERIOD 3

JPN	KOR	JPN	KOR	JPN	KOR	Total wins all zones	
Def. zone	Att. zone	Neutral zone		Att. zone	Def. zone	JPN	KOR
- 18	+ 13	+ 9	- 13	+ 14	- 13	22 / 76%	7 / 24%
+ 14	- 4	+ 14	- 13	+ 18	- 10		
- 14	+ 13	+ 22	- 4	+ 14	- 4		
		+ 9	- 13	- 9	+ 11		
		+ 8	- 13	- 18	+ 4		
		- 14	+ 4	+ 19	- 11		
		+ 9	- 12	+ 8	- 4		
		+ 9	- 13	+ 8	- 10		
		+ 14	- 11	+ 9	- 4		
				+ 19	- 4		
				+ 18	- 12		
				+ 16	- 12		
				+ 8	- 4		
				- 9	+ 8		
Total wins / period							



				+ 8	- 19
				- 16	+ 8
				+ 19	- 11
1 / 33%	2 / 67%	8 / 89%	1 / 11%	13 / 76%	4 / 24%

TOTAL

Total wins / game	JPN	KOR	JPN	KOR	JPN	KOR	Total wins all zones	
	Def. zone	Att. zone	Neutral zone		Att. zone	Def. zone	JPN	KOR
	8 / 53%	7 / 47%	14 / 67%	7 / 33%	26 / 68%	12 / 32%	48 / 65%	26 / 35%




HEAD TO HEAD

		KOR											
No.	4	8	10	11	12	13	19	Tot	wins JPN	Dz	Nz	Az	
JPN	8	3 - 0		1 - 0	1 - 1	2 - 1	1 - 3	1 - 0	14	9 64%	0 0%	4 80%	5 63%
	9	2 - 0	0 - 1		0 - 1	3 - 0	4 - 2		13	9 69%	1 50%	6 86%	2 50%
	14	3 - 5			2 - 1	3 - 1	3 - 1		19	11 58%	3 75%	3 43%	5 63%
	16		0 - 1			1 - 0	1 - 1		4	2 50%			2 50%
	18	1 - 2		3 - 0	2 - 0	2 - 1	3 - 2	0 - 1	17	11 65%	4 50%		7 78%
	19	1 - 0			2 - 0				3	3 100%			3 100%
	22	3 - 0							3	3 100%		1 100%	2 100%
	23	0 - 1							1	0 0%		0 0%	
Tot	21	2	4	10	14	21	2	74	48 65%	8 53%	14 67%	26 68%	
wins KOR	8 38%	2 100%	0 0%	3 30%	3 21%	9 43%	1 50%	26 35%					
Dz	3 27%	2 100%	0 0%	2 33%	3 33%	2 40%	0 0%	12 32%					
Nz	4 67%			1 33%	0 0%	2 22%		7 33%					
Az	1 25%			0 0%	0 0%	5 71%	1 100%	7 47%					

LEGEND

Az Attacking zone **Dz** Defending zone **Nz** Neutral zone **Tot** Total face-offs played

Timing and Results provided by  TISSOT



Game Roster

CAN - RUS

Referee(s)

BJALKANDER Patric (SWE) , HEIKKINEN Lassi (FIN)

Linesmen

HEINONEN Timo (FIN) , NYQVIST Anders (SWE)

Goalkeepers

Team: CAN

No	Name	GP	MIP	GA	SVS	SOG	SVS%	GAA
1	LAZARUK Kristopher Robert	3	89:14	3	38	41	92.68	2.02
30	FLETTE Dalyn Ross	1	00:00	0	0	0	0.00	0.00
31	HOLFELD Ryan Michael	4	150:46	1	35	36	97.22	0.40

Team Roster

Team: CAN (red)

No	Pos	Name	GP	G	A	PTS	PIM	+/-
1	GK	LAZARUK Kristopher Robert	3	0	0	0	0	
3	D	DELAHEY Matthew Kenneth +A	4	0	0	0	6	+5
4	D	CURRAN Kodie James	4	0	3	3	6	+5
5	D	PAULSEN Luke Eric	4	0	3	3	0	+4
6	D	McFAULL Kendall	4	0	2	2	2	+5
7	F	MAXWELL Stanley Mitchell	4	1	3	4	2	+6
8	D	MANNING Neil Alton	4	1	0	1	0	+6
9	F	PEARCE Elgin James Milton	4	2	0	2	2	+5
10	F	COLLINS Christopher James	4	2	2	4	2	+3
11	F	REDDICK Kruise Allan +C	4	5	3	8	2	+6
12	F	HICKMOTT Jordan Lindsay	4	3	2	5	0	+5
15	F	FOWLIE Cody Joseph Allan	4	0	1	1	6	+1
16	F	FOSTER Taylor Joseph	4	2	4	6	0	+5
17	F	DEPAPE Jordan Matthew Orr	4	0	3	3	4	+4
19	F	KOPER Levko Steven John	4	2	5	7	0	+7
21	D	ROWLEY Jordan Thomas	4	0	4	4	4	+8
22	D	CRAIGE Jesse Wade	4	2	2	4	12	+7
23	F	McCALLUM Craig	4	0	0	0	0	+2
24	F	FIDDLER Tyler Wayne	4	2	1	3	4	+4
25	F	KING Kevin Jarrett +A	4	3	2	5	6	+5
26	F	CARTIER Cody Jessie	4	2	1	3	4	+4
30	GK	FLETTE Dalyn Ross	1	0	0	0	0	
31	GK	HOLFELD Ryan Michael	4	0	0	0	0	

Head Coach: ADOLPH David George

Team: RUS

No	Name	GP	MIP	GA	SVS	SOG	SVS%	GAA
1	EVDOKIMOV Gleb	4	120:00	6	28	34	82.35	3.00
20	BELOV Sergey	4	120:00	0	37	37	100.00	0.00

Team: RUS (white)

No	Pos	Name	GP	G	A	PTS	PIM	+/-
1	GK	EVDOKIMOV Gleb	4	0	0	0	0	
2	D	VASILYEV Valerii	4	0	0	0	0	+6
8	F	GIMATOV Eduard	4	5	2	7	4	+6
9	F	GORDEEV Artem	4	0	1	1	0	+4
11	D	AKISHIN Dmitrii	4	0	0	0	0	+4
12	D	CHEREPANOV Nikita	4	0	1	1	4	+1
13	F	TORCHENYUK Alexander +C	4	0	2	2	2	+3
14	F	KLIMCHUK Mikhail +A	4	2	2	4	2	+3
15	F	ALESHIN Egor	4	0	2	2	2	+2
16	F	LEBEDEV Alexander	4	1	8	9	4	+8
17	F	FEDOROV Artem	4	3	6	9	4	+3
19	D	RAFIKOV Rushan +A	4	1	2	3	6	+9
20	GK	BELOV Sergey	4	0	0	0	0	
21	F	SOLOVYEV Evgeny	4	1	2	3	2	+2
22	F	BARBASHEV Sergey	4	3	1	4	2	+4
23	D	MASLOV Kirill	4	0	1	1	2	+1
24	F	KRIVCHENKO Egor	4	4	3	7	0	+3
25	D	BOLSHAKOV Alexander	4	0	1	1	0	+7
26	F	PETRAKOV Ivan	4	3	4	7	0	+8
27	F	SHINGAREEV Timur	4	1	1	2	0	+6
28	D	VIKSNA Evgeny	4	3	1	4	0	+7
29	F	LEE Oleg	4	1	2	3	0	+5

Head Coach: UVAEV Viacheslav

LEGEND

A Assists	D Defence	F Forward	G Goals
GA Goals against	GAA Goals against as average per 60 minutes	GK Goalkeeper	GP Games played
MIP Minutes and seconds played	No Jersey number	PIM Penalties in minutes	Pos Position
PTS Points	SOG Shots on goal	SVS Saves	SVS% Saves in percentage
+/- Plus/minus net	+A Assistant captain	+C Captain	

Timing and Results provided by **TISSOT**



Line-ups

CAN - RUS

Referee(s)

BJALKANDER Patric (SWE) , HEIKKINEN Lassi (FIN)

Linesmen

HEINONEN Timo (FIN) , NYQVIST Anders (SWE)

Goalkeepers

Team: CAN

No	Name
----	------

1	LAZARUK Kristopher Robert
30	FLETTE Dalyn Ross

Team: RUS

No	Name
----	------

20	BELOV Sergey
1	EVDOKIMOV Gleb

Team Line-ups

Team: CAN (red)

No	Pos	Name
----	-----	------

21	D	ROWLEY Jordan Thomas
22	D	CRAIGE Jesse Wade
12	F	HICKMOTT Jordan Lindsay
16	F	FOSTER Taylor Joseph
25	F	KING Kevin Jarrett +A
3	D	DELAHEY Matthew Kenneth +A
6	D	McFAULL Kendall
9	F	PEARCE Elgin James Milton
11	F	REDDICK Kruise Allan +C
19	F	KOPER Levko Steven John
4	D	CURRAN Kodie James
5	D	PAULSEN Luke Eric
23	F	McCALLUM Craig
24	F	FIDDLER Tyler Wayne
26	F	CARTIER Cody Jessie
8	D	MANNING Neil Alton
7	F	MAXWELL Stanley Mitchell
10	F	COLLINS Christopher James
15	F	FOWLIE Cody Joseph Allan
17	F	DEPAPE Jordan Matthew Orr

Head Coach: ADOLPH David George

NOT DRESSED:

31 GK HOLFELD Ryan Michael

No	Pos	Name
----	-----	------

11	D	AKISHIN Dmitrii
28	D	VIKSNA Evgeny
13	F	TORCHENYUK Alexander +C
22	F	BARBASHEV Sergey
29	F	LEE Oleg
2	D	VASILYEV Valerii
19	D	RAFIKOV Rushan +A
8	F	GIMATOV Eduard
16	F	LEBEDEV Alexander
26	F	PETRAKOV Ivan
25	D	BOLSHAKOV Alexander
9	F	GORDEEV Artem
14	F	KLIMCHUK Mikhail +A
15	F	ALESHIN Egor
27	F	SHINGAREEV Timur
12	D	CHEREPANOV Nikita
23	D	MASLOV Kirill
17	F	FEDOROV Artem
21	F	SOLOVYEV Evgeny
24	F	KRIVCHENKO Egor

Head Coach: UVAEV Viacheslav

LEGEND

D	Defence	F	Forward	No	Jersey number	Pos	Position
+A	Assistant captain	+C	Captain				



Graphical Line-ups

CAN - RUS

Referee(s)

BJALKANDER Patric (SWE) , HEIKKINEN Lassi (FIN)

Linesmen

HEINONEN Timo (FIN) , NYQVIST Anders (SWE)

Team: CAN - Canada (red)

Head Coach: ADOLPH David George

S1 1 LAZARUK Kristopher Robert		
30 FLETTE Dalyn Ross		
S2 21 ROWLEY Jordan Thomas	S3 22 CRAIGE Jesse Wade	
S6 25 KING Kevin Jarrett +A	S5 16 FOSTER Taylor Joseph	S4 12 HICKMOTT Jordan Lindsay
3 DELAHEY Matthew Kenneth +A		6 McFAULL Kendall
19 KOPER Levko Steven John	11 REDDICK Kruse Allan +C	9 PEARCE Elgin James Milton
4 CURRAN Kodie James		5 PAULSEN Luke Eric
23 McCALLUM Craig	24 FIDDLER Tyler Wayne	26 CARTIER Cody Jessie
8 MANNING Neil Alton		15 FOWLIE Cody Joseph Allan
7 MAXWELL Stanley Mitchell	10 COLLINS Christopher James	17 DEPAPE Jordan Matthew Orr

Team: RUS - Russian Federation (white)

Head Coach: UVAEV Viacheslav

S1 20 BELOV Sergey		
1 EVDOKIMOV Gleb		
S2 11 AKISHIN Dmitrii	S3 28 VIKSNA Evgeny	
S5 22 BARBASHEV Sergey	S4 13 TORCHENYUK Alexander +C	S6 29 LEE Oleg
19 RAFIKOV Rushan +A		2 VASILYEV Valerii
8 GIMATOV Eduard	26 PETRAKOV Ivan	16 LEBEDEV Alexander
25 BOLSHAKOV Alexander		15 ALESHIN Egor
27 SHINGAREEV Timur	9 GORDEEV Artem	14 KLIMCHUK Mikhail +A
12 CHEREPANOV Nikita		23 MASLOV Kirill
17 FEDOROV Artem	24 KRIVCHENKO Egor	21 SOLOVYEV Evgeny

LEGEND

Sn Starting position

+A Assistant captain

+C Captain

Timing and Results provided by **TISSOT**



Game Summary

REVISED
13 FEB 19:54

CAN - RUS 2 - 3 (0 - 1, 1 - 0, 1 - 1, 0 - 0, 0 - 1)

Spectators	Referee(s)	Linesmen
4000	BJALKANDER Patric (SWE) , HEIKKINEN Lassi (FIN)	HEINONEN Timo (FIN) , NYQVIST Anders (SWE)

Team Statistics

Period	Score	SVS	SOG	PIM	TPP	PPG	SHG
1	0 : 1	11 : 7	7 : 12	4 : 2	01:36 : 04:00	0 : 0	0 : 0
2	1 : 0	15 : 15	16 : 15	8 : 6	02:29 : 06:36	1 : 0	0 : 0
3	1 : 1	5 : 13	14 : 6	2 : 6	06:30 : 02:00	1 : 0	0 : 0
OT	0 : 0	0 : 2	2 : 0	0 : 0	00:00 : 00:00	0 : 0	0 : 0
GWS	0 : 1	0 : 0	0 : 1	0 : 0	00:00 : 00:00	0 : 0	0 : 0
Total	2 : 3	31 : 37	39 : 34	14 : 14	10:35 : 12:36	2 : 0	0 : 0

1st Period

Action	Time	ET/Res	Team	Type	No	Name	(G)	Name of Assistant(s) / Action Description
GK	00:00		CAN		1	LAZARUK KR		- Goalkeeper in
GK	00:00		RUS		20	BELOV S		- Goalkeeper in
Goal	03:40	0 : 1	RUS	EQ	26	PETRAKOV I	(4)	On Ice CAN 1 4 7 10 17 22 RUS 20 2 8 16 19 26
Penalty	05:53	07:53	CAN	2 min.	21	ROWLEY JT		- Tripping
Penalty	13:28	15:28	CAN	2 min.	26	CARTIER CJ		- Holding an opponent
Penalty	18:24	20:24	RUS	2 min.	26	PETRAKOV I		- Cross-Checking

2nd Period

Action	Time	ET/Res	Team	Type	No	Name	(G)	Name of Assistant(s) / Action Description
Penalty	20:56	22:56	RUS	2 min.	26	PETRAKOV I		- Hooking
Penalty	21:17	23:01	RUS	2 min.	28	VIKSNA E		- High Sticking
Time-out	21:17		RUS					
Goal	23:01	1 : 1	CAN	PP1	19	KOPER LSJ	(3)	26 CARTIER CJ 8 MANNING NA On Ice CAN 1 4 8 19 24 26 RUS 20 12 23 24 26 *
Penalty	24:30	26:30	CAN	2 min.	7	MAXWELL SM		- Slashing
Penalty	34:59	36:59	CAN	2 min.	6	McFAULL K		- High Sticking
Penalty	34:59	38:59	CAN	2 min.	6	McFAULL K		- High Sticking
Penalty	38:14	40:14	CAN	2 min.	21	ROWLEY JT		- High Sticking
Penalty	39:35	41:25	RUS	2 min.	9	GORDEEV A		- Hooking

3rd Period

Action	Time	ET/Res	Team	Type	No	Name	(G)	Name of Assistant(s) / Action Description
Penalty	40:44	42:44	RUS	2 min.	11	AKISHIN D		- Delaying the Game
Goal	41:25	2 : 1	CAN	PP2	10	COLLINS CJ	(3)	8 MANNING NA 4 CURRAN KJ On Ice CAN 1 4 8 9 10 19 RUS 20 2 12 13 *
Penalty	43:26	45:26	CAN	2 min.	24	FIDDLER TW		- Slashing
Goal	48:11	2 : 2	RUS	EQ	27	SHINGAREEV T	(2)	14 KLIMCHUK M On Ice CAN 1 4 8 12 16 25 RUS 20 9 14 25 27 28
Penalty	50:31	52:31	RUS	2 min.	12	CHEREPANOV N		- Delaying the Game
Penalty	52:57	54:57	RUS	2 min.	14	KLIMCHUK M		- Hooking

Overtime

No game actions in this period

Action	Time	ET/Res	Team	Type	No	Name	(G)	Name of Assistant(s) / Action Description
GK	65:00		CAN					1 LAZARUK KR - Goalkeeper out
GK	65:00		RUS					20 BELOV S - Goalkeeper out

Game Winning Shots

Action	Time	Result	Team	No	Name	(G)	Action Description
		0 : 0	CAN	10	COLLINS CJ		- Saved by goalie 20 BELOV S (RUS) - on goal

Timing and Results provided by **TISSOT**



Action	Time	Result	Team	No	Name	(G)	Action Description
		0 : 1	RUS	22	BARBASHEV S		- Scored 1 LAZARUK KR (CAN) - on goal
		0 : 0	CAN	16	FOSTER TJ		- Saved by goalie 20 BELOV S (RUS) - on goal
		0 : 1	RUS	27	SHINGAREEV T		- Scored 1 LAZARUK KR (CAN) - on goal
GWG	65:00	0 : 2	RUS	22	BARBASHEV S	(4)	

Goalkeeper Records

Team : CAN - Canada

Team : RUS - Russian Federation

No	Name	SOG	SVS	MIP
1	LAZARUK Kristopher Robert	34	31	65:00
30	FLETTE Dalyn Ross			

No	Name	SOG	SVS	MIP
20	BELOV Sergey	39	37	65:00
1	EVDOKIMOV Gleb			

Game Statistics

Team : CAN (red)

Head Coach : ADOLPH David George

No	Pos	Name	G	A	P	PIM	FO+	FO-	FO+/-	FO%	Shots on Goal					+/-
											1	2	3	OT	TS	
12	F	HICKMOTT Jordan Lindsay	0	0	0	0	0	0	0	0.00	1	2	0	0	3	-1
16	F	FOSTER Taylor Joseph	0	0	0	0	6	8	-2	42.86	2	1	3	0	6	-1
21	D	ROWLEY Jordan Thomas	0	0	0	4	0	0	0	0.00	0	1	0	1	2	0
22	D	CRAIGE Jesse Wade	0	0	0	0	0	0	0	0.00	0	2	0	1	3	-1
25	F	KING Kevin Jarrett +A	0	0	0	0	5	5	0	50.00	1	2	2	0	5	-1
3	D	DELAHEY Matthew Kenneth +A	0	0	0	0	0	0	0	0.00	0	0	0	0	0	0
6	D	McFAULL Kendall	0	0	0	4	0	0	0	0.00	0	0	0	0	0	0
9	F	PEARCE Elgin James Milton	0	0	0	0	0	0	0	0.00	0	0	0	0	0	0
11	F	REDDICK Kruike Allan +C	0	0	0	0	14	11	3	56.00	0	2	2	0	4	0
19	F	KOPER Levko Steven John	1	0	1	0	0	0	0	0.00	0	1	0	0	1	0
4	D	CURRAN Kodie James	0	1	1	0	0	0	0	0.00	1	1	2	0	4	-2
5	D	PAULSEN Luke Eric	0	0	0	0	0	0	0	0.00	0	0	0	0	0	0
23	F	McCALLUM Craig	0	0	0	0	0	0	0	0.00	0	0	0	0	0	0
24	F	FIDDLER Tyler Wayne	0	0	0	2	11	8	3	57.89	0	1	1	0	2	0
26	F	CARTIER Cody Jessie	0	1	1	2	0	0	0	0.00	1	1	0	0	2	0
7	F	MAXWELL Stanley Mitchell	0	0	0	2	2	0	2	100.00	0	0	0	0	0	-1
8	D	MANNING Neil Alton	0	2	2	0	0	0	0	0.00	0	1	2	0	3	-1
10	F	COLLINS Christopher James	1	0	1	0	3	6	-3	33.33	0	1	2	0	3	-1
15	F	FOWLIE Cody Joseph Allan	0	0	0	0	0	0	0	0.00	0	0	0	0	0	0
17	F	DEPAPE Jordan Matthew Orr	0	0	0	0	0	0	0	0.00	1	0	0	0	1	-1
1	GK	LAZARUK Kristopher Robert	0	0	0	0					0	0	0	0	0	
30	GK	FLETTE Dalyn Ross	0	0	0	0					0	0	0	0	0	
Total			2	4	6	14	41	38	3	51.90	7	16	14	2	39	

Team : RUS (white)

Head Coach : UVAEV Viacheslav

No	Pos	Name	G	A	P	PIM	FO+	FO-	FO+/-	FO%	Shots on Goal					+/-
											1	2	3	OT	TS	
11	D	AKISHIN Dmitrii	0	0	0	2	0	0	0	0.00	1	6	0	0	7	0
13	F	TORCHENYUK Alexander +C	0	0	0	0	15	13	2	53.57	1	0	1	0	2	0
22	F	BARBASHEV Sergey	1	0	1	0	1	0	1	100.00	1	1	0	1	3	0
28	D	VIKSNA Evgeny	0	0	0	2	0	0	0	0.00	0	1	0	0	1	+1
29	F	LEE Oleg	0	0	0	0	0	0	0	0.00	2	2	1	0	5	0
2	D	VASILYEV Valerii	0	0	0	0	0	0	0	0.00	1	1	0	0	2	+1
8	F	GIMATOV Eduard	0	0	0	0	0	2	-2	0.00	0	1	0	0	1	+1
16	F	LEBEDEV Alexander	0	0	0	0	0	0	0	0.00	0	1	2	0	3	+1
19	D	RAFIKOV Rushan +A	0	0	0	0	0	1	-1	0.00	0	1	0	0	1	+1
26	F	PETRAKOV Ivan	1	0	1	4	4	8	-4	33.33	1	0	0	0	1	+1
9	F	GORDEEV Artem	0	0	0	2	5	6	-1	45.45	0	0	0	0	0	+1
14	F	KLIMCHUK Mikhail +A	0	1	1	2	0	2	-2	0.00	1	0	1	0	2	+1
15	F	ALESHIN Egor	0	0	0	0	0	0	0	0.00	0	0	0	0	0	0
25	D	BOLSHAKOV Alexander	0	0	0	0	0	0	0	0.00	0	0	0	0	0	+1
27	F	SHINGAREEV Timur	1	0	1	0	1	0	1	100.00	0	1	1	0	2	+1



Head Coach : UVAEV Viacheslav												Shots on Goal				
No	Pos	Name	G	A	P	PIM	FO+	FO-	FO+/-	FO%	1	2	3	OT	TS	+/-
12	D	CHEREPANOV Nikita	0	0	0	2	0	0	0	0.00	0	0	0	0	0	0
17	F	FEDOROV Artem	0	0	0	0	1	0	1	100.00	1	0	0	0	1	0
21	F	SOLOVYEV Evgeny	0	0	0	0	1	0	1	100.00	1	0	0	0	1	0
23	D	MASLOV Kirill	0	0	0	0	1	1	0	50.00	1	0	0	0	1	0
24	F	KRIVCHENKO Egor	0	0	0	0	9	8	1	52.94	1	0	0	0	1	0
1	GK	EVDOKIMOV Gleb	0	0	0	0					0	0	0	0	0	
20	GK	BELOV Sergey	0	0	0	0					0	0	0	0	0	
Total			3	1	4	14	38	41	-3	48.10	12	15	6	1	34	

LEGEND

(G) Goals in tournament	* does not count for Plus/minus	+/- Plus/minus net	+A Assistant captain
+C Captain	A Assists	D Defence	EQ Equal strength
ET/Res Penalty end time/Result of game	F Forward	FO- Face-offs lost	FO% Face-offs won as percentage
FO+ Face-offs won	FO+/- Face-offs net	G Goals	GK Goalkeeper
GWG Game winning goal	GWS Game winning shots	MIP Minutes in play (GK)	No Jersey number
OT Overtime	P Points	PIM Penalties in minutes	Pos Position
PP1 Power play - 1 player	PP2 Power play - 2 players	PPG Power play goals	SHG Shorthanded goals
SOG Shots on goal	SVS Saves	TPP Time on power play	TS Total shots

Number of Spectators corrected according to OC

Timing and Results provided by **TISSOT**

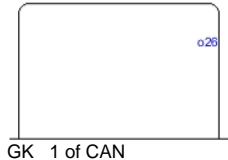


Shot Chart

CAN - RUS

Shots by RUS

Goals (o): 1 SSG (+): 11
SSP (-): 4 SPG (-): 5



GK 1 of CAN

Shots by CAN

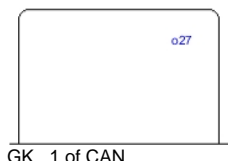
Goals (o): 1 SSG (+): 15
SSP (-): 3 SPG (-): 5



GK 20 of RUS

Shots by RUS


Goals (o): 1 SSG (+): 5
SSP (-): 1 SPG (-): 2



GK 1 of CAN

Shots by CAN

Goals (o): 0 SSG (+): 7
SSP (>): 4 SPG (-): 4



GK 20 of RUS

Shots by RUS


Goals (o): 0 SSG (+): 15
SSP (>): 5 SPG (-): 3



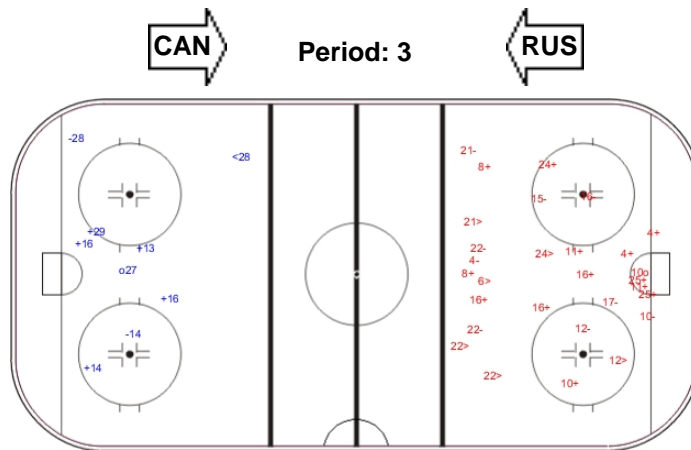
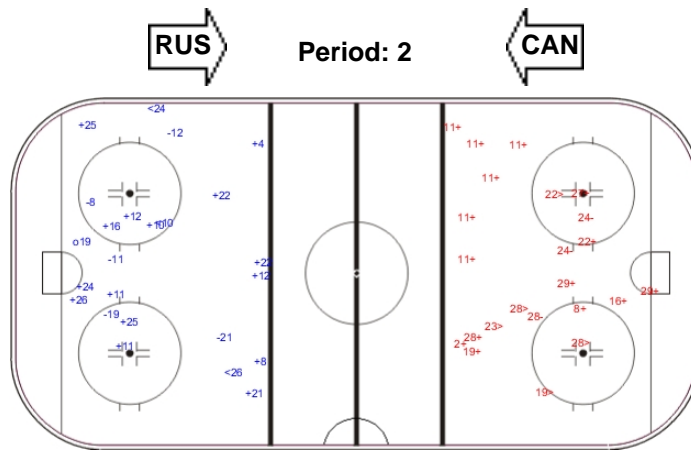
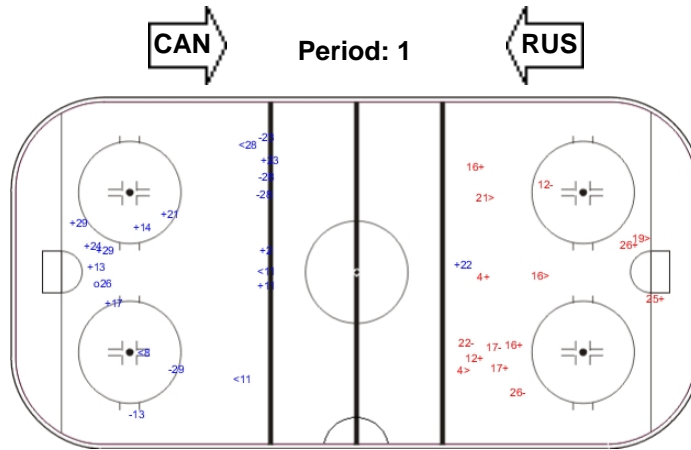
GK 1 of CAN

Shots by CAN

Goals (o): 1 SSG (+): 13
SSP (>): 6 SPG (-): 9



GK 20 of RUS





Shots by RUS

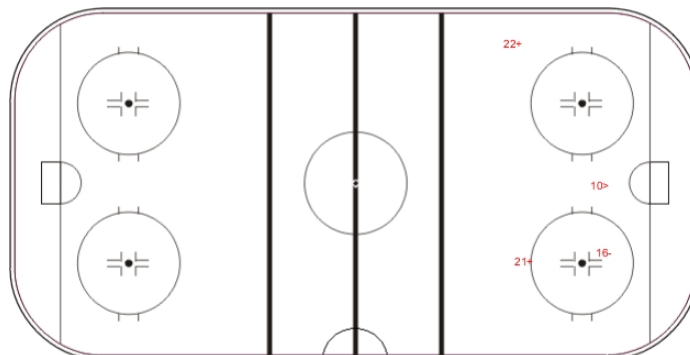
Goals (o): 0 SSG (+): 0
SSP (<): 0 SPG (-): 0



GK 1 of CAN



Overtime



Shots by CAN


Goals (o): 0 SSG (+): 2
SSP (>): 1 SPG (-): 1



GK 20 of RUS

LEGEND

GK Goalkeeper **SPG** Shots past goal **SSG** Shots saved by goalkeeper **SSP** Shots saved by player

Timing and Results provided by 



Face-off Chart

CAN - RUS

PERIOD 1

	CAN		RUS		CAN		RUS		CAN		RUS		Total wins all zones	
	Def. zone	Att. zone	Neutral zone	Neutral zone	Att. zone	Def. zone	Att. zone	Def. zone	Att. zone	Def. zone	CAN	RUS	CAN	RUS
	+ 24	- 26	- 16	+ 13	- 11	+ 24								
	- 11	+ 24	- 16	+ 9	+ 11	- 24								
	- 25	+ 13	+ 11	- 24	- 24	+ 26								
	- 24	+ 13	- 10	+ 13	+ 24	- 14								
	+ 7	- 26	- 10	+ 13	- 16	+ 13								
			+ 25	- 9	+ 24	- 26								
			- 11	+ 24	+ 16	- 26								
					+ 25	- 24								
Total wins / period	2 / 40%	3 / 60%	2 / 29%	5 / 71%	5 / 63%	3 / 37%					9 / 45%	11 / 55%		

PERIOD 2

	CAN		RUS		CAN		RUS		CAN		RUS		Total wins all zones	
	Def. zone	Att. zone	Neutral zone	Neutral zone	Att. zone	Def. zone	Att. zone	Def. zone	Att. zone	Def. zone	CAN	RUS	CAN	RUS
	+ 11	- 13	+ 25	- 13	+ 11	- 26								
	+ 24	- 13	+ 24	- 24	- 11	+ 9								
	+ 10	- 24	+ 25	- 9	+ 11	- 9								
	- 25	+ 22	- 24	+ 24	+ 11	- 23								
	- 11	+ 13	+ 16	- 24	+ 11	- 13								
	+ 11	- 8	- 11	+ 13	+ 7	- 9								
	- 24	+ 13	+ 11	- 9	- 11	+ 9								
	- 25	+ 27			+ 16	- 14								
					- 16	+ 9								
					- 24	+ 26								
					- 10	+ 24								
					+ 24	- 13								
					- 24	+ 13								
					+ 24	- 13								
Total wins / period	4 / 50%	4 / 50%	5 / 71%	2 / 29%	8 / 57%	6 / 43%					17 / 59%	12 / 41%		

PERIOD 3

	CAN		RUS		CAN		RUS		CAN		RUS		Total wins all zones	
	Def. zone	Att. zone	Neutral zone	Neutral zone	Att. zone	Def. zone	Att. zone	Def. zone	Att. zone	Def. zone	CAN	RUS	CAN	RUS
	+ 11	- 9	- 16	+ 13	+ 11	- 19								
	+ 16	- 13	+ 10	- 13	- 10	+ 13								
	- 24	+ 26	+ 11	- 26	+ 10	- 24								
	- 25	+ 21	- 11	+ 26	- 16	+ 24								
	- 25	+ 9	- 10	+ 24	+ 25	- 26								
	- 24	+ 23	+ 16	- 26	+ 11	- 13								
			+ 24	- 13	- 10	+ 13								
			+ 24	- 13	- 11	+ 17								
					- 16	+ 24								
					+ 24	- 13								
Total wins / period	2 / 33%	4 / 67%	5 / 63%	3 / 37%	5 / 50%	5 / 50%					12 / 50%	12 / 50%		



OVERTIME

	CAN		RUS		CAN		RUS		Total wins all zones	
	Def. zone	Att. zone	Neutral zone	Neutral zone	Att. zone	Def. zone	Att. zone	Def. zone	CAN	RUS
Total wins / period			+ 11	- 13	+ 16	- 8				
			+ 24	- 24	- 11	+ 13				
					- 11	+ 13				
					- 16	+ 24				
			2 / 100%	0 / 0%	1 / 25%	3 / 75%			3 / 50%	3 / 50%

TOTAL

	CAN		RUS		CAN		RUS		Total wins all zones	
	Def. zone	Att. zone	Neutral zone	Neutral zone	Att. zone	Def. zone	Att. zone	Def. zone	CAN	RUS
Total wins / game	8 / 42%	11 / 58%	14 / 58%	10 / 42%	19 / 53%	17 / 47%			41 / 52%	38 / 48%




HEAD TO HEAD

	No.	RUS											Tot	wins CAN	Dz	Nz	Az	
		8	9	13	14	17	19	21	22	23	24	26						27
CAN	7		1 - 0									1 - 0		2	2 100%	1 100%		1 100%
	10			1 - 4							2 - 2			9	3 33%	1 100%	1 25%	1 25%
	11	1 - 0	3 - 2	4 - 4		0 - 1	1 - 0			1 - 0	2 - 3	2 - 1		25	14 56%	3 60%	4 57%	7 54%
	16	1 - 0	0 - 2	1 - 3	1 - 0						1 - 3	2 - 0		14	6 43%	1 100%	2 40%	3 38%
	24			6 - 3	1 - 0					0 - 1	2 - 1	2 - 3		19	11 58%	2 33%	4 80%	5 63%
	25		2 - 1	1 - 1				0 - 1	0 - 1		1 - 0	1 - 0	0 - 1	10	5 50%	0 0%	3 100%	2 100%
Tot		2	11	28	2	1	1	1	1	2	17	12	1	79	41 52%	8 42%	14 58%	19 53%
wins RUS		0 0%	5 45%	15 54%	0 0%	1 100%	0 0%	1 100%	1 100%	1 50%	9 53%	4 33%	1 100%	38 48%				
Dz		0 0%	3 60%	6 55%	0 0%	1 100%	0 0%			0 0%	5 63%	2 33%		17 47%				
Nz			1 25%	5 50%							3 43%	1 33%		10 42%				
Az		0 0%	1 50%	4 57%				1 100%	1 100%	1 100%	1 50%	1 33%	1 100%	11 58%				

LEGEND

Az Attacking zone **Dz** Defending zone **Nz** Neutral zone **Tot** Total face-offs played

Timing and Results provided by  TISSOT



Game Roster

CZE - KAZ

Referee(s)

CAMPBELL Michael (CAN) , OSKIRKO Iurii (RUS)

Linesmen

AMBROSETTI Flavio (SUI) , VANOOSTEN Nathan (CAN)

Goalkeepers

Team: CZE

No	Name	GP	MIP	GA	SVS	SOG	SVS%	GAA
1	SLAMA Jiri	4	00:00	0	0	0	0.00	0.00
2	POLIVKA Patrik	4	240:00	5	44	49	89.80	1.25

Team Roster

Team: CZE (white)

No	Pos	Name	GP	G	A	PTS	PIM	+/-
1	GK	SLAMA Jiri	4	0	0	0	0	
2	GK	POLIVKA Patrik	4	0	0	0	0	
3	F	STASTNY Tomas	4	1	2	3	2	+5
4	F	MATEJKA Filip	4	1	1	2	0	+4
5	F	NOVAK Dominik	4	2	1	3	2	+4
7	D	DALECKY Jan +A	4	6	4	10	4	+9
8	F	MULLER Jan	2	3	1	4	0	+5
9	F	HUCKO Petr	4	0	4	4	0	+5
10	F	ARNOST Daniel	4	2	4	6	4	+5
11	D	KOLDA Josef +A	4	1	2	3	0	+5
12	D	SVARICEK Filip	4	2	1	3	4	+6
13	F	VANEK Rostislav	4	4	0	4	0	+6
14	D	STEINER Dominik +C	4	0	3	3	2	+10
15	D	ZBORIL Mikulas	4	0	0	0	0	+2
16	D	VOJACEK Filip	2	1	0	1	0	0
17	D	BRZOBHATY Michal	4	0	4	4	0	+5
18	D	VRANA Lukas	4	1	3	4	0	+5
19	F	SKOLOUD Petr	4	2	1	3	0	+2
20	D	GUTWALD Michal	4	1	3	4	4	+8
21	F	VALASEK Milan	4	1	2	3	2	+2
23	D	PESLAR Jakub	3	0	2	2	25	+2
24	F	ZACHAR David	4	4	5	9	4	+9
25	D	SKVOR Jan	4	0	4	4	0	+6

Head Coach: LISKA Jaroslav

Team: KAZ

No	Name	GP	MIP	GA	SVS	SOG	SVS%	GAA
1	KUDRYAVTSEV Sergey	1	00:00	0	0	0	0.00	0.00
20	SMOLNIKOV Mikhail	3	185:00	6	73	79	92.41	1.95
25	GRYAZNOV Maxim	2	00:00	0	0	0	0.00	0.00

Team: KAZ (blue)

No	Pos	Name	GP	G	A	PTS	PIM	+/-
1	GK	KUDRYAVTSEV Sergey	1	0	0	0	0	
2	D	GOROZHANINOV Ilya	3	0	0	0	2	+1
3	D	IVASHIN Viktor	3	0	0	0	0	+2
4	D	GULYAKOV Ilya	3	0	1	1	2	+2
5	D	ISHMAMETYEV Alexey	3	0	0	0	27	-1
6	D	AKHMETOV Daniyar +C	3	0	1	1	6	0
7	F	POPOVICH Yulian	3	1	1	2	0	-1
8	F	ZYATKOV Pavel	3	1	1	2	2	+2
9	F	NESTEROV German	3	1	1	2	0	+1
10	D	GREBENCHSHIKOV Vladimir	3	1	0	1	0	+1
11	D	KENBAYEV Daulet	3	1	1	2	2	-1
12	F	ANTSIFEROV Alexey	3	0	1	1	0	-1
14	F	VOLOGODSKIY Alexandr	3	0	0	0	0	+1
16	F	SAFIN Renat	3	1	0	1	2	+1
17	F	YELAKOV Vladislav	3	1	0	1	4	+1
18	D	KURSHUK Alexandr +A	3	0	0	0	2	0
19	F	BELGIBAYEV Nursultan +A	3	0	1	1	0	+1
20	GK	SMOLNIKOV Mikhail	3	0	0	0	0	
21	F	MAZULA Eduard	0	0	0	0	0	0
22	F	KACHULIN Mikhail	3	1	1	2	0	+1
23	F	KOVZALOV Ilya	3	1	0	1	0	+2
24	F	FEDOSSENKO Vyacheslav	3	0	1	1	2	+2
25	GK	GRYAZNOV Maxim	2	0	0	0	0	

Head Coach: STARYGIN Sergey

LEGEND

A Assists	D Defence	F Forward	G Goals
GA Goals against	GAA Goals against as average per 60 minutes	GK Goalkeeper	GP Games played
MIP Minutes and seconds played	No Jersey number	PIM Penalties in minutes	Pos Position
PTS Points	SOG Shots on goal	SVS Saves	SVS% Saves in percentage
+/- Plus/minus net	+A Assistant captain	+C Captain	

Timing and Results provided by **TISSOT**



Line-ups

CZE - KAZ

Referee(s)

CAMPBELL Michael (CAN) , OSKIRKO Iurii (RUS)

Goalkeepers

Team: CZE

No Name

2 POLIVKA Patrik
1 SLAMA Jiri

Team Line-ups

Team: CZE (white)

No Pos Name

7 D	DALECKY Jan	+A
14 D	STEINER Dominik	+C
20 D	GUTWALD Michal	
8 F	MULLER Jan	
24 F	ZACHAR David	
11 D	KOLDA Josef	+A
12 D	SVARICEK Filip	
17 D	BRZOBOHATY Michal	
18 D	VRANA Lukas	
13 F	VANEK Rostislav	
23 D	PESLAR Jakub	
25 D	SKVOR Jan	
4 F	MATEJKA Filip	
19 F	SKOLOUD Petr	
21 F	VALASEK Milan	
15 D	ZBORIL Mikulas	
3 F	STASTNY Tomas	
5 F	NOVAK Dominik	
9 F	HUCKO Petr	
10 F	ARNOST Daniel	

Head Coach: LISKA Jaroslav

NOT DRESSED:

16 D VOJACEK Filip

Linesmen

AMBROSETTI Flavio (SUI) , VANOOSTEN Nathan (CAN)

Team: KAZ

No Name

20 SMOLNIKOV Mikhail
1 KUDRYAVTSEV Sergey

Team: KAZ (blue)

No Pos Name

4 D	GULYAKOV Ilya	
18 D	KURSHUK Alexandr	+A
8 F	ZYATKOV Pavel	
22 F	KACHULIN Mikhail	
23 F	KOVZALOV Ilya	
5 D	ISHMAMETYEV Alexey	
6 D	AKHMETOV Daniyar	+C
9 F	NESTEROV German	
16 F	SAFIN Renat	
17 F	YELAKOV Vladislav	
10 D	GREBENCHSHIKOV Vladimir	
11 D	KENBAYEV Daulet	
7 F	POPOVICH Yulian	
12 F	ANTSIFEROV Alexey	
19 F	BELGIBAYEV Nursultan	+A
2 D	GOROZHANINOV Ilya	
3 D	IVASHIN Viktor	
14 F	VOLOGODSKIY Alexandr	
24 F	FEDOSSENKO Vyacheslav	

Head Coach: STARYGIN Sergey

NOT DRESSED:

21 F MAZULA Eduard
25 GK GRYAZNOV Maxim

LEGEND

D	Defence	F	Forward	No	Jersey number	Pos	Position
+A	Assistant captain	+C	Captain				

Timing and Results provided by **TISSOT**



Graphical Line-ups

CZE - KAZ

Referee(s)

CAMPBELL Michael (CAN) , OSKIRKO Iurii (RUS)

Linesmen

AMBROSETTI Flavio (SUI) , VANOOSTEN Nathan (CAN)

Team: CZE - Czech Republic (white)

Head Coach: LISKA Jaroslav

S1 2 POLIVKA Patrik		
1 SLAMA Jiri		
S2 14 STEINER Dominik +C	S3 20 GUTWALD Michal	
S5 8 MULLER Jan	S4 7 DALECKY Jan +A	S6 24 ZACHAR David
11 KOLDA Josef +A		12 SVARICEK Filip
13 VANEK Rostislav	18 VRANA Lukas	17 BRZOBOHATY Michal
25 SKVOR Jan		23 PESLAR Jakub
21 VALASEK Milan	4 MATEJKA Filip	19 SKOLOUD Petr
3 STASTNY Tomas		15 ZBORIL Mikulas
9 HUCKO Petr	10 ARNOST Daniel	5 NOVAK Dominik

Team: KAZ - Kazakhstan (blue)

Head Coach: STARYGIN Sergey

S1 20 SMOLNIKOV Mikhail		
1 KUDRYAVTSEV Sergey		
S2 4 GULYAKOV Ilya	S3 18 KURSHUK Alexandr +A	
S4 8 ZYATKOV Pavel	S5 22 KACHULIN Mikhail	S6 23 KOVZALOV Ilya
5 ISHMAMETYEY Alexey		6 AKHMETOV Daniyar +C
9 NESTEROV German	17 YELAKOV Vladislav	16 SAFIN Renat
10 GREBENCHSHIKOV Vladimir		11 KENBAYEV Daulet
7 POPOVICH Yulian	12 ANTSIFEROV Alexey	19 BELGIBAYEV Nursultan +A
		3 IVASHIN Viktor
2 GOROZHANINOV Ilya	24 FEDOSSENKO Vyacheslav	14 VOLOGODSKIY Alexandr

LEGEND

Sn Starting position

+A Assistant captain

+C Captain

Timing and Results provided by **TISSOT**



Game Summary

CZE - KAZ 1 - 2 (0 - 1 , 0 - 1 , 1 - 0)

Spectators	Referee(s)	Linesmen
2400	CAMPBELL Michael (CAN) , OSKIRKO Iurii (RUS)	AMBROSETTI Flavio (SUI) , VANOOSTEN Nathan (CAN)

Team Statistics

Period	Score	SVS	SOG	PIM	TPP	PPG	SHG
1	0 : 1	4 : 12	12 : 5	4 : 2	02:00 : 04:00	0 : 0	0 : 0
2	0 : 1	1 : 15	15 : 2	2 : 10	07:12 : 00:34	0 : 0	0 : 0
3	1 : 0	6 : 13	14 : 6	8 : 0	00:00 : 06:55	0 : 0	0 : 0
Total	1 : 2	11 : 40	41 : 13	14 : 12	09:12 : 11:29	0 : 0	0 : 0

1st Period

Action	Time	ET/Res	Team	Type	No	Name	(G)	Name of Assistant(s) / Action Description
GK	00:00		CZE		2	POLIVKA P		- Goalkeeper in
GK	00:00		KAZ		20	SMOLNIKOV M		- Goalkeeper in
Penalty	05:46	07:46	CZE	2 min.	5	NOVAK D		- Hooking
Goal	12:16	0 : 1	KAZ	EQ	12	ANTSIFEROV A	(1)	On Ice CZE 2 7 11 12 13 24 KAZ 20 10 11 12 17 19
Penalty	13:07	15:07	KAZ	2 min.	10	GREBENCHSHIKOV V		- High Sticking
Penalty	16:21	18:21	CZE	2 min.	7	DALECKY J		- Boarding

2nd Period

Action	Time	ET/Res	Team	Type	No	Name	(G)	Name of Assistant(s) / Action Description
Penalty	25:10	27:10	KAZ	2 min.	4	GULYAKOV I		- Holding an opponent
Goal	28:17	0 : 2	KAZ	EQ	8	ZYATKOV P	(2)	On Ice CZE 2 7 8 11 12 24 KAZ 20 4 8 18 22 23
Penalty	29:53	31:53	KAZ	2 min.	18	KURSHUK A		- Hooking
Penalty	34:38	36:38	KAZ	2 min.	18	KURSHUK A		- Kneeing
Penalty	35:36	37:36	KAZ	2 min.	19	BELGIBAYEV N		- Delaying the Game
Penalty	37:16	39:16	KAZ	2 min.	18	KURSHUK A		- High Sticking
Penalty	37:50	39:50	CZE	2 min.	20	GUTWALD M		- Kneeing

3rd Period

Action	Time	ET/Res	Team	Type	No	Name	(G)	Name of Assistant(s) / Action Description
Penalty	41:33	43:33	CZE	2 min.	14	STEINER D		- Kneeing
Penalty	46:22	48:22	CZE	2 min.	12	SVARICEK F		- Tripping
Goal	51:18	1 : 2	CZE	EQ	19	SKOLOUD P	(3)	On Ice CZE 2 4 19 21 23 25 KAZ 20 5 6 9 16 17
Penalty	56:19	58:19	CZE	2 min.	19	SKOLOUD P		- Tripping
Time-out	58:44		CZE					
Penalty	59:05	60:00	CZE	2 min.	-	Team penalty		- Too Many Men / Served by: 10 ARNOST D
Time-out	59:05		KAZ					
GK	59:21		CZE					2 POLIVKA P - Goalkeeper out
GK	60:00		KAZ					20 SMOLNIKOV M - Goalkeeper out

Goalkeeper Records

Team : CZE - Czech Republic

No	Name	SOG	SVS	MIP
2	POLIVKA Patrik	13	11	59:21
1	SLAMA Jiri			

Team : KAZ - Kazakhstan


No	Name	SOG	SVS	MIP
20	SMOLNIKOV Mikhail	41	40	60:00
1	KUDRYAVTSEV Sergey			

Game Statistics

Team : CZE (white)

Head Coach : LISKA Jaroslav

No	Pos	Name	G	A	P	PIM	FO+	FO-	FO+/-	FO%	Shots on Goal				TS	+/-
											1	2	3	OT		
7	D	DALECKY Jan +A	0	0	0	2	11	7	4	61.11	2	1	0		3	-2
8	F	MULLER Jan	0	0	0	0	0	0	0	0.00	0	4	1		5	-1

Timing and Results provided by 



Head Coach : LISKA Jaroslav		Shots on Goal														
No	Pos	Name	G	A	P	PIM	FO+	FO-	FO+/-	FO%	1	2	3	OT	TS	+/-
14	D	STEINER Dominik +C	0	0	0	2	0	0	0	0.00	1	0	1		2	0
20	D	GUTWALD Michal	0	0	0	2	0	0	0	0.00	1	0	1		2	0
24	F	ZACHAR David	0	0	0	0	2	2	0	50.00	1	0	0		1	-2
11	D	KOLDA Josef +A	0	0	0	0	0	0	0	0.00	0	0	0		0	-2
12	D	SVARICEK Filip	0	0	0	2	0	0	0	0.00	0	1	1		2	-2
13	F	VANEK Rostislav	0	0	0	0	0	0	0	0.00	0	0	2		2	-1
17	D	BRZOBOHATY Michal	0	0	0	0	1	0	1	100.00	1	0	2		3	0
18	D	VRANA Lukas	0	0	0	0	13	2	11	86.67	0	2	0		2	0
4	F	MATEJKA Filip	0	1	1	0	8	3	5	72.73	0	0	0		0	+1
19	F	SKOLOUD Petr	1	0	1	2	2	3	-1	40.00	1	0	1		2	+1
21	F	VALASEK Milan	0	0	0	0	0	2	-2	0.00	0	2	1		3	+1
23	D	PESLAR Jakub	0	0	0	0	0	0	0	0.00	2	3	1		6	+1
25	D	SKVOR Jan	0	0	0	0	0	0	0	0.00	1	0	1		2	+1
3	F	STASTNY Tomas	0	0	0	0	0	0	0	0.00	0	0	0		0	0
5	F	NOVAK Dominik	0	0	0	2	0	0	0	0.00	2	1	1		4	0
9	F	HUCKO Petr	0	0	0	0	1	2	-1	33.33	0	0	0		0	0
10	F	ARNOST Daniel	0	0	0	0	6	3	3	66.67	0	1	1		2	0
15	D	ZBORIL Mikulas	0	0	0	0	0	0	0	0.00	0	0	0		0	0
1	GK	SLAMA Jiri	0	0	0	0					0	0	0		0	
2	GK	POLIVKA Patrik	0	0	0	0					0	0	0		0	
Total			1	1	2	12	44	24	20	64.71	12	15	14		41	

Team : KAZ (blue)

Head Coach : STARYGIN Sergey		Shots on Goal														
No	Pos	Name	G	A	P	PIM	FO+	FO-	FO+/-	FO%	1	2	3	OT	TS	+/-
4	D	GULYAKOV Ilya	0	1	1	2	0	0	0	0.00	0	0	1		1	+1
8	F	ZYATKOV Pavel	1	0	1	0	5	6	-1	45.45	0	1	1		2	+1
18	D	KURSHUK Alexandr +A	0	0	0	6	0	0	0	0.00	1	0	0		1	+1
22	F	KACHULIN Mikhail	0	1	1	0	1	0	1	100.00	2	0	1		3	+1
23	F	KOVZALOV Ilya	0	0	0	0	4	13	-9	23.53	0	0	1		1	+1
5	D	ISHMAMETYEV Alexey	0	0	0	0	0	0	0	0.00	0	0	0		0	-1
6	D	AKHMETOV Daniyar +C	0	0	0	0	0	0	0	0.00	0	0	0		0	-1
9	F	NESTEROV German	0	0	0	0	1	2	-1	33.33	0	1	1		2	-1
16	F	SAFIN Renat	0	0	0	0	0	0	0	0.00	0	0	0		0	-1
17	F	YELAKOV Vladislav	0	0	0	0	3	10	-7	23.08	0	0	1		1	0
7	F	POPOVICH Yulian	0	0	0	0	0	0	0	0.00	0	0	0		0	0
10	D	GREBENCHSHIKOV Vladimir	0	0	0	2	0	0	0	0.00	0	0	0		0	+1
11	D	KENBAYEV Daulet	0	0	0	0	0	0	0	0.00	0	0	0		0	+1
12	F	ANTSIFEROV Alexey	1	0	1	0	6	9	-3	40.00	1	0	0		1	+1
19	F	BELGIBAYEV Nursultan +A	0	0	0	2	1	0	1	100.00	0	0	0		0	+1
2	D	GOROZHANINOV Ilya	0	0	0	0	0	0	0	0.00	1	0	0		1	0
3	D	IVASHIN Viktor	0	0	0	0	0	0	0	0.00	0	0	0		0	0
14	F	VOLOGODSKIY Alexandr	0	0	0	0	0	0	0	0.00	0	0	0		0	0
24	F	FEDOSSENKO Vyacheslav	0	0	0	0	3	4	-1	42.86	0	0	0		0	0
1	GK	KUDRYAVTSEV Sergey	0	0	0	0					0	0	0		0	
20	GK	SMOLNIKOV Mikhail	0	0	0	0					0	0	0		0	
Total			2	2	4	12	24	44	-20	35.29	5	2	6		13	

LEGEND

(G) Goals in tournament	+/- Plus/minus net	+A Assistant captain	+C Captain
A Assists	D Defence	EQ Equal strength	ET/Res Penalty end time/Result of game
F Forward	FO- Face-offs lost	FO% Face-offs won as percentage	FO+ Face-offs won
FO+/- Face-offs net	G Goals	GK Goalkeeper	MIP Minutes in play (GK)
No Jersey number	OT Overtime	P Points	PIM Penalties in minutes
Pos Position	PPG Power play goals	SHG Shorthanded goals	SOG Shots on goal
SVS Saves	TPP Time on power play	TS Total shots	

Timing and Results provided by **TISSOT**



Shot Chart

CZE - KAZ

Shots by KAZ

Goals (o): 1 SSG (+): 4
SSP (-): 5 SPG (-): 1



GK 2 of CZE

Shots by CZE

Goals (o): 0 SSG (+): 15
SSP (-): 7 SPG (-): 3



GK 20 of KAZ

Shots by KAZ

Goals (o): 0 SSG (+): 6
SSP (-): 5 SPG (-): 3



GK 2 of CZE

LEGEND

GK Goalkeeper **SPG** Shots past goal **SSG** Shots saved by goalkeeper **SSP** Shots saved by player

Shots by CZE

Goals (o): 0 SSG (+): 12
SSP (>): 3 SPG (-): 7



GK 20 of KAZ

Shots by KAZ

Goals (o): 1 SSG (+): 1
SSP (>): 1 SPG (-): 1



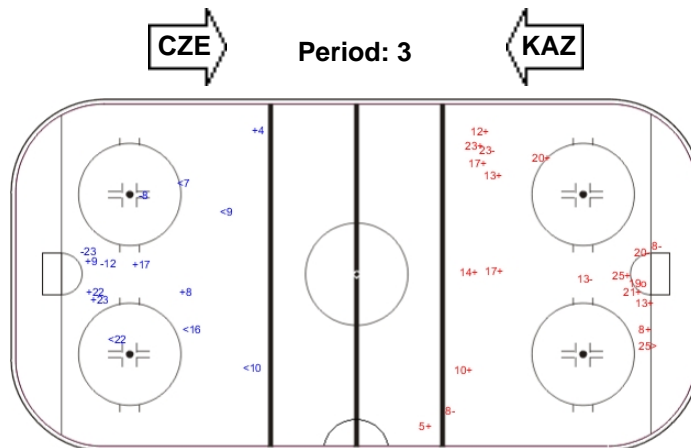
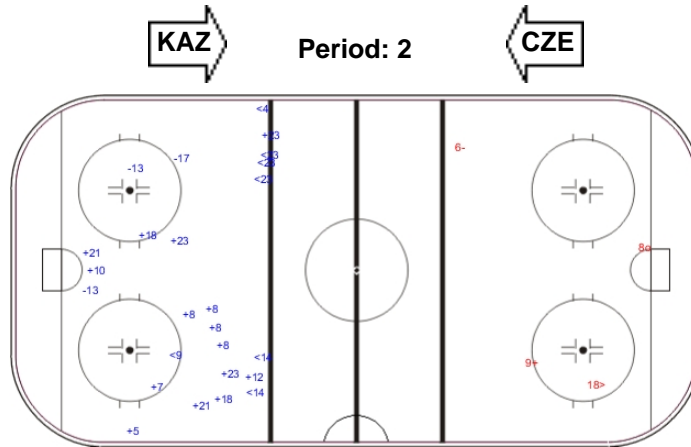
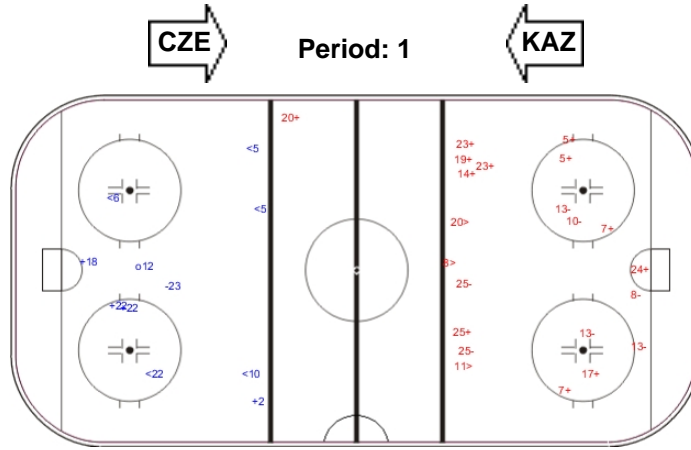
GK 2 of CZE

Shots by CZE

Goals (o): 1 SSG (+): 13
SSP (>): 1 SPG (-): 5



GK 20 of KAZ





Face-off Chart

CZE - KAZ

PERIOD 1

	CZE		KAZ		CZE		KAZ		
	Def. zone	Att. zone	Neutral zone	Neutral zone	Att. zone	Def. zone	Def. zone		
	+ 4	- 12	+ 7	- 23	+ 7	- 23	- 7	+ 23	Total wins all zones
	+ 24	- 8	+ 4	- 12	- 7	+ 23	+ 10	- 24	
	+ 18	- 12	- 10	+ 24	+ 10	- 24	+ 10	- 8	
	- 4	+ 8	- 4	+ 24	+ 10	- 8	- 10	+ 23	
	+ 18	- 8	- 18	+ 24	- 10	+ 23	+ 18	- 17	
			+ 7	- 24	+ 18	- 17	+ 18	- 12	
					+ 7	- 23	+ 7	- 23	
					+ 18	- 12	+ 18	- 12	
					+ 19	- 23	+ 19	- 23	
					+ 4	- 17	+ 4	- 17	
					+ 10	- 12	+ 10	- 12	
Total wins / period	4 / 80%	1 / 20%	3 / 50%	3 / 50%	10 / 83%	2 / 17%	Total wins all zones		
							CZE	KAZ	
							17 / 74%	6 / 26%	

PERIOD 2

	CZE		KAZ		CZE		KAZ		
	Def. zone	Att. zone	Neutral zone	Neutral zone	Att. zone	Def. zone	Def. zone		
	+ 18	- 8	- 7	+ 8	- 7	+ 12	+ 17	- 23	Total wins all zones
	+ 7	- 24	+ 18	- 17	+ 17	- 23	- 7	+ 8	
	+ 7	- 23	+ 7	- 8	- 7	+ 8	- 9	+ 12	
	- 19	+ 17	+ 18	- 17	- 9	+ 12	+ 18	- 23	
	+ 4	- 9	- 10	+ 17	+ 18	- 23	+ 24	- 17	
			+ 10	- 23	+ 18	- 24	+ 18	- 24	
			- 7	+ 17	+ 18	- 9	- 7	+ 12	
					- 24	+ 22	- 24	+ 22	
					+ 18	- 23	+ 18	- 23	
					+ 7	- 12	+ 7	- 12	
Total wins / period	4 / 80%	1 / 20%	4 / 57%	3 / 43%	7 / 58%	5 / 42%	Total wins all zones		
							CZE	KAZ	
							15 / 63%	9 / 37%	

PERIOD 3



	CZE		KAZ		CZE		KAZ						
	Def. zone	Att. zone	Neutral zone		Att. zone	Def. zone							
	- 21	+ 12	- 7	+ 23	- 18	+ 19			Total wins all zones <table border="1"> <thead> <tr> <th>CZE</th> <th>KAZ</th> </tr> </thead> <tbody> <tr> <td>12 / 57%</td> <td>9 / 43%</td> </tr> </tbody> </table>	CZE	KAZ	12 / 57%	9 / 43%
CZE	KAZ												
12 / 57%	9 / 43%												
	+ 10	- 23	+ 18	- 17	- 21	+ 9							
	- 4	+ 23	+ 19	- 17	+ 7	- 12							
	+ 4	- 8	+ 7	- 23	+ 9	- 17							
	- 19	+ 8	+ 4	- 23	- 19	+ 12							
	+ 10	- 17			- 9	+ 12							
	+ 7	- 12											
	- 24	+ 8											
	+ 4	- 17											
	+ 4	- 23											
Total wins / period	6 / 60%	4 / 40%	4 / 80%	1 / 20%	2 / 33%	4 / 67%							

TOTAL

	CZE		KAZ		CZE		KAZ						
	Def. zone	Att. zone	Neutral zone		Att. zone	Def. zone							
Total wins / game	14 / 70%	6 / 30%	11 / 61%	7 / 39%	19 / 63%	11 / 37%			Total wins all zones <table border="1"> <thead> <tr> <th>CZE</th> <th>KAZ</th> </tr> </thead> <tbody> <tr> <td>44 / 65%</td> <td>24 / 35%</td> </tr> </tbody> </table>	CZE	KAZ	44 / 65%	24 / 35%
CZE	KAZ												
44 / 65%	24 / 35%												




HEAD TO HEAD

		KAZ								Tot	wins CZE	Dz	Nz	Az
No.	8	9	12	17	19	22	23	24						
CZE	4	1 - 1	1 - 0	2 - 0	2 - 0			2 - 1	0 - 1	11	8 73%	5 71%	2 67%	1 100%
	7	1 - 2		3 - 2	0 - 1			5 - 2	2 - 0	18	11 61%	3 100%	4 57%	4 50%
	9			0 - 2	1 - 0					3	1 33%			1 33%
	10	1 - 0		1 - 0	1 - 1			2 - 1	1 - 1	9	6 67%	2 100%	1 33%	3 75%
	17							1 - 0		1	1 100%			1 100%
	18	2 - 0	1 - 0	3 - 0	4 - 0	0 - 1		2 - 0	1 - 1	15	13 87%	3 100%	3 75%	7 88%
	19	0 - 1		0 - 1	1 - 1			1 - 0		5	2 40%	0 0%	1 100%	1 50%
	21		0 - 1	0 - 1						2	0 0%	0 0%		0 0%
	24	1 - 1			1 - 0		0 - 1			4	2 50%	1 50%		1 50%
Tot	11	3	15	13	1	1	17	7	68	44 65%	14 70%	11 61%	19 63%	
wins KAZ	5 45%	1 33%	6 40%	3 23%	1 100%	1 100%	4 24%	3 43%	24 35%					
Dz	1 50%	1 50%	5 50%	0 0%	1 100%	1 100%	2 25%	0 0%	11 37%					
Nz	1 50%		0 0%	2 33%			1 20%	3 75%	7 39%					
Az	3 43%	0 0%	1 25%	1 33%			1 25%	0 0%	6 30%					

LEGEND

Az Attacking zone **Dz** Defending zone **Nz** Neutral zone **Tot** Total face-offs played

Timing and Results provided by  TISSOT



Game Roster

RUS - SVK

Referee(s)

BJALKANDER Patric (SWE) , HEIKKINEN Lassi (FIN)

Linesmen

AMBROSETTI Flavio (SUI) , VANOOSTEN Nathan (CAN)

Goalkeepers

Team: RUS

No	Name	GP	MIP	GA	SVS	SOG	SVS%	GAA
1	EVDOKIMOV Gleb	3	120:00	6	28	34	82.35	3.00
20	BELOV Sergey	3	60:00	0	14	14	100.00	0.00

Team Roster

Team: RUS (red)

No	Pos	Name	GP	G	A	PTS	PIM	+/-
1	GK	EVDOKIMOV Gleb	3	0	0	0	0	
2	D	VASILYEV Valerii	3	0	0	0	0	+5
8	F	GIMATOV Eduard	3	2	1	3	4	+3
9	F	GORDEEV Artem	3	0	1	1	0	+4
11	D	AKISHIN Dmitrii	3	0	0	0	0	+4
12	D	CHEREPANOV Nikita	3	0	1	1	2	+1
13	F	TORCHENYUK Alexander +C	3	0	2	2	2	+3
14	F	KLIMCHUK Mikhail +A	3	2	2	4	0	+3
15	F	ALESHIN Egor	3	0	2	2	2	+2
16	F	LEBEDEV Alexander	3	1	5	6	4	+5
17	F	FEDOROV Artem	3	3	4	7	0	+3
19	D	RAFIKOV Rushan +A	3	1	1	2	6	+6
20	GK	BELOV Sergey	3	0	0	0	0	
21	F	SOLOVYEV Evgeny	3	0	2	2	2	+2
22	F	BARBASHEV Sergey	3	3	1	4	2	+4
23	D	MASLOV Kirill	3	0	0	0	0	+1
24	F	KRIVCHENKO Egor	3	2	2	4	0	+3
25	D	BOLSHAKOV Alexander	3	0	0	0	0	+5
26	F	PETRAKOV Ivan	3	3	2	5	0	+5
27	F	SHINGAREEV Timur	3	1	1	2	0	+6
28	D	VIKSNA Evgeny	3	2	1	3	0	+7
29	F	LEE Oleg	3	1	2	3	0	+5

Head Coach: UVAEV Viacheslav

Team: SVK

No	Name	GP	MIP	GA	SVS	SOG	SVS%	GAA
1	HALO Juraj	3	120:00	3	37	40	92.50	1.50
2	ZIAK Jan	3	60:00	6	43	49	87.76	6.00

Team: SVK (white)

No	Pos	Name	GP	G	A	PTS	PIM	+/-
1	GK	HALO Juraj	3	0	0	0	0	
2	GK	ZIAK Jan	3	0	0	0	0	
6	F	UHNAK Martin	3	3	3	6	6	+3
9	D	KOPECKY Peter	3	0	3	3	0	+5
10	F	HUS Roman	3	0	0	0	2	0
11	F	KETNER Nicolas	3	2	1	3	2	+1
12	D	PALOVIC Patrik	3	0	1	1	2	+3
13	D	RUSINA Tomas +A	3	1	2	3	2	+4
14	F	BACA Kristian	3	1	0	1	2	+1
15	F	TRENCAN Matus	3	1	2	3	4	+3
16	F	ZLOCHA Jan +A	3	2	1	3	2	+3
17	F	PIACKA Edmund +C	3	2	3	5	6	+4
18	D	SUCHARDA Andrej	3	0	1	1	2	+1
19	F	GAPA Peter	3	3	2	5	2	+3
20	F	MIHALIK Denis	3	2	3	5	2	+4
22	F	PARDAVY Jan	3	1	2	3	2	+1
23	F	MARUSIAK Marek	3	0	3	3	0	+1
25	F	KENTOS Jozef	2	0	0	0	0	+1
26	D	SZABO Patrik	3	0	2	2	0	+1
27	D	LUNTER Peter	3	2	1	3	2	+4
28	F	BUDIAK Matus	3	1	0	1	0	-1
29	D	NOCIAR Denis	3	0	0	0	0	+2

Head Coach: VYBOH Andrej

LEGEND

A Assists	D Defence	F Forward	G Goals
GA Goals against	GAA Goals against as average per 60 minutes	GK Goalkeeper	GP Games played
MIP Minutes and seconds played	No Jersey number	PIM Penalties in minutes	Pos Position
PTS Points	SOG Shots on goal	SVS Saves	SVS% Saves in percentage
+/- Plus/minus net	+A Assistant captain	+C Captain	

Timing and Results provided by **TISSOT**



Line-ups

RUS - SVK

Referee(s)

BJALKANDER Patric (SWE) , HEIKKINEN Lassi (FIN)

Linesmen

AMBROSETTI Flavio (SUI) , VANOOSTEN Nathan (CAN)

Goalkeepers

Team: RUS

No	Name
----	------

20	BELOV Sergey
1	EVDOKIMOV Gleb

Team Line-ups

Team: RUS (red)

No	Pos	Name
----	-----	------

11	D	AKISHIN Dmitrii
28	D	VIKSNA Evgeny
13	F	TORCHENYUK Alexander +C
22	F	BARBASHEV Sergey
29	F	LEE Oleg
2	D	VASILYEV Valerii
19	D	RAFIKOV Rushan +A
8	F	GIMATOV Eduard
16	F	LEBEDEV Alexander
26	F	PETRAKOV Ivan
25	D	BOLSHAKOV Alexander
9	F	GORDEEV Artem
14	F	KLIMCHUK Mikhail +A
21	F	SOLOVYEV Evgeny
27	F	SHINGAREEV Timur
12	D	CHEREPANOV Nikita
23	D	MASLOV Kirill
15	F	ALESHIN Egor
17	F	FEDOROV Artem
24	F	KRIVCHENKO Egor

Head Coach: UVAEV Viacheslav

Team: SVK

No	Name
----	------

1	HALO Juraj
2	ZIAK Jan

Team: SVK (white)


No	Pos	Name
----	-----	------

27	D	LUNTER Peter
6	F	UHNAK Martin
11	F	KETNER Nicolas
17	F	PIACKA Edmund +C
20	F	MIHALIK Denis
9	D	KOPECKY Peter
13	D	RUSINA Tomas +A
10	F	HUS Roman
19	F	GAPA Peter
22	F	PARDAVY Jan
12	D	PALOVIC Patrik
29	D	NOCIAR Denis
15	F	TRENCAN Matus
16	F	ZLOCHA Jan +A
23	F	MARUSIAK Marek
18	D	SUCHARDA Andrej
26	D	SZABO Patrik
14	F	BACA Kristian
25	F	KENTOS Jozef
28	F	BUDIAC Matus

Head Coach: VYBOH Andrej

LEGEND

D	Defence	F	Forward	No	Jersey number	Pos	Position
+A	Assistant captain	+C	Captain				

Timing and Results provided by 



Graphical Line-ups

RUS - SVK

Referee(s)

BJALKANDER Patric (SWE) , HEIKKINEN Lassi (FIN)

Linesmen

AMBROSETTI Flavio (SUI) , VANOOSTEN Nathan (CAN)

Team: RUS - Russian Federation (red)

Head Coach: UVAEV Viacheslav

S1 20 BELOV Sergey		
1 EVDOKIMOV Gleb		
S2 11 AKISHIN Dmitrii	S3 28 VIKSNA Evgeny	
S5 22 BARBASHEV Sergey	S4 13 TORCHENYUK Alexander +C	S6 29 LEE Oleg
19 RAFIKOV Rushan +A		2 VASILYEV Valerii
8 GIMATOV Eduard	26 PETRAKOV Ivan	16 LEBEDEV Alexander
25 BOLSHAKOV Alexander		27 SHINGAREEV Timur
21 SOLOVYEV Evgeny	9 GORDEEV Artem	14 KLIMCHUK Mikhail +A
12 CHEREPANOV Nikita		23 MASLOV Kirill
17 FEDOROV Artem	24 KRIVCHENKO Egor	15 ALESHIN Egor

Team: SVK - Slovakia (white)

Head Coach: VYBOH Andrej

S1 1 HALO Juraj		
2 ZIAK Jan		
S2 11 KETNER Nicolas	S3 27 LUNTER Peter	
S5 17 PIACKA Edmund +C	S6 20 MIHALIK Denis	S4 6 UHNAK Martin
13 RUSINA Tomas +A		9 KOPECKY Peter
22 PARDAVY Jan	10 HUS Roman	19 GAPA Peter
12 PALOVIC Patrik		29 NOCIAR Denis
16 ZLOCHA Jan +A	23 MARUSIAK Marek	15 TRENCAN Matus
14 BACA Kristian		18 SUCHARDA Andrej
28 BUDIAK Matus	25 KENTOS Jozef	26 SZABO Patrik

LEGEND

Sn Starting position

+A Assistant captain

+C Captain

Timing and Results provided by **TISSOT**



Game Summary

RUS - SVK 7 - 0 (3 - 0 , 0 - 0 , 4 - 0)

Spectators	Referee(s)	Linesmen
300	BJALKANDER Patric (SWE) , HEIKKINEN Lassi (FIN)	AMBROSETTI Flavio (SUI) , VANOOSTEN Nathan (CAN)

Team Statistics

Period	Score	SVS	SOG	PIM	TPP	PPG	SHG
1	3 : 0	4 : 15	18 : 4	0 : 6	05:19 : 00:00	1 : 0	0 : 0
2	0 : 0	14 : 7	7 : 14	4 : 0	00:00 : 03:58	0 : 0	0 : 0
3	4 : 0	5 : 18	22 : 5	6 : 6	04:48 : 03:14	3 : 0	0 : 0
Total	7 : 0	23 : 40	47 : 23	10 : 12	10:07 : 07:12	4 : 0	0 : 0

1st Period

Action	Time	ET/Res	Team	Type	No	Name	(G)	Name of Assistant(s) / Action Description
GK	00:00		RUS		20	BELOV S		- Goalkeeper in
GK	00:00		SVK		1	HALO J		- Goalkeeper in
Penalty	02:03	04:03	SVK	2 min.	12	PALOVIC P		- High Sticking
Goal	08:37	1 : 0	RUS	EQ	8	GIMATOV E	(3)	26 PETRAKOV I On Ice RUS 20 2 8 16 19 26 SVK 1 12 15 19 23 29
Penalty	14:21	15:40	SVK	2 min.	25	KENTOS J		- Holding an opponent
Goal	15:40	2 : 0	RUS	PP1	24	KRIVCHENKO E	(3)	17 FEDOROV A 16 LEBEDEV A On Ice RUS 20 12 15 17 23 24 SVK 1 6 9 13 19 *
Goal	16:08	3 : 0	RUS	EQ	8	GIMATOV E	(4)	25 BOLSHAKOV A 16 LEBEDEV A On Ice RUS 20 8 16 19 25 26 SVK 1 12 15 16 23 29
Penalty	16:47	18:47	SVK	2 min.	20	MIHALIK D		- Hooking

2nd Period

Action	Time	ET/Res	Team	Type	No	Name	(G)	Name of Assistant(s) / Action Description
Penalty	35:19	37:19	RUS	2 min.	14	KLIMCHUK M		- Hooking
Penalty	38:02	40:02	RUS	2 min.	23	MASLOV K		- Holding an opponent

3rd Period

Action	Time	ET/Res	Team	Type	No	Name	(G)	Name of Assistant(s) / Action Description
Penalty	47:29	49:25	SVK	2 min.	12	PALOVIC P		- Slashing
Goal	49:25	4 : 0	RUS	PP1	24	KRIVCHENKO E	(4)	17 FEDOROV A On Ice RUS 20 12 17 23 24 27 SVK 1 11 19 25 27 *
Goal	50:46	5 : 0	RUS	EQ	8	GIMATOV E	(5)	16 LEBEDEV A 26 PETRAKOV I On Ice RUS 20 8 16 19 25 26 SVK 1 6 11 17 20 22
Time-out	50:46		SVK					
Penalty	51:32	53:32	RUS	2 min.	12	CHEREPANOV N		- Hooking
Penalty	52:05	54:05	RUS	2 min.	17	FEDOROV A		- Cross-Checking
Penalty	54:35	55:41	SVK	2 min.	19	GAPA P		- High Sticking
Goal	55:41	6 : 0	RUS	PP1	21	SOLOVYEV E	(1)	24 KRIVCHENKO E 23 MASLOV K On Ice RUS 20 19 21 23 24 27 SVK 1 6 11 17 22 *
Penalty	56:03	57:49	SVK	2 min.	9	KOPECKY P		- Hooking
Goal	57:49	7 : 0	RUS	PP1	28	VIKSNA E	(3)	8 GIMATOV E 19 RAFIKOV R On Ice RUS 20 8 16 19 25 28 SVK 1 13 18 20 28 *
Penalty	59:21	60:00	RUS	2 min.	17	FEDOROV A		- Tripping
GK	60:00		RUS					20 BELOV S - Goalkeeper out
GK	60:00		SVK					1 HALO J - Goalkeeper out

Goalkeeper Records

Team : RUS - Russian Federation

Team : SVK - Slovakia

No	Name	SOG	SVS	MIP	No	Name	SOG	SVS	MIP
20	BELOV Sergey	23	23	60:00	1	HALO Juraj	47	40	60:00
1	EVDOKIMOV Gleb				2	ZIAK Jan			

Game Statistics

Timing and Results provided by **TISSOT**



Team : RUS (red)

Head Coach : UVAEV Viacheslav

No	Pos	Name	G	A	P	PIM	FO+	FO-	FO+/-	FO%	Shots on Goal					+/-
											1	2	3	OT	TS	
11	D	AKISHIN Dmitrii	0	0	0	0	0	0	0	0.00	0	0	1		1	0
13	F	TORCHENYUK Alexander +C	0	0	0	0	12	5	7	70.59	0	0	0		0	0
22	F	BARBASHEV Sergey	0	0	0	0	1	0	1	100.00	0	1	0		1	0
28	D	VIKSNA Evgeny	1	0	1	0	0	0	0	0.00	1	0	2		3	0
29	F	LEE Oleg	0	0	0	0	0	0	0	0.00	1	1	1		3	0
2	D	VASILYEV Valerii	0	0	0	0	0	0	0	0.00	0	0	0		0	+1
8	F	GIMATOV Eduard	3	1	4	0	2	0	2	100.00	3	0	1		4	+3
16	F	LEBEDEV Alexander	0	3	3	0	0	0	0	0.00	0	1	1		2	+3
19	D	RAFIKOV Rushan +A	0	1	1	0	0	0	0	0.00	1	0	2		3	+3
26	F	PETRAKOV Ivan	0	2	2	0	9	5	4	64.29	0	0	1		1	+3
9	F	GORDEEV Artem	0	0	0	0	10	6	4	62.50	2	0	1		3	0
14	F	KLIMCHUK Mikhail +A	0	0	0	2	0	1	-1	0.00	2	0	0		2	0
21	F	SOLOVYEV Evgeny	1	0	1	0	0	1	-1	0.00	1	0	3		4	0
25	D	BOLSHAKOV Alexander	0	1	1	0	0	0	0	0.00	1	2	3		6	+2
27	F	SHINGAREEV Timur	0	0	0	0	0	0	0	0.00	0	0	1		1	0
12	D	CHEREPANOV Nikita	0	0	0	2	0	0	0	0.00	1	0	1		2	0
15	F	ALESHIN Egor	0	0	0	0	1	0	1	100.00	1	0	0		1	0
17	F	FEDOROV Artem	0	2	2	4	0	0	0	0.00	2	0	0		2	0
23	D	MASLOV Kirill	0	1	1	2	0	0	0	0.00	0	1	1		2	0
24	F	KRIVCHENKO Egor	2	1	3	0	14	4	10	77.78	2	1	3		6	0
1	GK	EVDOKIMOV Gleb	0	0	0	0					0	0	0		0	
20	GK	BELOV Sergey	0	0	0	0					0	0	0		0	
Total			7	12	19	10	49	22	27	69.01	18	7	22		47	

Team : SVK (white)

Head Coach : VYBOH Andrej

No	Pos	Name	G	A	P	PIM	FO+	FO-	FO+/-	FO%	Shots on Goal					+/-
											1	2	3	OT	TS	
6	F	UHNAK Martin	0	0	0	0	0	2	-2	0.00	0	1	0		1	-1
11	F	KETNER Nicolas	0	0	0	0	0	0	0	0.00	0	0	0		0	-1
17	F	PIACKA Edmund +C	0	0	0	0	1	1	0	50.00	0	0	0		0	-1
20	F	MIHALIK Denis	0	0	0	2	8	16	-8	33.33	0	2	1		3	-1
27	D	LUNTER Peter	0	0	0	0	0	0	0	0.00	0	0	1		1	0
9	D	KOPECKY Peter	0	0	0	2	0	0	0	0.00	0	1	0		1	0
10	F	HUS Roman	0	0	0	0	2	10	-8	16.67	0	0	0		0	0
13	D	RUSINA Tomas +A	0	0	0	0	0	0	0	0.00	0	1	1		2	0
19	F	GAPA Peter	0	0	0	2	1	6	-5	14.29	0	2	0		2	-1
22	F	PARDAVY Jan	0	0	0	0	0	0	0	0.00	1	0	1		2	-1
12	D	PALOVIC Patrik	0	0	0	4	0	0	0	0.00	0	4	0		4	-2
15	F	TRENCAN Matus	0	0	0	0	0	0	0	0.00	0	1	1		2	-2
16	F	ZLOCHA Jan +A	0	0	0	0	0	1	-1	0.00	0	0	0		0	-1
23	F	MARUSIAK Marek	0	0	0	0	1	4	-3	20.00	2	0	0		2	-2
29	D	NOCIAR Denis	0	0	0	0	0	0	0	0.00	0	0	0		0	-2
14	F	BACA Kristian	0	0	0	0	0	0	0	0.00	0	0	0		0	0
18	D	SUCHARDA Andrej	0	0	0	0	0	0	0	0.00	0	0	0		0	0
25	F	KENTOS Jozef	0	0	0	2	9	8	1	52.94	0	0	0		0	0
26	D	SZABO Patrik	0	0	0	0	0	0	0	0.00	0	0	0		0	0
28	F	BUDIAK Matus	0	0	0	0	0	1	-1	0.00	1	2	0		3	0
1	GK	HALO Juraj	0	0	0	0					0	0	0		0	
2	GK	ZIAK Jan	0	0	0	0					0	0	0		0	
Total			0	0	0	12	22	49	-27	30.99	4	14	5		23	



LEGEND

(G)	Goals in tournament	*	does not count for Plus/minus	+/-	Plus/minus net	+A	Assistant captain
+C	Captain	A	Assists	D	Defence	EQ	Equal strength
ET/Res	Penalty end time/Result of game	F	Forward	FO-	Face-offs lost	FO%	Face-offs won as percentage
FO+	Face-offs won	FO+/-	Face-offs net	G	Goals	GK	Goalkeeper
MIP	Minutes in play (GK)	No	Jersey number	OT	Overtime	P	Points
PIM	Penalties in minutes	Pos	Position	PP1	Power play - 1 player	PPG	Power play goals
SHG	Shorthanded goals	SOG	Shots on goal	SVS	Saves	TPP	Time on power play
TS	Total shots						

Timing and Results provided by **TISSOT**



Shot Chart

RUS - SVK

Shots by SVK

Goals (o): 0 SSG (+): 4
SSP (-): 3 SPG (-): 2



GK 20 of RUS

Shots by RUS

Goals (o): 0 SSG (+): 7
SSP (-): 5 SPG (-): 2



GK 1 of SVK

Shots by SVK

Goals (o): 0 SSG (+): 5
SSP (-): 2 SPG (-): 4



GK 20 of RUS

Shots by RUS

Goals (o): 3 SSG (+): 15
SSP (-): 5 SPG (-): 10



GK 1 of SVK

Shots by SVK

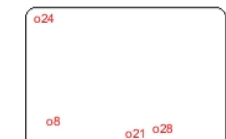
Goals (o): 0 SSG (+): 14
SSP (-): 4 SPG (-): 5



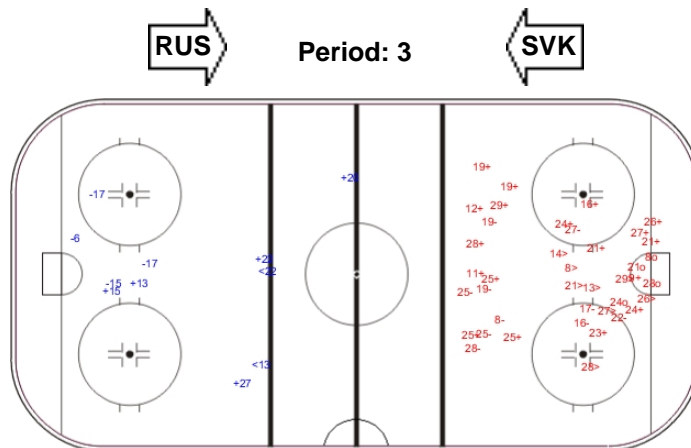
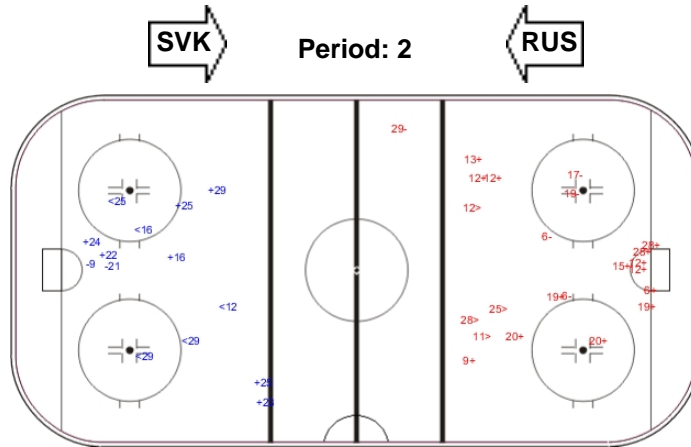
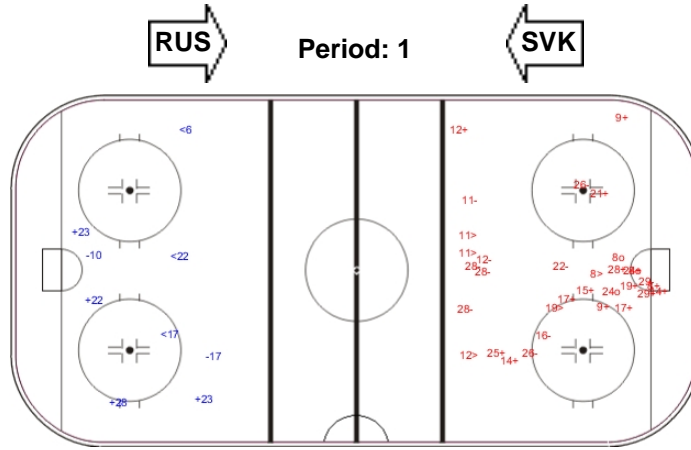
GK 20 of RUS

Shots by RUS

Goals (o): 4 SSG (+): 18
SSP (-): 8 SPG (-): 10



GK 1 of SVK



LEGEND

GK Goalkeeper **SPG** Shots past goal **SSG** Shots saved by goalkeeper **SSP** Shots saved by player

Timing and Results provided by **TISSOT**



Face-off Chart

RUS - SVK

PERIOD 1

	RUS		SVK		RUS		SVK		RUS		SVK		Total wins all zones
	Def. zone	Att. zone	Neutral zone	Neutral zone	Att. zone	Def. zone	Att. zone	Def. zone	Att. zone	Def. zone	RUS	SVK	
	+ 26	- 10	+ 13	- 20	- 9	+ 23							
	+ 15	- 25	+ 26	- 10	+ 24	- 23							
	+ 13	- 19	- 24	+ 20	+ 24	- 6							
	+ 9	- 25	+ 24	- 20	+ 13	- 20							
	+ 22	- 23	+ 24	- 20	+ 13	- 19							
	+ 24	- 19	- 9	+ 25	+ 24	- 19							
	- 9	+ 20	+ 24	- 20									
	+ 26	- 16	+ 13	- 10									
			+ 26	- 23									
			+ 9	- 20									
Total wins / period	7 / 88%	1 / 12%	8 / 80%	2 / 20%	5 / 83%	1 / 17%	20 / 83%	4 / 17%					


PERIOD 2

	RUS		SVK		RUS		SVK		RUS		SVK		Total wins all zones
	Def. zone	Att. zone	Neutral zone	Neutral zone	Att. zone	Def. zone	Att. zone	Def. zone	Att. zone	Def. zone	RUS	SVK	
	+ 13	- 20	+ 13	- 20	+ 9	- 23							
	+ 26	- 19	+ 9	- 20	- 9	+ 19							
	- 24	+ 10	- 9	+ 25	- 13	+ 20							
	- 24	+ 25	- 13	+ 20	- 26	+ 25							
	+ 24	- 25			+ 9	- 10							
	+ 24	- 10			- 13	+ 10							
	+ 8	- 25			- 26	+ 20							
	+ 24	- 20			+ 9	- 10							
	- 26	+ 25											
	+ 26	- 25											
	- 13	+ 25											
Total wins / period	7 / 64%	4 / 36%	2 / 50%	2 / 50%	3 / 38%	5 / 62%	12 / 52%	11 / 48%					

PERIOD 3

	RUS		SVK		RUS		SVK		RUS		SVK		Total wins all zones
	Def. zone	Att. zone	Neutral zone	Neutral zone	Att. zone	Def. zone	Att. zone	Def. zone	Att. zone	Def. zone	RUS	SVK	
	- 26	+ 25	+ 13	- 20	- 14	+ 20							
	+ 24	- 20	+ 26	- 10	- 21	+ 20							
	+ 24	- 19	+ 24	- 20	+ 9	- 25							
	+ 13	- 20	+ 24	- 25	- 9	+ 17							
	+ 13	- 28	+ 13	- 10	+ 26	- 6							
	- 13	+ 20	+ 9	- 25	+ 26	- 20							
			- 26	+ 25	+ 9	- 10							
			- 24	+ 25	+ 13	- 17							
			+ 9	- 10	+ 8	- 20							
Total wins / period	4 / 67%	2 / 33%	7 / 78%	2 / 22%	6 / 67%	3 / 33%	17 / 71%	7 / 29%					

TOTAL

Timing and Results provided by 



	RUS		SVK		RUS		SVK		Total wins all zones	
	Def. zone	Att. zone	Neutral zone		Att. zone	Def. zone			RUS	SVK
Total wins / game	18 / 72%	7 / 28%	17 / 74%	6 / 26%	14 / 61%	9 / 39%			49 / 69%	22 / 31%



HEAD TO HEAD

	SVK										Tot	wins RUS	Dz	Nz	Az
	No.	6	10	16	17	19	20	23	25	28					
RUS	8					1 - 0		1 - 0			2	2 100%	1 100%		1 100%
	9		4 - 0		0 - 1	0 - 1	2 - 1	1 - 1	3 - 2		16	10 63%	1 50%	4 67%	5 63%
	13		2 - 1		1 - 0	2 - 0	6 - 3		0 - 1	1 - 0	17	12 71%	4 67%	5 83%	3 60%
	14						0 - 1				1	0 0%			0 0%
	15								1 - 0		1	1 100%	1 100%		
	21						0 - 1				1	0 0%			0 0%
	22							1 - 0			1	1 100%	1 100%		
	24	1 - 0	1 - 1			3 - 0	6 - 1	1 - 0	2 - 2		18	14 78%	6 75%	5 71%	3 100%
	26	1 - 0	3 - 0	1 - 0		1 - 0	1 - 1	1 - 0	1 - 4		14	9 64%	4 67%	3 75%	2 50%
Tot	2	12	1	2	7	24	5	17	1	71	49 69%	18 72%	17 74%	14 61%	
wins SVK	0 0%	2 17%	0 0%	1 50%	1 14%	8 33%	1 20%	9 53%	0 0%	22 31%					
Dz	0 0%	1 25%		1 50%	1 33%	4 57%	1 33%	1 50%		9 39%					
Nz		0 0%				2 18%	0 0%	4 67%		6 26%					
Az		1 33%	0 0%		0 0%	2 33%	0 0%	4 44%	0 0%	7 28%					

LEGEND

Az Attacking zone **Dz** Defending zone **Nz** Neutral zone **Tot** Total face-offs played

Timing and Results provided by **TISSOT**



Game Roster

CZE - KOR

Referee(s)

CAMPBELL Michael (CAN) , TZIRTZIGANIS Tim (BEL)

Goalkeepers

Team: CZE

No	Name	GP	MIP	GA	SVS	SOG	SVS%	GAA
1	SLAMA Jiri	3	00:00	0	0	0	0.00	0.00
2	POLIVKA Patrik	3	180:00	5	31	36	86.11	1.67

Team Roster

Team: CZE (white)

No	Pos	Name	GP	G	A	PTS	PIM	+/-
1	GK	SLAMA Jiri	3	0	0	0	0	
2	GK	POLIVKA Patrik	3	0	0	0	0	
3	F	STASTNY Tomas	3	1	2	3	2	+5
4	F	MATEJKA Filip	3	1	1	2	0	+3
5	F	NOVAK Dominik	3	0	0	0	0	+1
7	D	DALECKY Jan +A	3	4	3	7	2	+6
8	F	MULLER Jan	1	0	1	1	0	+3
9	F	HUCKO Petr	3	0	1	1	0	+2
10	F	ARNOST Daniel	3	1	3	4	2	+2
11	D	KOLDA Josef +A	3	1	2	3	0	+3
12	D	SVARICEK Filip	3	1	1	2	4	+4
13	F	VANEK Rostislav	3	4	0	4	0	+4
14	D	STEINER Dominik +C	3	0	2	2	2	+5
15	D	ZBORIL Mikulas	3	0	0	0	0	0
16	D	VOJACEK Filip	2	1	0	1	0	0
17	D	BRZOBOHATY Michal	3	0	3	3	0	+3
18	D	VRANA Lukas	3	0	2	2	0	+3
19	F	SKOLOUD Petr	3	1	1	2	0	+1
20	D	GUTWALD Michal	3	0	1	1	4	+4
21	F	VALASEK Milan	3	1	0	1	2	0
23	D	PESLAR Jakub	2	0	2	2	25	+1
24	F	ZACHAR David	3	4	2	6	4	+6
25	D	SKVOR Jan	3	0	3	3	0	+4

Head Coach: LISKA Jaroslav

Linesmen

ICHIKAWA Shunsuke (JPN) , TROBAJO NAVARRO Carlos (ESP)

Team: KOR

No	Name	GP	MIP	GA	SVS	SOG	SVS%	GAA
1	BAE Jangwoo	4	235:22	27	156	183	85.25	6.88
20	LEE Changmin	4	09:38	5	4	9	44.44	31.14

Team: KOR (blue)

No	Pos	Name	GP	G	A	PTS	PIM	+/-
1	GK	BAE Jangwoo	4	0	0	0	0	
2	F	BAN Hansoo	4	0	0	0	2	-7
3	F	LEE Dounggun	4	0	2	2	2	-3
4	F	LEE Sungjin +A	4	3	1	4	0	-4
6	D	LEE Seungwon	4	0	2	2	2	-5
7	D	YANG Sunghun	4	0	0	0	2	-6
8	F	CHO Hyeonkuk	4	0	0	0	0	-3
9	F	BYUNGGEUL Kang	1	0	0	0	0	-1
10	F	YOON Sangwon	4	1	3	4	2	-3
11	F	YU Shinchul	4	0	0	0	2	-6
12	F	HA Jaejun	4	1	0	1	2	-3
13	F	OH Seahn +C	4	2	0	2	2	-7
14	D	LEE Sungjun	4	0	0	0	0	-6
15	D	LEE Jaegyuu	4	0	0	0	0	-2
16	D	KIM Taegyum	4	0	1	1	2	-5
17	D	CHO Seokjun	4	0	0	0	0	-4
18	F	KANG Yoonseok	4	0	2	2	4	-7
19	F	JANG Hojun	4	0	0	0	0	-8
20	GK	LEE Changmin	4	0	0	0	0	
21	F	LIM Jinsoo	4	0	0	0	8	-7
22	D	HWANG Wootae +A	4	0	1	1	2	-2
23	D	HAN Geonhee	4	2	0	2	0	-7

Head Coach: KIM Heewoo

LEGEND

A Assists	D Defence	F Forward	G Goals
GA Goals against	GAA Goals against as average per 60 minutes	GK Goalkeeper	GP Games played
MIP Minutes and seconds played	No Jersey number	PIM Penalties in minutes	Pos Position
PTS Points	SOG Shots on goal	SVS Saves	SVS% Saves in percentage
+/- Plus/minus net	+A Assistant captain	+C Captain	

Timing and Results provided by **TISSOT**



Line-ups

CZE - KOR

Referee(s)

CAMPBELL Michael (CAN) , TZIRTZIGANIS Tim (BEL)

Goalkeepers

Team: CZE

No Name

2 POLIVKA Patrik
1 SLAMA Jiri

Team Line-ups

Team: CZE (white)

No Pos Name

7 D	DALECKY Jan +A
14 D	STEINER Dominik +C
20 D	GUTWALD Michal
8 F	MULLER Jan
24 F	ZACHAR David
11 D	KOLDA Josef +A
12 D	SVARICEK Filip
17 D	BRZOBOHATY Michal
18 D	VRANA Lukas
13 F	VANEK Rostislav
23 D	PESLAR Jakub
25 D	SKVOR Jan
4 F	MATEJKA Filip
19 F	SKOLOUD Petr
21 F	VALASEK Milan
15 D	ZBORIL Mikulas
3 F	STASTNY Tomas
5 F	NOVAK Dominik
9 F	HUCKO Petr
10 F	ARNOST Daniel

Head Coach: LISKA Jaroslav

NOT DRESSED:

16 D VOJACEK Filip

Linesmen

ICHIKAWA Shunsuke (JPN) , TROBAJO NAVARRO Carlos (ESP)

Team: KOR

No Name

1 BAE Jangwoo
20 LEE Changmin

Team: KOR (blue)

No Pos Name

6 D	LEE Seungwon
23 D	HAN Geonhee
11 F	YU Shinchul
13 F	OH Seahn +C
18 F	KANG Yoonseok
16 D	KIM Taegyum
17 D	CHO Seokjun
3 F	LEE Dounggun
4 F	LEE Sungjin +A
10 F	YOON Sangwon
15 D	LEE Jaegy
22 D	HWANG Wootae +A
8 F	CHO Hyeonkuk
12 F	HA Jaejun
19 F	JANG Hojun
7 D	YANG Sunghun
14 D	LEE Sungjun
2 F	BAN Hansoo
9 F	BYUNGGEUL Kang
21 F	LIM Jinsoo

Head Coach: KIM Heewoo

LEGEND

D	Defence	F	Forward	No	Jersey number	Pos	Position
+A	Assistant captain	+C	Captain				

Timing and Results provided by **TISSOT**



Graphical Line-ups

CZE - KOR

Referee(s)

CAMPBELL Michael (CAN) , TZIRTZIGANIS Tim (BEL)

Linesmen

ICHIKAWA Shunsuke (JPN) , TROBAJO NAVARRO Carlos (ESP)

Team: CZE - Czech Republic (white)

Head Coach: LISKA Jaroslav

S1 2 POLIVKA Patrik		
1 SLAMA Jiri		
S2 14 STEINER Dominik +C	S3 20 GUTWALD Michal	
S5 8 MULLER Jan	S4 7 DALECKY Jan +A	S6 24 ZACHAR David
11 KOLDA Josef +A		12 SVARICEK Filip
13 VANEK Rostislav	18 VRANA Lukas	17 BRZOBOHATY Michal
25 SKVOR Jan		23 PESLAR Jakub
21 VALASEK Milan	4 MATEJKA Filip	19 SKOLOUD Petr
3 STASTNY Tomas		15 ZBORIL Mikulas
9 HUCKO Petr	10 ARNOST Daniel	5 NOVAK Dominik

Team: KOR - Republic of Korea (blue)

Head Coach: KIM Heewoo

S1 1 BAE Jangwoo		
20 LEE Changmin		
S3 23 HAN Geonhee	S2 6 LEE Seungwon	
S6 18 KANG Yoonseok	S5 13 OH Seahn +C	S4 11 YU Shinchul
17 CHO Seokjun		16 KIM Taegyum
4 LEE Sungjin +A	10 YOON Sangwon	3 LEE Dounggun
22 HWANG Wootae +A		15 LEE Jaegyung
8 CHO Hyeonkuk	12 HA Jaejun	19 JANG Hojun
7 YANG Sunghun		14 LEE Sungjun
21 LIM Jinsoo	2 BAN Hansoo	9 BYUNGGEUL Kang

LEGEND

Sn Starting position

+A Assistant captain

+C Captain

Timing and Results provided by **TISSOT**



Game Summary

CZE - KOR 12 - 0 (5 - 0, 4 - 0, 3 - 0)

Spectators	Referee(s)	Linesmen
850	CAMPBELL Michael (CAN) , TZIRTZIGANIS Tim (BEL)	ICHIKAWA Shunsuke (JPN) , TROBAJO NAVARRO Carlos (ESP)

Team Statistics

Period	Score	SVS	SOG	PIM	TPP	PPG	SHG
1	5 : 0	2 : 12	17 : 2	0 : 2	00:27 : 00:00	1 : 0	0 : 0
2	4 : 0	1 : 22	26 : 1	2 : 4	01:36 : 00:22	2 : 0	0 : 0
3	3 : 0	10 : 13	16 : 10	4 : 2	02:00 : 05:38	0 : 0	0 : 0
Total	12 : 0	13 : 47	59 : 13	6 : 8	04:03 : 06:00	3 : 0	0 : 0

1st Period

Action	Time	ET/Res	Team	Type	No	Name	(G)	Name of Assistant(s) / Action Description
GK	00:00		CZE		2	POLIVKA P		- Goalkeeper in
GK	00:00		KOR		1	BAE J		- Goalkeeper in
Penalty	02:02	02:29	KOR	2 min.	12	HA J		- Delaying the Game
Goal	02:29	1 : 0	CZE	PP1	7	DALECKY J	(5)	On Ice CZE 2 7 8 14 20 24 * KOR 1 6 11 13 23
Goal	05:05	2 : 0	CZE	EQ	7	DALECKY J	(6)	21 VALASEK M On Ice CZE 2 7 14 20 21 24 KOR 1 11 14 18 21 23
Time-out	05:05		KOR					
Goal	14:51	3 : 0	CZE	EQ	8	MULLER J	(1)	14 STEINER D 24 ZACHAR D On Ice CZE 2 7 8 14 23 24 KOR 1 2 7 9 14 21
Goal	15:22	4 : 0	CZE	EQ	12	SVARICEK F	(2)	18 VRANA L On Ice CZE 2 11 12 13 17 18 KOR 1 6 11 13 18 23
Goal	16:26	5 : 0	CZE	EQ	10	ARNOST D	(2)	9 HUCKO P 5 NOVAK D On Ice CZE 2 5 9 10 14 20 KOR 1 13 15 17 19 22

2nd Period

Action	Time	ET/Res	Team	Type	No	Name	(G)	Name of Assistant(s) / Action Description
Penalty	20:56	21:38	KOR	2 min.	17	CHO S		- Holding an opponent
Goal	21:38	6 : 0	CZE	PP1	20	GUTWALD M	(1)	7 DALECKY J On Ice CZE 2 7 8 14 20 24 * KOR 1 8 12 15 22
Goal	26:37	7 : 0	CZE	EQ	5	NOVAK D	(1)	9 HUCKO P 10 ARNOST D On Ice CZE 2 5 9 10 14 20 KOR 1 8 12 16 17 19
Goal	32:55	8 : 0	CZE	EQ	8	MULLER J	(2)	20 GUTWALD M 24 ZACHAR D On Ice CZE 2 7 8 14 20 24 KOR 1 2 7 9 14 21
Penalty	37:02	37:56	KOR	2 min.	7	YANG S		- Tripping
Goal	37:56	9 : 0	CZE	PP1	8	MULLER J	(3)	24 ZACHAR D 20 GUTWALD M On Ice CZE 2 7 8 14 20 24 * KOR 1 6 11 18 23
Penalty	39:38	41:38	CZE	2 min.	5	NOVAK D		- Kneeing

3rd Period

Action	Time	ET/Res	Team	Type	No	Name	(G)	Name of Assistant(s) / Action Description
Goal	48:40	10 : 0	CZE	EQ	5	NOVAK D	(2)	9 HUCKO P On Ice CZE 2 5 9 10 15 25 KOR 1 6 7 9 14 21
Penalty	48:55	50:55	CZE	2 min.	7	DALECKY J		- Boarding
Penalty	52:31	54:31	KOR	2 min.	15	LEE J		- Slashing
Goal	54:58	11 : 0	CZE	EQ	19	SKOLOUD P	(2)	21 VALASEK M 25 SKVOR J On Ice CZE 2 4 15 19 21 25 KOR 1 12 15 18 19 22
Penalty	55:26	57:26	CZE	2 min.	10	ARNOST D		- High Sticking
Goal	59:35	12 : 0	CZE	EQ	18	VRANA L	(1)	17 BRZOBOHATY M On Ice CZE 2 11 12 13 17 18 KOR 1 6 11 13 18 23
GK	60:00		CZE					2 POLIVKA P - Goalkeeper out
GK	60:00		KOR					1 BAE J - Goalkeeper out



Goalkeeper Records

Team : CZE - Czech Republic

Team : KOR - Republic of Korea

No	Name	SOG	SVS	MIP
2	POLIVKA Patrik	13	13	60:00
1	SLAMA Jiri			

No	Name	SOG	SVS	MIP
1	BAE Jangwoo	59	47	60:00
20	LEE Changmin			

Game Statistics

Team : CZE (white)

Head Coach : LISKA Jaroslav

No	Pos	Name	G	A	P	PIM	FO+	FO-	FO+/-	FO%	Shots on Goal					+/-
											1	2	3	OT	TS	
7	D	DALECKY Jan +A	2	1	3	2	12	5	7	70.59	2	3	0		5	+3
8	F	MULLER Jan	3	0	3	0	0	0	0	0.00	1	4	1		6	+2
14	D	STEINER Dominik +C	0	1	1	0	1	0	1	100.00	2	3	1		6	+5
20	D	GUTWALD Michal	1	2	3	0	0	0	0	0.00	0	1	0		1	+4
24	F	ZACHAR David	0	3	3	0	4	3	1	57.14	0	2	0		2	+3
11	D	KOLDA Josef +A	0	0	0	0	0	0	0	0.00	0	3	0		3	+2
12	D	SVARICEK Filip	1	0	1	0	0	0	0	0.00	1	1	0		2	+2
13	F	VANEK Rostislav	0	0	0	0	1	0	1	100.00	0	2	1		3	+2
17	D	BRZOBOHATY Michal	0	1	1	0	0	0	0	0.00	2	1	1		4	+2
18	D	VRANA Lukas	1	1	2	0	13	3	10	81.25	3	2	2		7	+2
4	F	MATEJKA Filip	0	0	0	0	7	7	0	50.00	0	1	0		1	+1
19	F	SKOLOUD Petr	1	0	1	0	0	1	-1	0.00	0	1	3		4	+1
21	F	VALASEK Milan	0	2	2	0	0	0	0	0.00	1	0	1		2	+2
23	D	PESLAR Jakub	0	0	0	0	0	0	0	0.00	1	0	0		1	+1
25	D	SKVOR Jan	0	1	1	0	0	0	0	0.00	0	0	1		1	+2
3	F	STASTNY Tomas	0	0	0	0	0	0	0	0.00	0	0	2		2	0
5	F	NOVAK Dominik	2	1	3	2	0	0	0	0.00	0	1	1		2	+3
9	F	HUCKO Petr	0	3	3	0	3	2	1	60.00	0	1	0		1	+3
10	F	ARNOST Daniel	1	1	2	2	5	5	0	50.00	4	0	1		5	+3
15	D	ZBORIL Mikulas	0	0	0	0	0	0	0	0.00	0	0	1		1	+2
1	GK	SLAMA Jiri	0	0	0	0					0	0	0		0	
2	GK	POLIVKA Patrik	0	0	0	0					0	0	0		0	
Total			12	17	29	6	46	26	20	63.89	17	26	16		59	

Team : KOR (blue)

Head Coach : KIM Heewoo

No	Pos	Name	G	A	P	PIM	FO+	FO-	FO+/-	FO%	Shots on Goal					+/-
											1	2	3	OT	TS	
6	D	LEE Seungwon	0	0	0	0	0	0	0	0.00	0	0	0		0	-3
11	F	YU Shinchul	0	0	0	0	1	0	1	100.00	0	0	2		2	-3
13	F	OH Seahn +C	0	0	0	0	6	17	-11	26.09	0	0	2		2	-3
18	F	KANG Yoonseok	0	0	0	0	0	0	0	0.00	0	0	2		2	-4
23	D	HAN Geonhee	0	0	0	0	0	0	0	0.00	0	0	0		0	-3
3	F	LEE Dounggun	0	0	0	0	0	0	0	0.00	1	0	0		1	0
4	F	LEE Sungjin +A	0	0	0	0	7	10	-3	41.18	0	0	0		0	0
10	F	YOON Sangwon	0	0	0	0	0	0	0	0.00	0	0	1		1	0
16	D	KIM Taegyum	0	0	0	0	1	0	1	100.00	0	0	0		0	-1
17	D	CHO Seokjun	0	0	0	2	0	0	0	0.00	0	0	0		0	-2
8	F	CHO Hyeonkuk	0	0	0	0	1	0	1	100.00	0	1	0		1	-1
12	F	HA Jaejun	0	0	0	2	4	8	-4	33.33	0	0	1		1	-2
15	D	LEE Jaegyuu	0	0	0	2	0	0	0	0.00	1	0	0		1	-2
19	F	JANG Hojun	0	0	0	0	2	2	0	50.00	0	0	0		0	-3
22	D	HWANG Wootae +A	0	0	0	0	0	0	0	0.00	0	0	0		0	-2
2	F	BAN Hansoo	0	0	0	0	4	9	-5	30.77	0	0	2		2	-2
7	D	YANG Sunghun	0	0	0	2	0	0	0	0.00	0	0	0		0	-3
9	F	BYUNGGEUL Kang	0	0	0	0	0	0	0	0.00	0	0	0		0	-3
14	D	LEE Sungjun	0	0	0	0	0	0	0	0.00	0	0	0		0	-4
21	F	LIM Jinsoo	0	0	0	0	0	0	0	0.00	0	0	0		0	-4
1	GK	BAE Jangwoo	0	0	0	0					0	0	0		0	

Timing and Results provided by  TISSOT




Head Coach : KIM Heewoo

No	Pos	Name								Shots on Goal					+/-		
			G	A	P	PIM	FO+	FO-	FO+/-	FO%	1	2	3	OT		TS	
20	GK	LEE Changmin	0	0	0	0							0	0	0		0
Total			0	0	0	8	26	46	-20	36.11	2	1	10		13		

LEGEND

(G) Goals in tournament	* does not count for Plus/minus	+/- Plus/minus net	+A Assistant captain
+C Captain	A Assists	D Defence	EQ Equal strength
ET/Res Penalty end time/Result of game	F Forward	FO- Face-offs lost	FO% Face-offs won as percentage
FO+ Face-offs won	FO+/- Face-offs net	G Goals	GK Goalkeeper
MIP Minutes in play (GK)	No Jersey number	OT Overtime	P Points
PIM Penalties in minutes	Pos Position	PP1 Power play - 1 player	PPG Power play goals
SHG Shorthanded goals	SOG Shots on goal	SVS Saves	TPP Time on power play
TS Total shots			

Timing and Results provided by  TISSOT



Shot Chart

CZE - KOR

Shots by KOR

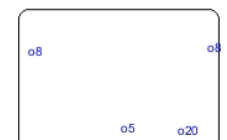
Goals (o): 0 SSG (+): 2
SSP (-): 2 SPG (-): 2



GK 2 of CZE

Shots by CZE

Goals (o): 4 SSG (+): 22
SSP (-): 10 SPG (-): 5



GK 1 of KOR

Shots by KOR


Goals (o): 0 SSG (+): 10
SSP (-): 2 SPG (-): 2



GK 2 of CZE

Shots by CZE


Goals (o): 5 SSG (+): 12
SSP (-): 8 SPG (-): 4



GK 1 of KOR

Shots by KOR

Goals (o): 0 SSG (+): 1
SSP (-): 0 SPG (-): 1



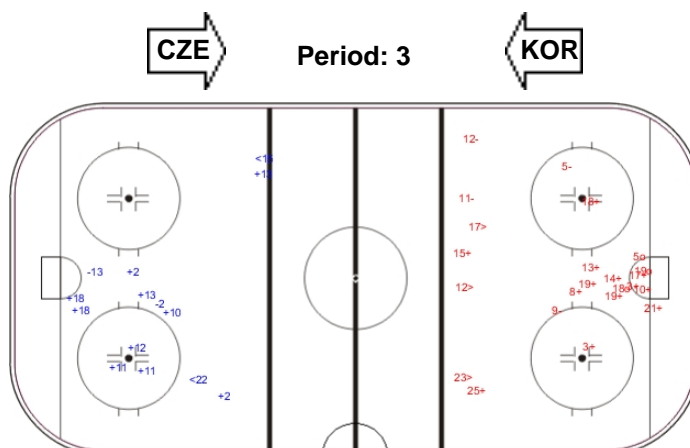
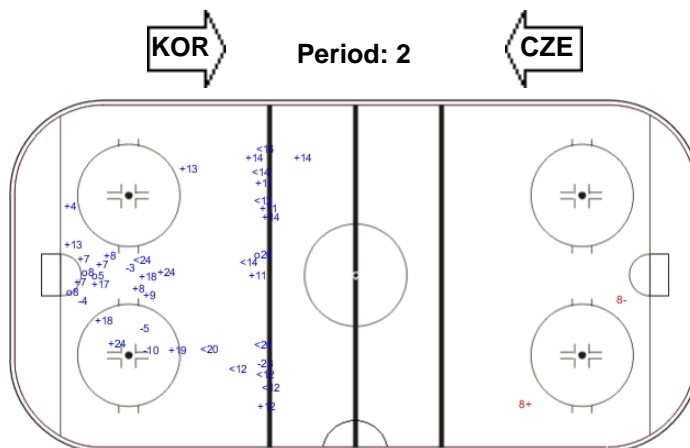
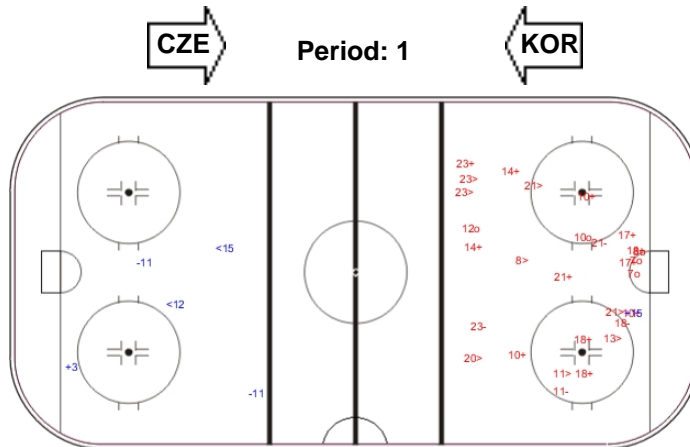
GK 2 of CZE

Shots by CZE

Goals (o): 3 SSG (+): 13
SSP (-): 3 SPG (-): 4



GK 1 of KOR



LEGEND

GK Goalkeeper SPG Shots past goal SSG Shots saved by goalkeeper SSP Shots saved by player

Timing and Results provided by TISSOT



Face-off Chart

CZE - KOR

PERIOD 1

	CZE		KOR		CZE		KOR		CZE		KOR		Total wins all zones
	Def. zone	Att. zone	Neutral zone	Neutral zone	Att. zone	Def. zone	Att. zone	Def. zone	Att. zone	Def. zone	CZE	KOR	
	+ 7	- 13	+ 7	- 13	- 24	+ 13							
	- 10	+ 19	+ 18	- 4	+ 7	- 12							
	+ 24	- 2	- 10	+ 4	- 4	+ 8							
			+ 4	- 13	+ 10	- 12							
			- 10	+ 4	+ 18	- 13							
			+ 7	- 2	+ 4	- 4							
			- 18	+ 13									
			+ 4	- 4									
			+ 7	- 12									
Total wins / period	2 / 67%	1 / 33%	6 / 67%	3 / 33%	4 / 67%	2 / 33%					12 / 67%	6 / 33%	

PERIOD 2

	CZE		KOR		CZE		KOR		CZE		KOR		Total wins all zones
	Def. zone	Att. zone	Neutral zone	Neutral zone	Att. zone	Def. zone	Att. zone	Def. zone	Att. zone	Def. zone	CZE	KOR	
	+ 7	- 2	- 7	+ 13	+ 18	- 4							
	+ 18	- 13	- 4	+ 2	+ 24	- 12							
			+ 7	- 13	+ 10	- 13							
			- 7	+ 2	- 9	+ 16							
			- 7	+ 2	+ 18	- 13							
			+ 18	- 13	- 9	+ 4							
			+ 18	- 13	- 7	+ 2							
			+ 9	- 12	+ 18	- 2							
			+ 4	- 4	- 18	+ 13							
					- 4	+ 12							
					+ 9	- 12							
					+ 7	- 2							
					- 4	+ 4							
					+ 24	- 19							
					+ 18	- 2							
					- 24	+ 11							
					- 10	+ 12							
Total wins / period	2 / 100%	0 / 0%	5 / 56%	4 / 44%	9 / 53%	8 / 47%					16 / 57%	12 / 43%	

PERIOD 3

Total wins / period	CZE		KOR		CZE		KOR		CZE		KOR		Total wins all zones
	Def. zone	Att. zone	Neutral zone	Neutral zone	Att. zone	Def. zone	Att. zone	Def. zone	Att. zone	Def. zone	CZE	KOR	
	+ 14	- 4	+ 7	- 13	+ 7	- 13			+ 7	- 13			
	+ 10	- 4	+ 7	- 13	+ 7	- 13			- 4	+ 4			
	+ 24	- 13	+ 18	- 4	+ 4	- 12			+ 4	- 12			
	- 18	+ 13	- 7	+ 13	+ 9	- 2			+ 9	- 2			
	- 4	+ 4	+ 18	- 4	+ 18	- 2			+ 18	- 2			
	- 10	+ 19	+ 7	- 13	+ 4	- 12			+ 4	- 12			
	+ 10	- 19	- 24	+ 12	- 4	+ 12			- 4	+ 12			
	+ 13	- 13	+ 10	- 2									
	- 19	+ 4	+ 18	- 13									
Total wins / period	18 / 69%	8 / 31%											



		+ 4	- 4		
5 / 56%	4 / 44%	8 / 80%	2 / 20%	5 / 71%	2 / 29%

TOTAL

Total wins / game	CZE	KOR	CZE	KOR	CZE	KOR	Total wins all zones	
	Def. zone	Att. zone	Neutral zone		Att. zone	Def. zone	CZE	KOR
	9 / 64%	5 / 36%	19 / 68%	9 / 32%	18 / 60%	12 / 40%	46 / 64%	26 / 36%




HEAD TO HEAD

	KOR									Tot	wins CZE	Dz	Nz	Az
	No.	2	4	8	11	12	13	16	19					
CZE	4	0 - 1	4 - 3	0 - 1		2 - 2	1 - 0			14	7 50%	0 0%	4 80%	3 38%
	7	3 - 3				2 - 0	7 - 2			17	12 71%	2 100%	7 64%	3 75%
	9	1 - 0	0 - 1			2 - 0		0 - 1		5	3 60%		1 100%	2 50%
	10	1 - 0	1 - 2			1 - 1	1 - 0		1 - 2	10	5 50%	2 50%	1 33%	2 67%
	13						1 - 0			1	1 100%	1 100%		
	14		1 - 0							1	1 100%	1 100%		
	18	3 - 0	4 - 0				6 - 3			16	13 81%	1 50%	6 86%	6 86%
	19		0 - 1							1	0 0%	0 0%		
	24	1 - 0				0 - 1	1 - 1	1 - 1		1 - 0	7	4 57%	2 100%	0 0%
Tot	13	17	1	1	12	23	1	4	72	46 64%	9 64%	19 68%	18 60%	
wins KOR	4 31%	7 41%	1 100%	1 100%	4 33%	6 26%	1 100%	2 50%	26 36%					
Dz	1 17%	3 60%	1 100%	1 100%	3 33%	2 33%	1 100%	0 0%	12 40%					
Nz	3 60%	2 25%			1 33%	3 25%			9 32%					
Az	0 0%	2 50%				1 20%		2 67%	5 36%					

LEGEND

Az Attacking zone **Dz** Defending zone **Nz** Neutral zone **Tot** Total face-offs played

Timing and Results provided by  TISSOT



Game Roster

CAN - USA

Referee(s)

ANSONS Andris (LAT) , OSKIRKO Iurii (RUS)

Goalkeepers

Team: CAN

No	Name	GP	MIP	GA	SVS	SOG	SVS%	GAA
1	LAZARUK Kristopher Robert	2	89:14	3	38	41	92.68	2.02
30	FLETTE Dalyn Ross	1	00:00	0	0	0	0.00	0.00
31	HOLFELD Ryan Michael	3	90:46	1	15	16	93.75	0.66

Team Roster

Team: CAN (red)

No	Pos	Name	GP	G	A	PTS	PIM	+/-
1	GK	LAZARUK Kristopher Robert	2	0	0	0	0	
3	D	DELAHEY Matthew Kenneth +A	3	0	0	0	6	+3
4	D	CURRAN Kodie James	3	0	2	2	4	+5
5	D	PAULSEN Luke Eric	3	0	3	3	0	+4
6	D	McFAULL Kendall	3	0	2	2	2	+3
7	F	MAXWELL Stanley Mitchell	3	0	3	3	2	+5
8	D	MANNING Neil Alton	3	1	0	1	0	+6
9	F	PEARCE Elgin James Milton	3	2	0	2	0	+4
10	F	COLLINS Christopher James	3	2	2	4	2	+2
11	F	REDDICK Kruiise Allan +C	3	2	3	5	2	+4
12	F	HICKMOTT Jordan Lindsay	3	3	2	5	0	+5
15	F	FOWLIE Cody Joseph Allan	3	0	1	1	4	+1
16	F	FOSTER Taylor Joseph	3	2	4	6	0	+5
17	F	DEPAPE Jordan Matthew Orr	3	0	1	1	4	+2
19	F	KOPER Levko Steven John	3	2	2	4	0	+5
21	D	ROWLEY Jordan Thomas	3	0	4	4	2	+7
22	D	CRAIGE Jesse Wade	3	2	2	4	12	+6
23	F	McCALLUM Craig	3	0	0	0	0	+2
24	F	FIDDLER Tyler Wayne	3	2	1	3	4	+4
25	F	KING Kevin Jarrett +A	3	3	2	5	6	+5
26	F	CARTIER Cody Jessie	3	2	1	3	2	+4
30	GK	FLETTE Dalyn Ross	1	0	0	0	0	
31	GK	HOLFELD Ryan Michael	3	0	0	0	0	

Head Coach: ADOLPH David George

Linesmen

HEINONEN Timo (FIN) , NYQVIST Anders (SWE)

Team: USA

No	Name	GP	MIP	GA	SVS	SOG	SVS%	GAA
1	OLEN Joseph	3	00:00	0	0	0	0.00	0.00
30	COOPER Matt	3	182:51	6	74	80	92.50	1.97

Team: USA (white)

No	Pos	Name	GP	G	A	PTS	PIM	+/-
1	GK	OLEN Joseph	3	0	0	0	0	
4	D	McGOVERN Edward	3	1	1	2	0	+1
5	D	SOLORZANO Emmanuel	3	0	0	0	2	0
7	D	SCHMIDT Connor	3	1	2	3	4	+1
8	D	ZERN Nicholas	3	1	0	1	2	+1
9	F	JOHNSON Bryce	3	1	1	2	2	0
10	F	BALENT Bill	3	2	1	3	0	+1
11	F	KASCSAK John-Paul	3	0	1	1	12	+1
12	F	HARRIS Michael +A	3	0	0	0	4	-1
14	D	JOSEPH Chris	3	1	0	1	4	0
15	F	MURPHY Sean	3	0	0	0	2	-1
16	F	OLEN John	3	0	1	1	4	0
17	F	BURKEMPER Chris	3	0	1	1	2	0
18	F	BODETTE Bobby +A	3	1	0	1	2	0
19	F	BRESLIN Joey	3	0	2	2	2	+2
20	F	HANNON Luke	3	1	1	2	0	+1
21	D	BENSON Tyler	3	0	1	1	2	+1
22	F	BELONGER Ryan	1	0	0	0	0	0
23	D	YOUNG Jordan +C	3	0	0	0	6	+1
25	F	BREWSTER Samuel	3	0	1	1	2	+1
26	F	GREENBERG Jordan	3	0	0	0	2	0
30	GK	COOPER Matt	3	0	0	0	10	

Head Coach: BALBONI Scott

LEGEND

A Assists	D Defence	F Forward	G Goals
GA Goals against	GAA Goals against as average per 60 minutes	GK Goalkeeper	GP Games played
MIP Minutes and seconds played	No Jersey number	PIM Penalties in minutes	Pos Position
PTS Points	SOG Shots on goal	SVS Saves	SVS% Saves in percentage
+/- Plus/minus net	+A Assistant captain	+C Captain	

Timing and Results provided by **TISSOT**



Line-ups

CAN - USA

Referee(s)

ANSONS Andris (LAT) , OSKIRKO Iurii (RUS)

Linesmen

HEINONEN Timo (FIN) , NYQVIST Anders (SWE)

Goalkeepers

Team: CAN

No	Name
----	------

31	HOLFELD Ryan Michael
1	LAZARUK Kristopher Robert

Team: USA

No	Name
----	------

30	COOPER Matt
1	OLEN Joseph

Team Line-ups

Team: CAN (red)

No	Pos	Name
----	-----	------

21	D	ROWLEY Jordan Thomas
22	D	CRAIGE Jesse Wade
12	F	HICKMOTT Jordan Lindsay
16	F	FOSTER Taylor Joseph
25	F	KING Kevin Jarrett +A
3	D	DELAHEY Matthew Kenneth +A
6	D	McFAULL Kendall
10	F	COLLINS Christopher James
11	F	REDDICK Kruise Allan +C
19	F	KOPER Levko Steven John
4	D	CURRAN Kodie James
5	D	PAULSEN Luke Eric
23	F	McCALLUM Craig
24	F	FIDDLER Tyler Wayne
26	F	CARTIER Cody Jessie
8	D	MANNING Neil Alton
7	F	MAXWELL Stanley Mitchell
9	F	PEARCE Elgin James Milton
15	F	FOWLIE Cody Joseph Allan
17	F	DEPAPE Jordan Matthew Orr

Head Coach: ADOLPH David George

NOT DRESSED:

30 GK FLETTE Dalyn Ross

No	Pos	Name
----	-----	------

4	D	McGOVERN Edward
7	D	SCHMIDT Connor
12	F	HARRIS Michael +A
15	F	MURPHY Sean
18	F	BODETTE Bobby +A
21	D	BENSON Tyler
23	D	YOUNG Jordan +C
9	F	JOHNSON Bryce
16	F	OLEN John
26	F	GREENBERG Jordan
5	D	SOLORZANO Emmanuel
14	D	JOSEPH Chris
10	F	BALENT Bill
17	F	BURKEMPER Chris
25	F	BREWSTER Samuel
8	D	ZERN Nicholas
11	F	KASCSAK John-Paul
19	F	BRESLIN Joey
20	F	HANNON Luke

Head Coach: BALBONI Scott

NOT DRESSED:

22 F BELONGER Ryan

LEGEND

D	Defence	F	Forward	No	Jersey number	Pos	Position
+A	Assistant captain	+C	Captain				



Graphical Line-ups

CAN - USA

Referee(s)

ANSONS Andris (LAT) , OSKIRKO Iurii (RUS)

Linesmen

HEINONEN Timo (FIN) , NYQVIST Anders (SWE)

Team: CAN - Canada (red)

Head Coach: ADOLPH David George

S1 31 HOLFELD Ryan Michael		
1 LAZARUK Kristopher Robert		
S3 22 CRAIGE Jesse Wade	S2 21 ROWLEY Jordan Thomas	
S6 25 KING Kevin Jarrett +A	S5 16 FOSTER Taylor Joseph	S4 12 HICKMOTT Jordan Lindsay
3 DELAHEY Matthew Kenneth +A		6 McFAULL Kendall
19 KOPER Levko Steven John	11 REDDICK Kruse Allan +C	10 COLLINS Christopher James
5 PAULSEN Luke Eric		4 CURRAN Kodie James
23 McCALLUM Craig	24 FIDDLER Tyler Wayne	26 CARTIER Cody Jessie
8 MANNING Neil Alton		15 FOWLIE Cody Joseph Allan
7 MAXWELL Stanley Mitchell	9 PEARCE Elgin James Milton	17 DEPAPE Jordan Matthew Orr

Team: USA - United States of America (white)

Head Coach: BALBONI Scott

S1 30 COOPER Matt		
1 OLEN Joseph		
S2 4 McGOVERN Edward	S3 7 SCHMIDT Connor	
S4 12 HARRIS Michael +A	S5 15 MURPHY Sean	S6 18 BODETTE Bobby +A
21 BENSON Tyler		23 YOUNG Jordan +C
16 OLEN John	9 JOHNSON Bryce	26 GREENBERG Jordan
14 JOSEPH Chris		5 SOLORZANO Emmanuel
17 BURKEMPER Chris	10 BALENT Bill	25 BREWSTER Samuel
		8 ZERN Nicholas
20 HANNON Luke	19 BRESLIN Joey	11 KASCSAK John-Paul

LEGEND

Sn Starting position

+A Assistant captain

+C Captain

Timing and Results provided by **TISSOT**



Game Summary

CAN - USA 4 - 0 (2 - 0, 0 - 0, 2 - 0)

Spectators	Referee(s)	Linesmen
4400	ANSONS Andris (LAT) , OSKIRKO Iurii (RUS)	HEINONEN Timo (FIN) , NYQVIST Anders (SWE)

Team Statistics

Period	Score	SVS	SOG	PIM	TPP	PPG	SHG
1	2 : 0	7 : 9	11 : 7	2 : 12	02:00 : 02:00	0 : 0	0 : 0
2	0 : 0	5 : 10	10 : 5	4 : 6	06:00 : 03:12	0 : 0	0 : 0
3	2 : 0	8 : 19	21 : 8	4 : 8	03:43 : 01:13	1 : 0	0 : 0
Total	4 : 0	20 : 38	42 : 20	10 : 26	11:43 : 06:25	1 : 0	0 : 0

1st Period

Action	Time	ET/Res	Team	Type	No	Name	(G)	Name of Assistant(s) / Action Description
GK	00:00		CAN		31	HOLFELD RM		- Goalkeeper in
GK	00:00		USA		30	COOPER M		- Goalkeeper in
Penalty	05:07	07:07	USA	2 min.	7	SCHMIDT C		- Checking to the Head and Neck Area
Penalty	05:07	17:07	USA	10 min.	7	SCHMIDT C		- Misconduct
Penalty	09:58	11:58	CAN	2 min.	9	PEARCE EJM		- Slashing
Goal	17:30	1 : 0	CAN	EQ	11	REDDICK KA	(3)	19 KOPER LSJ On Ice CAN 31 3 6 10 11 19 USA 30 4 8 10 17 25
Goal	18:44	2 : 0	CAN	EQ	7	MAXWELL SM	(1)	17 DEPAPE JMO On Ice CAN 31 7 9 17 21 22 USA 30 4 7 16 19 26

2nd Period

Action	Time	ET/Res	Team	Type	No	Name	(G)	Name of Assistant(s) / Action Description
Penalty	22:36	24:36	USA	2 min.	9	JOHNSON B		- Tripping
Penalty	25:15	27:15	USA	2 min.	19	BRESLIN J		- Interference
Penalty	28:47	30:47	CAN	2 min.	15	FOWLIE CJA		- High Sticking
Penalty	33:24	35:24	USA	2 min.	11	KASCSAK J		- Roughing
Penalty	38:48	40:48	CAN	2 min.	4	CURRAN KJ		- Delaying the Game

3rd Period

Action	Time	ET/Res	Team	Type	No	Name	(G)	Name of Assistant(s) / Action Description
Penalty	42:15	44:15	CAN	2 min.	21	ROWLEY JT		- Cross-Checking
Penalty	42:40	43:58	USA	2 min.	25	BREWSTER S		- Tripping
Penalty	43:40	45:40	USA	2 min.	14	JOSEPH C		- Holding an opponent
Goal	43:58	3 : 0	CAN	PP1	11	REDDICK KA	(4)	4 CURRAN KJ On Ice CAN 31 4 11 19 22 19 KOPER LSJ USA 30 4 5 10 *
Penalty	48:35	50:35	USA	2 min.	21	BENSON T		- Slashing
Penalty	51:42	53:42	USA	2 min.	18	BODETTE B		- Roughing
Penalty	51:42	53:42	CAN	2 min.	26	CARTIER CJ		- Roughing
Goal	59:38	4 : 0	CAN	EQ	11	REDDICK KA	(5)	19 KOPER LSJ On Ice CAN 31 3 6 11 17 19 17 DEPAPE JMO USA 30 5 9 14 16 26
GK	60:00		CAN					31 HOLFELD RM - Goalkeeper out
GK	60:00		USA					30 COOPER M - Goalkeeper out

Goalkeeper Records

Team : CAN - Canada

No	Name	SOG	SVS	MIP
31	HOLFELD Ryan Michael	20	20	60:00
1	LAZARUK Kristopher Robert			

Team : USA - United States of America

No	Name	SOG	SVS	MIP
30	COOPER Matt	42	38	60:00
1	OLEN Joseph			

Game Statistics

Team : CAN (red)



Head Coach : ADOLPH David George

No	Pos	Name	G	A	P	PIM	FO+	FO-	FO+/-	FO%	Shots on Goal					+/-
											1	2	3	OT	TS	
12	F	HICKMOTT Jordan Lindsay	0	0	0	0	0	0	0	0.00	2	0	2		4	0
16	F	FOSTER Taylor Joseph	0	0	0	0	17	6	11	73.91	0	0	3		3	0
21	D	ROWLEY Jordan Thomas	0	0	0	2	0	0	0	0.00	0	1	3		4	+1
22	D	CRAIGE Jesse Wade	0	0	0	0	0	0	0	0.00	2	1	1		4	+1
25	F	KING Kevin Jarrett +A	0	0	0	0	0	1	-1	0.00	0	1	1		2	0
3	D	DELAHEY Matthew Kenneth +A	0	0	0	0	0	0	0	0.00	0	0	0		0	+2
6	D	McFAULL Kendall	0	0	0	0	0	0	0	0.00	0	0	0		0	+2
10	F	COLLINS Christopher James	0	0	0	0	0	1	-1	0.00	0	1	0		1	+1
11	F	REDDICK Kruiise Allan +C	3	0	3	0	9	6	3	60.00	1	0	2		3	+2
19	F	KOPER Levko Steven John	0	3	3	0	2	0	2	100.00	2	0	1		3	+2
4	D	CURRAN Kodie James	0	1	1	2	0	0	0	0.00	0	1	1		2	0
5	D	PAULSEN Luke Eric	0	0	0	0	0	0	0	0.00	0	0	0		0	0
23	F	McCALLUM Craig	0	0	0	0	0	0	0	0.00	0	2	1		3	0
24	F	FIDDLER Tyler Wayne	0	0	0	0	11	6	5	64.71	0	1	0		1	0
26	F	CARTIER Cody Jessie	0	0	0	2	1	0	1	100.00	0	0	0		0	0
7	F	MAXWELL Stanley Mitchell	1	0	1	0	3	1	2	75.00	1	0	0		1	+1
8	D	MANNING Neil Alton	0	0	0	0	0	0	0	0.00	1	2	2		5	0
9	F	PEARCE Elgin James Milton	0	0	0	2	4	2	2	66.67	2	0	2		4	+1
15	F	FOWLIE Cody Joseph Allan	0	0	0	2	0	0	0	0.00	0	0	1		1	0
17	F	DEPAPE Jordan Matthew Orr	0	2	2	0	0	0	0	0.00	0	0	1		1	+2
1	GK	LAZARUK Kristopher Robert	0	0	0	0					0	0	0		0	
31	GK	HOLFELD Ryan Michael	0	0	0	0					0	0	0		0	
Total			4	6	10	10	47	23	24	67.14	11	10	21		42	

Team : USA (white)


Head Coach : BALBONI Scott

No	Pos	Name	G	A	P	PIM	FO+	FO-	FO+/-	FO%	Shots on Goal					+/-
											1	2	3	OT	TS	
4	D	McGOVERN Edward	0	0	0	0	0	0	0	0.00	0	0	1		1	-2
7	D	SCHMIDT Connor	0	0	0	12	0	0	0	0.00	1	0	0		1	-1
12	F	HARRIS Michael +A	0	0	0	0	1	0	1	100.00	0	0	0		0	0
15	F	MURPHY Sean	0	0	0	0	7	15	-8	31.82	0	0	0		0	0
18	F	BODETTE Bobby +A	0	0	0	2	0	1	-1	0.00	0	1	1		2	0
9	F	JOHNSON Bryce	0	0	0	2	6	5	1	54.55	1	0	0		1	-1
16	F	OLEN John	0	0	0	0	0	1	-1	0.00	0	0	1		1	-2
21	D	BENSON Tyler	0	0	0	2	0	0	0	0.00	0	1	0		1	0
23	D	YOUNG Jordan +C	0	0	0	0	0	0	0	0.00	1	0	1		2	0
26	F	GREENBERG Jordan	0	0	0	0	0	0	0	0.00	1	0	1		2	-2
5	D	SOLORZANO Emmanuel	0	0	0	0	0	0	0	0.00	0	0	0		0	-1
10	F	BALENT Bill	0	0	0	0	6	11	-5	35.29	0	0	0		0	-1
14	D	JOSEPH Chris	0	0	0	2	0	0	0	0.00	0	2	0		2	-1
17	F	BURKEMPER Chris	0	0	0	0	0	0	0	0.00	0	0	1		1	-1
25	F	BREWSTER Samuel	0	0	0	2	0	0	0	0.00	1	0	0		1	-1
8	D	ZERN Nicholas	0	0	0	0	0	0	0	0.00	1	0	0		1	-1
11	F	KASCSAK John-Paul	0	0	0	2	0	1	-1	0.00	1	1	1		3	0
19	F	BRESLIN Joey	0	0	0	2	3	12	-9	20.00	0	0	0		0	-1
20	F	HANNON Luke	0	0	0	0	0	1	-1	0.00	0	0	1		1	0
1	GK	OLEN Joseph	0	0	0	0					0	0	0		0	
30	GK	COOPER Matt	0	0	0	0					0	0	0		0	
Total			0	0	0	26	23	47	-24	32.86	7	5	8		20	



LEGEND

(G)	Goals in tournament	*	does not count for Plus/minus	+/-	Plus/minus net	+A	Assistant captain
+C	Captain	A	Assists	D	Defence	EQ	Equal strength
ET/Res	Penalty end time/Result of game	F	Forward	FO-	Face-offs lost	FO%	Face-offs won as percentage
FO+	Face-offs won	FO+/-	Face-offs net	G	Goals	GK	Goalkeeper
MIP	Minutes in play (GK)	No	Jersey number	OT	Overtime	P	Points
PIM	Penalties in minutes	Pos	Position	PP1	Power play - 1 player	PPG	Power play goals
SHG	Shorthanded goals	SOG	Shots on goal	SVS	Saves	TPP	Time on power play
TS	Total shots						

Timing and Results provided by  **TISSOT**




Shot Chart

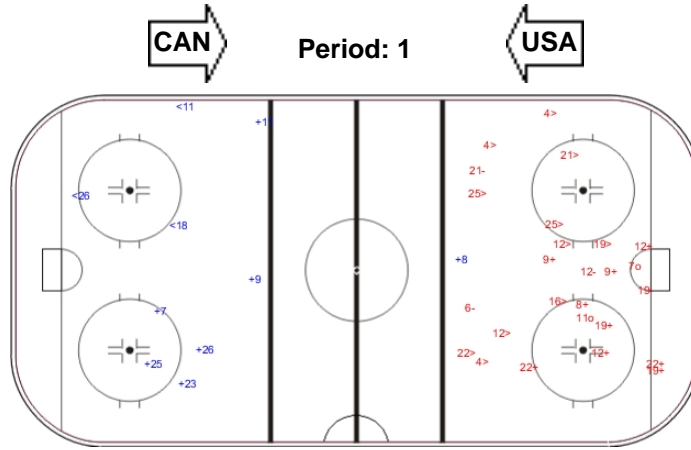
CAN - USA

Shots by USA

Goals (o): 0 SSG (+): 7
SSP (-): 3 SPG (-): 0

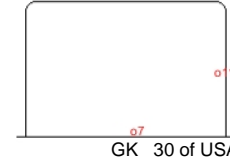


GK 31 of CAN



Shots by CAN

Goals (o): 2 SSG (+): 9
SSP (>): 11 SPG (-): 4



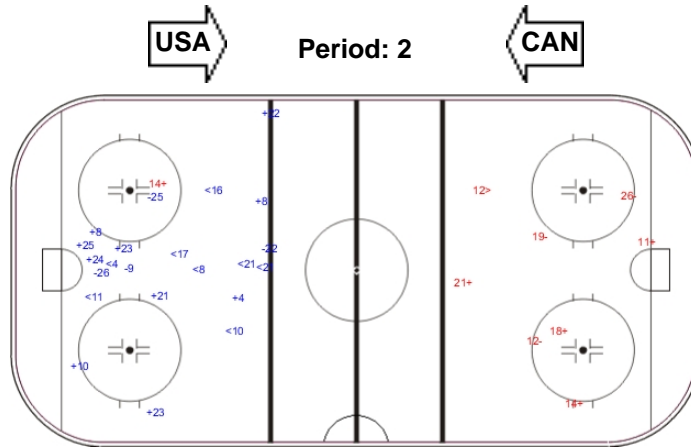
GK 30 of USA

Shots by CAN

Goals (o): 0 SSG (+): 10
SSP (<): 8 SPG (-): 4



GK 30 of USA



Shots by USA

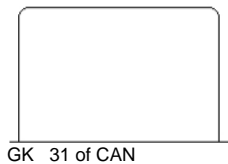
Goals (o): 0 SSG (+): 5
SSP (>): 1 SPG (-): 3



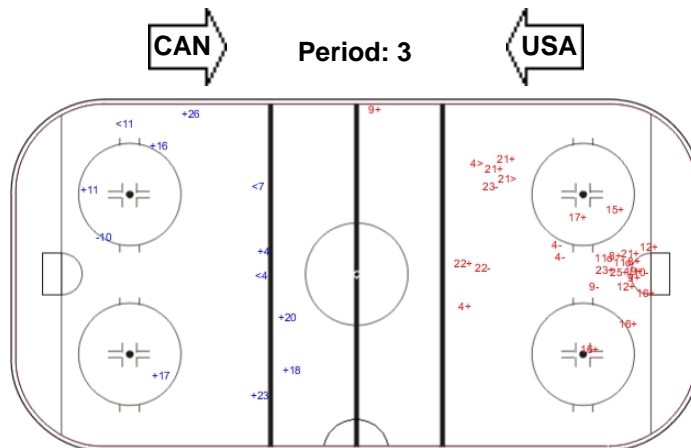
GK 31 of CAN

Shots by USA

Goals (o): 0 SSG (+): 8
SSP (<): 3 SPG (-): 1

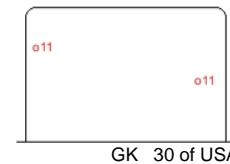


GK 31 of CAN



Shots by CAN

Goals (o): 2 SSG (+): 19
SSP (>): 2 SPG (-): 6



GK 30 of USA

LEGEND

GK Goalkeeper **SPG** Shots past goal **SSG** Shots saved by goalkeeper **SSP** Shots saved by player

Timing and Results provided by **TISSOT**



Face-off Chart

CAN - USA

PERIOD 1

	CAN		USA		CAN		USA		
	Def. zone	Att. zone	Neutral zone		Att. zone	Def. zone			
	+ 11	- 10	+ 16	- 15	+ 16	- 10			Total wins all zones
	+ 16	- 19	- 11	+ 10	+ 11	- 19			
	+ 16	- 10	- 24	+ 15	+ 24	- 15			
	+ 19	- 16	+ 9	- 20	+ 16	- 19			
	- 11	+ 9	+ 24	- 19	- 24	+ 9			
			+ 16	- 15	+ 16	- 19			
			+ 24	- 19	+ 16	- 15			
			- 16	+ 15	+ 11	- 10			
					+ 11	- 10			
					+ 11	- 10			
Total wins / period	4 / 80%	1 / 20%	5 / 63%	3 / 37%	9 / 90%	1 / 10%	Total wins all zones		
							CAN	USA	
							18 / 78%	5 / 22%	

PERIOD 2

	CAN		USA		CAN		USA		
	Def. zone	Att. zone	Neutral zone		Att. zone	Def. zone			
	+ 26	- 19	+ 16	- 15	- 11	+ 19			Total wins all zones
	- 11	+ 12	+ 24	- 9	+ 16	- 10			
	- 16	+ 15	+ 24	- 9	- 16	+ 15			
	- 9	+ 10	+ 7	- 15	+ 11	- 10			
	+ 9	- 10			+ 7	- 15			
	+ 24	- 15			+ 7	- 15			
	- 24	+ 9			+ 16	- 9			
					+ 11	- 19			
					+ 16	- 10			
					- 7	+ 15			
Total wins / period	3 / 43%	4 / 57%	4 / 100%	0 / 0%	7 / 64%	4 / 36%	Total wins all zones		
							CAN	USA	
							14 / 64%	8 / 36%	

PERIOD 3

	CAN		USA		CAN		USA		
	Def. zone	Att. zone	Neutral zone		Att. zone	Def. zone			
	+ 9	- 19	- 25	+ 15	- 16	+ 9			Total wins all zones
	- 24	+ 10	+ 24	- 15	+ 11	- 10			
	+ 24	- 15	- 9	+ 19	- 16	+ 19			
	+ 9	- 15	+ 24	- 15	+ 24	- 11			
	- 10	+ 10	+ 16	- 15	- 11	+ 10			
	- 24	+ 10	+ 16	- 15	+ 16	- 18			
			- 16	+ 15	+ 16	- 19			
			+ 19	- 9	- 11	+ 9			
			+ 16	- 9					
			+ 11	- 19					
Total wins / period	3 / 50%	3 / 50%	8 / 73%	3 / 27%	4 / 50%	4 / 50%	Total wins all zones		
							CAN	USA	
							15 / 60%	10 / 40%	



TOTAL

Total wins / game	CAN		USA		CAN		USA		Total wins all zones	
	Def. zone	Att. zone	Neutral zone	Neutral zone	Att. zone	Def. zone	Att. zone	Def. zone	CAN	USA
	10 / 56%	8 / 44%	17 / 74%	6 / 26%	20 / 69%	9 / 31%	47 / 67%	23 / 33%		



HEAD TO HEAD

	USA										Tot	wins CAN	Dz	Nz	Az
	No.	9	10	11	12	15	16	18	19	20					
CAN	7					3 - 1					4	3 75%		1 100%	2 67%
	9		1 - 1			1 - 0			1 - 1	1 - 0	6	4 67%	3 75%	1 50%	
	10		0 - 1								1	0 0%	0 0%		
	11	0 - 2	6 - 2		0 - 1				3 - 1		15	9 60%	1 33%	1 50%	7 70%
	16	2 - 1	4 - 0			6 - 4		1 - 0	4 - 1		23	17 74%	2 67%	6 75%	9 75%
	19	1 - 0					1 - 0				2	2 100%	1 100%	1 100%	
	24	2 - 3	0 - 2	1 - 0		5 - 1			3 - 0		17	11 65%	2 40%	7 88%	2 50%
	25					0 - 1					1	0 0%		0 0%	
	26								1 - 0		1	1 100%	1 100%		
Tot	11	17	1	1	22	1	1	15	1	70	47 67%	10 56%	17 74%	20 69%	
wins USA	6 55%	6 35%	0 0%	1 100%	7 32%	0 0%	0 0%	3 20%	0 0%	23 33%					
Dz	4 80%	1 11%	0 0%		2 33%		0 0%	2 29%		9 31%					
Nz	0 0%	1 100%			4 33%			1 20%	0 0%	6 26%					
Az	2 100%	4 57%		1 100%	1 25%	0 0%		0 0%		8 44%					

LEGEND

Az Attacking zone **Dz** Defending zone **Nz** Neutral zone **Tot** Total face-offs played

Timing and Results provided by **TISSOT**



Game Roster

KAZ - JPN

Referee(s)

HEIKKINEN Lassi (FIN) , HORAK Tomas (CZE)

Linesmen

LIU Ren (CHN) , PARK Jun Soo (KOR)

Goalkeepers

Team: KAZ

No	Name	GP	MIP	GA	SVS	SOG	SVS%	GAA
1	KUDRYAVTSEV Sergey	0	00:00	0	0	0	0.00	0.00
20	SMOLNIKOV Mikhail	2	125:00	5	51	56	91.07	2.40
25	GRYAZNOV Maxim	2	00:00	0	0	0	0.00	0.00

Team Roster

Team: KAZ (blue)

No	Pos	Name	GP	G	A	PTS	PIM	+/-
1	GK	KUDRYAVTSEV Sergey	0	0	0	0	0	
2	D	GOROZHANINOV Ilya	2	0	0	0	2	+1
3	D	IVASHIN Viktor	2	0	0	0	0	+2
4	D	GULYAKOV Ilya	2	0	0	0	0	+1
5	D	ISHMAMETYEV Alexey	2	0	0	0	2	-2
6	D	AKHMETOV Daniyar +C	2	0	0	0	4	-1
7	F	POPOVICH Yulian	2	0	1	1	0	0
8	F	ZYATKOV Pavel	2	1	0	1	2	+1
9	F	NESTEROV German	2	1	1	2	0	0
10	D	GREBENCHSHIKOV Vladimir	2	0	0	0	0	+1
11	D	KENBAYEV Daulet	2	1	0	1	2	-1
12	F	ANTSIFEROV Alexey	2	0	1	1	0	-1
14	F	VOLOGODSKIY Alexandr	2	0	0	0	0	+1
16	F	SAFIN Renat	2	1	0	1	2	+1
17	F	YELAKOV Vladislav	2	0	0	0	2	0
18	D	KURSHUK Alexandr +A	2	0	0	0	2	-1
19	F	BELGIBAYEV Nursultan +A	2	0	0	0	0	+1
20	GK	SMOLNIKOV Mikhail	2	0	0	0	0	
21	F	MAZULA Eduard	0	0	0	0	0	0
22	F	KACHULIN Mikhail	2	0	1	1	0	0
23	F	KOVZALOV Ilya	2	1	0	1	0	+1
24	F	FEDOSSENKO Vyacheslav	2	0	1	1	0	+1
25	GK	GRYAZNOV Maxim	2	0	0	0	0	

Head Coach: STARYGIN Sergey

Team: JPN

No	Name	GP	MIP	GA	SVS	SOG	SVS%	GAA
1	HITOMI Shun	3	60:00	2	50	52	96.15	2.00
25	ONODA Takuto	3	119:08	6	39	45	86.67	3.02


Team: JPN (white)

No	Pos	Name	GP	G	A	PTS	PIM	+/-
1	GK	HITOMI Shun	3	0	0	0	0	
2	D	HORIUCHI Itaru	3	0	2	2	4	0
4	D	MATSUKANE Kenta	3	0	3	3	0	+2
5	D	KATO Shinnosuke	3	0	0	0	4	+2
6	D	OHBA Dai	3	0	1	1	0	+2
7	D	YOKOYAMA Yoshiya	3	0	0	0	2	+2
8	F	OMUKU Maito	3	1	4	5	2	+1
9	F	ECHIGO Tomoya +A	3	0	1	1	0	0
11	F	OTSU Kosuke	3	0	2	2	29	0
12	D	KOIZUMI Kazunari	3	0	1	1	2	+3
13	F	HITOSATO Shigeki	3	0	0	0	0	+2
14	F	TANAKA Kentaro +A	3	0	2	2	2	-1
15	F	KONNO Tomohiro	3	2	1	3	0	+4
16	F	TATEDA Shun	3	1	0	1	0	0
18	F	FURUHASHI Makuru	3	4	2	6	4	+4
19	F	NAKAJIMA Shogo	3	0	0	0	2	+2
21	F	SUZUKI Kento	3	0	0	0	6	0
22	F	KAWAMURA Kazuki	3	3	0	3	2	-1
23	F	IKEDA Ikki	3	4	1	5	2	+4
24	D	SATOH Hikaru +C	3	2	3	5	2	+2
25	GK	ONODA Takuto	3	0	0	0	0	

Head Coach: MAHON Mark

LEGEND

A Assists	D Defence	F Forward	G Goals
GA Goals against	GAA Goals against as average per 60 minutes	GK Goalkeeper	GP Games played
MIP Minutes and seconds played	No Jersey number	PIM Penalties in minutes	Pos Position
PTS Points	SOG Shots on goal	SVS Saves	SVS% Saves in percentage
+/- Plus/minus net	+A Assistant captain	+C Captain	

Timing and Results provided by  TISSOT



Line-ups

KAZ - JPN

Referee(s)

HEIKKINEN Lassi (FIN) , HORAK Tomas (CZE)

Linesmen

LIU Ren (CHN) , PARK Jun Soo (KOR)

Goalkeepers

Team: KAZ

No	Name
----	------

20	SMOLNIKOV Mikhail
1	KUDRYAVTSEV Sergey

Team Line-ups

Team: KAZ (blue)

No	Pos	Name
----	-----	------

4	D	GULYAKOV Ilya
18	D	KURSHUK Alexandr +A
8	F	ZYATKOV Pavel
22	F	KACHULIN Mikhail
23	F	KOVZALOV Ilya
5	D	ISHMAMETYEV Alexey
6	D	AKHMETOV Daniyar +C
9	F	NESTEROV German
16	F	SAFIN Renat
17	F	YELAKOV Vladislav
10	D	GREBENCHSHIKOV Vladimir
11	D	KENBAYEV Daulet
7	F	POPOVICH Yulian
12	F	ANTSIFEROV Alexey
19	F	BELGIBAYEV Nursultan +A
2	D	GOROZHANINOV Ilya
3	D	IVASHIN Viktor
14	F	VOLOGODSKIY Alexandr
24	F	FEDOSSENKO Vyacheslav

Head Coach: STARYGIN Sergey

NOT DRESSED:

21	F	MAZULA Eduard
25	GK	GRYAZNOV Maxim

Team: JPN

No	Name
----	------

1	HITOMI Shun
25	ONODA Takuto

Team: JPN (white)


No	Pos	Name
----	-----	------

4	D	MATSUKANE Kenta
24	D	SATOH Hikaru +C
8	F	OMUKU Maito
11	F	OTSU Kosuke
22	F	KAWAMURA Kazuki
7	D	YOKOYAMA Yoshiya
12	D	KOIZUMI Kazunari
9	F	ECHIGO Tomoya +A
16	F	TATEDA Shun
19	F	NAKAJIMA Shogo
2	D	HORIUCHI Itaru
5	D	KATO Shinnosuke
13	F	HITOSATO Shigeki
15	F	KONNO Tomohiro
18	F	FURUHASHI Makuru
6	D	OHBA Dai
14	F	TANAKA Kentaro +A
21	F	SUZUKI Kento
23	F	IKEDA Ikki

Head Coach: MAHON Mark

LEGEND

D	Defence	F	Forward	No	Jersey number	Pos	Position
+A	Assistant captain	+C	Captain				

Timing and Results provided by  TISSOT



Graphical Line-ups

KAZ - JPN

Referee(s)

HEIKKINEN Lassi (FIN) , HORAK Tomas (CZE)

Linesmen

LIU Ren (CHN) , PARK Jun Soo (KOR)

Team: KAZ - Kazakhstan (blue)

Head Coach: STARYGIN Sergey

S1 20 SMOLNIKOV Mikhail		
1 KUDRYAVTSEV Sergey		
S2 4 GULYAKOV Ilya	S3 18 KURSHUK Alexandr +A	
S4 8 ZYATKOV Pavel	S6 23 KOVZALOV Ilya	S5 22 KACHULIN Mikhail
5 ISHMAMETYEY Alexey		6 AKHMETOV Daniyar +C
16 SAFIN Renat	17 YELAKOV Vladislav	9 NESTEROV German
10 GREBENCHSHIKOV Vladimir		11 KENBAYEV Dautlet
7 POPOVICH Yulian	12 ANTSIFEROV Alexey	19 BELGIBAYEV Nursultan +A
2 GOROZHANINOV Ilya		3 IVASHIN Viktor
14 VOLOGODSKIY Alexandr	24 FEDOSSENKO Vyacheslav	

Team: JPN - Japan (white)

Head Coach: MAHON Mark

S1 1 HITOMI Shun		
25 ONODA Takuto		
S3 24 SATOH Hikaru +C	S2 4 MATSUKANE Kenta	
S5 11 OTSU Kosuke	S4 8 OMIKU Maito	S6 22 KAWAMURA Kazuki
7 YOKOYAMA Yoshiya		12 KOIZUMI Kazunari
19 NAKAJIMA Shogo	9 ECHIGO Tomoya +A	16 TATEDA Shun
2 HORIUCHI Itaru		5 KATO Shinnosuke
15 KONNO Tomohiro	18 FURUHASHI Makuru	13 HITOSATO Shigeki
6 OHBA Dai		
21 SUZUKI Kento	14 TANAKA Kentaro +A	23 IKEDA Ikki

LEGEND

Sn Starting position

+A Assistant captain

+C Captain

Timing and Results provided by **TISSOT**



Game Summary

KAZ - JPN 4 - 1 (2 - 0 , 0 - 1 , 2 - 0)

Spectators	Referee(s)	Linesmen
300	HEIKKINEN Lassi (FIN) , HORAK Tomas (CZE)	LIU Ren (CHN) , PARK Jun Soo (KOR)

Team Statistics

Period	Score	SVS	SOG	PIM	TPP	PPG	SHG
1	2 : 0	5 : 9	11 : 5	2 : 10	06:02 : 00:00	1 : 0	0 : 0
2	0 : 1	10 : 6	6 : 11	6 : 2	00:00 : 04:00	0 : 0	0 : 0
3	2 : 0	7 : 9	11 : 7	25 : 16	06:00 : 03:41	0 : 0	1 : 0
Total	4 : 1	22 : 24	28 : 23	33 : 28	12:02 : 07:41	1 : 0	1 : 0

1st Period

Action	Time	ET/Res	Team	Type	No	Name	(G)	Name of Assistant(s) / Action Description
GK	00:00		KAZ		20	SMOLNIKOV M		- Goalkeeper in
GK	00:00		JPN		1	HITOMI S		- Goalkeeper in
Penalty	03:58	05:58	KAZ	2 min.	17	YELAKOV V		- Cross-Checking
Penalty	03:58	05:58	JPN	2 min.	9	ECHIGO T		- Holding the Stick
Penalty	05:44	07:44	JPN	2 min.	12	KOIZUMI K		- Hooking
Penalty	05:46	07:46	JPN	2 min.	18	FURUHASHI M		- Delaying the Game / start serving at 05:58
Goal	07:46	1 : 0	KAZ	PP1	7	POPOVICH Y	(1)	19 BELGIBAYEV N On Ice KAZ 20 7 10 11 12 19 * 11 KENBAYEV D JPN 1 2 7 8 12
Goal	10:10	2 : 0	KAZ	EQ	22	KACHULIN M	(1)	8 ZYATKOV P On Ice KAZ 20 4 8 18 22 23 4 GULYAKOV I JPN 1 2 5 13 15 18
Penalty	13:14		KAZ	PS	18	KURSHUK A		- Hooking
PS.miss	13:14		JPN	PS	18	FURUHASHI M	(4)	
Penalty	13:30	15:30	JPN	2 min.	7	YOKOYAMA Y		- Slashing
Penalty	17:19	19:19	JPN	2 min.	23	IKEDA I		- High Sticking

2nd Period

Action	Time	ET/Res	Team	Type	No	Name	(G)	Name of Assistant(s) / Action Description
Penalty	21:18	23:18	KAZ	2 min.	6	AKHMETOV D		- Holding an opponent
Penalty	22:56	24:56	JPN	2 min.	8	OMUKU M		- Hooking
Penalty	22:56	24:56	KAZ	2 min.	4	GULYAKOV I		- Unsportsmanlike Conduct
Goal	26:52	2 : 1	JPN	EQ	16	TATEDA S	(2)	9 ECHIGO T On Ice KAZ 20 7 10 11 12 19 JPN 1 2 6 9 16 19
Penalty	27:56	29:56	KAZ	2 min.	24	FEDOSSENKO V		- Interference

3rd Period

Action	Time	ET/Res	Team	Type	No	Name	(G)	Name of Assistant(s) / Action Description
Penalty	41:05	43:05	JPN	2 min.	13	HITOSATO S		- Checking to the Head and Neck Area
Penalty	41:05	53:05	JPN	10 min.	13	HITOSATO S		- Misconduct
Penalty	43:25	45:25	JPN	2 min.	21	SUZUKI K		- Slashing
Goal	46:17	3 : 1	KAZ	EQ	17	YELAKOV V	(1)	6 AKHMETOV D On Ice KAZ 20 5 6 9 17 24 JPN 1 4 15 18 23 24
Penalty	52:40	54:40	JPN	2 min.	24	SATOH H		- Boarding
Penalty	56:19	60:00	KAZ	5 min.	5	ISHMAMETYEV A		- Spearing / Served by: 16 SAFIN R
Penalty	56:19	60:00	KAZ	20 min.	5	ISHMAMETYEV A		- Game Misconduct Penalty
GK	58:00		JPN					1 HITOMI S - Goalkeeper out
Time-out	58:01		JPN					
Goal	58:55	4 : 1	KAZ	SH1 ENG	10	GREBENCHSHIKOV V	(1)	On Ice KAZ 20 10 11 12 19 JPN 2 7 9 14 16 19
GK	58:55		JPN		1	HITOMI S		- Goalkeeper in
GK	60:00		KAZ					20 SMOLNIKOV M - Goalkeeper out
GK	60:00		JPN					1 HITOMI S - Goalkeeper out



Goalkeeper Records

Team : KAZ - Kazakhstan

Team : JPN - Japan

No	Name	SOG	SVS	MIP
20	SMOLNIKOV Mikhail	23	22	60:00
1	KUDRYAVTSEV Sergey			

No	Name	SOG	SVS	MIP
1	HITOMI Shun	27	24	59:05
25	ONODA Takuto			

Game Statistics

Team : KAZ (blue)

Head Coach : STARYGIN Sergey

No	Pos	Name	G	A	P	PIM	FO+	FO-	FO+/-	FO%	Shots on Goal					+/-
											1	2	3	OT	TS	
4	D	GULYAKOV Ilya	0	1	1	2	0	0	0	0.00	1	2	0		3	+1
8	F	ZYATKOV Pavel	0	1	1	0	4	2	2	66.67	2	1	0		3	+1
18	D	KURSHUK Alexandr +A	0	0	0	0	0	0	0	0.00	0	1	0		1	+1
22	F	KACHULIN Mikhail	1	0	1	0	1	0	1	100.00	1	2	2		5	+1
23	F	KOVZALOV Ilya	0	0	0	0	7	12	-5	36.84	0	0	1		1	+1
5	D	ISHMAMETYEY Alexey	0	0	0	25	0	0	0	0.00	1	0	0		1	+1
6	D	AKHMETOV Daniyar +C	0	1	1	2	0	0	0	0.00	0	0	0		0	+1
9	F	NESTEROV German	0	0	0	0	1	0	1	100.00	0	0	0		0	+1
16	F	SAFIN Renat	0	0	0	0	0	0	0	0.00	1	0	0		1	0
17	F	YELAKOV Vladislav	1	0	1	2	6	7	-1	46.15	0	0	2		2	+1
7	F	POPOVICH Yulian	1	0	1	0	0	1	-1	0.00	3	0	1		4	-1
10	D	GREBENCHSHIKOV Vladimir	1	0	1	0	0	0	0	0.00	1	0	1		2	0
11	D	KENBAYEV Daulet	0	1	1	0	1	0	1	100.00	1	0	0		1	0
12	F	ANTSIFEROV Alexey	0	0	0	0	6	10	-4	37.50	0	0	2		2	0
19	F	BELGIBAYEV Nursultan +A	0	1	1	0	0	0	0	0.00	0	0	1		1	0
2	D	GOROZHANINOV Ilya	0	0	0	0	0	0	0	0.00	0	0	0		0	0
3	D	IVASHIN Viktor	0	0	0	0	0	0	0	0.00	0	0	0		0	0
14	F	VOLOGODSKIY Alexandr	0	0	0	0	0	1	-1	0.00	0	0	0		0	0
24	F	FEDOSSENKO Vyacheslav	0	0	0	2	1	0	1	100.00	0	0	1		1	+1
1	GK	KUDRYAVTSEV Sergey	0	0	0	0					0	0	0		0	
20	GK	SMOLNIKOV Mikhail	0	0	0	0					0	0	0		0	
Total			4	5	9	33	27	33	-6	45.00	11	6	11		28	

Team : JPN (white)

Head Coach : MAHON Mark


No	Pos	Name	G	A	P	PIM	FO+	FO-	FO+/-	FO%	Shots on Goal					+/-
											1	2	3	OT	TS	
4	D	MATSUKANE Kenta	0	0	0	0	0	0	0	0.00	0	2	0		2	-1
8	F	OMUKU Maito	0	0	0	2	11	5	6	68.75	1	0	0		1	0
11	F	OTSU Kosuke	0	0	0	0	0	0	0	0.00	0	1	1		2	0
22	F	KAWAMURA Kazuki	0	0	0	0	2	1	1	66.67	0	1	0		1	0
24	D	SATOH Hikaru +C	0	0	0	2	0	0	0	0.00	0	1	0		1	-1
7	D	YOKOYAMA Yoshiya	0	0	0	2	0	0	0	0.00	0	0	1		1	-1
9	F	ECHIGO Tomoya +A	0	1	1	2	4	4	0	50.00	0	0	0		0	0
12	D	KOIZUMI Kazunari	0	0	0	2	0	0	0	0.00	0	0	0		0	0
16	F	TATEDA Shun	1	0	1	0	2	2	0	50.00	0	1	0		1	0
19	F	NAKAJIMA Shogo	0	0	0	0	1	0	1	100.00	1	1	2		4	0
2	D	HORIUCHI Itaru	0	0	0	0	0	0	0	0.00	0	0	1		1	-1
5	D	KATO Shinnosuke	0	0	0	0	0	0	0	0.00	0	0	0		0	-1
13	F	HITOSATO Shigeki	0	0	0	12	0	0	0	0.00	0	1	0		1	-1
15	F	KONNO Tomohiro	0	0	0	0	0	0	0	0.00	1	0	1		2	-2
18	F	FURUHASHI Makuru	0	0	0	2	7	7	0	50.00	2	2	0		4	-2
6	D	OHBA Dai	0	0	0	0	0	0	0	0.00	0	0	0		0	+1
14	F	TANAKA Kentaro +A	0	0	0	0	6	8	-2	42.86	0	0	0		0	-1
21	F	SUZUKI Kento	0	0	0	2	0	0	0	0.00	0	1	0		1	0
23	F	IKEDA Ikki	0	0	0	2	0	0	0	0.00	0	0	1		1	-1
1	GK	HITOMI Shun	0	0	0	0					0	0	0		0	
25	GK	ONODA Takuto	0	0	0	0					0	0	0		0	
Total			1	1	2	28	33	27	6	55.00	5	11	7		23	

Timing and Results provided by  TISSOT



LEGEND

(G) Goals in tournament	*	does not count for Plus/minus	+/-	Plus/minus net	+A	Assistant captain
+C Captain	A	Assists	D	Defence	ENG	Empty net goal
EQ Equal strength	ET/Res	Penalty end time/Result of game	F	Forward	FO-	Face-offs lost
FO% Face-offs won as percentage	FO+	Face-offs won	FO+/-	Face-offs net	G	Goals
GK Goalkeeper	MIP	Minutes in play (GK)	No	Jersey number	OT	Overtime
P Points	PIM	Penalties in minutes	Pos	Position	PP1	Power play - 1 player
PPG Power play goals	PS	Penalty shot	SH1	Shorthanded - 1 player	SHG	Shorthanded goals
SOG Shots on goal	SVS	Saves	TPP	Time on power play	TS	Total shots

Timing and Results provided by  **TISSOT**



Shot Chart

KAZ - JPN

Shots by JPN

Goals (o): 0 SSG (+): 5
SSP (-): 1 SPG (-): 2



GK 20 of KAZ

Shots by KAZ

Goals (o): 0 SSG (+): 6
SSP (-): 3 SPG (-): 2



GK 1 of JPN

Shots by JPN

Goals (o): 0 SSG (+): 7
SSP (-): 2 SPG (-): 3



GK 20 of KAZ

Shots by KAZ

Goals (o): 2 SSG (+): 9
SSP (-): 7 SPG (-): 6



GK 1 of JPN

Shots by JPN


Goals (o): 1 SSG (+): 10
SSP (-): 6 SPG (-): 2



GK 20 of KAZ

Shots by KAZ

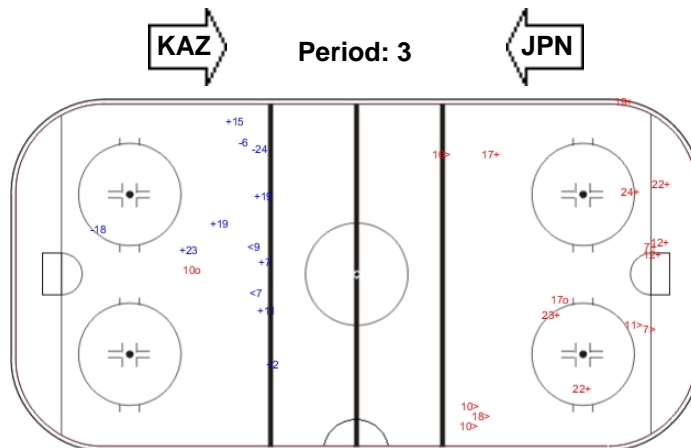
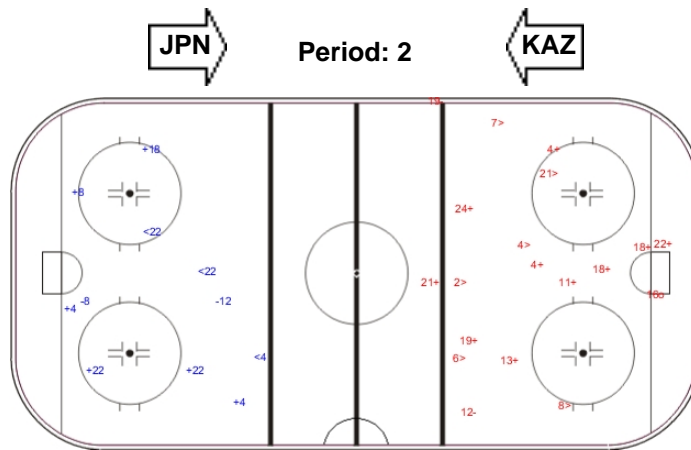
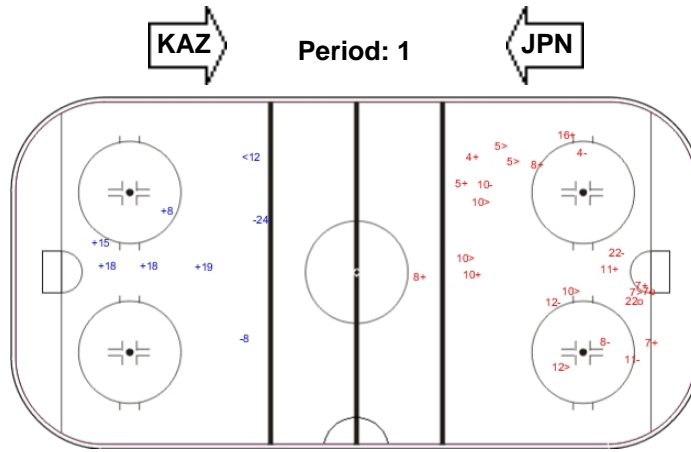
Goals (o): 2 SSG (+): 9
SSP (-): 6 SPG (-): 0



GK 1 of JPN



ENG



LEGEND

ENG Empty net goal GK Goalkeeper SPG Shots past goal SSG Shots saved by goalkeeper SSP Shots saved by player

Timing and Results provided by **TISSOT**



Face-off Chart

KAZ - JPN

PERIOD 1

KAZ		JPN		KAZ		JPN		KAZ		JPN		Total wins all zones	
Def. zone	Att. zone	Neutral zone		Att. zone	Def. zone	Neutral zone		Att. zone	Def. zone	Neutral zone		KAZ	JPN
+ 11	- 9	- 23	+ 8	- 23	+ 8	- 23	+ 8	- 23	+ 8	- 23	+ 8	12 / 63%	7 / 37%
+ 9	- 18	- 12	+ 18	- 23	+ 18	- 12	+ 18	- 23	+ 18	- 23	+ 18		
+ 12	- 8	+ 17	- 9	- 23	+ 8	+ 17	- 9	- 23	+ 8	- 23	+ 8		
+ 23	- 14	+ 22	- 18	+ 12	- 8	+ 22	- 18	+ 12	- 8	+ 12	- 8		
		- 12	+ 8	+ 23	- 16	- 12	+ 8	+ 23	- 16	+ 23	- 16		
		+ 8	- 22	+ 17	- 14	+ 8	- 22	+ 17	- 14	+ 17	- 14		
				- 12	+ 18			- 12	+ 18	- 12	+ 18		
				+ 12	- 14			+ 12	- 14	+ 12	- 14		
				+ 8	- 9			+ 8	- 9	+ 8	- 9		
Total wins / period	4 / 100%	0 / 0%		3 / 50%	3 / 50%			5 / 56%	4 / 44%				

PERIOD 2

KAZ		JPN		KAZ		JPN		KAZ		JPN		Total wins all zones	
Def. zone	Att. zone	Neutral zone		Att. zone	Def. zone	Neutral zone		Att. zone	Def. zone	Neutral zone		KAZ	JPN
+ 23	- 16	+ 23	- 8	+ 23	- 18	+ 23	- 8	+ 23	- 18	+ 23	- 18	7 / 35%	13 / 65%
- 17	+ 9	+ 12	- 14	+ 12	- 14	+ 12	- 14	+ 12	- 14	+ 12	- 14		
- 12	+ 18	- 17	+ 8	- 23	+ 9	- 17	+ 8	- 23	+ 9	- 23	+ 9		
- 23	+ 16	- 12	+ 18	- 12	+ 14	- 12	+ 18	- 12	+ 14	- 12	+ 14		
- 12	+ 19	- 17	+ 8	- 17	+ 14	- 17	+ 8	- 17	+ 14	- 17	+ 14		
- 14	+ 14	+ 24	- 8			+ 24	- 8						
- 23	+ 16												
+ 17	- 18												
- 23	+ 8												
Total wins / period	2 / 22%	7 / 78%		3 / 50%	3 / 50%			2 / 40%	3 / 60%				

PERIOD 3

KAZ		JPN		KAZ		JPN		KAZ		JPN		Total wins all zones	
Def. zone	Att. zone	Neutral zone		Att. zone	Def. zone	Neutral zone		Att. zone	Def. zone	Neutral zone		KAZ	JPN
+ 17	- 18	- 8	+ 8	- 12	+ 9	- 8	+ 8	- 12	+ 9	- 12	+ 9	8 / 38%	13 / 62%
- 23	+ 9	+ 17	- 18	- 8	+ 8	+ 17	- 18	- 8	+ 8	+ 17	- 18		
- 17	+ 14	- 23	+ 8	- 17	+ 8	- 23	+ 8	- 17	+ 8	- 17	+ 8		
- 23	+ 22	+ 17	- 14	+ 23	- 9	+ 17	- 14	+ 23	- 9	+ 23	- 9		
- 23	+ 22	+ 8	- 8	+ 12	- 14	+ 8	- 8	+ 12	- 14	+ 12	- 14		
+ 8	- 14	- 17	+ 18	+ 23	- 18	- 17	+ 18	+ 23	- 18	+ 23	- 18		
- 12	+ 14			- 12	+ 14			- 12	+ 14	- 12	+ 14		
- 7	+ 18												
Total wins / period	2 / 25%	6 / 75%		3 / 50%	3 / 50%			3 / 43%	4 / 57%				

TOTAL



	KAZ		JPN		KAZ		JPN		Total wins all zones	
	Def. zone	Att. zone	Neutral zone		Att. zone	Def. zone	KAZ	JPN		
Total wins / game	8 / 38%	13 / 62%	9 / 50%	9 / 50%	10 / 48%	11 / 52%	27 / 45%	33 / 55%		




HEAD TO HEAD

	JPN							Tot	wins KAZ	Dz	Nz	Az	
	No.	8	9	14	16	18	19						22
KAZ	7					0 - 1			1	0 0%	0 0%		
	8	1 - 2	1 - 0	1 - 0				1 - 0	6	4 67%	1 100%	2 67%	1 50%
	9					1 - 0			1	1 100%	1 100%		
	11		1 - 0						1	1 100%	1 100%		
	12	2 - 1	0 - 1	4 - 3		0 - 4	0 - 1		16	6 38%	1 25%	1 25%	4 50%
	14			0 - 1					1	0 0%	0 0%		
	17	0 - 3	1 - 1	2 - 2		3 - 1			13	6 46%	2 50%	3 50%	1 33%
	22					1 - 0			1	1 100%		1 100%	
	23	1 - 5	1 - 2	1 - 0	2 - 2	2 - 1		0 - 2	19	7 37%	2 25%	1 33%	4 50%
	24	1 - 0							1	1 100%		1 100%	
Tot	16	8	14	4	14	1	3	60	27 45%	8 38%	9 50%	10 48%	
wins JPN	11 69%	4 50%	6 43%	2 50%	7 50%	1 100%	2 67%	33 55%					
Dz	4 80%	2 50%	3 43%	0 0%	2 50%			11 52%					
Nz	6 67%	0 0%	0 0%		3 60%		0 0%	9 50%					
Az	1 50%	2 67%	3 60%	2 67%	2 40%	1 100%	2 100%	13 62%					

LEGEND

Az Attacking zone **Dz** Defending zone **Nz** Neutral zone **Tot** Total face-offs played

Timing and Results provided by  TISSOT



Tournament Progress

As of SAT 14 FEB 2015

Game	Group	Date	Time	Teams	Results	1	2	3	OT	GWS	Venue
23		THU 12 FEB	13:30	SWE - ESP	5 - 1	2 - 1	3 - 0	0 - 0			Granada Sport Palace
26		FRI 13 FEB	13:30	ESP - CHN	8 - 2	1 - 0	4 - 1	3 - 1			Granada Sport Palace
31		SAT 14 FEB	11:00	CHN - SWE	0 - 4	0 - 2	0 - 0	0 - 2			Mulhacen Pavilion


Rank (GR)	Team	GP	W	OTW	OTL	L	GDF	GF:GA	PTS
1	SWE	2	2	0	0	0	+8	9 : 1	6
2	ESP	2	1	0	0	1	+2	9 : 7	3
3	CHN	2	0	0	0	2	-10	2 : 12	0

NOTE

Rank within each group (GR) is based on points. For tie-break rules and explanation of the criteria for final standings at the completion of the preliminary round see 'Competition Format and Rules'.

LEGEND

1 1st period	2 2nd period	3 3rd period	GA Goals against	GDF Goal difference
GF Goals for	GP Games played	GR Group rank	GWS Game winning shot	L Losses
nd Final rank for preliminary round	OT Overtime	OTL Overtime loss	OTW Overtime win	PTS Points
TS Tournament seeding	W Wins	PTS/GP Average points per game		

Timing and Results provided by  TISSOT



Game Roster

SWE - ESP

Referee(s)

HORAK Tomas (CZE)

Goalkeepers

Team: SWE

No	Name	GP	MIP	GA	SVS	SOG	SVS%	GAA
1	LJUNG Arvid	4	184:56	12	131	143	91.61	3.89
2	HVITFELDT Henrik	1	00:00	0	0	0	0.00	0.00
30	HELIN Emil	3	60:00	7	52	59	88.14	7.00

Team Roster

Team: SWE (yellow)

No	Pos	Name	GP	G	A	PTS	PIM	+/-
1	GK	LJUNG Arvid	4	0	0	0	0	
2	GK	HVITFELDT Henrik	1	0	0	0	0	
3	D	BACKESTEN Joel	4	0	0	0	4	-9
4	D	STIGBORN Adam +A	3	0	0	0	0	-2
5	D	LYRVALL Erik	4	0	1	1	2	-2
6	D	JIGMALM Freddie	4	0	1	1	2	-2
7	F	JONSSON Daniel	4	0	0	0	0	-4
8	D	PELTONIEMI Fredrik	4	0	0	0	0	-2
9	F	BJORK LINDSTROM Victor	4	0	0	0	8	-6
10	F	GRONROS Andre	4	0	1	1	0	-4
11	F	ORRSVEDEN Magnus	4	0	0	0	12	-6
12	D	WESTLUND Wiking +A	4	0	1	1	2	-3
14	D	NYQUIST Oscar	4	0	0	0	2	-6
15	F	ANDERSSON Daniel	4	2	1	3	6	-6
16	F	BERGQVIST Stefan	4	2	0	2	4	-7
17	F	SALDEEN Justus	4	1	0	1	8	0
18	F	ORTEVALL Marcus	4	0	0	0	0	-5
19	F	RONNEBACK THOMSON Joachim +C	4	0	3	3	4	-1
20	F	GRONSKOG Niklas	4	1	2	3	4	0
23	F	ROGNE Eric	4	0	0	0	0	-2
24	D	HERTZBERG Tim	4	1	0	1	4	-9
30	GK	HELIN Emil	3	0	0	0	2	

Head Coach: TIGER Mats

Linesmen

KACEJ Lukas (SVK) , van GRINSVEN Chris (BEL)

Team: ESP

No	Name	GP	MIP	GA	SVS	SOG	SVS%	GAA
1	ALCAINE Ander	4	201:34	13	155	168	92.26	3.87
25	GARCIA Ignacio	4	37:52	1	19	20	95.00	1.58

Team: ESP (black)

No	Pos	Name	GP	G	A	PTS	PIM	+/-
1	GK	ALCAINE Ander	4	0	0	0	10	
2	D	ALASTRUEY Hector	4	0	1	1	2	-5
3	D	GAINZA Inigo +A	4	0	3	3	6	-1
4	D	VEA Jorge	0	0	0	0	0	0
5	F	BETRAN Adrian	4	1	2	3	4	-1
7	F	BURGOS Jorge	4	0	0	0	6	+1
8	F	PUYUELO Pablo	4	1	1	2	2	-1
9	F	GONZALEZ Gaston	4	2	0	2	2	+2
10	D	BRAVO Juan Francisco	4	0	0	0	2	0
11	F	MUNOZ Juan	4	1	2	3	0	+1
12	F	PEDRAZ Alejandro	4	0	2	2	0	-3
13	F	GONZALEZ Pol +C	4	2	1	3	0	+2
14	F	CARBONELL Alejandro	4	1	1	2	0	+1
15	F	GARCIA-ARIAS Javier	4	2	1	3	2	0
16	F	MECO Aitor	4	0	0	0	0	-2
17	F	FERNANDEZ-POLA Angel	4	0	0	0	2	-3
18	F	SOLORZANO Ignacio	2	0	0	0	2	-1
19	D	UBIETO Adrian	4	2	4	6	4	+2
22	F	FUENTES Patricio +A	4	2	5	7	0	+3
23	F	QUEVEDO Carlos	3	1	3	4	2	+1
24	D	VEA Alex	4	0	0	0	0	-3
25	GK	GARCIA Ignacio	4	0	0	0	0	

Head Coach: TUOMI Timo

LEGEND

A Assists	D Defence	F Forward	G Goals
GA Goals against	GAA Goals against as average per 60 minutes	GK Goalkeeper	GP Games played
MIP Minutes and seconds played	No Jersey number	PIM Penalties in minutes	Pos Position
PTS Points	SOG Shots on goal	SVS Saves	SVS% Saves in percentage
+/- Plus/minus net	+A Assistant captain	+C Captain	

Timing and Results provided by **TISSOT**



Line-ups

SWE - ESP

Referee(s)

HORAK Tomas (CZE)

Linesmen

KACEJ Lukas (SVK) , van GRINSVEN Chris (BEL)

Goalkeepers

Team: SWE

No Name

30 HELIN Emil
1 LJUNG Arvid

Team: ESP

No Name

1 ALCÁINE Ander
25 GARCIA Ignacio

Team Line-ups

Team: SWE (yellow)

No Pos Name

3 D BACKESTEN Joel
24 D HERTZBERG Tim
9 F BJORK LINDSTROM Victor
15 F ANDERSSON Daniel
17 F SALDEEN Justus

5 D LYRVALL Erik
6 D JIGMALM Freddie
8 D PELTONIEMI Fredrik
12 D WESTLUND Wiking +A
20 F GRONSKOG Niklas

4 D STIGBORN Adam +A
14 D NYQUIST Oscar
11 F ORRSVEDEN Magnus
16 F BERGQVIST Stefan
18 F ORTEVALL Marcus
7 F JONSSON Daniel
19 F RONNEBACK THOMSON Joachim +C

Head Coach: TIGER Mats

NOT DRESSED:

2 GK HVITFELDT Henrik
10 F GRONROS Andre
23 F ROGNE Eric

No Pos Name

3 D GAINZA Inigo +A
19 D UBIETO Adrian
11 F MUNOZ Juan
13 F GONZALEZ Pol +C
22 F FUENTES Patricio +A

2 D ALASTRUEY Hector
24 D VEA Alex
5 F BETRAN Adrian
12 F PEDRAZ Alejandro
15 F GARCIA-ARIAS Javier

10 D BRAVO Juan Francisco
7 F BURGOS Jorge
8 F PUYUELO Pablo
9 F GONZALEZ Gaston
14 F CARBONELL Alejandro
16 F MECO Aitor
17 F FERNANDEZ-POLA Angel
18 F SOLORZANO Ignacio

Head Coach: TUOMI Timo

NOT DRESSED:

4 D VEA Jorge
23 F QUEVEDO Carlos

LEGEND

D	Defence	F	Forward	No	Jersey number	Pos	Position
+A	Assistant captain	+C	Captain				

Timing and Results provided by **TISSOT**



Graphical Line-ups

SWE - ESP

Referee(s)

HORAK Tomas (CZE)

Linesmen

KACEJ Lukas (SVK) , van GRINSVEN Chris (BEL)

Team: SWE - Sweden (yellow)

Head Coach: TIGER Mats

S1 30 HELIN Emil		1 LJUNG Arvid	
S2 3 BACKESTEN Joel	S3 24 HERTZBERG Tim		
S4 9 BJORK LINDSTROM Victor	S5 15 ANDERSSON Daniel	S6 17 SALDEEN Justus	
8 PELTONIEMI Fredrik		12 WESTLUND Wiking +A	
20 GRONSKOG Niklas	6 JIGMALM Freddie	5 LYRVALL Erik	
4 STIGBORN Adam +A		14 NYQUIST Oscar	
11 ORRSVEDEN Magnus	16 BERGQVIST Stefan	18 ORTEVALL Marcus	
19 RONNEBACK THOMSON Joachim +C		7 JONSSON Daniel	

Team: ESP - Spain (black)

Head Coach: TUOMI Timo

S1 1 ALCAINE Ander		25 GARCIA Ignacio	
S2 3 GAINZA Inigo +A	S3 19 UBIETO Adrian		
S5 13 GONZALEZ Pol +C	S6 22 FUENTES Patricio +A	S4 11 MUNOZ Juan	
2 ALASTRUEY Hector		24 VEA Alex	
12 PEDRAZ Alejandro	5 BETRAN Adrian	15 GARCIA-ARIAS Javier	
10 BRAVO Juan Francisco		7 BURGOS Jorge	
9 GONZALEZ Gaston	14 CARBONELL Alejandro	8 PUYUELO Pablo	
16 MECO Aitor	17 FERNANDEZ-POLA Angel	18 SOLORZANO Ignacio	

LEGEND

Sn Starting position

+A Assistant captain

+C Captain

Timing and Results provided by **TISSOT**



Game Summary

SWE - ESP 5 - 1 (2 - 1, 3 - 0, 0 - 0)

Spectators	Referee(s)	Linesmen
350	HORAK Tomas (CZE)	KACEJ Lukas (SVK) , van GRINSVEN Chris (BEL)

Team Statistics

Period	Score	SVS	SOG	PIM	TPP	PPG	SHG
1	2 : 1	7 : 16	18 : 8	2 : 29	05:14 : 00:54	0 : 1	0 : 0
2	3 : 0	10 : 6	9 : 10	2 : 4	05:49 : 01:24	1 : 0	0 : 0
3	0 : 0	13 : 11	11 : 13	4 : 14	03:23 : 03:23	0 : 0	0 : 0
Total	5 : 1	30 : 33	38 : 31	8 : 47	14:26 : 05:41	1 : 1	0 : 0

1st Period

Action	Time	ET/Res	Team	Type	No	Name	(G)	Name of Assistant(s) / Action Description
GK	00:00		SWE		30	HELIN E		- Goalkeeper in
GK	00:00		ESP		1	ALCAINE A		- Goalkeeper in
Penalty	00:51	01:45	SWE	2 min.	5	LYRVALL E		- Boarding
Goal	01:45	0 : 1	ESP	PP1	11	MUNOZ J	(2)	13 GONZALEZ P 12 PEDRAZ A On Ice SWE 30 4 14 16 18 ESP 1 11 12 13 19 22 *
Penalty	08:03		ESP	PS	3	GAINZA I		- Hooking
PS.miss	08:03		SWE	PS	9	BJORK LINDSTROM V	(0)	
Goal	08:25	1 : 1	SWE	EQ	6	JIGMALM F	(1)	20 GRONSKOG N 5 LYRVALL E On Ice SWE 30 5 6 8 12 20 ESP 1 2 8 9 14 19
Penalty	09:12	11:12	ESP	2 min.	15	GARCIA-ARIAS J		- High Sticking
Goal	12:49	2 : 1	SWE	EQ	7	JONSSON D	(1)	3 BACKESTEN J 15 ANDERSSON D On Ice SWE 30 3 7 15 18 24 ESP 1 5 10 12 15 19
Penalty	13:06	15:06	ESP	2 min.	8	PUYUELO P		- Delaying the Game
Penalty	18:46	23:46	ESP	5 min.	3	GAINZA I		- Kneeing / Served by: 16 MECO A
Penalty	18:46	60:00	ESP	20 min.	3	GAINZA I		- Game Misconduct Penalty

2nd Period

Action	Time	ET/Res	Team	Type	No	Name	(G)	Name of Assistant(s) / Action Description
Goal	30:40	3 : 1	SWE	EQ	18	ORTEVALL M	(1)	6 JIGMALM F 11 ORRSVEDEN M On Ice SWE 30 6 8 11 12 18 ESP 1 7 8 9 14 19
Penalty	32:48	33:27	ESP	2 min.	12	PEDRAZ A		- High Sticking
Goal	33:27	4 : 1	SWE	PP1	5	LYRVALL E	(1)	8 PELTONIEMI F 6 JIGMALM F On Ice SWE 30 5 6 8 12 20 ESP 1 7 10 11 22 *
Goal	34:50	5 : 1	SWE	EQ	19	RONNEBACK THOMSON J	(1)	15 ANDERSSON D 7 JONSSON D On Ice SWE 30 7 12 15 19 24 ESP 1 2 7 11 13 19
Penalty	35:08	37:08	SWE	2 min.	3	BACKESTEN J		- Holding an opponent
Penalty	36:32	38:32	ESP	2 min.	-	Team penalty		- Too Many Men / Served by: 15 GARCIA-ARIAS J
GK	40:00		ESP					1 ALCAINE A - Goalkeeper out

3rd Period

Action	Time	ET/Res	Team	Type	No	Name	(G)	Name of Assistant(s) / Action Description
GK	40:00		ESP		25	GARCIA I		- Goalkeeper in
Penalty	47:21	49:21	ESP	2 min.	11	MUNOZ J		- Cross-Checking
Penalty	48:44	50:44	SWE	2 min.	6	JIGMALM F		- Cross-Checking
Penalty	53:51	55:51	SWE	2 min.	16	BERGQVIST S		- Tripping
Penalty	56:43	58:43	ESP	2 min.	18	SOLORZANO I		- Checking to the Head and Neck Area / Served by: 17 FERNANDEZ-POLA A
Penalty	56:43	60:00	ESP	10 min.	18	SOLORZANO I		- Misconduct
GK	60:00		SWE					30 HELIN E - Goalkeeper out
GK	60:00		ESP					25 GARCIA I - Goalkeeper out



Goalkeeper Records

Team : SWE - Sweden

No	Name	SOG	SVS	MIP
30	HELIN Emil	31	30	60:00
1	LJUNG Arvid			

Team : ESP - Spain

No	Name	SOG	SVS	MIP
1	ALCAINE Ander	27	22	40:00
25	GARCIA Ignacio	11	11	20:00

Game Statistics

Team : SWE (yellow)

Head Coach : TIGER Mats

No	Pos	Name	G	A	P	PIM	FO+	FO-	FO+/-	FO%	Shots on Goal					+/-
											1	2	3	OT	TS	
3	D	BACKESTEN Joel	0	1	1	2	0	0	0	0.00	1	0	1		2	+1
9	F	BJORK LINDSTROM Victor	0	0	0	0	4	2	2	66.67	2	0	1		3	0
15	F	ANDERSSON Daniel	0	2	2	0	7	11	-4	38.89	0	0	1		1	+2
17	F	SALDEEN Justus	0	0	0	0	0	0	0	0.00	2	0	0		2	0
24	D	HERTZBERG Tim	0	0	0	0	0	0	0	0.00	1	0	0		1	+2
5	D	LYRVALL Erik	1	1	2	2	0	1	-1	0.00	0	1	0		1	+1
6	D	JIGMALM Freddie	1	2	3	2	15	8	7	65.22	3	0	1		4	+2
8	D	PELTONIEMI Fredrik	0	1	1	0	0	0	0	0.00	3	1	1		5	+2
12	D	WESTLUND Wiking +A	0	0	0	0	0	0	0	0.00	0	1	2		3	+3
20	F	GRONSKOG Niklas	0	1	1	0	0	0	0	0.00	0	0	0		0	+1
4	D	STIGBORN Adam +A	0	0	0	0	0	0	0	0.00	2	0	0		2	0
11	F	ORRSVEDEN Magnus	0	1	1	0	2	1	1	66.67	0	1	2		3	+1
14	D	NYQUIST Oscar	0	0	0	0	0	0	0	0.00	0	0	0		0	0
16	F	BERGQVIST Stefan	0	0	0	2	7	1	6	87.50	0	1	1		2	0
18	F	ORTEVALL Marcus	1	0	1	0	1	1	0	50.00	1	1	0		2	+2
7	F	JONSSON Daniel	1	1	2	0	0	0	0	0.00	3	1	1		5	+2
19	F	RONNEBACK THOMSON Joachim +C	1	0	1	0	6	0	6	100.00	0	2	0		2	+1
1	GK	LJUNG Arvid	0	0	0	0					0	0	0		0	
30	GK	HELIN Emil	0	0	0	0					0	0	0		0	
Total			5	10	15	8	42	25	17	62.69	18	9	11		38	

Team : ESP (black)

Head Coach : TUOMI Timo

No	Pos	Name	G	A	P	PIM	FO+	FO-	FO+/-	FO%	Shots on Goal					+/-
											1	2	3	OT	TS	
3	D	GAINZA Inigo +A	0	0	0	25	0	0	0	0.00	0	0	0		0	0
11	F	MUNOZ Juan	1	0	1	2	0	0	0	0.00	2	1	2		5	-1
13	F	GONZALEZ Pol +C	0	1	1	0	1	0	1	100.00	1	0	1		2	-1
19	D	UBIETO Adrian	0	0	0	0	0	0	0	0.00	0	0	0		0	-4
22	F	FUENTES Patricio +A	0	0	0	0	7	18	-11	28.00	3	2	2		7	0
2	D	ALASTRUEY Hector	0	0	0	0	0	0	0	0.00	0	1	1		2	-2
5	F	BETRAN Adrian	0	0	0	0	10	9	1	52.63	0	1	1		2	-1
12	F	PEDRAZ Alejandro	0	1	1	2	0	0	0	0.00	0	3	1		4	-1
15	F	GARCIA-ARIAS Javier	0	0	0	2	0	0	0	0.00	0	1	2		3	-1
24	D	VEA Alex	0	0	0	0	0	0	0	0.00	0	0	0		0	0
7	F	BURGOS Jorge	0	0	0	0	0	0	0	0.00	1	1	0		2	-2
8	F	PUYUELO Pablo	0	0	0	2	0	0	0	0.00	0	0	1		1	-2
9	F	GONZALEZ Gaston	0	0	0	0	0	0	0	0.00	1	0	1		2	-2
10	D	BRAVO Juan Francisco	0	0	0	0	0	0	0	0.00	0	0	0		0	-1
14	F	CARBONELL Alejandro	0	0	0	0	5	9	-4	35.71	0	0	1		1	-2
16	F	MECO Aitor	0	0	0	0	0	0	0	0.00	0	0	0		0	0
17	F	FERNANDEZ-POLA Angel	0	0	0	0	2	6	-4	25.00	0	0	0		0	0
18	F	SOLORZANO Ignacio	0	0	0	12	0	0	0	0.00	0	0	0		0	0
1	GK	ALCAINE Ander	0	0	0	0					0	0	0		0	
25	GK	GARCIA Ignacio	0	0	0	0					0	0	0		0	
Total			1	2	3	45	25	42	-17	37.31	8	10	13		31	




Classifications (9-11)

R	Team	GP	W	OTW	OTL	L	GDF	GF:GA	PTS
1	SWE	1	1	0	0	0	+4	5 : 1	3
2	ESP	1	0	0	0	1	-4	1 : 5	0
-	CHN	0							

	CHN	ESP	SWE
CHN	*****	FRI 13 FEB 13:30	SAT 14 FEB 11:00
ESP	FRI 13 FEB 13:30	*****	1:5
SWE	SAT 14 FEB 11:00	5:1	*****

LEGEND

(G) Goals in tournament	*	does not count for Plus/minus	+/- Plus/minus net	+A Assistant captain
+C Captain	A	Assists	D Defence	EQ Equal strength
ET/Res Penalty end time/Result of game	F	Forward	FO- Face-offs lost	FO% Face-offs won as percentage
FO+ Face-offs won	FO+/-	Face-offs net	G Goals	GA Goals against
GDF Goal difference	GF	Goals for	GK Goalkeeper	GP Games played
L Losses	MIP	Minutes in play (GK)	No Jersey number	OT Overtime
OTL Overtime losses	OTW	Overtime wins	P Points	PIM Penalties in minutes
Pos Position	PP1	Power play - 1 player	PPG Power play goals	PS Penalty shot
PTS Points	R	Rank	SHG Shorthanded goals	SOG Shots on goal
SVS Saves	TPP	Time on power play	TS Total shots	W Wins

Timing and Results provided by  TISSOT



Shot Chart

SWE - ESP

Shots by ESP


Goals (o): 1 SSG (+): 7
SSP (-): 3 SPG (-): 2



GK 30 of SWE

Shots by SWE

Goals (o): 3 SSG (+): 6
SSP (-): 7 SPG (-): 6



GK 1 of ESP

Shots by ESP

Goals (o): 0 SSG (+): 13
SSP (-): 2 SPG (-): 2



GK 30 of SWE

Shots by SWE

Goals (o): 2 SSG (+): 16
SSP (-): 11 SPG (-): 9



GK 1 of ESP

Shots by ESP

Goals (o): 0 SSG (+): 10
SSP (-): 3 SPG (-): 4



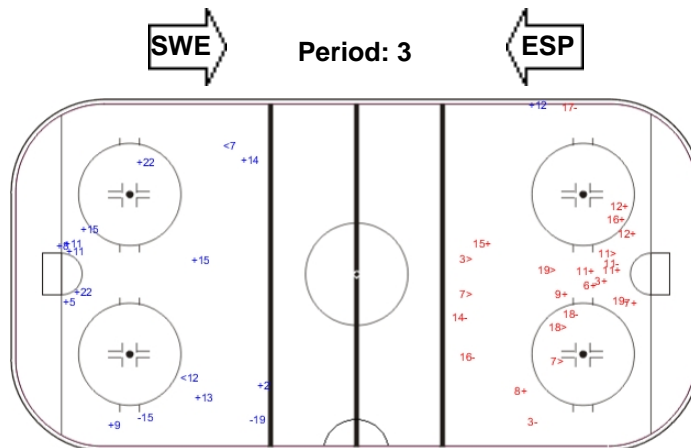
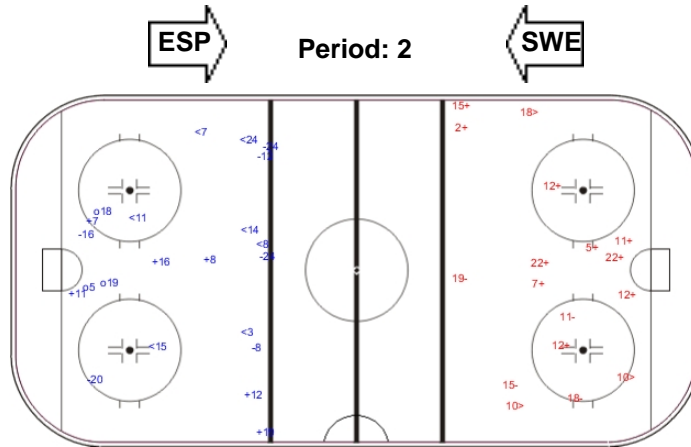
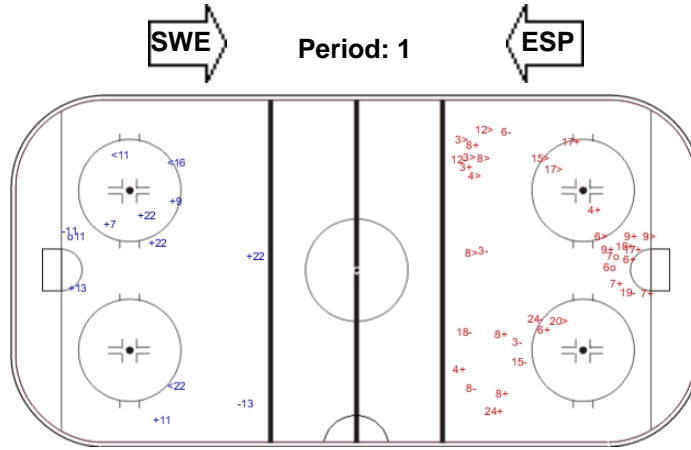
GK 30 of SWE

Shots by SWE

Goals (o): 0 SSG (+): 11
SSP (-): 6 SPG (-): 7



GK 25 of ESP



LEGEND

GK Goalkeeper **SPG** Shots past goal **SSG** Shots saved by goalkeeper **SSP** Shots saved by player

Timing and Results provided by **TISSOT**



Face-off Chart

SWE - ESP

PERIOD 1

	SWE		ESP		SWE		ESP		
	Def. zone	Att. zone	Neutral zone		Att. zone	Def. zone			
	+ 15	- 22	- 15	+ 22	+ 6	- 17			
	- 6	+ 5	- 15	+ 14	+ 16	- 22			
	+ 6	- 22	- 15	+ 5	+ 6	- 17			
	- 6	+ 17	+ 16	- 5	+ 6	- 14			
	- 15	+ 14	- 16	+ 22	- 15	+ 5			
	+ 19	- 5	+ 6	- 14	- 9	+ 5			
			- 15	+ 13	+ 19	- 22			
			+ 6	- 5	+ 9	- 5			
					+ 6	- 22			
					+ 6	- 22			
Total wins / period	3 / 50%	3 / 50%	3 / 38%	5 / 62%	8 / 80%	2 / 20%			Total wins all zones
							SWE	ESP	
							14 / 58%	10 / 42%	

PERIOD 2

	SWE		ESP		SWE		ESP		
	Def. zone	Att. zone	Neutral zone		Att. zone	Def. zone			
	+ 6	- 5	- 15	+ 22	+ 15	- 22			
	- 6	+ 14	+ 15	- 22	+ 16	- 14			
	- 18	+ 22	- 15	+ 22	+ 6	- 5			
	- 6	+ 5	+ 16	- 17	+ 15	- 5			
	+ 6	- 5	+ 16	- 14	+ 6	- 22			
	+ 6	- 14	+ 6	- 22	+ 19	- 17			
	+ 9	- 22	- 5	+ 22	+ 19	- 17			
					+ 18	- 5			
Total wins / period	4 / 57%	3 / 43%	4 / 57%	3 / 43%	8 / 100%	0 / 0%			Total wins all zones
							SWE	ESP	
							16 / 73%	6 / 27%	

PERIOD 3

	SWE		ESP		SWE		ESP		
	Def. zone	Att. zone	Neutral zone		Att. zone	Def. zone			
	- 6	+ 14	+ 15	- 22	+ 15	- 14			
	- 6	+ 17	+ 15	- 22	+ 16	- 22			
	- 15	+ 5			- 6	+ 5			
	+ 11	- 17			+ 9	- 14			
	- 11	+ 5			- 15	+ 22			
	+ 16	- 14			- 6	+ 5			
	+ 11	- 22			+ 19	- 22			
	+ 9	- 14			+ 19	- 22			
	- 9	+ 5			+ 6	- 22			
	- 15	+ 14							
Total wins / period	4 / 40%	6 / 60%	2 / 100%	0 / 0%	6 / 67%	3 / 33%			Total wins all zones
							SWE	ESP	
							12 / 57%	9 / 43%	

TOTAL



	SWE	ESP	SWE	ESP	SWE	ESP	Total wins all zones	
	Def. zone	Att. zone	Neutral zone		Att. zone	Def. zone	SWE	ESP
Total wins / game	11 / 48%	12 / 52%	9 / 53%	8 / 47%	22 / 81%	5 / 19%	42 / 63%	25 / 37%




HEAD TO HEAD

		ESP					Tot	wins SWE	Dz	Nz	Az
No.	5	13	14	17	22						
SWE	5					0 - 1	1	0 0%		0 0%	
	6	4 - 4		3 - 2	2 - 2	6 - 0	23	15 65%	4 40%	3 100%	8 80%
	9	1 - 2		2 - 0		1 - 0	6	4 67%	2 67%		2 67%
	11	0 - 1			1 - 0	1 - 0	3	2 67%	2 67%		
	15	1 - 3	0 - 1	1 - 3		5 - 4	18	7 39%	1 25%	3 33%	3 60%
	16	1 - 0		3 - 0	1 - 0	2 - 1	8	7 88%	1 100%	3 75%	3 100%
	18	1 - 0				0 - 1	2	1 50%	0 0%		1 100%
	19	1 - 0			2 - 0	3 - 0	6	6 100%	1 100%		5 100%
	Tot	19	1	14	8	25	67	42 63%	11 48%	9 53%	22 81%
	wins ESP	10 53%	1 100%	5 36%	2 25%	7 28%	25 37%				
Dz	4 50%		0 0%	0 0%	1 9%	5 19%					
Nz	1 33%	1 100%	1 33%	0 0%	5 56%	8 47%					
Az	5 63%		4 57%	2 67%	1 20%	12 52%					

LEGEND

Az Attacking zone **Dz** Defending zone **Nz** Neutral zone **Tot** Total face-offs played

Timing and Results provided by  TISSOT



Game Roster

ESP - CHN

Referee(s)

ANSONS Andris (LAT)

Linesmen

ICHIKAWA Shunsuke (JPN) , PARK Jun Soo (KOR)

Goalkeepers

Team: ESP

No	Name	GP	MIP	GA	SVS	SOG	SVS%	GAA
1	ALCAINE Ander	5	241:34	18	177	195	90.77	4.47
25	GARCIA Ignacio	5	57:52	1	30	31	96.77	1.04

Team Roster

Team: ESP ()

No	Pos	Name	GP	G	A	PTS	PIM	+/-
1	GK	ALCAINE Ander	5	0	0	0	10	
2	D	ALASTRUEY Hector	5	0	1	1	2	-7
3	D	GAINZA Inigo +A	5	0	3	3	31	-1
4	D	VEA Jorge	0	0	0	0	0	0
5	F	BETRAN Adrian	5	1	2	3	4	-2
7	F	BURGOS Jorge	5	0	0	0	6	-1
8	F	PUYUELO Pablo	5	1	1	2	4	-3
9	F	GONZALEZ Gaston	5	2	0	2	2	0
10	D	BRAVO Juan Francisco	5	0	0	0	2	-1
11	F	MUNOZ Juan	5	2	2	4	2	0
12	F	PEDRAZ Alejandro	5	0	3	3	2	-4
13	F	GONZALEZ Pol +C	5	2	2	4	0	+1
14	F	CARBONELL Alejandro	5	1	1	2	0	-1
15	F	GARCIA-ARIAS Javier	5	2	1	3	4	-1
16	F	MECO Aitor	5	0	0	0	0	-2
17	F	FERNANDEZ-POLA Angel	5	0	0	0	2	-3
18	F	SOLORIZANO Ignacio	3	0	0	0	14	-1
19	D	UBIETO Adrian	5	2	4	6	4	-2
22	F	FUENTES Patricio +A	5	2	5	7	0	+3
23	F	QUEVEDO Carlos	3	1	3	4	2	+1
24	D	VEA Alex	5	0	0	0	0	-3
25	GK	GARCIA Ignacio	5	0	0	0	0	

Head Coach: TUOMI Timo

Team: CHN

No	Name	GP	MIP	GA	SVS	SOG	SVS%	GAA
1	WU Jiankun	4	56:54	13	55	68	80.88	13.71
22	SUN Zehao	4	183:06	29	230	259	88.80	9.50

Team: CHN ()

No	Pos	Name	GP	G	A	PTS	PIM	+/-
1	GK	WU Jiankun	4	0	0	0	0	
2	D	LI Ning	4	0	0	0	2	-9
3	F	FAN Yi	0	0	0	0	0	0
4	F	YU Xiaolong	0	0	0	0	0	0
5	D	GUAN Tianyi	2	0	0	0	0	-2
6	F	HUANG Peng +C	4	0	0	0	6	-11
7	F	ZHANG Zesen	3	0	0	0	0	-9
8	F	ZUO Tianyou +A	3	1	0	1	0	-9
9	F	LU Hengnan +A	4	2	0	2	16	-13
10	D	ZHANG Jiaqi	4	0	0	0	14	-15
11	F	YU Mingrunze	2	0	0	0	0	-3
12	D	ZHANG Zhen	4	0	1	1	8	-5
13	F	YUE Xinhao	4	0	1	1	4	-8
14	D	ZHANG Zheming	4	0	0	0	2	-1
15	F	WU Hao	4	1	0	1	2	-13
16	D	QIAN Jinglin	4	0	0	0	10	-13
17	D	WU Jiasiteng	4	0	0	0	8	-9
18	F	MA Tianyue	3	0	0	0	2	-5
19	F	YANG Zhenyu	3	0	0	0	0	-3
20	F	BAO Jiachang	4	0	0	0	2	-2
21	F	NAN Jiangming	4	0	1	1	0	-3
22	GK	SUN Zehao	4	0	0	0	2	

Head Coach: GORBENKO Oleg

LEGEND

A Assists	D Defence	F Forward	G Goals
GA Goals against	GAA Goals against as average per 60 minutes	GK Goalkeeper	GP Games played
MIP Minutes and seconds played	No Jersey number	PIM Penalties in minutes	Pos Position
PTS Points	SOG Shots on goal	SVS Saves	SVS% Saves in percentage
+/- Plus/minus net	+A Assistant captain	+C Captain	

Timing and Results provided by **TISSOT**



Line-ups

ESP - CHN

Referee(s)

ANSONS Andris (LAT)

Linesmen

ICHIKAWA Shunsuke (JPN) , PARK Jun Soo (KOR)

Goalkeepers

Team: ESP

No Name

25 GARCIA Ignacio
1 ALCÁINE Ander

Team Line-ups

Team: ESP (black)

No Pos Name

19 D	UBIETO Adrian
7 F	BURGOS Jorge
11 F	MUNOZ Juan
13 F	GONZALEZ Pol +C
22 F	FUENTES Patricio +A
2 D	ALASTRUEY Hector
24 D	VEA Alex
5 F	BETRAN Adrian
12 F	PEDRAZ Alejandro
15 F	GARCIA-ARIAS Javier
10 D	BRAVO Juan Francisco
8 F	PUYUELO Pablo
9 F	GONZALEZ Gaston
14 F	CARBONELL Alejandro
16 F	MECO Aitor
17 F	FERNANDEZ-POLA Angel
18 F	SOLORZANO Ignacio

Head Coach: TUOMI Timo

NOT DRESSED:

3 D GAINZA Inigo +A
4 D VEA Jorge
23 F QUEVEDO Carlos

Team: CHN

No Name

22 SUN Zehao
1 WU Jiankun

Team: CHN (white)

No Pos Name

2 D	LI Ning
5 D	GUAN Tianyi
7 F	ZHANG Zesen
8 F	ZUO Tianyou +A
9 F	LU Hengnan +A
10 D	ZHANG Jiaqi
16 D	QIAN Jinglin
6 F	HUANG Peng +C
11 F	YU Mingrunze
15 F	WU Hao
12 D	ZHANG Zhen
14 D	ZHANG Zheming
13 F	YUE Xinhao
18 F	MA Tianyue
20 F	BAO Jiachang
21 F	NAN Jiangming


Head Coach: GORBENKO Oleg

NOT DRESSED:

3 F FAN Yi
4 F YU Xiaolong
17 D WU Jiasiteng
19 F YANG Zhenyu

LEGEND

D	Defence	F	Forward	No	Jersey number	Pos	Position
+A	Assistant captain	+C	Captain				

Timing and Results provided by  TISSOT



Graphical Line-ups

ESP - CHN

Referee(s)

ANSONS Andris (LAT)

Linesmen

ICHIKAWA Shunsuke (JPN) , PARK Jun Soo (KOR)

Team: ESP - Spain (black)

Head Coach: TUOMI Timo

S1 25 GARCIA Ignacio			
1 ALCAINE Ander			
7 BURGOS Jorge		S2 19 UBIETO Adrian	
S5 13 GONZALEZ Pol +C	S6 22 FUENTES Patricio +A	S4 11 MUNOZ Juan	
2 ALASTRUEY Hector		24 VEA Alex	
12 PEDRAZ Alejandro	5 BETRAN Adrian	15 GARCIA-ARIAS Javier	
10 BRAVO Juan Francisco			
9 GONZALEZ Gaston	14 CARBONELL Alejandro	S3 8 PUYUELO Pablo	
18 SOLORZANO Ignacio	17 FERNANDEZ-POLA Angel	16 MECO Aitor	

Team: CHN - China P.R. (white)

Head Coach: GORBENKO Oleg

S1 22 SUN Zehao			
1 WU Jiankun			
S2 2 LI Ning		S3 5 GUAN Tianyi	
S4 7 ZHANG Zesen	S6 9 LU Hengnan +A	S5 8 ZUO Tianyou +A	
16 QIAN Jinglin		10 ZHANG Jiaqi	
15 WU Hao	6 HUANG Peng +C	11 YU Mingrunze	
14 ZHANG Zherning		12 ZHANG Zhen	
13 YUE Xinhao	18 MA Tianyue	20 BAO Jiachang	
21 NAN Jiangming			

LEGEND

Sn Starting position

+A Assistant captain

+C Captain

Timing and Results provided by **TISSOT**



Game Summary

ESP - CHN 8 - 2 (1 - 0, 4 - 1, 3 - 1)

Spectators	Referee(s)	Linesmen
200	ANSONS Andris (LAT)	ICHIKAWA Shunsuke (JPN) , PARK Jun Soo (KOR)

Team Statistics

Period	Score	SVS	SOG	PIM	TPP	PPG	SHG
1	1 : 0	8 : 14	15 : 8	6 : 2	01:22 : 05:22	0 : 0	0 : 0
2	4 : 1	9 : 18	22 : 10	6 : 12	04:35 : 02:01	1 : 0	0 : 0
3	3 : 1	2 : 19	22 : 3	2 : 20	07:56 : 00:00	2 : 0	0 : 1
Total	8 : 2	19 : 51	59 : 21	14 : 34	13:53 : 07:23	3 : 0	0 : 1

1st Period


Action	Time	ET/Res	Team	Type	No	Name	(G)	Name of Assistant(s) / Action Description
GK	00:00		ESP		25	GARCIA I		- Goalkeeper in
GK	00:00		CHN		22	SUN Z		- Goalkeeper in
Penalty	04:25	06:25	ESP	2 min.	15	GARCIA-ARIAS J		- Tripping
Penalty	06:52	08:52	ESP	2 min.	15	GARCIA-ARIAS J		- Tripping
Penalty	08:32	10:32	CHN	2 min.	10	ZHANG J		- Holding an opponent
Penalty	10:14	12:14	ESP	2 min.	14	CARBONELL A		- Hooking
Goal	17:03	1 : 0	ESP	EQ	22	FUENTES P	(3)	12 PEDRAZ A On Ice ESP 25 7 10 11 12 22 11 MUNOZ J CHN 22 11 12 14 18 20

2nd Period

Action	Time	ET/Res	Team	Type	No	Name	(G)	Name of Assistant(s) / Action Description
Penalty	20:15	22:15	CHN	2 min.	5	GUAN T		- Holding an opponent / Served by: 21 NAN J
Penalty	20:15	22:15	ESP	2 min.	5	BETRAN A		- Roughing
GK	20:15		CHN		1	WU J		- Goalkeeper in 22 SUN Z - Goalkeeper out
Penalty	20:15	24:15	CHN	2 min.	5	GUAN T		- Roughing / start serving at 22:15
Penalty	22:42	24:42	ESP	2 min.	11	MUNOZ J		- Hooking
Goal	25:38	2 : 0	ESP	EQ	10	BRAVO JF	(1)	15 GARCIA-ARIAS J On Ice ESP 25 5 7 10 12 15 CHN 1 12 13 16 18 20
Penalty	26:09	28:06	CHN	2 min.	12	ZHANG Z		- Holding the Stick
Penalty	26:37	28:37	CHN	2 min.	10	ZHANG J		- Delaying the Game
Penalty	26:48	30:06	CHN	2 min.	16	QIAN J		- Slashing / start serving at 28:06
Goal	28:06	3 : 0	ESP	PP2	11	MUNOZ J	(3)	19 UBIETO A On Ice ESP 25 11 12 13 19 22 * 22 FUENTES P CHN 1 6 9 15
Goal	30:45	4 : 0	ESP	EQ	15	GARCIA-ARIAS J	(3)	12 PEDRAZ A On Ice ESP 25 5 7 10 12 15 10 BRAVO JF CHN 1 6 10 11 15 16
Goal	33:56	5 : 0	ESP	EQ	15	GARCIA-ARIAS J	(4)	12 PEDRAZ A On Ice ESP 25 5 7 10 12 15 10 BRAVO JF CHN 1 2 5 7 8 9
Goal	35:17	5 : 1	CHN	EQ	11	YU M	(1)	15 WU H On Ice ESP 25 7 11 12 17 19 6 HUANG P CHN 1 6 10 11 15 16
Penalty	37:49	39:49	ESP	2 min.	9	GONZALEZ G		- Tripping
Penalty	39:23	40:25	CHN	2 min.	16	QIAN J		- Slashing

3rd Period

Action	Time	ET/Res	Team	Type	No	Name	(G)	Name of Assistant(s) / Action Description
Penalty	40:14	42:14	CHN	2 min.	2	LI N		- Closing hand on puck
Goal	40:25	6 : 1	ESP	PP2	11	MUNOZ J	(4)	22 FUENTES P On Ice ESP 25 11 12 13 19 22 * 19 UBIETO A CHN 1 5 7 8
Penalty	47:12	48:54	CHN	2 min.	10	ZHANG J		- Slashing
Goal	47:21	6 : 2	CHN	SH1	7	ZHANG Z	(1)	On Ice ESP 25 7 10 14 16 17 CHN 1 7 8 12 13
Goal	48:54	7 : 2	ESP	PP1	15	GARCIA-ARIAS J	(5)	9 GONZALEZ G On Ice ESP 25 5 8 9 14 15 * 5 BETRAN A CHN 1 9 11 15 16
Goal	49:43	8 : 2	ESP	EQ	11	MUNOZ J	(5)	22 FUENTES P On Ice ESP 25 2 9 11 22 24 9 GONZALEZ G CHN 1 2 5 18 20 21
Penalty	51:16	53:16	CHN	2 min.	9	LU H		- Checking to the Head and Neck Area / Served by: 21 NAN J

Timing and Results provided by  TISSOT



Action	Time	ET/Res	Team	Type	No	Name	(G)	Name of Assistant(s) / Action Description
Penalty	51:16	60:00	CHN	10 min.	9	LU H		- Misconduct
Penalty	55:09	57:09	CHN	2 min.	6	HUANG P		- Holding an opponent
Penalty	59:49	60:00	ESP	2 min.	9	GONZALEZ G		- Roughing
Penalty	59:49	60:00	CHN	2 min.	6	HUANG P		- Roughing
GK	60:00		ESP					25 GARCIA I - Goalkeeper out
GK	60:00		CHN					1 WU J - Goalkeeper out

Goalkeeper Records

Team : ESP - Spain

Team : CHN - China P.R.

No	Name	SOG	SVS	MIP
25	GARCIA Ignacio	21	19	60:00
1	ALCAINE Ander			

No	Name	SOG	SVS	MIP
1	WU Jiankun	43	36	39:45
22	SUN Zehao	16	15	20:15

Game Statistics

Team : ESP (black)

Head Coach : TUOMI Timo

No	Pos	Name	G	A	P	PIM	FO+	FO-	FO+/-	FO%	Shots on Goal					TS	+/-
											1	2	3	OT	TS		
7	F	BURGOS Jorge	0	0	0	0	0	0	0	0.00	2	1	1		4	+2	
11	F	MUNOZ Juan	3	1	4	2	0	1	-1	0.00	1	4	3		8	+1	
13	F	GONZALEZ Pol +C	0	0	0	0	1	0	1	100.00	0	0	1		1	0	
19	D	UBIETO Adrian	0	2	2	0	0	0	0	0.00	0	2	2		4	-1	
22	F	FUENTES Patricio +A	1	3	4	0	17	7	10	70.83	3	1	3		7	+2	
2	D	ALASTRUEY Hector	0	0	0	0	0	0	0	0.00	0	0	1		1	+1	
5	F	BETRAN Adrian	0	1	1	2	14	5	9	73.68	0	0	0		0	+3	
12	F	PEDRAZ Alejandro	0	3	3	0	2	0	2	100.00	2	2	1		5	+3	
15	F	GARCIA-ARIAS Javier	3	1	4	4	1	0	1	100.00	0	6	1		7	+3	
24	D	VEA Alex	0	0	0	0	0	0	0	0.00	0	0	0		0	+1	
8	F	PUYUELO Pablo	0	0	0	0	0	0	0	0.00	1	0	1		2	0	
9	F	GONZALEZ Gaston	0	2	2	4	0	0	0	0.00	3	3	3		9	+1	
10	D	BRAVO Juan Francisco	1	2	3	0	0	0	0	0.00	1	2	2		5	+3	
14	F	CARBONELL Alejandro	0	0	0	2	8	4	4	66.67	0	0	1		1	-1	
16	F	MECO Aitor	0	0	0	0	0	0	0	0.00	1	1	0		2	-1	
17	F	FERNANDEZ-POLA Angel	0	0	0	0	8	4	4	66.67	0	0	1		1	-2	
18	F	SOLORZANO Ignacio	0	0	0	0	1	0	1	100.00	1	0	1		2	0	
1	GK	ALCAINE Ander	0	0	0	0					0	0	0		0		
25	GK	GARCIA Ignacio	0	0	0	0					0	0	0		0		
Total			8	15	23	14	52	21	31	71.23	15	22	22		59		

Team : CHN (white)

Head Coach : GORBENKO Oleg

No	Pos	Name	G	A	P	PIM	FO+	FO-	FO+/-	FO%	Shots on Goal					TS	+/-
											1	2	3	OT	TS		
2	D	LI Ning	0	0	0	2	0	0	0	0.00	1	0	0		1	-2	
5	D	GUAN Tianyi	0	0	0	4	0	0	0	0.00	1	1	0		2	-2	
7	F	ZHANG Zesen	1	0	1	0	1	8	-7	11.11	2	3	1		6	0	
8	F	ZUO Tianyou +A	0	0	0	0	3	3	0	50.00	1	0	0		1	0	
9	F	LU Hengnan +A	0	0	0	12	5	10	-5	33.33	0	0	0		0	-1	
6	F	HUANG Peng +C	0	1	1	4	5	12	-7	29.41	1	1	0		2	0	
10	D	ZHANG Jiaqi	0	0	0	6	0	0	0	0.00	0	2	0		2	0	
11	F	YU Mingrunze	1	0	1	0	2	3	-1	40.00	0	1	1		2	-1	
15	F	WU Hao	0	1	1	0	1	5	-4	16.67	1	1	0		2	0	
16	D	QIAN Jinglin	0	0	0	4	0	0	0	0.00	0	0	0		0	-1	
12	D	ZHANG Zhen	0	0	0	2	0	0	0	0.00	0	1	1		2	-1	
13	F	YUE Xinhao	0	0	0	0	1	1	0	50.00	0	0	0		0	0	
14	D	ZHANG Zheming	0	0	0	0	0	0	0	0.00	0	0	0		0	-1	
18	F	MA Tianyue	0	0	0	0	2	6	-4	25.00	1	0	0		1	-3	
20	F	BAO Jiachang	0	0	0	0	1	3	-2	25.00	0	0	0		0	-3	
21	F	NAN Jiangming	0	0	0	0	0	1	-1	0.00	0	0	0		0	-1	

Timing and Results provided by TISSOT



Head Coach : GORBENKO Oleg

No	Pos	Name	G	A	P	PIM	FO+	FO-	FO+/-	FO%	Shots on Goal					+/-
											1	2	3	OT	TS	
1	GK	WU Jiankun	0	0	0	0					0	0	0		0	
22	GK	SUN Zehao	0	0	0	0					0	0	0		0	
Total			2	2	4	34	21	52	-31	28.77	8	10	3		21	


Classifications (9-11)

R	Team	GP	W	OTW	OTL	L	GDF	GF : GA	PTS
1	SWE	1	1	0	0	0	+4	5 : 1	3
2	ESP	2	1	0	0	1	+2	9 : 7	3
3	CHN	1	0	0	0	1	-6	2 : 8	0

	CHN	ESP	SWE
CHN	*****	2:8	SAT 14 FEB 11:00
ESP	8:2	*****	1:5
SWE	SAT 14 FEB 11:00	5:1	*****

LEGEND

(G) Goals in tournament	* does not count for Plus/minus	+/- Plus/minus net	+A Assistant captain
+C Captain	A Assists	D Defence	EQ Equal strength
ET/Res Penalty end time/Result of game	F Forward	FO- Face-offs lost	FO% Face-offs won as percentage
FO+ Face-offs won	FO+/- Face-offs net	G Goals	GA Goals against
GDF Goal difference	GF Goals for	GK Goalkeeper	GP Games played
L Losses	MIP Minutes in play (GK)	No Jersey number	OT Overtime
OTL Overtime losses	OTW Overtime wins	P Points	PIM Penalties in minutes
Pos Position	PP1 Power play - 1 player	PP2 Power play - 2 players	PPG Power play goals
PTS Points	R Rank	SH1 Shorthanded - 1 player	SHG Shorthanded goals
SOG Shots on goal	SVS Saves	TPP Time on power play	TS Total shots
W Wins			

Timing and Results provided by  TISSOT



Shot Chart

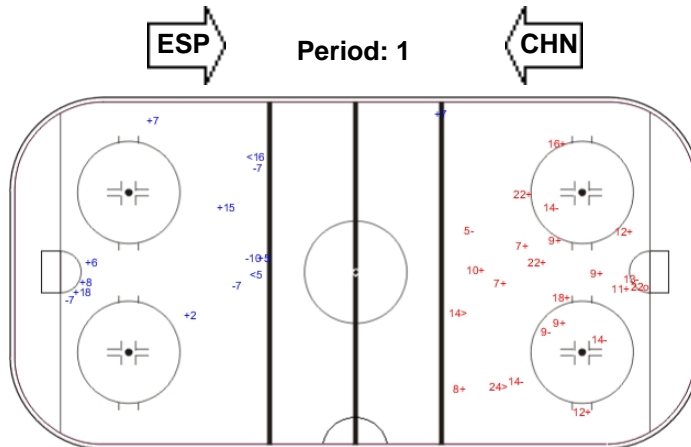
ESP - CHN

Shots by CHN

Goals (o): 0 SSG (+): 8
SSP (<): 2 SPG (-): 4



GK 25 of ESP



Shots by ESP

Goals (o): 1 SSG (+): 14
SSP (>): 2 SPG (-): 6



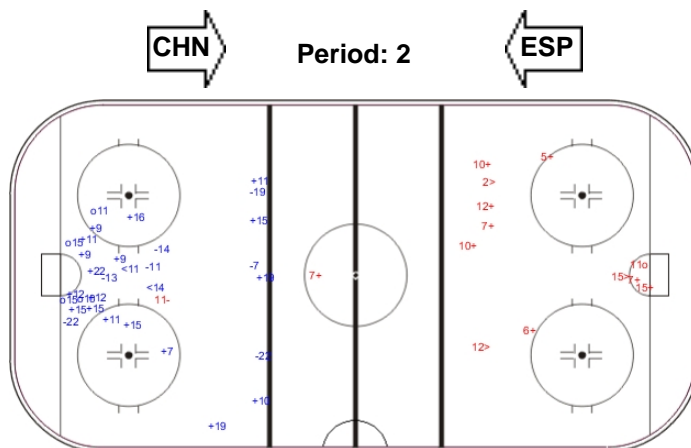
GK 22 of CHN

Shots by ESP

Goals (o): 4 SSG (+): 18
SSP (<): 2 SPG (-): 7



GK 1 of CHN



Shots by CHN

Goals (o): 1 SSG (+): 9
SSP (>): 3 SPG (-): 1



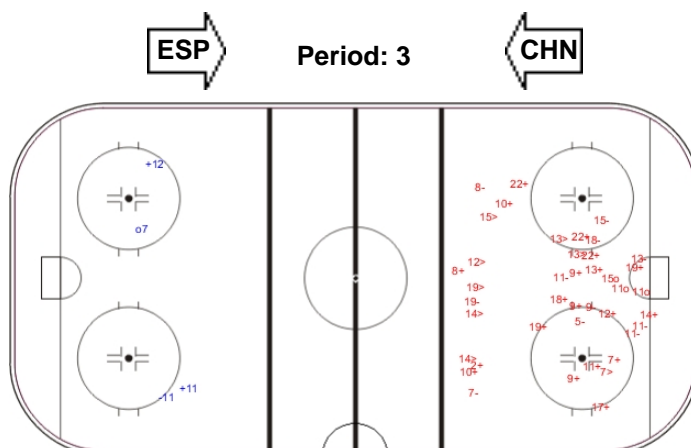
GK 25 of ESP

Shots by CHN

Goals (o): 1 SSG (+): 2
SSP (<): 0 SPG (-): 1

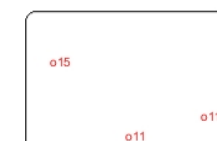


GK 25 of ESP



Shots by ESP

Goals (o): 3 SSG (+): 19
SSP (>): 8 SPG (-): 11



GK 1 of CHN

LEGEND

GK Goalkeeper **SPG** Shots past goal **SSG** Shots saved by goalkeeper **SSP** Shots saved by player

Timing and Results provided by **TISSOT**



Face-off Chart

ESP - CHN

PERIOD 1

ESP	CHN	ESP	CHN	ESP	CHN	Total wins all zones		
						ESP	CHN	
Def. zone	Att. zone	Neutral zone		Att. zone	Def. zone			
+5	-18	+22	-9	+14	-18			
+5	-9	+14	-6	+14	-13			
-14	+18	-11	+6	+5	-6			
+22	-20	+14	-9	+5	-15			
-14	+20	+22	-9	-17	+9			
		+5	-6	-14	+6			
		+14	-9					
		-5	+9					
Total wins / period	3 / 60%	2 / 40%	6 / 75%	2 / 25%	4 / 67%	2 / 33%	13 / 68%	6 / 32%

PERIOD 2

ESP	CHN	ESP	CHN	ESP	CHN	Total wins all zones		
						ESP	CHN	
Def. zone	Att. zone	Neutral zone		Att. zone	Def. zone			
-5	+6	-5	+9	-22	+15			
+5	-6	+15	-11	+22	-8			
+13	-9	+22	-9	-22	+18			
-5	+6	+5	-7	-22	+11			
+5	-6	+22	-18	+18	-15			
-17	+9	+14	-18	+5	-8			
+22	-6	+14	-18	+22	-6			
		-22	+9	-22	+11			
		+17	-6	-14	+8			
		+14	-7	+5	-6			
				+17	-6			
				+22	-20			
				+22	-20			
Total wins / period	4 / 57%	3 / 43%	8 / 80%	2 / 20%	8 / 62%	5 / 38%	20 / 67%	10 / 33%

PERIOD 3

ESP	CHN	ESP	CHN	ESP	CHN	Total wins all zones		
						ESP	CHN	
Def. zone	Att. zone	Neutral zone		Att. zone	Def. zone			
+22	-18	+22	-7	-22	+8			
+17	-6	+5	-15	+17	-9			
		+22	-8	+22	-6			
		+22	-9	-17	+8			
		+17	-9	+5	-15			
				+5	-15			
				-17	+6			
				-22	+13			
				+22	-21			
				+5	-7			
				+12	-11			
				+12	-11			
				+17	-7			
				+17	-7			
Total wins / period							19 / 79%	5 / 21%



				+ 17	- 7
				- 5	+ 7
				+ 22	- 7
2 / 100%	0 / 0%	5 / 100%	0 / 0%	12 / 71%	5 / 29%

TOTAL

Total wins / game	ESP	CHN	ESP	CHN	ESP	CHN	Total wins all zones	
	Def. zone	Att. zone	Neutral zone		Att. zone	Def. zone	ESP	CHN
	9 / 64%	5 / 36%	19 / 83%	4 / 17%	24 / 67%	12 / 33%	52 / 71%	21 / 29%



HEAD TO HEAD

	CHN										Tot	wins ESP	Dz	Nz	Az	
	No.	6	7	8	9	11	13	15	18	20						21
ESP	5	5 - 2	2 - 1	1 - 0	1 - 2			4 - 0	1 - 0			19	14 74%	4 67%	3 60%	7 88%
	11	0 - 1										1	0 0%		0 0%	
	12					2 - 0						2	2 100%			2 100%
	13				1 - 0							1	1 100%	1 100%		
	14	1 - 1	1 - 0	0 - 1	2 - 0		1 - 0		3 - 1	0 - 1		12	8 67%	0 0%	6 100%	2 50%
	15					1 - 0						1	1 100%		1 100%	
	17	3 - 1	3 - 0	0 - 1	2 - 2							12	8 67%	1 50%	2 100%	5 63%
	18							1 - 0				1	1 100%			1 100%
	22	3 - 0	2 - 0	2 - 1	4 - 1	0 - 2	0 - 1	0 - 1	2 - 1	3 - 0	1 - 0	24	17 71%	3 100%	7 88%	7 54%
Tot	17	9	6	15	5	2	6	8	4	1	73	52 71%	9 64%	19 83%	24 67%	
wins CHN	5 29%	1 11%	3 50%	5 33%	2 40%	1 50%	1 17%	2 25%	1 25%	0 0%	21 29%					
Dz	2 29%	1 17%	3 60%	1 50%	2 50%	1 50%	1 20%	1 50%	0 0%	0 0%	12 33%					
Nz	1 25%	0 0%	0 0%	3 30%	0 0%		0 0%	0 0%			4 17%					
Az	2 33%			1 33%				1 33%	1 50%		5 36%					

LEGEND

Az Attacking zone **Dz** Defending zone **Nz** Neutral zone **Tot** Total face-offs played

Timing and Results provided by **TISSOT**



Game Roster

CHN - SWE

Referee(s)

TZIRTZIGANIS Tim (BEL)

Goalkeepers

Team: CHN

No	Name	GP	MIP	GA	SVS	SOG	SVS%	GAA
1	WU Jiankun	5	96:39	20	91	111	81.98	12.42
22	SUN Zehao	5	203:21	30	245	275	89.09	8.85

Team Roster

Team: CHN (blue)

No	Pos	Name	GP	G	A	PTS	PIM	+/-
1	GK	WU Jiankun	5	0	0	0	0	
2	D	LI Ning	5	0	0	0	4	-11
3	F	FAN Yi	0	0	0	0	0	0
4	F	YU Xiaolong	0	0	0	0	0	0
5	D	GUAN Tianyi	3	0	0	0	4	-4
6	F	HUANG Peng +C	5	0	1	1	10	-11
7	F	ZHANG Zesen	4	1	0	1	0	-9
8	F	ZUO Tianyou +A	4	1	0	1	0	-9
9	F	LU Hengnan +A	5	2	0	2	28	-14
10	D	ZHANG Jiaqi	5	0	0	0	20	-15
11	F	YU Mingrunze	3	1	0	1	0	-4
12	D	ZHANG Zhen	5	0	1	1	10	-6
13	F	YUE Xinhao	5	0	1	1	4	-8
14	D	ZHANG Zheming	5	0	0	0	2	-2
15	F	WU Hao	5	1	1	2	2	-13
16	D	QIAN Jinglin	5	0	0	0	14	-14
17	D	WU Jiasiteng	4	0	0	0	8	-9
18	F	MA Tianyue	4	0	0	0	2	-8
19	F	YANG Zhenyu	3	0	0	0	0	-3
20	F	BAO Jiachang	5	0	0	0	2	-5
21	F	NAN Jiangming	5	0	1	1	0	-4
22	GK	SUN Zehao	5	0	0	0	2	

Head Coach: GORBENKO Oleg

Linesmen

KACEJ Lukas (SVK) , van GRINSVEN Chris (BEL)

Team: SWE

No	Name	GP	MIP	GA	SVS	SOG	SVS%	GAA
1	LJUNG Arvid	5	184:56	12	131	143	91.61	3.89
2	HVITFELDT Henrik	1	00:00	0	0	0	0.00	0.00
30	HELIN Emil	4	120:00	8	82	90	91.11	4.00

Team: SWE (yellow)

No	Pos	Name	GP	G	A	PTS	PIM	+/-
1	GK	LJUNG Arvid	5	0	0	0	0	
2	GK	HVITFELDT Henrik	1	0	0	0	0	
3	D	BACKESTEN Joel	5	0	1	1	6	-8
4	D	STIGBORN Adam +A	4	0	0	0	0	-2
5	D	LYRVALL Erik	5	1	2	3	4	-1
6	D	JIGMALM Freddie	5	1	3	4	4	0
7	F	JONSSON Daniel	5	1	1	2	0	-2
8	D	PELTONIEMI Fredrik	5	0	1	1	0	0
9	F	BJORK LINDSTROM Victor	5	0	0	0	8	-6
10	F	GRONROS Andre	4	0	1	1	0	-4
11	F	ORRSVEDEN Magnus	5	0	1	1	12	-5
12	D	WESTLUND Wiking +A	5	0	1	1	2	0
14	D	NYQUIST Oscar	5	0	0	0	2	-6
15	F	ANDERSSON Daniel	5	2	3	5	6	-4
16	F	BERGQVIST Stefan	5	2	0	2	6	-7
17	F	SALDEEN Justus	5	1	0	1	8	0
18	F	ORTEVALL Marcus	5	1	0	1	0	-3
19	F	RONNEBACK THOMSON Joachim +C	5	1	3	4	4	0
20	F	GRONSKOG Niklas	5	1	3	4	4	+1
23	F	ROGNE Eric	4	0	0	0	0	-2
24	D	HERTZBERG Tim	5	1	0	1	4	-7
30	GK	HELIN Emil	4	0	0	0	2	

Head Coach: TIGER Mats

LEGEND

A Assists	D Defence	F Forward	G Goals
GA Goals against	GAA Goals against as average per 60 minutes	GK Goalkeeper	GP Games played
MIP Minutes and seconds played	No Jersey number	PIM Penalties in minutes	Pos Position
PTS Points	SOG Shots on goal	SVS Saves	SVS% Saves in percentage
+/- Plus/minus net	+A Assistant captain	+C Captain	

Timing and Results provided by **TISSOT**



Line-ups

CHN - SWE

Referee(s)

TZIRTZIGANIS Tim (BEL)

Linesmen

KACEJ Lukas (SVK) , van GRINSVEN Chris (BEL)

Goalkeepers

Team: CHN

No Name

1 WU Jiankun
22 SUN Zehao

Team: SWE

No Name

2 HVITFELDT Henrik
30 HELIN Emil

Team Line-ups

Team: CHN (blue)

No Pos Name

12	D	ZHANG Zhen
7	F	ZHANG Zesen
8	F	ZUO Tianyou +A
9	F	LU Hengnan +A
13	F	YUE Xinhao
10	D	ZHANG Jiaqi
16	D	QIAN Jinglin
6	F	HUANG Peng +C
11	F	YU Mingrunze
15	F	WU Hao
2	D	LI Ning
5	D	GUAN Tianyi
18	F	MA Tianyue
20	F	BAO Jiachang
21	F	NAN Jiangming
14	D	ZHANG Zheming

Head Coach: GORBENKO Oleg

NOT DRESSED:

3 F FAN Yi
4 F YU Xiaolong
17 D WU Jiasiteng
19 F YANG Zhenyu

No Pos Name

3	D	BACKESTEN Joel
24	D	HERTZBERG Tim
9	F	BJORK LINDSTROM Victor
10	F	GRONROS Andre
15	F	ANDERSSON Daniel
5	D	LYRVALL Erik
6	D	JIGMALM Freddie
8	D	PELTONIEMI Fredrik
12	D	WESTLUND Wiking +A
20	F	GRONSKOG Niklas
14	D	NYQUIST Oscar
11	F	ORRSVEDEN Magnus
16	F	BERGQVIST Stefan
18	F	ORTEVALL Marcus
7	F	JONSSON Daniel
17	F	SALDEEN Justus
19	F	RONNEBACK THOMSON Joachim +C


Head Coach: TIGER Mats

NOT DRESSED:

1 GK LJUNG Arvid
4 D STIGBORN Adam +A
23 F ROGNE Eric

LEGEND

D	Defence	F	Forward	No	Jersey number	Pos	Position
+A	Assistant captain	+C	Captain				

Timing and Results provided by  TISSOT



Graphical Line-ups

CHN - SWE

Referee(s)

TZIRTZIGANIS Tim (BEL)

Linesmen

KACEJ Lukas (SVK) , van GRINSVEN Chris (BEL)

Team: CHN - China P.R. (blue)

Head Coach: GORBENKO Oleg

S1 1 WU Jiankun		
22 SUN Zehao		
S2 12 ZHANG Zhen	S3 13 YUE Xinhao	
S4 7 ZHANG Zesen	S6 9 LU Hengnan +A	S5 8 ZUO Tianyou +A
16 QIAN Jinglin		10 ZHANG Jiaqi
11 YU Mingrunze	6 HUANG Peng +C	15 WU Hao
2 LI Ning		5 GUAN Tianyi
21 NAN Jiangming	18 MA Tianyue	20 BAO Jiachang
14 ZHANG Zheming		

Team: SWE - Sweden (yellow)

Head Coach: TIGER Mats

S1 2 HVITFELDT Henrik		
30 HELIN Emil		
S2 3 BACKESTEN Joel	S3 24 HERTZBERG Tim	
S5 10 GRONROS Andre	S6 15 ANDERSSON Daniel	S4 9 BJORK LINDSTROM Victor
12 WESTLUND Wiking +A		8 PELTONIEMI Fredrik
20 GRONSKOG Niklas	6 JIGMALM Freddie	5 LYRVALL Erik
		14 NYQUIST Oscar
11 ORRSVEDEN Magnus	16 BERGQVIST Stefan	18 ORTEVALL Marcus
7 JONSSON Daniel	19 RONNEBACK THOMSON Joachim +C	17 SALDEEN Justus

LEGEND

Sn Starting position

+A Assistant captain

+C Captain

Timing and Results provided by **TISSOT**



Game Summary

CHN - SWE 0 - 4 (0 - 2, 0 - 0, 0 - 2)

Spectators	Referee(s)	Linesmen
50	TZIRTZIGANIS Tim (BEL)	KACEJ Lukas (SVK) , van GRINSVEN Chris (BEL)

Team Statistics

Period	Score	SVS	SOG	PIM	TPP	PPG	SHG
1	0 : 2	26 : 6	6 : 28	0 : 2	02:00 : 00:00	0 : 0	0 : 0
2	0 : 0	30 : 1	1 : 30	2 : 4	03:02 : 02:00	0 : 0	0 : 0
3	0 : 2	19 : 4	4 : 21	8 : 10	06:38 : 02:23	0 : 1	0 : 0
Total	0 : 4	75 : 11	11 : 79	10 : 16	11:40 : 04:23	0 : 1	0 : 0

1st Period

Action	Time	ET/Res	Team	Type	No	Name	(G)	Name of Assistant(s) / Action Description
GK	00:00		CHN		1	WU J		- Goalkeeper in
GK	00:00		SWE		2	HVITFELDT H		- Goalkeeper in
GK	02:02		CHN		22	SUN Z		- Goalkeeper in
Goal	03:00	0 : 1	SWE	EQ	18	ORTEVALL M	(2)	11 ORRSVEDEN M 19 RONNEBACK THOMSON J On Ice CHN 22 8 9 10 12 15 SWE 2 11 12 18 19 24
Goal	11:48	0 : 2	SWE	EQ	20	GRONSKOG N	(2)	3 BACKESTEN J 5 LYRVALL E On Ice CHN 22 2 14 18 20 21 SWE 2 3 5 6 8 20
Penalty	13:48	15:48	SWE	2 min.	6	JIGMALM F		- High Sticking

2nd Period

Action	Time	ET/Res	Team	Type	No	Name	(G)	Name of Assistant(s) / Action Description
Penalty	26:18	28:18	CHN	2 min.	13	YUE X		- Roughing
Time-out	31:32		SWE					
Penalty	32:18	34:18	SWE	2 min.	10	GRONROS A		- Slashing
Penalty	38:58	40:58	SWE	2 min.	9	BJORK LINDSTROM V		- Tripping

3rd Period

Action	Time	ET/Res	Team	Type	No	Name	(G)	Name of Assistant(s) / Action Description
Penalty	41:06	43:06	CHN	2 min.	15	WU H		- Boarding
Goal	43:31	0 : 3	SWE	EQ	7	JONSSON D	(2)	24 HERTZBERG T 17 SALDEEN J On Ice CHN 22 5 9 11 14 15 SWE 2 7 12 15 17 24
Penalty	48:24	50:24	SWE	2 min.	9	BJORK LINDSTROM V		- Holding an opponent
Penalty	52:54	53:17	CHN	2 min.	20	BAO J		- Holding an opponent
Goal	53:17	0 : 4	SWE	PP1	20	GRONSKOG N	(3)	19 RONNEBACK THOMSON J 5 LYRVALL E On Ice CHN 22 11 12 13 15 SWE 2 3 5 8 19 20 *
Penalty	56:17	58:17	SWE	2 min.	19	RONNEBACK THOMSON J		- Interference
Penalty	57:53	59:53	SWE	2 min.	11	ORRSVEDEN M		- Roughing
Penalty	57:53	60:00	SWE	2 min.	11	ORRSVEDEN M		- Roughing
Penalty	57:53	59:53	CHN	2 min.	6	HUANG P		- Roughing
Penalty	57:53	60:00	CHN	2 min.	6	HUANG P		- Roughing
Penalty	58:20	60:00	SWE	2 min.	7	JONSSON D		- Hooking
GK	60:00		CHN					22 SUN Z - Goalkeeper out
GK	60:00		SWE					2 HVITFELDT H - Goalkeeper out

Goalkeeper Records

Team : CHN - China P.R.

Team : SWE - Sweden

No	Name	SOG	SVS	MIP	No	Name	SOG	SVS	MIP
22	SUN Zehao	77	73	57:58	2	HVITFELDT Henrik	11	11	60:00
1	WU Jiankun	2	2	02:02	30	HELIN Emil			

Game Statistics

Team : CHN (blue)

Timing and Results provided by  TISSOT



Head Coach : GORBENKO Oleg

No	Pos	Name	G	A	P	PIM	FO+	FO-	FO+/-	FO%	Shots on Goal					+/-
											1	2	3	OT	TS	
7	F	ZHANG Zesen	0	0	0	0	2	3	-1	40.00	2	0	1		3	0
8	F	ZUO Tianyou +A	0	0	0	0	1	2	-1	33.33	0	0	1		1	-1
9	F	LU Hengnan +A	0	0	0	0	8	20	-12	28.57	0	0	1		1	-2
12	D	ZHANG Zhen	0	0	0	0	0	0	0	0.00	0	0	1		1	-1
13	F	YUE Xinhao	0	0	0	2	0	0	0	0.00	0	0	0		0	0
6	F	HUANG Peng +C	0	0	0	4	13	12	1	52.00	0	0	0		0	0
10	D	ZHANG Jiaqi	0	0	0	0	0	0	0	0.00	0	0	0		0	-1
11	F	YU Mingrunze	0	0	0	0	1	1	0	50.00	1	1	0		2	-1
15	F	WU Hao	0	0	0	2	0	2	-2	0.00	2	0	0		2	-2
16	D	QIAN Jinglin	0	0	0	0	0	0	0	0.00	0	0	0		0	0
2	D	LI Ning	0	0	0	0	0	0	0	0.00	0	0	0		0	-1
5	D	GUAN Tianyi	0	0	0	0	0	0	0	0.00	0	0	0		0	-1
18	F	MA Tianyue	0	0	0	0	1	3	-2	25.00	0	0	0		0	-1
20	F	BAO Jiachang	0	0	0	2	0	0	0	0.00	1	0	0		1	-1
21	F	NAN Jiangming	0	0	0	0	0	0	0	0.00	0	0	0		0	-1
14	D	ZHANG Zheming	0	0	0	0	0	0	0	0.00	0	0	0		0	-2
1	GK	WU Jiankun	0	0	0	0					0	0	0		0	
22	GK	SUN Zehao	0	0	0	0					0	0	0		0	
Total			0	0	0	10	26	43	-17	37.68	6	1	4		11	

Team : SWE (yellow)

Head Coach : TIGER Mats

No	Pos	Name	G	A	P	PIM	FO+	FO-	FO+/-	FO%	Shots on Goal					+/-
											1	2	3	OT	TS	
3	D	BACKESTEN Joel	0	1	1	0	0	0	0	0.00	2	1	1		4	+1
9	F	BJORK LINDSTROM Victor	0	0	0	4	1	0	1	100.00	0	4	0		4	0
10	F	GRONROS Andre	0	0	0	2	0	0	0	0.00	2	2	5		9	0
15	F	ANDERSSON Daniel	0	0	0	0	12	8	4	60.00	3	4	0		7	+1
24	D	HERTZBERG Tim	0	1	1	0	0	0	0	0.00	0	0	0		0	+2
5	D	LYRVALL Erik	0	2	2	0	2	4	-2	33.33	2	3	1		6	+1
6	D	JIGMALM Freddie	0	0	0	2	14	4	10	77.78	2	1	0		3	+1
8	D	PELTONIEMI Fredrik	0	0	0	0	0	0	0	0.00	0	3	1		4	+1
12	D	WESTLUND Wiking +A	0	0	0	0	0	0	0	0.00	1	1	0		2	+2
20	F	GRONSKOG Niklas	2	0	2	0	0	0	0	0.00	3	2	3		8	+1
11	F	ORRSVEDEN Magnus	0	1	1	4	0	0	0	0.00	2	3	4		9	+1
14	D	NYQUIST Oscar	0	0	0	0	0	0	0	0.00	1	1	1		3	0
16	F	BERGQVIST Stefan	0	0	0	0	0	0	0	0.00	0	0	0		0	0
18	F	ORTEVALL Marcus	1	0	1	0	1	2	-1	33.33	1	0	1		2	+1
7	F	JONSSON Daniel	1	0	1	2	1	0	1	100.00	2	0	1		3	+1
17	F	SALDEEN Justus	0	1	1	0	1	0	1	100.00	4	4	1		9	+1
19	F	RONNEBACK THOMSON Joachim +C	0	2	2	2	11	8	3	57.89	3	1	2		6	+1
2	GK	HVITFELDT Henrik	0	0	0	0					0	0	0		0	
30	GK	HELIN Emil	0	0	0	0					0	0	0		0	
Total			4	8	12	16	43	26	17	62.32	28	30	21		79	

Classifications (9-11)

R	Team	GP	W	OTW	OTL	L	GDF	GF : GA	PTS
1	SWE	2	2	0	0	0	+8	9 : 1	6
2	ESP	2	1	0	0	1	+2	9 : 7	3
3	CHN	2	0	0	0	2	-10	2 : 12	0

	CHN	ESP	SWE
CHN	*****	2:8	0:4
ESP	8:2	*****	1:5
SWE	4:0	5:1	*****



LEGEND			
(G)	Goals in tournament	*	does not count for Plus/minus
+C	Captain	A	Assists
ET/Res	Penalty end time/Result of game	F	Forward
FO+	Face-offs won	FO+/-	Face-offs net
GDF	Goal difference	GF	Goals for
L	Losses	MIP	Minutes in play (GK)
OTL	Overtime losses	OTW	Overtime wins
Pos	Position	PP1	Power play - 1 player
R	Rank	SHG	Shorthanded goals
TPP	Time on power play	TS	Total shots
		+/-	Plus/minus net
		D	Defence
		FO-	Face-offs lost
		G	Goals
		GK	Goalkeeper
		No	Jersey number
		P	Points
		PPG	Power play goals
		SOG	Shots on goal
		W	Wins
		+A	Assistant captain
		EQ	Equal strength
		FO%	Face-offs won as percentage
		GA	Goals against
		GP	Games played
		OT	Overtime
		PIM	Penalties in minutes
		PTS	Points
		SVS	Saves



Shot Chart

CHN - SWE

Shots by CHN

Goals (o): 0 SSG (+): 6
SSP (-): 3 SPG (-): 3



GK 2 of SWE

Shots by SWE

Goals (o): 0 SSG (+): 30
SSP (-): 9 SPG (-): 14



GK 22 of CHN

Shots by CHN

Goals (o): 0 SSG (+): 4
SSP (-): 2 SPG (-): 6



GK 2 of SWE

Shots by SWE

Goals (o): 2 SSG (+): 26
SSP (-): 12 SPG (-): 10



GK 1 of CHN



GK 22 of CHN

Shots by CHN

Goals (o): 0 SSG (+): 1
SSP (-): 0 SPG (-): 2



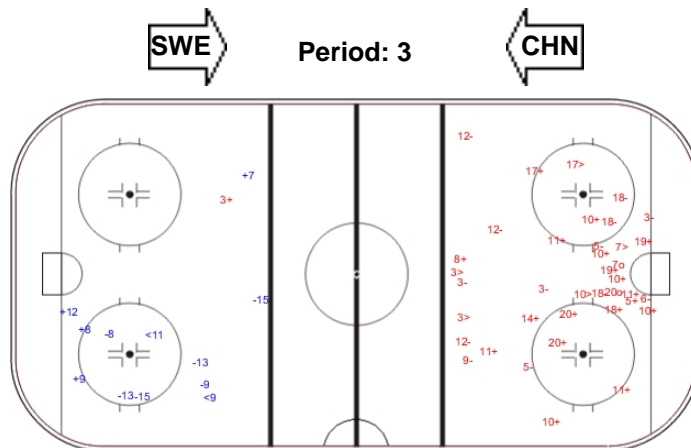
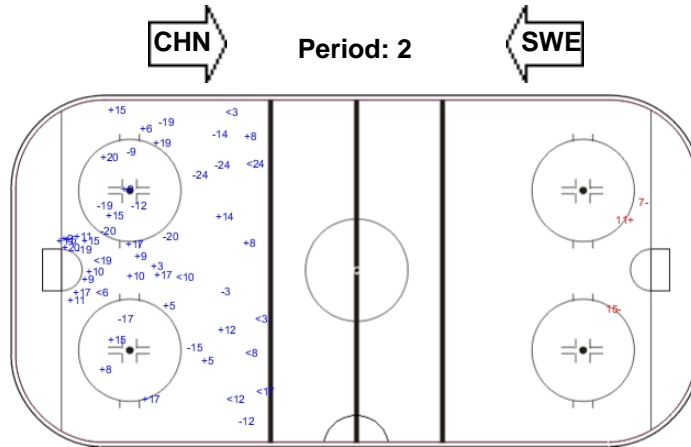
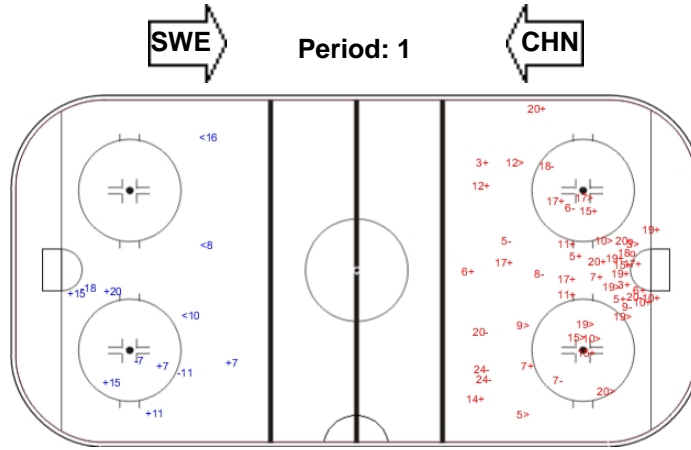
GK 2 of SWE

Shots by SWE

Goals (o): 2 SSG (+): 19
SSP (-): 5 SPG (-): 13



GK 22 of CHN



LEGEND

GK Goalkeeper **SPG** Shots past goal **SSG** Shots saved by goalkeeper **SSP** Shots saved by player

Timing and Results provided by **TISSOT**



Face-off Chart

CHN - SWE

PERIOD 1

	CHN		SWE		CHN		SWE		
	Def. zone	Att. zone	Neutral zone		Att. zone	Def. zone			
	- 9	+ 19	- 9	+ 15	+ 6	- 6			Total wins all zones
	+ 9	- 19	- 9	+ 15	+ 18	- 6			
	- 9	+ 19	+ 6	- 15	+ 6	- 5			
	- 6	+ 15	- 9	+ 19					
	+ 9	- 19							
	- 6	+ 15							
	- 18	+ 6							
	+ 6	- 15							
	- 9	+ 6							
	- 9	+ 15							
	- 9	+ 19							
	- 9	+ 19							
Total wins / period	3 / 25%	9 / 75%	1 / 25%	3 / 75%	3 / 100%	0 / 0%	Total wins all zones		
								CHN	SWE
								7 / 37%	12 / 63%

PERIOD 2

	CHN		SWE		CHN		SWE		
	Def. zone	Att. zone	Neutral zone		Att. zone	Def. zone			
	- 6	+ 6	- 9	+ 15	- 9	+ 15			Total wins all zones
	- 6	+ 6	+ 9	- 15	- 7	+ 5			
	- 18	+ 6	+ 6	- 19					
	+ 9	- 15							
	- 9	+ 6							
	- 6	+ 19							
	+ 9	- 15							
	- 11	+ 6							
	- 15	+ 6							
	- 8	+ 19							
	- 15	+ 15							
	- 7	+ 15							
	+ 7	- 6							
	+ 6	- 15							
	- 6	+ 18							
	- 18	+ 17							
	- 9	+ 6							
	- 6	+ 6							
	+ 9	- 19							
	- 6	+ 15							
	+ 7	- 5							
	- 7	+ 5							
Total wins / period	6 / 27%	16 / 73%	2 / 67%	1 / 33%	0 / 0%	2 / 100%	Total wins all zones		
								CHN	SWE
								8 / 30%	19 / 70%

PERIOD 3



	CHN		SWE		CHN		SWE					
	Def. zone	Att. zone	Neutral zone		Att. zone	Def. zone						
	- 6	+ 6	- 9	+ 15	+ 9	- 19			Total wins all zones			
	- 9	+ 19	+ 8	- 19	+ 6	- 5						
	+ 6	- 6	- 9	+ 6	- 6	+ 6						
	- 6	+ 15	+ 6	- 15	- 9	+ 6						
	+ 6	- 15	+ 6	- 19	+ 9	- 5						
	- 9	+ 19	+ 6	- 18	- 8	+ 9						
	+ 6	- 18	- 9	+ 7								
	- 9	+ 19										
	+ 11	- 19										
	- 6	+ 19										
Total wins / period	4 / 40%	6 / 60%	4 / 57%	3 / 43%	3 / 50%	3 / 50%	<table border="1"> <thead> <tr> <th>CHN</th> <th>SWE</th> </tr> </thead> <tbody> <tr> <td>11 / 48%</td> <td>12 / 52%</td> </tr> </tbody> </table>		CHN	SWE	11 / 48%	12 / 52%
CHN	SWE											
11 / 48%	12 / 52%											

TOTAL

	CHN		SWE		CHN		SWE					
	Def. zone	Att. zone	Neutral zone		Att. zone	Def. zone						
Total wins / game	13 / 30%	31 / 70%	7 / 50%	7 / 50%	6 / 55%	5 / 45%	<table border="1"> <thead> <tr> <th>CHN</th> <th>SWE</th> </tr> </thead> <tbody> <tr> <td>26 / 38%</td> <td>43 / 62%</td> </tr> </tbody> </table>		CHN	SWE	26 / 38%	43 / 62%
CHN	SWE											
26 / 38%	43 / 62%											




HEAD TO HEAD

		SWE							Tot	wins CHN	Dz	Nz	Az	
No.	5	6	7	9	15	17	18	19						
CHN	6	2 - 0	2 - 5			5 - 4		2 - 1	2 - 2	25	13 52%	5 31%	5 100%	3 75%
	7	1 - 2	1 - 0			0 - 1				5	2 40%	2 50%		0 0%
	8				0 - 1				1 - 1	3	1 33%	0 0%	1 100%	0 0%
	9	1 - 0	0 - 5	0 - 1		3 - 6			4 - 8	28	8 29%	5 31%	1 13%	2 50%
	11		0 - 1						1 - 0	2	1 50%	1 50%		
	15		0 - 1			0 - 1				2	0 0%	0 0%		
	18		1 - 2				0 - 1			4	1 25%	0 0%		1 100%
Tot	6	18	1	1	20	1	3	19	69	26 38%	13 30%	7 50%	6 55%	
wins SWE	2 33%	14 78%	1 100%	1 100%	12 60%	1 100%	1 33%	11 58%	43 62%					
Dz	1 25%	2 50%		1 100%	1 100%			0 0%	5 45%					
Nz		1 100%	1 100%		4 57%		0 0%	1 25%	7 50%					
Az	1 50%	11 85%			7 58%	1 100%	1 50%	10 71%	31 70%					

LEGEND

Az Attacking zone **Dz** Defending zone **Nz** Neutral zone **Tot** Total face-offs played

Timing and Results provided by  TISSOT



Game Roster

JPN - CHN

Referee(s)

BJALKANDER Patric (SWE)

Linesmen

NYQVIST Anders (SWE) , TROBAJO NAVARRO Carlos (ESP)

Goalkeepers

Team: JPN

No	Name	GP	MIP	GA	SVS	SOG	SVS%	GAA
1	HITOMI Shun	2	60:00	2	50	52	96.15	2.00
25	ONODA Takuto	2	59:08	3	27	30	90.00	3.04

Team Roster

Team: JPN (black)

No	Pos	Name	GP	G	A	PTS	PIM	+/-
1	GK	HITOMI Shun	2	0	0	0	0	
2	D	HORIUCHI Itaru	2	0	1	1	4	-1
4	D	MATSUKANE Kenta	2	0	1	1	0	0
5	D	KATO Shinnosuke	2	0	0	0	4	0
6	D	OHBA Dai	2	0	0	0	0	0
7	D	YOKOYAMA Yoshiya	2	0	0	0	2	0
8	F	OMUKU Maito	2	1	1	2	2	+1
9	F	ECHIGO Tomoya +A	2	0	1	1	0	-1
11	F	OTSU Kosuke	2	0	1	1	2	0
12	D	KOIZUMI Kazunari	2	0	0	0	2	0
13	F	HITOSATO Shigeki	2	0	0	0	0	-1
14	F	TANAKA Kentaro +A	2	0	0	0	0	-3
15	F	KONNO Tomohiro	2	0	0	0	0	+1
16	F	TATEDA Shun	2	0	0	0	0	-1
18	F	FURUHASHI Makuru	2	1	0	1	4	+1
19	F	NAKAJIMA Shogo	2	0	0	0	0	+1
21	F	SUZUKI Kento	2	0	0	0	6	0
22	F	KAWAMURA Kazuki	2	1	0	1	0	-1
23	F	IKEDA Ikki	2	1	0	1	0	+2
24	D	SATOH Hikaru +C	2	1	0	1	2	+1
25	GK	ONODA Takuto	2	0	0	0	0	

Head Coach: MAHON Mark

Team: CHN

No	Name	GP	MIP	GA	SVS	SOG	SVS%	GAA
1	WU Jiankun	3	48:26	10	49	59	83.05	12.39
22	SUN Zehao	3	131:34	20	165	185	89.19	9.12

Team: CHN (white)

No	Pos	Name	GP	G	A	PTS	PIM	+/-
1	GK	WU Jiankun	3	0	0	0	0	
2	D	LI Ning	3	0	0	0	2	-5
3	F	FAN Yi	0	0	0	0	0	0
4	F	YU Xiaolong	0	0	0	0	0	0
5	D	GUAN Tianyi	2	0	0	0	0	-2
6	F	HUANG Peng +C	3	0	0	0	6	-8
7	F	ZHANG Zesen	3	0	0	0	0	-9
8	F	ZUO Tianyou +A	2	1	0	1	0	-7
9	F	LU Hengnan +A	3	0	0	0	14	-10
10	D	ZHANG Jiaqi	3	0	0	0	10	-12
11	F	YU Mingrunze	2	0	0	0	0	-3
12	D	ZHANG Zhen	3	0	0	0	2	-3
13	F	YUE Xinhao	3	0	0	0	0	-6
14	D	ZHANG Zheming	3	0	0	0	0	0
15	F	WU Hao	3	0	0	0	2	-8
16	D	QIAN Jinglin	3	0	0	0	2	-11
17	D	WU Jiasiteng	3	0	0	0	6	-8
18	F	MA Tianyue	3	0	0	0	2	-5
19	F	YANG Zhenyu	3	0	0	0	0	-3
20	F	BAO Jiachang	3	0	0	0	0	-2
21	F	NAN Jiangming	3	0	0	0	0	-2
22	GK	SUN Zehao	3	0	0	0	2	

Head Coach: GORBENKO Oleg

LEGEND

A Assists	D Defence	F Forward	G Goals
GA Goals against	GAA Goals against as average per 60 minutes	GK Goalkeeper	GP Games played
MIP Minutes and seconds played	No Jersey number	PIM Penalties in minutes	Pos Position
PTS Points	SOG Shots on goal	SVS Saves	SVS% Saves in percentage
+/- Plus/minus net	+A Assistant captain	+C Captain	

Timing and Results provided by **TISSOT**



Line-ups

REVISED
10 FEB 16:21

JPN - CHN

Referee(s)

BJALKANDER Patric (SWE)

Goalkeepers

Team: JPN

No	Name
25	ONODA Takuto
1	HITOMI Shun

Team Line-ups

Team: JPN (black)

No	Pos	Name
7	D	YOKOYAMA Yoshiya
12	D	KOIZUMI Kazunari
8	F	OMUKU Maito
11	F	OTSU Kosuke
22	F	KAWAMURA Kazuki
<hr/>		
2	D	HORIUCHI Itaru
5	D	KATO Shinnosuke
9	F	ECHIGO Tomoya +A
16	F	TATEDA Shun
19	F	NAKAJIMA Shogo
<hr/>		
4	D	MATSUKANE Kenta
24	D	SATOH Hikaru +C
13	F	HITOSATO Shigeki
15	F	KONNO Tomohiro
18	F	FURUHASHI Makuru
<hr/>		
6	D	OHBA Dai
14	F	TANAKA Kentaro +A
21	F	SUZUKI Kento
23	F	IKEDA Ikki

Head Coach: MAHON Mark

Linesmen

NYQVIST Anders (SWE) , TROBAJO NAVARRO Carlos (ESP)

Team: CHN

No	Name
1	WU Jiankun
22	SUN Zehao

Team: CHN (white)

No	Pos	Name
12	D	ZHANG Zhen
17	D	WU Jiasiteng
8	F	ZUO Tianyou +A
9	F	LU Hengnan +A
<hr/>		
10	D	ZHANG Jiaqi
16	D	QIAN Jinglin
6	F	HUANG Peng +C
13	F	YUE Xinhao
15	F	WU Hao
<hr/>		
2	D	LI Ning
14	D	ZHANG Zheming
20	F	BAO Jiachang
21	F	NAN Jiangming

Head Coach: GORBENKO Oleg

NOT DRESSED:

3 F FAN Yi

4 F YU Xiaolong

5 D GUAN Tianyi

7 F ZHANG Zesen

11 F YU Mingrunze

18 F MA Tianyue

19 F YANG Zhenyu

LEGEND

D Defence

+A Assistant captain

F Forward

+C Captain

No Jersey number

Pos Position

Players 7 and 18 of Team China removed from the Line up following FISU Official TD communication

Timing and Results provided by **TISSOT**



Graphical Line-ups

JPN - CHN

Referee(s)

BJALKANDER Patric (SWE)

Linesmen

NYQVIST Anders (SWE) , TROBAJO NAVARRO Carlos (ESP)

Team: JPN - Japan (black)

Head Coach: MAHON Mark

S1 25 ONODA Takuto		
1 HITOMI Shun		
S2 7 YOKOYAMA Yoshiya	S3 12 KOIZUMI Kazunari	
S5 11 OTSU Kosuke	S4 8 OMUKU Maito	S6 22 KAWAMURA Kazuki
2 HORIUCHI Itaru		5 KATO Shinnosuke
19 NAKAJIMA Shogo	9 ECHIGO Tomoya +A	16 TATEDA Shun
24 SATOH Hikaru +C		4 MATSUKANE Kenta
15 KONNO Tomohiro	18 FURUHASHI Makuru	13 HITOSATO Shigeki
		6 OHBA Dai
21 SUZUKI Kento	14 TANAKA Kentaro +A	23 IKEDA Ikki

Team: CHN - China P.R. (white)

Head Coach: GORBENKO Oleg

S1 1 WU Jiankun		
22 SUN Zehao		
S3 17 WU Jiasiteng	S2 12 ZHANG Zhen	
7 ZHANG Zesen	S5 9 LU Hengnan +A	S4 8 ZUO Tianyou +A
16 QIAN Jinglin		10 ZHANG Jiaqi
15 WU Hao	6 HUANG Peng +C	13 YUE Xinhao
14 ZHANG Zheming		2 LI Ning
20 BAO Jiachang	18 MA Tianyue	S6 21 NAN Jiangming

LEGEND

Sn Starting position

+A Assistant captain

+C Captain

Timing and Results provided by **TISSOT**



Game Summary

JPN - CHN 12 - 3 (4 - 2, 1 - 1, 7 - 0)

Spectators	Referee(s)	Linesmen
300	BJALKANDER Patric (SWE)	NYQVIST Anders (SWE) , TROBAJO NAVARRO Carlos (ESP)

Team Statistics

Period	Score	SVS	SOG	PIM	TPP	PPG	SHG
1	4 : 2	7 : 20	24 : 9	2 : 6	03:09 : 00:57	1 : 1	0 : 0
2	1 : 1	5 : 26	27 : 6	29 : 8	05:03 : 05:17	1 : 1	0 : 0
3	7 : 0	0 : 25	32 : 0	4 : 16	06:29 : 02:00	3 : 0	0 : 0
Total	12 : 3	12 : 71	83 : 15	35 : 30	14:41 : 08:14	5 : 2	0 : 0

1st Period

Action	Time	ET/Res	Team	Type	No	Name	(G)	Name of Assistant(s) / Action Description
GK	00:00		JPN		25	ONODA T		- Goalkeeper in
GK	00:00		CHN		1	WU J		- Goalkeeper in
Penalty	01:14	01:36	CHN	2 min.	17	WU J		- Hooking
Goal	01:36	1 : 0	JPN	PP1	18	FURUHASHI M	(2)	23 IKEDA I 4 MATSUKANE K On Ice JPN 25 4 5 18 23 24 * CHN 1 2 10 16 20
Goal	07:20	2 : 0	JPN	EQ	18	FURUHASHI M	(3)	On Ice JPN 25 5 6 13 15 18 CHN 1 6 10 12 13 15
Goal	08:28	3 : 0	JPN	EQ	23	IKEDA I	(2)	11 OTSU K 2 HORIUCHI I On Ice JPN 25 2 4 11 14 23 CHN 1 8 9 10 12 21
GK	08:28		CHN		22	SUN Z		- Goalkeeper in
Goal	08:48	3 : 1	CHN	EQ	9	LU H	(1)	1 WU J - Goalkeeper out On Ice JPN 25 4 8 11 22 24 CHN 22 8 9 10 12 21
Penalty	12:55	14:55	CHN	2 min.	14	ZHANG Z		- Slashing
Penalty	14:31	16:31	CHN	2 min.	10	ZHANG J		- Holding an opponent
Penalty	15:42	17:28	JPN	2 min.	11	OTSU K		- Interference on a Goalkeeper
Goal	17:28	3 : 2	CHN	PP1	15	WU H	(1)	12 ZHANG Z 21 NAN J On Ice JPN 25 2 9 16 24 * CHN 22 8 9 12 15 17
Goal	18:19	4 : 2	JPN	EQ	15	KONNO T	(1)	8 OMUKU M 18 FURUHASHI M On Ice JPN 25 5 12 13 15 18 CHN 22 2 8 9 15 17

2nd Period

Action	Time	ET/Res	Team	Type	No	Name	(G)	Name of Assistant(s) / Action Description
Penalty	24:43	26:43	JPN	2 min.	19	NAKAJIMA S		- Tripping
Penalty	26:56	28:56	CHN	2 min.	12	ZHANG Z		- Holding an opponent
Penalty	27:59	29:59	CHN	2 min.	20	BAO J		- Cross-Checking
Penalty	31:33	33:33	CHN	2 min.	16	QIAN J		- Kneeing
Goal	33:33	5 : 2	JPN	PP1	18	FURUHASHI M	(4)	15 KONNO T 24 SATOH H On Ice JPN 25 4 15 18 23 24 * CHN 22 8 9 10 12
Penalty	34:41	39:41	JPN	5 min.	11	OTSU K		- High Sticking / Served by: 21 SUZUKI K
Penalty	34:41	60:00	JPN	20 min.	11	OTSU K		- Game Misconduct Penalty
Penalty	34:41	36:41	CHN	2 min.	16	QIAN J		- Roughing
Penalty	36:24	38:02	JPN	2 min.	14	TANAKA K		- Tripping
Goal	38:02	5 : 3	CHN	PP2	9	LU H	(2)	13 YUE X On Ice JPN 25 7 9 12 * CHN 22 8 9 10 13 16

3rd Period

Action	Time	ET/Res	Team	Type	No	Name	(G)	Name of Assistant(s) / Action Description
Penalty	40:16	42:16	CHN	2 min.	13	YUE X		- Interference
Penalty	40:16	42:16	JPN	2 min.	22	KAWAMURA K		- Unsportsmanlike Conduct
Goal	41:57	6 : 3	JPN	EQ	23	IKEDA I	(3)	14 TANAKA K 12 KOIZUMI K On Ice JPN 25 7 12 14 23 CHN 22 2 6 15 16
Penalty	42:23	44:23	CHN	2 min.	9	LU H		- Slashing
Penalty	43:59	44:55	CHN	2 min.	13	YUE X		- High Sticking
Goal	44:55	7 : 3	JPN	PP1	23	IKEDA I	(4)	24 SATOH H On Ice JPN 25 4 15 18 23 24 * CHN 22 8 9 10 16

Timing and Results provided by  TISSOT



Action	Time	ET/Res	Team	Type	No	Name	(G)	Name of Assistant(s) / Action Description
Penalty	46:35	47:16	CHN	2 min.	16	QIAN J		- Cross-Checking
Goal	47:16	8 : 3	JPN	PP1	22	KAWAMURA K	(2)	8 OMUKU M 14 TANAKA K On Ice JPN 25 2 7 8 14 22 * CHN 22 8 9 10 13
Penalty	49:07	51:07	CHN	2 min.	12	ZHANG Z		- High Sticking
Penalty	49:26	51:13	CHN	2 min.	16	QIAN J		- Elbowing
Time-out	49:26		CHN					
Penalty	50:21	52:21	CHN	2 min.	10	ZHANG J		- Slashing
Goal	51:13	9 : 3	JPN	PP2	24	SATOH H	(2)	4 MATSUKANE K On Ice JPN 25 4 8 14 22 24 * CHN 22 6 9 13
Goal	54:51	10 : 3	JPN	EQ	15	KONNO T	(2)	18 FURUHASHI M On Ice JPN 25 4 13 15 18 24 CHN 22 2 8 9 10 15
Goal	56:01	11 : 3	JPN	EQ	22	KAWAMURA K	(3)	8 OMUKU M 6 OHBA D On Ice JPN 25 6 7 8 12 22 CHN 22 9 10 12 13 14
Penalty	56:28	58:28	JPN	2 min.	23	IKEDA I		- Hooking
Goal	59:22	12 : 3	JPN	EQ	16	TATEDA S	(1)	24 SATOH H On Ice JPN 25 4 9 16 19 24 CHN 22 2 6 15 16 21
Penalty	59:58	60:00	CHN	2 min.	12	ZHANG Z		- Holding an opponent
GK	60:00		JPN					25 ONODA T - Goalkeeper out
GK	60:00		CHN					22 SUN Z - Goalkeeper out

Goalkeeper Records

Team : JPN - Japan

Team : CHN - China P.R.

No	Name	SOG	SVS	MIP
25	ONODA Takuto	15	12	60:00
1	HITOMI Shun			

No	Name	SOG	SVS	MIP
22	SUN Zehao	74	65	51:32
1	WU Jiankun	9	6	08:28

Game Statistics

Team : JPN (black)


Head Coach : MAHON Mark

No	Pos	Name	G	A	P	PIM	FO+	FO-	FO+/-	FO%	Shots on Goal					+/-
											1	2	3	OT	TS	
7	D	YOKOYAMA Yoshiya	0	0	0	0	0	0	0	0.00	0	0	2		2	+2
8	F	OMUKU Maito	0	3	3	0	12	5	7	70.59	3	0	1		4	0
11	F	OTSU Kosuke	0	1	1	27	0	0	0	0.00	0	0	0		0	0
12	D	KOIZUMI Kazunari	0	1	1	0	0	0	0	0.00	0	0	1		1	+3
22	F	KAWAMURA Kazuki	2	0	2	2	4	1	3	80.00	2	1	2		5	0
2	D	HORIUCHI Itaru	0	1	1	0	0	0	0	0.00	2	1	3		6	+1
5	D	KATO Shinnosuke	0	0	0	0	0	0	0	0.00	0	0	0		0	+2
9	F	ECHIGO Tomoya +A	0	0	0	0	5	7	-2	41.67	1	1	4		6	+1
16	F	TATEDA Shun	1	0	1	0	1	4	-3	20.00	2	2	2		6	+1
19	F	NAKAJIMA Shogo	0	0	0	2	2	3	-1	40.00	0	4	0		4	+1
4	D	MATSUKANE Kenta	0	2	2	0	0	0	0	0.00	0	1	1		2	+2
13	F	HITOSATO Shigeki	0	0	0	0	0	0	0	0.00	0	1	0		1	+3
15	F	KONNO Tomohiro	2	1	3	0	1	0	1	100.00	4	3	2		9	+3
18	F	FURUHASHI Makuru	3	2	5	0	16	7	9	69.57	5	2	3		10	+3
24	D	SATOH Hikaru +C	1	3	4	0	0	0	0	0.00	0	4	4		8	+1
6	D	OHBA Dai	0	1	1	0	0	0	0	0.00	1	0	1		2	+2
14	F	TANAKA Kentaro +A	0	2	2	2	11	5	6	68.75	0	0	1		1	+2
21	F	SUZUKI Kento	0	0	0	0	1	0	1	100.00	3	3	3		9	0
23	F	IKEDA Ikki	3	1	4	2	0	0	0	0.00	1	4	2		7	+2
1	GK	HITOMI Shun	0	0	0	0					0	0	0		0	
25	GK	ONODA Takuto	0	0	0	0					0	0	0		0	
Total			12	18	30	35	53	32	21	62.35	24	27	32		83	

Team : CHN (white)

Head Coach : GORBENKO Oleg

No	Pos	Name	G	A	P	PIM	FO+	FO-	FO+/-	FO%	Shots on Goal					+/-
											1	2	3	OT	TS	
8	F	ZUO Tianyou +A	0	0	0	0	2	4	-2	33.33	0	0	0		0	-2
9	F	LU Hengnan +A	2	0	2	2	15	21	-6	41.67	2	1	0		3	-3
12	D	ZHANG Zhen	0	1	1	6	0	0	0	0.00	2	1	0		3	-2

Timing and Results provided by 



Head Coach : GORBENKO Oleg

No	Pos	Name	G	A	P	PIM	FO+	FO-	FO+/-	FO%	Shots on Goal					+/-
											1	2	3	OT	TS	
17	D	WU Jiasiteng	0	0	0	2	0	0	0	0.00	1	1	0		2	-1
6	F	HUANG Peng +C	0	0	0	0	10	14	-4	41.67	1	0	0		1	-3
10	D	ZHANG Jiaqi	0	0	0	4	0	0	0	0.00	0	1	0		1	-3
13	F	YUE Xinhao	0	1	1	4	1	1	0	50.00	1	0	0		1	-2
15	F	WU Hao	1	0	1	0	1	2	-1	33.33	1	0	0		1	-5
16	D	QIAN Jinglin	0	0	0	8	0	1	-1	0.00	0	1	0		1	-2
2	D	LI Ning	0	0	0	0	3	6	-3	33.33	0	1	0		1	-4
14	D	ZHANG Zheming	0	0	0	2	0	2	-2	0.00	1	0	0		1	-1
20	F	BAO Jiachang	0	0	0	2	0	2	-2	0.00	0	0	0		0	0
21	F	NAN Jiangming	0	1	1	0	0	0	0	0.00	0	0	0		0	-1
1	GK	WU Jiankun	0	0	0	0					0	0	0		0	
22	GK	SUN Zehao	0	0	0	0					0	0	0		0	
Total			3	3	6	30	32	53	-21	37.65	9	6	0		15	

LEGEND

(G) Goals in tournament	* does not count for Plus/minus	+/- Plus/minus net	+A Assistant captain
+C Captain	A Assists	D Defence	EQ Equal strength
ET/Res Penalty end time/Result of game	F Forward	FO- Face-offs lost	FO% Face-offs won as percentage
FO+ Face-offs won	FO+/- Face-offs net	G Goals	GK Goalkeeper
MIP Minutes in play (GK)	No Jersey number	OT Overtime	P Points
PIM Penalties in minutes	Pos Position	PP1 Power play - 1 player	PP2 Power play - 2 players
PPG Power play goals	SHG Shorthanded goals	SOG Shots on goal	SVS Saves
TPP Time on power play	TS Total shots		

Timing and Results provided by **TISSOT**




Shot Chart

JPN - CHN

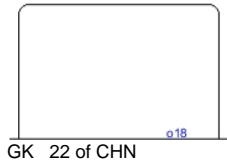
Shots by CHN

Goals (o): 2 SSG (+): 7
SSP (-): 1 SPG (-): 1




Shots by JPN

Goals (o): 1 SSG (+): 26
SSP (-): 6 SPG (-): 8



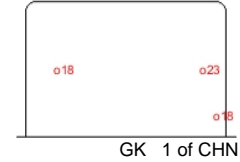
Shots by CHN

Goals (o): 0 SSG (+): 0
SSP (-): 3 SPG (-): 0



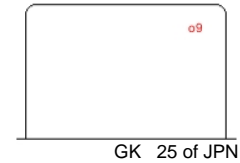
Shots by JPN

Goals (o): 4 SSG (+): 20
SSP (>): 9 SPG (-): 5



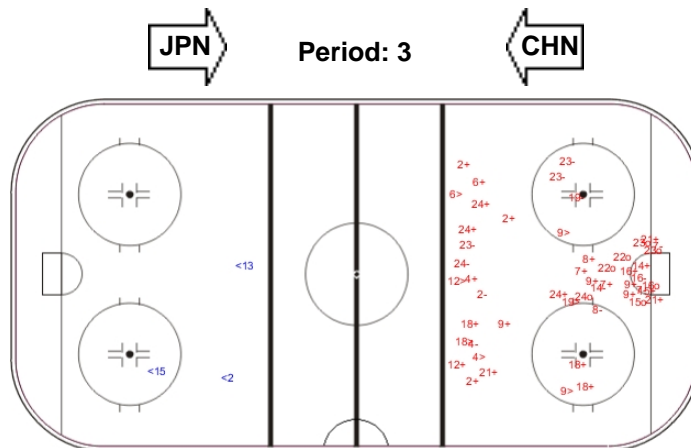
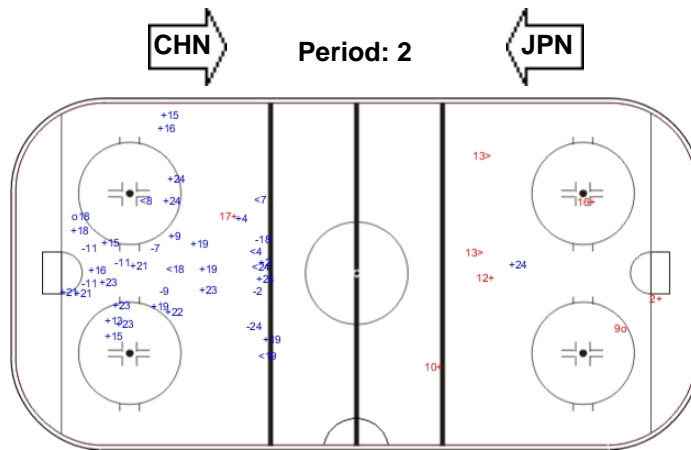
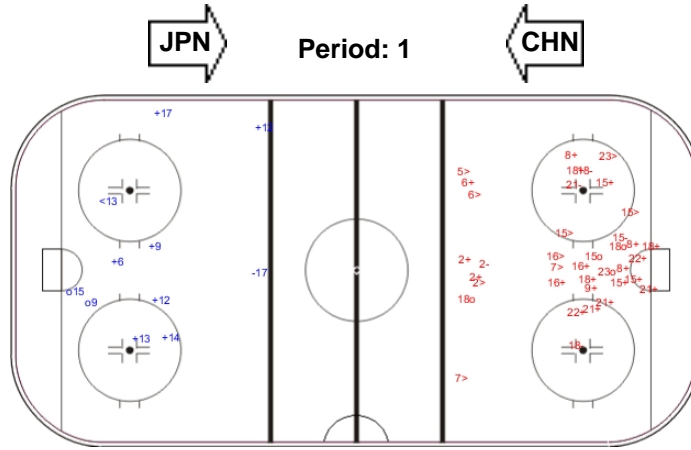
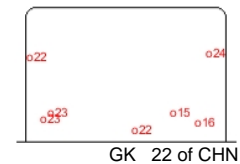
Shots by CHN

Goals (o): 1 SSG (+): 5
SSP (>): 2 SPG (-): 0



Shots by JPN

Goals (o): 7 SSG (+): 25
SSP (>): 7 SPG (-): 12



LEGEND

GK Goalkeeper **SPG** Shots past goal **SSG** Shots saved by goalkeeper **SSP** Shots saved by player

Timing and Results provided by **TISSOT**



Face-off Chart

JPN - CHN

PERIOD 1

	JPN		CHN		JPN		CHN			
	Def. zone	Att. zone	Neutral zone		Att. zone	Def. zone				
	+ 18	- 9	+ 8	- 9	+ 9	- 6			Total wins all zones	
	+ 14	- 6	+ 8	- 6	+ 18	- 20				
	+ 18	- 2	+ 14	- 9	+ 19	- 9				
	+ 14	- 13	+ 14	- 2	+ 18	- 16				
			- 8	+ 9	+ 14	- 2				
			- 9	+ 9	- 8	+ 9				
			- 9	+ 9	- 8	+ 9				
			- 18	+ 6	- 18	+ 2				
			+ 8	- 2	+ 9	- 9				
					- 16	+ 13				
					+ 22	- 8				
					+ 18	- 6				
					- 18	+ 9				
					- 14	+ 9				
Total wins / period	4 / 100%	0 / 0%	5 / 56%	4 / 44%	8 / 57%	6 / 43%			JPN	CHN
									17 / 63%	10 / 37%

PERIOD 2

	JPN		CHN		JPN		CHN			
	Def. zone	Att. zone	Neutral zone		Att. zone	Def. zone				
	+ 18	- 9	- 8	+ 9	- 9	+ 9			Total wins all zones	
	- 16	+ 6	- 9	+ 2	+ 18	- 2				
	+ 14	- 9	- 19	+ 9	+ 14	- 9				
	- 18	+ 6	+ 8	- 9	+ 8	- 6				
			- 18	+ 6	- 19	+ 2				
			- 16	+ 9	+ 22	- 20				
					- 18	+ 9				
					+ 16	- 15				
					+ 22	- 9				
					+ 18	- 15				
					+ 18	- 9				
					+ 8	- 6				
					+ 14	- 9				
Total wins / period	2 / 50%	2 / 50%	1 / 17%	5 / 83%	10 / 77%	3 / 23%			JPN	CHN
									13 / 57%	10 / 43%

PERIOD 3

	JPN		CHN		JPN		CHN				
	Def. zone	Att. zone	Neutral zone		Att. zone	Def. zone					
	- 14	+ 9	+ 8	- 9	- 9	+ 6			Total wins all zones		
	+ 9	- 6	+ 8	- 9	+ 18	- 9					
	+ 9	- 6	+ 8	- 14	- 14	+ 6					
	- 9	+ 6	- 14	+ 9	+ 18	- 8					
			+ 8	- 9	- 16	+ 6					
			+ 9	- 14	+ 18	- 8					
			+ 8	- 8	+ 15	- 6					
			+ 14	- 9	- 18	+ 6					
Total wins / period										JPN	CHN
										23 / 66%	12 / 34%



		+ 8	- 6	+ 14	- 9
		- 14	+ 15	+ 18	- 6
		- 8	+ 9	+ 18	- 6
				- 9	+ 8
				+ 22	- 6
				+ 14	- 9
				- 19	+ 6
				+ 19	- 6
				+ 18	- 9
				+ 18	- 9
				+ 21	- 2
				- 22	+ 8
2 / 50%	2 / 50%	8 / 73%	3 / 27%	13 / 65%	7 / 35%

TOTAL

	JPN		CHN		Neutral zone		JPN		CHN		Total wins all zones	
	Def. zone	Att. zone	Att. zone	Def. zone	Att. zone	Def. zone	Att. zone	Def. zone	JPN	CHN		
Total wins / game	8 / 67%	4 / 33%	14 / 54%	12 / 46%	31 / 66%	16 / 34%	53 / 62%	32 / 38%				




HEAD TO HEAD

	CHN										Tot	wins JPN	Dz	Nz	Az
	No.	2	6	8	9	13	14	15	16	20					
JPN	8	1 - 0	4 - 0	1 - 0	5 - 5		1 - 0				17	12 71%		10 77%	2 50%
	9	0 - 1	3 - 2	0 - 1	1 - 3		1 - 0				12	5 42%	2 67%	1 25%	2 40%
	14	2 - 0	1 - 1		7 - 3	1 - 0		0 - 1			16	11 69%	3 75%	3 60%	5 71%
	15		1 - 0								1	1 100%			1 100%
	16		0 - 2		0 - 1	0 - 1		1 - 0			5	1 20%	0 0%	0 0%	1 33%
	18	2 - 1	3 - 4	2 - 0	6 - 2			1 - 0	1 - 0	1 - 0	23	16 70%	3 75%	0 0%	13 76%
	19	0 - 1	1 - 1		1 - 1						5	2 40%		0 0%	2 50%
	21	1 - 0									1	1 100%			1 100%
	22		1 - 0	1 - 1	1 - 0					1 - 0	5	4 80%			4 80%
Tot	9	24	6	36	2	2	3	1	2	85	53 62%	8 67%	14 54%	31 66%	
wins CHN	3 33%	10 42%	2 33%	15 42%	1 50%	0 0%	1 33%	0 0%	0 0%	32 38%					
Dz	2 40%	5 36%	2 40%	6 35%	1 100%		0 0%	0 0%	0 0%	16 34%					
Nz	1 33%	2 50%	0 0%	8 53%		0 0%	1 100%			12 46%					
Az	0 0%	3 50%		1 25%	0 0%					4 33%					

LEGEND

Az Attacking zone **Dz** Defending zone **Nz** Neutral zone **Tot** Total face-offs played

Timing and Results provided by  TISSOT



Game Roster

USA - SWE

Referee(s)

CAMPBELL Michael (CAN)

Goalkeepers

Team: USA

No	Name	GP	MIP	GA	SVS	SOG	SVS%	GAA
1	OLEN Joseph	2	00:00	0	0	0	0.00	0.00
30	COOPER Matt	2	122:51	5	57	62	91.94	2.44

Team Roster

Team: USA (white)

No	Pos	Name	GP	G	A	PTS	PIM	+/-
1	GK	OLEN Joseph	2	0	0	0	0	
4	D	McGOVERN Edward	2	0	1	1	0	0
5	D	SOLORZANO Emmanuel	2	0	0	0	0	0
7	D	SCHMIDT Connor	2	0	1	1	2	-1
8	D	ZERN Nicholas	2	0	0	0	2	0
9	F	JOHNSON Bryce	2	1	0	1	2	-1
10	F	BALENT Bill	2	1	1	2	0	0
11	F	KASCSAK John-Paul	2	0	1	1	0	+1
12	F	HARRIS Michael +A	2	0	0	0	4	-1
14	D	JOSEPH Chris	2	1	0	1	2	-1
15	F	MURPHY Sean	2	0	0	0	0	-1
16	F	OLEN John	2	0	0	0	2	-1
17	F	BURKEMPER Chris	2	0	0	0	0	-1
18	F	BODETTE Bobby +A	2	1	0	1	2	0
19	F	BRESLIN Joey	2	0	1	1	2	+1
20	F	HANNON Luke	2	1	0	1	0	+1
21	D	BENSON Tyler	2	0	1	1	2	+1
22	F	BELONGER Ryan	1	0	0	0	0	0
23	D	YOUNG Jordan +C	2	0	0	0	6	0
25	F	BREWSTER Samuel	2	0	0	0	2	-1
26	F	GREENBERG Jordan	2	0	0	0	2	-1
30	GK	COOPER Matt	2	0	0	0	10	

Head Coach: BALBONI Scott

Linesmen

KACEJ Lukas (SVK) , LORENTSEN BAKLI Gjermund (NOR)

Team: SWE

No	Name	GP	MIP	GA	SVS	SOG	SVS%	GAA
1	LJUNG Arvid	3	125:00	9	74	83	89.16	4.32
2	HVITFELDT Henrik	1	00:00	0	0	0	0.00	0.00
30	HELIN Emil	2	60:00	7	52	59	88.14	7.00

Team: SWE (blue)

No	Pos	Name	GP	G	A	PTS	PIM	+/-
1	GK	LJUNG Arvid	3	0	0	0	0	
2	GK	HVITFELDT Henrik	1	0	0	0	0	
3	D	BACKESTEN Joel	3	0	0	0	2	-7
4	D	STIGBORN Adam +A	2	0	0	0	0	-1
5	D	LYRVALL Erik	3	0	1	1	2	-1
6	D	JIGMALM Freddie	3	0	1	1	2	-2
7	F	JONSSON Daniel	3	0	0	0	0	-4
8	D	PELTONIEMI Fredrik	3	0	0	0	0	-2
9	F	BJORK LINDSTROM Victor	3	0	0	0	6	-5
10	F	GRONROS Andre	3	0	1	1	0	-3
11	F	ORRSVEDEN Magnus	3	0	0	0	0	-4
12	D	WESTLUND Wiking +A	3	0	1	1	2	-3
14	D	NYQUIST Oscar	3	0	0	0	2	-5
15	F	ANDERSSON Daniel	3	2	0	2	2	-4
16	F	BERGQVIST Stefan	3	2	0	2	4	-6
17	F	SALDEEN Justus	3	1	0	1	4	0
18	F	ORTEVALL Marcus	3	0	0	0	0	-4
19	F	RONNEBACK THOMSON Joachim +C	3	0	3	3	2	0
20	F	GRONSKOG Niklas	3	1	2	3	0	0
23	F	ROGNE Eric	3	0	0	0	0	-2
24	D	HERTZBERG Tim	3	0	0	0	2	-7
30	GK	HELIN Emil	2	0	0	0	2	

Head Coach: TIGER Mats

LEGEND

A Assists	D Defence	F Forward	G Goals
GA Goals against	GAA Goals against as average per 60 minutes	GK Goalkeeper	GP Games played
MIP Minutes and seconds played	No Jersey number	PIM Penalties in minutes	Pos Position
PTS Points	SOG Shots on goal	SVS Saves	SVS% Saves in percentage
+/- Plus/minus net	+A Assistant captain	+C Captain	

Timing and Results provided by **TISSOT**



Line-ups

USA - SWE

Referee(s)

CAMPBELL Michael (CAN)

Goalkeepers

Team: USA

No	Name
30	COOPER Matt
1	OLEN Joseph

Team Line-ups

Team: USA (white)

No	Pos	Name
4	D	McGOVERN Edward
7	D	SCHMIDT Connor
12	F	HARRIS Michael +A
15	F	MURPHY Sean
18	F	BODETTE Bobby +A
21	D	BENSON Tyler
23	D	YOUNG Jordan +C
9	F	JOHNSON Bryce
16	F	OLEN John
26	F	GREENBERG Jordan
5	D	SOLORZANO Emmanuel
14	D	JOSEPH Chris
11	F	KASCSAK John-Paul
19	F	BRESLIN Joey
20	F	HANNON Luke
8	D	ZERN Nicholas
10	F	BALENT Bill
17	F	BURKEMPER Chris
25	F	BREWSTER Samuel

Head Coach: BALBONI Scott

NOT DRESSED:

22 F BELONGER Ryan

Linesmen

KACEJ Lukas (SVK) , LORENTSEN BAKLI Gjermund (NOR)

Team: SWE

No	Name
1	LJUNG Arvid
30	HELIN Emil

Team: SWE (blue)

No	Pos	Name
5	D	LYRVALL Erik
6	D	JIGMALM Freddie
17	F	SALDEEN Justus
19	F	RONNEBACK THOMSON Joachim +C
20	F	GRONSKOG Niklas
3	D	BACKESTEN Joel
24	D	HERTZBERG Tim
9	F	BJORK LINDSTROM Victor
10	F	GRONROS Andre
15	F	ANDERSSON Daniel
4	D	STIGBORN Adam +A
14	D	NYQUIST Oscar
11	F	ORRSVEDEN Magnus
16	F	BERGQVIST Stefan
18	F	ORTEVALL Marcus
8	D	PELTONIEMI Fredrik
12	D	WESTLUND Wiking +A
7	F	JONSSON Daniel
23	F	ROGNE Eric

Head Coach: TIGER Mats

NOT DRESSED:

2 GK HVITFELDT Henrik

LEGEND

D	Defence	F	Forward	No	Jersey number	Pos	Position
+A	Assistant captain	+C	Captain				

Timing and Results provided by **TISSOT**



Graphical Line-ups

USA - SWE

Referee(s)

CAMPBELL Michael (CAN)

Linesmen

KACEJ Lukas (SVK) , LORENTSEN BAKLI Gjermund (NOR)

Team: USA - United States of America (white)

Head Coach: BALBONI Scott

S1 30 COOPER Matt		
1 OLEN Joseph		
S2 4 McGOVERN Edward	S3 7 SCHMIDT Connor	
S4 12 HARRIS Michael +A	S5 15 MURPHY Sean	S6 18 BODETTE Bobby +A
21 BENSON Tyler		23 YOUNG Jordan +C
16 OLEN John	9 JOHNSON Bryce	26 GREENBERG Jordan
14 JOSEPH Chris		5 SOLORZANO Emmanuel
20 HANNON Luke	19 BRESLIN Joey	11 KASCSAK John-Paul
		8 ZERN Nicholas
17 BURKEMPER Chris	10 BALENT Bill	25 BREWSTER Samuel

Team: SWE - Sweden (blue)

Head Coach: TIGER Mats

S1 1 LJUNG Arvid		
30 HELIN Emil		
S3 6 JIGMALM Freddie	S2 5 LYRVALL Erik	
S4 17 SALDEEN Justus	S5 19 RONNEBACK THOMSON Joachim +C	S6 20 GRONSKOG Niklas
3 BACKESTEN Joel		24 HERTZBERG Tim
10 GRONROS Andre	15 ANDERSSON Daniel	9 BJORK LINDSTROM Victor
4 STIGBORN Adam +A		14 NYQUIST Oscar
11 ORRSVEDEN Magnus	16 BERGQVIST Stefan	18 ORTEVALL Marcus
8 PELTONIEMI Fredrik		12 WESTLUND Wiking +A
7 JONSSON Daniel	23 ROGNE Eric	

LEGEND

Sn Starting position

+A Assistant captain

+C Captain

Timing and Results provided by **TISSOT**



Game Summary

REVISED
10 FEB 19:48

USA - SWE 4 - 1 (0 - 0 , 1 - 1 , 3 - 0)

Spectators	Referee(s)	Linesmen
800	CAMPBELL Michael (CAN)	KACEJ Lukas (SVK) , LORENTSEN BAKLI Gjermund (NOR)

Team Statistics

Period	Score	SVS	SOG	PIM	TPP	PPG	SHG
1	0 : 0	6 : 20	20 : 6	14 : 4	03:10 : 03:10	0 : 0	0 : 0
2	1 : 1	6 : 16	17 : 7	8 : 8	03:45 : 02:31	0 : 1	0 : 0
3	3 : 0	5 : 21	24 : 5	6 : 20	05:56 : 02:40	1 : 0	1 : 0
Total	4 : 1	17 : 57	61 : 18	28 : 32	12:51 : 08:21	1 : 1	1 : 0

1st Period

Action	Time	ET/Res	Team	Type	No	Name	(G)	Name of Assistant(s) / Action Description
GK	00:00		USA		30	COOPER M		- Goalkeeper in
GK	00:00		SWE		1	LJUNG A		- Goalkeeper in
Penalty	00:34	02:34	USA	2 min.	17	BURKEMPER C		- Interference
Penalty	01:44	03:44	SWE	2 min.	17	SALDEEN J		- Holding an opponent
Penalty	10:22	12:22	USA	2 min.	11	KASCSAK J		- Checking from Behind
Penalty	10:22	22:22	USA	10 min.	11	KASCSAK J		- Misconduct
Penalty	14:57	16:57	SWE	2 min.	15	ANDERSSON D		- Hooking

2nd Period

Action	Time	ET/Res	Team	Type	No	Name	(G)	Name of Assistant(s) / Action Description
Penalty	22:25	24:25	USA	2 min.	14	JOSEPH C		- Interference
Penalty	27:21	27:52	USA	2 min.	-	Team penalty		- Too Many Men / Served by: 20 HANNON L
Goal	27:52	0 : 1	SWE	PP1	24	HERTZBERG T	(1)	15 ANDERSSON D On Ice USA 30 4 7 10 16 SWE 1 3 9 10 15 24 *
Penalty	28:11	30:11	SWE	2 min.	11	ORRSVEDEN M		- Hooking
Goal	30:31	1 : 1	USA	EQ	8	ZERN N	(1)	9 JOHNSON B On Ice USA 30 8 9 16 23 26 16 OLEN J SWE 1 3 11 15 16 24
Penalty	33:12	35:12	USA	2 min.	16	OLEN J		- Elbowing
Penalty	33:12	35:12	SWE	2 min.	3	BACKESTEN J		- Unsportsmanlike Conduct
Penalty	35:21		USA	PS	14	JOSEPH C		- Holding an opponent
PS.miss	35:21		SWE	PS	3	BACKESTEN J	(0)	
Penalty	36:18	38:18	SWE	2 min.	15	ANDERSSON D		- Tripping
Penalty	37:48	39:48	USA	2 min.	-	Team penalty		- Too Many Men / Served by: 23 YOUNG J
Penalty	38:15	40:15	SWE	2 min.	20	GRONSKOG N		- Hooking

3rd Period

Action	Time	ET/Res	Team	Type	No	Name	(G)	Name of Assistant(s) / Action Description
Penalty	42:08	44:08	USA	2 min.	5	SOLORZANO E		- Delaying the Game
Penalty	42:48	44:48	SWE	2 min.	17	SALDEEN J		- Holding an opponent
Time-out	47:25		USA					
Penalty	48:45	50:45	SWE	2 min.	19	RONNEBACK THOMSON J		- Hooking
Goal	50:57	2 : 1	USA	EQ	10	BALENT B	(2)	7 SCHMIDT C On Ice USA 30 7 10 14 17 25 17 BURKEMPER C SWE 1 4 11 14 18 19
Penalty	51:19	52:00	SWE	2 min.	9	BJORK LINDSTROM V		- Kneeing
Goal	52:00	3 : 1	USA	PP1	7	SCHMIDT C	(1)	20 HANNON L On Ice USA 30 4 7 19 20 25 25 BREWSTER S SWE 1 3 10 15 24 *
Penalty	54:33	56:33	SWE	2 min.	24	HERTZBERG T		- Delaying the Game
Penalty	56:50	58:50	USA	2 min.	15	MURPHY S		- Holding an opponent
Time-out	56:50		SWE					
GK	56:50		SWE					1 LJUNG A - Goalkeeper out
Goal	56:54	4 : 1	USA	SH1	4	McGOVERN E	(1)	19 BRESLIN J On Ice USA 30 4 7 19 25 SWE 3 5 9 10 15 24
GK	56:54		SWE		1	LJUNG A		- Goalkeeper in

Timing and Results provided by **TISSOT**



Action	Time	ET/Res	Team	Type	No	Name	(G)	Name of Assistant(s) / Action Description
Penalty	59:40	60:00	SWE	2 min.	20	GRONSKOG N		- Tripping
Penalty	60:00	60:00	USA	2 min.	7	SCHMIDT C		- Slashing
Penalty	60:00	60:00	SWE	10 min.	11	ORRSVEDEN M		- Unsportsmanlike Conduct
GK	60:00		USA					30 COOPER M - Goalkeeper out
GK	60:00		SWE					1 LJUNG A - Goalkeeper out

Goalkeeper Records

Team : USA - United States of America

Team : SWE - Sweden

No	Name	SOG	SVS	MIP	No	Name	SOG	SVS	MIP
30	COOPER Matt	18	17	60:00	1	LJUNG Arvid	60	57	59:56
1	OLEN Joseph				30	HELIN Emil			

Game Statistics

Team : USA (white)

Head Coach : BALBONI Scott

No	Pos	Name	G	A	P	PIM	FO+	FO-	FO+/-	FO%	Shots on Goal					+/-
											1	2	3	OT	TS	
4	D	McGOVERN Edward	1	0	1	0	0	0	0	0.00	0	2	1		3	+1
7	D	SCHMIDT Connor	1	1	2	2	0	0	0	0.00	0	1	3		4	+2
12	F	HARRIS Michael +A	0	0	0	0	0	1	-1	0.00	7	1	1		9	0
15	F	MURPHY Sean	0	0	0	2	13	7	6	65.00	1	0	2		3	0
18	F	BODETTE Bobby +A	0	0	0	0	0	0	0	0.00	1	6	1		8	0
9	F	JOHNSON Bryce	0	1	1	0	6	7	-1	46.15	4	1	1		6	+1
16	F	OLEN John	0	1	1	2	0	2	-2	0.00	0	0	1		1	+1
21	D	BENSON Tyler	0	0	0	0	0	0	0	0.00	0	1	0		1	0
23	D	YOUNG Jordan +C	0	0	0	0	0	0	0	0.00	1	1	2		4	+1
26	F	GREENBERG Jordan	0	0	0	0	2	0	2	100.00	1	0	3		4	+1
5	D	SOLORZANO Emmanuel	0	0	0	2	0	0	0	0.00	1	0	0		1	0
11	F	KASCSAK John-Paul	0	0	0	12	0	0	0	0.00	0	0	0		0	0
14	D	JOSEPH Chris	0	0	0	2	0	0	0	0.00	0	0	0		0	+1
19	F	BRESLIN Joey	0	1	1	0	8	4	4	66.67	0	1	1		2	+1
20	F	HANNON Luke	0	1	1	0	0	0	0	0.00	2	1	2		5	0
8	D	ZERN Nicholas	1	0	1	0	0	0	0	0.00	1	1	1		3	+1
10	F	BALENT Bill	1	0	1	0	14	8	6	63.64	1	0	3		4	+1
17	F	BURKEMPER Chris	0	1	1	2	0	0	0	0.00	0	0	0		0	+1
25	F	BREWSTER Samuel	0	1	1	0	0	1	-1	0.00	0	1	2		3	+2
1	GK	OLEN Joseph	0	0	0	0					0	0	0		0	
30	GK	COOPER Matt	0	0	0	0					0	0	0		0	
Total			4	7	11	24	43	30	13	58.90	20	17	24		61	

Team : SWE (blue)

Head Coach : TIGER Mats

No	Pos	Name	G	A	P	PIM	FO+	FO-	FO+/-	FO%	Shots on Goal					+/-
											1	2	3	OT	TS	
5	D	LYRVALL Erik	0	0	0	0	0	0	0	0.00	0	0	0		0	-1
6	D	JIGMALM Freddie	0	0	0	0	0	0	0	0.00	0	0	0		0	0
17	F	SALDEEN Justus	0	0	0	4	0	0	0	0.00	0	1	0		1	0
19	F	RONNEBACK THOMSON Joachim +C	0	0	0	2	5	8	-3	38.46	1	0	0		1	-1
20	F	GRONSKOG Niklas	0	0	0	4	3	3	0	50.00	0	0	0		0	0
3	D	BACKESTEN Joel	0	0	0	2	0	0	0	0.00	0	0	1		1	-2
9	F	BJORK LINDSTROM Victor	0	0	0	2	2	2	0	50.00	0	1	0		1	-1
10	F	GRONROS Andre	0	0	0	0	0	0	0	0.00	0	2	1		3	-1
15	F	ANDERSSON Daniel	0	1	1	4	5	12	-7	29.41	1	0	0		1	-2
24	D	HERTZBERG Tim	1	0	1	2	0	0	0	0.00	2	1	0		3	-2
4	D	STIGBORN Adam +A	0	0	0	0	0	0	0	0.00	0	0	1		1	-1
11	F	ORRSVEDEN Magnus	0	0	0	12	1	0	1	100.00	1	0	1		2	-2
14	D	NYQUIST Oscar	0	0	0	0	0	0	0	0.00	0	0	0		0	-1
16	F	BERGQVIST Stefan	0	0	0	0	9	13	-4	40.91	0	2	1		3	-1
18	F	ORTEVALL Marcus	0	0	0	0	0	1	-1	0.00	1	0	0		1	-1
7	F	JONSSON Daniel	0	0	0	0	0	0	0	0.00	0	0	0		0	0

Timing and Results provided by TISSOT



Head Coach : TIGER Mats

No	Pos	Name	G	A	P	PIM	FO+	FO-	FO+/-	FO%	Shots on Goal					+/-
											1	2	3	OT	TS	
8	D	PELTONIEMI Fredrik	0	0	0	0	0	0	0	0.00	0	0	0		0	0
12	D	WESTLUND Wiking +A	0	0	0	0	0	0	0	0.00	0	0	0		0	0
23	F	ROGNE Eric	0	0	0	0	5	4	1	55.56	0	0	0		0	0
1	GK	LJUNG Arvid	0	0	0	0					0	0	0		0	
30	GK	HELIN Emil	0	0	0	0					0	0	0		0	
Total			1	1	2	32	30	43	-13	41.10	6	7	5		18	

LEGEND

(G) Goals in tournament	*	does not count for Plus/minus	+/-	Plus/minus net	+A	Assistant captain
+C Captain	A	Assists	D	Defence	ENG	Empty net goal
EQ Equal strength	ET/Res	Penalty end time/Result of game	F	Forward	FO-	Face-offs lost
FO% Face-offs won as percentage	FO+	Face-offs won	FO+/-	Face-offs net	G	Goals
GK Goalkeeper	MIP	Minutes in play (GK)	No	Jersey number	OT	Overtime
P Points	PIM	Penalties in minutes	Pos	Position	PP1	Power play - 1 player
PPG Power play goals	PS	Penalty shot	SH1	Shorthanded - 1 player	SHG	Shorthanded goals
SOG Shots on goal	SVS	Saves	TPP	Time on power play	TS	Total shots

Missing Player Team SWE added to Plus/Minus on Goal 4 Team USA

Timing and Results provided by **TISSOT**



Shot Chart

USA - SWE

Shots by SWE

Goals (o): 0 SSG (+): 6
SSP (-): 0 SPG (-): 6



GK 30 of USA

Shots by USA

Goals (o): 1 SSG (+): 16
SSP (-): 5 SPG (-): 8



GK 1 of SWE

Shots by SWE

Goals (o): 0 SSG (+): 5
SSP (-): 0 SPG (-): 3



GK 30 of USA

LEGEND

ENG Empty net goal GK Goalkeeper SPG Shots past goal SSG Shots saved by goalkeeper SSP Shots saved by player



Face-off Chart

USA - SWE

PERIOD 1

USA	SWE	USA	SWE	USA	SWE	Total wins all zones	
Def. zone	Att. zone	Neutral zone		Att. zone	Def. zone	USA	SWE
+ 10	- 15	+ 15	- 19	- 19	+ 16	8 / 38%	13 / 62%
+ 9	- 15	+ 15	- 15	- 9	+ 15		
- 10	+ 23	+ 10	- 16	- 9	+ 23		
- 10	+ 19	- 10	+ 16	+ 15	- 15		
- 15	+ 16			- 15	+ 23		
+ 15	- 19			- 10	+ 11		
- 9	+ 15			- 19	+ 19		
+ 9	- 23			- 15	+ 16		
				- 15	+ 16		
Total wins / period	4 / 50%	4 / 50%	3 / 75%	1 / 25%	1 / 11%	8 / 89%	

PERIOD 2

USA	SWE	USA	SWE	USA	SWE	Total wins all zones	
Def. zone	Att. zone	Neutral zone		Att. zone	Def. zone	USA	SWE
+ 15	- 16	+ 9	- 19	- 25	+ 15	13 / 57%	10 / 43%
+ 10	- 19	+ 19	- 16	- 12	+ 20		
+ 10	- 15	- 9	+ 19	+ 10	- 23		
+ 19	- 20	- 19	+ 16	+ 15	- 15		
- 9	+ 9	+ 19	- 16	+ 9	- 15		
- 19	+ 19	+ 10	- 23	- 15	+ 20		
- 16	+ 16	+ 15	- 16	+ 10	- 9		
		- 10	+ 23				
		- 9	+ 19				
Total wins / period	4 / 57%	3 / 43%	5 / 56%	4 / 44%	4 / 57%	3 / 43%	

PERIOD 3

USA	SWE	USA	SWE	USA	SWE	Total wins all zones	
Def. zone	Att. zone	Neutral zone		Att. zone	Def. zone	USA	SWE
+ 19	- 19	- 10	+ 16	+ 9	- 15	22 / 76%	7 / 24%
+ 15	- 16	- 9	+ 16	+ 10	- 18		
+ 10	- 16	- 15	+ 15	+ 9	- 15		
+ 10	- 16	+ 15	- 16	+ 10	- 19		
+ 10	- 16	+ 15	- 20	+ 15	- 19		
+ 10	- 9	+ 19	- 16	+ 19	- 16		
+ 15	- 19			+ 15	- 15		
+ 19	- 15			+ 26	- 16		
				+ 19	- 15		
				+ 26	- 23		
				- 16	+ 23		
				+ 10	- 20		
				- 10	+ 9		
				- 15	+ 20		
				- 10	+ 15		
Total wins / period	8 / 100%	0 / 0%	3 / 50%	3 / 50%	11 / 73%		



TOTAL

Total wins / game	USA	SWE	USA	SWE	USA	SWE	Total wins all zones	
	Def. zone	Att. zone	Neutral zone		Att. zone	Def. zone	USA	SWE
	16 / 70%	7 / 30%	11 / 58%	8 / 42%	16 / 52%	15 / 48%	43 / 59%	30 / 41%




HEAD TO HEAD

	SWE									Tot	wins USA	Dz	Nz	Az
	No.	9	11	15	16	18	19	20	23					
USA	9	0 - 1		4 - 2	0 - 1		1 - 2		1 - 1	13	6 46%	2 50%	1 25%	3 60%
	10	2 - 1	0 - 1	2 - 1	4 - 2	1 - 0	2 - 1	1 - 0	2 - 2	22	14 64%	7 78%	2 40%	5 63%
	12							0 - 1		1	0 0%			0 0%
	15			4 - 1	4 - 3		4 - 0	1 - 2	0 - 1	20	13 65%	4 80%	5 83%	4 44%
	16				0 - 1				0 - 1	2	0 0%	0 0%		0 0%
	19			2 - 0	4 - 2		1 - 2	1 - 0		12	8 67%	3 75%	3 75%	2 50%
	25			0 - 1						1	0 0%			0 0%
	26				1 - 0				1 - 0	2	2 100%			2 100%
Tot	4	1	17	22	1	13	6	9	73	43 59%	16 70%	11 58%	16 52%	
wins SWE	2 50%	1 100%	5 29%	9 41%	0 0%	5 38%	3 50%	5 56%	30 41%					
Dz	1 50%	1 100%	3 30%	3 60%	0 0%	1 33%	3 75%	3 60%	15 48%					
Nz			1 50%	4 40%		2 50%	0 0%	1 50%	8 42%					
Az	1 50%		1 20%	2 29%		2 33%	0 0%	1 50%	7 30%					

LEGEND

Az Attacking zone **Dz** Defending zone **Nz** Neutral zone **Tot** Total face-offs played

Timing and Results provided by  TISSOT



Game Roster

ESP - KOR

Referee(s)

HORAK Tomas (CZE)

Linesmen

ICHIKAWA Shunsuke (JPN) , van GRINSVEN Chris (BEL)

Goalkeepers

Team: ESP

No	Name	GP	MIP	GA	SVS	SOG	SVS%	GAA
1	ALCAINE Ander	3	179:26	10	142	152	93.42	3.34
25	GARCIA Ignacio	3	00:00	0	0	0	0.00	0.00

Team Roster

Team: ESP (black)

No	Pos	Name	GP	G	A	PTS	PIM	+/-
1	GK	ALCAINE Ander	3	0	0	0	10	
2	D	ALASTRUEY Hector	3	0	1	1	2	-3
3	D	GAINZA Inigo +A	3	0	2	2	4	-1
4	D	VEA Jorge	0	0	0	0	0	0
5	F	BETRAN Adrian	3	1	2	3	4	+1
7	F	BURGOS Jorge	3	0	0	0	4	+1
8	F	PUYUELO Pablo	3	1	0	1	2	-1
9	F	GONZALEZ Gaston	3	0	0	0	2	0
10	D	BRAVO Juan Francisco	3	0	0	0	2	0
11	F	MUNOZ Juan	3	1	2	3	0	+3
12	F	PEDRAZ Alejandro	3	0	2	2	0	-2
13	F	GONZALEZ Pol +C	3	1	1	2	0	0
14	F	CARBONELL Alejandro	3	1	0	1	0	-1
15	F	GARCIA-ARIAS Javier	3	2	1	3	2	+3
16	F	MECO Aitor	3	0	0	0	0	-1
17	F	FERNANDEZ-POLA Angel	3	0	0	0	2	-2
18	F	SOLORIZANO Ignacio	1	0	0	0	2	-2
19	D	UBIETO Adrian	3	2	3	5	2	+2
22	F	FUENTES Patricio +A	3	2	4	6	0	+1
23	F	QUEVEDO Carlos	3	1	3	4	2	+1
24	D	VEA Alex	3	0	0	0	0	-1
25	GK	GARCIA Ignacio	3	0	0	0	0	

Head Coach: TUOMI Timo

Team: KOR

No	Name	GP	MIP	GA	SVS	SOG	SVS%	GAA
1	BAE Jangwoo	3	175:22	24	135	159	84.91	8.21
20	LEE Changmin	3	09:38	5	4	9	44.44	31.14

Team: KOR (white)

No	Pos	Name	GP	G	A	PTS	PIM	+/-
1	GK	BAE Jangwoo	3	0	0	0	0	
2	F	BAN Hansoo	3	0	0	0	2	-6
3	F	LEE Dounggun	3	0	1	1	0	-3
4	F	LEE Sungjin +A	3	2	1	3	0	-4
6	D	LEE Seungwon	3	0	0	0	2	-7
7	D	YANG Sunghun	3	0	0	0	2	-6
8	F	CHO Hyeonkuk	3	0	0	0	0	-2
9	F	BYUNGGEUL Kang	1	0	0	0	0	-1
10	F	YOON Sangwon	3	1	1	2	2	-3
11	F	YU Shinchul	3	0	0	0	2	-8
12	F	HA Jaejun	3	0	0	0	2	-3
13	F	OH Seahn +C	3	1	0	1	2	-8
14	D	LEE Sungjun	3	0	0	0	0	-6
15	D	LEE Jaegyuu	3	0	0	0	0	-1
16	D	KIM Taegyum	3	0	1	1	2	-5
17	D	CHO Seokjun	3	0	0	0	0	-4
18	F	KANG Yoonseok	3	0	0	0	2	-9
19	F	JANG Hojun	3	0	0	0	0	-8
20	GK	LEE Changmin	3	0	0	0	0	
21	F	LIM Jinsoo	3	0	0	0	4	-7
22	D	HWANG Wootae +A	3	0	0	0	2	-1
23	D	HAN Geonhee	3	1	0	1	0	-9

Head Coach: KIM Heewoo

LEGEND

A Assists	D Defence	F Forward	G Goals
GA Goals against	GAA Goals against as average per 60 minutes	GK Goalkeeper	GP Games played
MIP Minutes and seconds played	No Jersey number	PIM Penalties in minutes	Pos Position
PTS Points	SOG Shots on goal	SVS Saves	SVS% Saves in percentage
+/- Plus/minus net	+A Assistant captain	+C Captain	

Timing and Results provided by **TISSOT**



Line-ups

ESP - KOR

Referee(s)

HORAK Tomas (CZE)

Goalkeepers

Team: ESP

No	Name
1	ALCAINE Ander
25	GARCIA Ignacio

Team Line-ups

Team: ESP (black)

No	Pos	Name
3	D	GAINZA Inigo +A
7	F	BURGOS Jorge
8	F	PUYUELO Pablo
9	F	GONZALEZ Gaston
14	F	CARBONELL Alejandro
10	D	BRAVO Juan Francisco
19	D	UBIETO Adrian
5	F	BETRAN Adrian
11	F	MUNOZ Juan
15	F	GARCIA-ARIAS Javier
2	D	ALASTRUEY Hector
24	D	VEA Alex
13	F	GONZALEZ Pol +C
18	F	SOLORZANO Ignacio
22	F	FUENTES Patricio +A
12	F	PEDRAZ Alejandro
16	F	MECO Aitor
17	F	FERNANDEZ-POLA Angel

Head Coach: TUOMI Timo

NOT DRESSED:

4 D VEA Jorge

23 F QUEVEDO Carlos

Linesmen

ICHIKAWA Shunsuke (JPN) , van GRINSVEN Chris (BEL)

Team: KOR

No	Name
1	BAE Jangwoon
20	LEE Changmin

Team: KOR (white)

No	Pos	Name
6	D	LEE Seungwon
23	D	HAN Geonhee
11	F	YU Shinchul
13	F	OH Seahn +C
18	F	KANG Yoonseok
16	D	KIM Taegyum
17	D	CHO Seokjun
3	F	LEE Dounggun
4	F	LEE Sungjin +A
10	F	YOON Sangwon
15	D	LEE Jaegyu
22	D	HWANG Wootae +A
2	F	BAN Hansoo
8	F	CHO Hyeonkuk
12	F	HA Jaejun
7	D	YANG Sunghun
14	D	LEE Sungjun
19	F	JANG Hojun
21	F	LIM Jinsoo

Head Coach: KIM Heewoo

NOT DRESSED:

9 F BYUNGGEUL Kang

LEGEND

D Defence

+A Assistant captain

F

Forward

+C

Captain

No

Jersey number

Pos

Position



Graphical Line-ups

ESP - KOR

Referee(s)

HORAK Tomas (CZE)

Linesmen

ICHIKAWA Shunsuke (JPN) , van GRINSVEN Chris (BEL)

Team: ESP - Spain (black)

Head Coach: TUOMI Timo

S1 1 ALCAINE Ander		
25 GARCIA Ignacio		
S2 3 GAINZA Inigo +A	S3 7 BURGOS Jorge	
S5 9 GONZALEZ Gaston	S6 14 CARBONELL Alejandro	S4 8 PUYUELO Pablo
19 UBIETO Adrian		10 BRAVO Juan Francisco
11 MUNOZ Juan	5 BETRAN Adrian	15 GARCIA-ARIAS Javier
2 ALASTRUEY Hector		24 VEA Alex
13 GONZALEZ Pol +C	22 FUENTES Patricio +A	18 SOLORZANO Ignacio
16 MECO Aitor	17 FERNANDEZ-POLA Angel	12 PEDRAZ Alejandro

Team: KOR - Republic of Korea (white)

Head Coach: KIM Heewoo

S1 1 BAE Jangwoo		
20 LEE Changmin		
S3 23 HAN Geonhee	S2 6 LEE Seungwon	
S4 11 YU Shinchul	S5 13 OH Seahn +C	S6 18 KANG Yoonseok
17 CHO Seokjun		16 KIM Taegyum
3 LEE Dounggun	10 YOON Sangwon	4 LEE Sungjin +A
22 HWANG Wootae +A		15 LEE Jaegyung
12 HA Jaejun	2 BAN Hansoo	8 CHO Hyeonkuk
14 LEE Sungjun		7 YANG Sunghun
21 LIM Jinsoo		19 JANG Hojun

LEGEND

Sn Starting position

+A Assistant captain

+C Captain

Timing and Results provided by **TISSOT**



Game Summary

ESP - KOR 3 - 4 (1 - 3, 1 - 0, 1 - 1)

Spectators	Referee(s)	Linesmen
2650	HORAK Tomas (CZE)	ICHIKAWA Shunsuke (JPN) , van GRINSVEN Chris (BEL)

Team Statistics

Period	Score	SVS	SOG	PIM	TPP	PPG	SHG
1	1 : 3	11 : 6	7 : 14	0 : 2	02:00 : 00:00	0 : 0	0 : 0
2	1 : 0	10 : 8	9 : 10	4 : 4	03:09 : 03:09	0 : 0	0 : 0
3	1 : 1	11 : 7	8 : 12	2 : 2	02:00 : 02:00	0 : 0	0 : 0
Total	3 : 4	32 : 21	24 : 36	6 : 8	07:09 : 05:09	0 : 0	0 : 0

1st Period

Action	Time	ET/Res	Team	Type	No	Name	(G)	Name of Assistant(s) / Action Description
GK	00:00		ESP		1	ALCAINE A		- Goalkeeper in
GK	00:00		KOR		1	BAE J		- Goalkeeper in
Goal	05:27	0 : 1	KOR	EQ	13	OH S	(2)	18 KANG Y On Ice ESP 1 2 5 11 15 24 6 LEE S KOR 1 6 11 13 18 23
Goal	07:34	0 : 2	KOR	EQ	12	HA J	(1)	22 HWANG W On Ice ESP 1 10 12 16 17 19 6 LEE S KOR 1 2 8 12 15 22
Goal	11:53	1 : 2	ESP	EQ	9	GONZALEZ G	(1)	8 PUYUELO P On Ice ESP 1 7 8 9 10 14 KOR 1 3 4 10 16 17
Goal	13:42	1 : 3	KOR	EQ	23	HAN G	(2)	18 KANG Y On Ice ESP 1 3 5 11 15 19 10 YOON S KOR 1 6 11 13 18 23
Penalty	14:20	16:20	KOR	2 min.	21	LIM J		- Throwing a Stick or any Object
GK	20:00		ESP					1 ALCAINE A - Goalkeeper out

2nd Period

Action	Time	ET/Res	Team	Type	No	Name	(G)	Name of Assistant(s) / Action Description
GK	20:00		ESP		25	GARCIA I		- Goalkeeper in
Goal	21:20	2 : 3	ESP	EQ	9	GONZALEZ G	(2)	14 CARBONELL A On Ice ESP 25 9 13 14 19 22 19 UBIETO A KOR 1 2 8 12 15 22
Penalty	23:38	25:38	KOR	2 min.	21	LIM J		- Charging
Penalty	26:44	28:44	ESP	2 min.	19	UBIETO A		- Slashing
Penalty	34:17	36:17	KOR	2 min.	3	LEE D		- Tripping
Penalty	35:26	37:26	ESP	2 min.	3	GAINZA I		- Holding the Stick

3rd Period

Action	Time	ET/Res	Team	Type	No	Name	(G)	Name of Assistant(s) / Action Description
Penalty	40:35	42:35	KOR	2 min.	18	KANG Y		- Tripping
Penalty	46:30	48:30	ESP	2 min.	7	BURGOS J		- Hooking
Goal	48:31	2 : 4	KOR	EQ	4	LEE S	(3)	3 LEE D On Ice ESP 25 2 7 8 15 24 10 YOON S KOR 1 3 4 10 16 17
Goal	48:44	3 : 4	ESP	EQ	13	GONZALEZ P	(2)	3 GAINZA I On Ice ESP 25 3 13 18 19 22 22 FUENTES P KOR 1 2 8 13 15 22
Time-out	52:08		ESP					
GK	57:52		ESP		1	ALCAINE A		- Goalkeeper in 25 GARCIA I - Goalkeeper out
GK	60:00		ESP					1 ALCAINE A - Goalkeeper out
GK	60:00		KOR					1 BAE J - Goalkeeper out

Goalkeeper Records

Team : ESP - Spain

Team : KOR - Republic of Korea

No	Name	SOG	SVS	MIP	No	Name	SOG	SVS	MIP
25	GARCIA Ignacio	20	19	37:52	1	BAE Jangwoo	24	21	60:00
1	ALCAINE Ander	16	13	22:08	20	LEE Changmin			

Game Statistics

Team : ESP (black)

Timing and Results provided by **TISSOT**



Head Coach : TUOMI Timo

No	Pos	Name	G	A	P	PIM	FO+	FO-	FO+/-	FO%	Shots on Goal					+/-
											1	2	3	OT	TS	
3	D	GAINZA Inigo +A	0	1	1	2	0	0	0	0.00	0	0	0	0	0	0
7	F	BURGOS Jorge	0	0	0	2	0	0	0	0.00	1	0	0	0	1	0
8	F	PUYUELO Pablo	0	1	1	0	1	1	0	50.00	0	0	0	0	0	0
9	F	GONZALEZ Gaston	2	0	2	0	1	0	1	100.00	2	2	0	0	4	+2
14	F	CARBONELL Alejandro	0	1	1	0	10	6	4	62.50	2	0	1	0	3	+2
5	F	BETRAN Adrian	0	0	0	0	8	3	5	72.73	0	1	1	0	2	-2
10	D	BRAVO Juan Francisco	0	0	0	0	0	0	0	0.00	0	1	0	0	1	0
11	F	MUNOZ Juan	0	0	0	0	4	4	0	50.00	0	1	3	0	4	-2
15	F	GARCIA-ARIAS Javier	0	0	0	0	0	0	0	0.00	0	1	0	0	1	-3
19	D	UBIETO Adrian	0	1	1	2	0	0	0	0.00	0	0	0	0	0	0
2	D	ALASTRUEY Hector	0	0	0	0	0	0	0	0.00	0	0	0	0	0	-2
13	F	GONZALEZ Pol +C	1	0	1	0	0	0	0	0.00	0	0	1	0	1	+2
18	F	SOLORZANO Ignacio	0	0	0	0	0	1	-1	0.00	0	0	1	0	1	+1
22	F	FUENTES Patricio +A	0	1	1	0	18	5	13	78.26	0	3	1	0	4	+2
24	D	VEA Alex	0	0	0	0	0	0	0	0.00	0	0	0	0	0	-2
12	F	PEDRAZ Alejandro	0	0	0	0	1	0	1	100.00	0	0	0	0	0	-1
16	F	MECO Aitor	0	0	0	0	0	0	0	0.00	1	0	0	0	1	-1
17	F	FERNANDEZ-POLA Angel	0	0	0	0	2	0	2	100.00	1	0	0	0	1	-1
1	GK	ALCAINE Ander	0	0	0	0	0	0	0	0.00	0	0	0	0	0	0
25	GK	GARCIA Ignacio	0	0	0	0	0	0	0	0.00	0	0	0	0	0	0
Total			3	5	8	6	45	20	25	69.23	7	9	8	0	24	

Team : KOR (white)

Head Coach : KIM Heewoo

No	Pos	Name	G	A	P	PIM	FO+	FO-	FO+/-	FO%	Shots on Goal					+/-
											1	2	3	OT	TS	
6	D	LEE Seungwon	0	2	2	0	0	0	0	0.00	1	2	0	0	3	+2
11	F	YU Shinchul	0	0	0	0	0	2	-2	0.00	0	1	2	0	3	+2
13	F	OH Seahn +C	1	0	1	0	4	14	-10	22.22	1	2	1	0	4	+1
18	F	KANG Yoonseok	0	2	2	2	0	0	0	0.00	0	1	2	0	3	+2
23	D	HAN Geonhee	1	0	1	0	0	0	0	0.00	3	0	0	0	3	+2
3	F	LEE Dounggun	0	1	1	2	0	0	0	0.00	1	0	1	0	2	0
4	F	LEE Sungjin +A	1	0	1	0	6	12	-6	33.33	0	0	1	0	1	0
10	F	YOON Sangwon	0	2	2	0	0	1	-1	0.00	0	0	2	0	2	0
16	D	KIM Taegyum	0	0	0	0	0	0	0	0.00	0	0	1	0	1	0
17	D	CHO Seokjun	0	0	0	0	0	0	0	0.00	0	0	1	0	1	0
2	F	BAN Hansoo	0	0	0	0	8	8	0	50.00	1	0	0	0	1	-1
8	F	CHO Hyeonkuk	0	0	0	0	0	2	-2	0.00	1	0	0	0	1	-1
12	F	HA Jaejun	1	0	1	0	2	5	-3	28.57	2	3	0	0	5	0
15	D	LEE Jaegyung	0	0	0	0	0	0	0	0.00	0	0	0	0	0	-1
22	D	HWANG Wootae +A	0	1	1	0	0	0	0	0.00	2	0	0	0	2	-1
7	D	YANG Sunghun	0	0	0	0	0	0	0	0.00	0	1	1	0	2	0
14	D	LEE Sungjun	0	0	0	0	0	0	0	0.00	1	0	0	0	1	0
19	F	JANG Hojun	0	0	0	0	0	1	-1	0.00	1	0	0	0	1	0
21	F	LIM Jinsoo	0	0	0	4	0	0	0	0.00	0	0	0	0	0	0
1	GK	BAE Jangwoo	0	0	0	0	0	0	0	0.00	0	0	0	0	0	0
20	GK	LEE Changmin	0	0	0	0	0	0	0	0.00	0	0	0	0	0	0
Total			4	8	12	8	20	45	-25	30.77	14	10	12	0	36	

LEGEND

(G) Goals in tournament	+/- Plus/minus net	+A Assistant captain	+C Captain
A Assists	D Defence	EQ Equal strength	ET/Res Penalty end time/Result of game
F Forward	FO- Face-offs lost	FO% Face-offs won as percentage	FO+ Face-offs won
FO+/- Face-offs net	G Goals	GK Goalkeeper	MIP Minutes in play (GK)
No Jersey number	OT Overtime	P Points	PIM Penalties in minutes
Pos Position	PPG Power play goals	SHG Shorthanded goals	SOG Shots on goal
SVS Saves	TPP Time on power play	TS Total shots	

Timing and Results provided by **TISSOT**

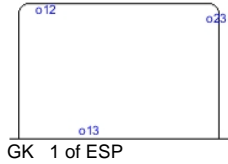


Shot Chart

ESP - KOR

Shots by KOR

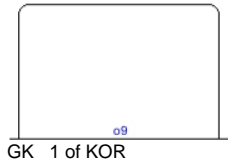
Goals (o): 3 SSG (+): 11
SSP (-): 1 SPG (-): 0



GK 1 of ESP

Shots by ESP


Goals (o): 1 SSG (+): 8
SSP (-): 3 SPG (-): 8



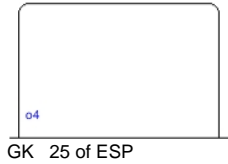
GK 1 of KOR

Shots by KOR

Goals (o): 1 SSG (+): 11
SSP (-): 4 SPG (-): 3



GK 1 of ESP



GK 25 of ESP

LEGEND

GK Goalkeeper **SPG** Shots past goal **SSG** Shots saved by goalkeeper **SSP** Shots saved by player



Face-off Chart

ESP - KOR

PERIOD 1

	ESP		KOR		ESP		KOR		Total wins all zones				
	Def. zone	Att. zone	Neutral zone		Att. zone	Def. zone							
	+ 22	- 8	+ 14	- 13	+ 14	- 13	+ 5	- 13	<table border="1"> <thead> <tr> <th>ESP</th> <th>KOR</th> </tr> </thead> <tbody> <tr> <td>10 / 59%</td> <td>7 / 41%</td> </tr> </tbody> </table>	ESP	KOR	10 / 59%	7 / 41%
ESP	KOR												
10 / 59%	7 / 41%												
	- 8	+ 2	+ 22	- 12	+ 5	- 13	+ 5	- 2					
	- 22	+ 4	- 14	+ 13	+ 5	- 2	+ 22	- 2					
	+ 11	- 11	+ 17	- 2	- 18	+ 4	- 14	+ 2					
			+ 14	- 4									
			- 14	+ 12									
			- 14	+ 2									
Total wins / period	2 / 50%	2 / 50%	4 / 57%	3 / 43%	4 / 67%	2 / 33%							

PERIOD 2

	ESP		KOR		ESP		KOR		Total wins all zones				
	Def. zone	Att. zone	Neutral zone		Att. zone	Def. zone							
	+ 22	- 8	+ 14	- 13	+ 5	- 4	+ 22	- 13	<table border="1"> <thead> <tr> <th>ESP</th> <th>KOR</th> </tr> </thead> <tbody> <tr> <td>16 / 84%</td> <td>3 / 16%</td> </tr> </tbody> </table>	ESP	KOR	16 / 84%	3 / 16%
ESP	KOR												
16 / 84%	3 / 16%												
	+ 11	- 11	+ 22	- 2	- 22	+ 2	- 22	+ 2					
	+ 22	- 12	+ 5	- 4	- 22	+ 2	+ 5	- 4					
	- 11	+ 4	+ 22	- 2	+ 5	- 4	+ 5	- 4					
	+ 22	- 12	+ 22	- 2									
	+ 22	- 2	+ 14	- 13									
			+ 14	- 13									
Total wins / period	5 / 83%	1 / 17%	7 / 100%	0 / 0%	4 / 67%	2 / 33%							

PERIOD 3

	ESP		KOR		ESP		KOR		Total wins all zones				
	Def. zone	Att. zone	Neutral zone		Att. zone	Def. zone							
	+ 5	- 12	+ 14	- 13	+ 22	- 4	+ 5	- 12	<table border="1"> <thead> <tr> <th>ESP</th> <th>KOR</th> </tr> </thead> <tbody> <tr> <td>19 / 66%</td> <td>10 / 34%</td> </tr> </tbody> </table>	ESP	KOR	19 / 66%	10 / 34%
ESP	KOR												
19 / 66%	10 / 34%												
	+ 11	- 19	+ 17	- 4	+ 12	- 4	- 14	+ 2					
	- 11	+ 13	- 5	+ 13	- 14	+ 2	- 22	+ 2					
	- 11	+ 4	+ 8	- 4	+ 22	- 13	+ 22	- 13					
	+ 9	- 13	+ 22	- 13	- 22	+ 2	- 22	+ 2					
	- 11	+ 4	- 5	+ 12	+ 22	- 13	+ 14	- 4					
	+ 14	- 4	+ 22	- 2									
	+ 11	- 13	+ 14	- 4									
	+ 22	- 13	- 14	+ 4									
	+ 22	- 10	- 5	+ 13									
	+ 22	- 13											
Total wins / period	8 / 73%	3 / 27%	6 / 60%	4 / 40%	5 / 63%	3 / 37%							

TOTAL

	ESP		KOR		ESP		KOR		Total wins all zones				
	Def. zone	Att. zone	Neutral zone		Att. zone	Def. zone							
Total wins / game	15 / 71%	6 / 29%	17 / 71%	7 / 29%	13 / 65%	7 / 35%			<table border="1"> <thead> <tr> <th>ESP</th> <th>KOR</th> </tr> </thead> <tbody> <tr> <td>45 / 69%</td> <td>20 / 31%</td> </tr> </tbody> </table>	ESP	KOR	45 / 69%	20 / 31%
ESP	KOR												
45 / 69%	20 / 31%												

Timing and Results provided by **TISSOT**



HEAD TO HEAD

		KOR							Tot	wins ESP	Dz	Nz	Az	
No.	2	4	8	10	11	12	13	19						
ESP	5	1 - 0	4 - 0				2 - 1	1 - 2		11	8 73%	1 100%	1 25%	6 100%
	8	0 - 1	1 - 0							2	1 50%	0 0%	1 100%	
	9							1 - 0		1	1 100%	1 100%		
	11		0 - 3			2 - 0		1 - 1	1 - 0	8	4 50%	4 50%		
	12		1 - 0							1	1 100%			1 100%
	14	0 - 3	4 - 1				0 - 1	6 - 1		16	10 63%	1 100%	7 64%	2 50%
	17	1 - 0	1 - 0							2	2 100%		2 100%	
	18		0 - 1							1	0 0%			0 0%
	22	6 - 4	1 - 1	2 - 0	1 - 0		3 - 0	5 - 0		23	18 78%	8 89%	6 100%	4 50%
Tot	16	18	2	1	2	7	18	1	65	45 69%	15 71%	17 71%	13 65%	
wins KOR	8 50%	6 33%	0 0%	0 0%	0 0%	2 29%	4 22%	0 0%	20 31%					
Dz	6 75%	1 14%				0 0%	0 0%		7 35%					
Nz	1 17%	1 17%				2 67%	3 33%		7 29%					
Az	1 50%	4 80%	0 0%	0 0%	0 0%	0 0%	1 20%	0 0%	6 29%					

LEGEND

Az Attacking zone **Dz** Defending zone **Nz** Neutral zone **Tot** Total face-offs played

Timing and Results provided by **TISSOT**



Game Roster

SVK - CZE

Referee(s)

ANSONS Andris (LAT)

Linesmen

HEINONEN Timo (FIN) , NYQVIST Anders (SWE)

Goalkeepers

Team: SVK

No	Name	GP	MIP	GA	SVS	SOG	SVS%	GAA
1	HALO Juraj	0	00:00	0	0	0	0.00	0.00
2	ZIAK Jan	0	00:00	0	0	0	0.00	0.00

Team Roster

Team: SVK (blue)

No	Pos	Name	GP	G	A	PTS	PIM	+/-
1	GK	HALO Juraj	0	0	0	0	0	
2	GK	ZIAK Jan	0	0	0	0	0	
6	F	UHNAK Martin	0	0	0	0	0	0
9	D	KOPECKY Peter	0	0	0	0	0	0
10	F	HUS Roman	0	0	0	0	0	0
11	F	KETNER Nicolas	0	0	0	0	0	0
12	D	PALOVIC Patrik	0	0	0	0	0	0
13	D	RUSINA Tomas	0	0	0	0	0	0
14	F	BACA Kristian	0	0	0	0	0	0
15	F	TRENCAN Matus	0	0	0	0	0	0
16	F	ZLOCHA Jan	0	0	0	0	0	0
17	F	PIACKA Edmund	0	0	0	0	0	0
18	D	SUCHARDA Andrej	0	0	0	0	0	0
19	F	GAPA Peter	0	0	0	0	0	0
20	F	MIHALIK Denis	0	0	0	0	0	0
22	F	PARDAVY Jan	0	0	0	0	0	0
23	F	MARUSIAK Marek	0	0	0	0	0	0
25	F	KENTOS Jozef	0	0	0	0	0	0
26	D	SZABO Patrik	0	0	0	0	0	0
27	D	LUNTER Peter	0	0	0	0	0	0
28	F	BUDIAK Matus	0	0	0	0	0	0
29	D	NOCIAR Denis	0	0	0	0	0	0

Head Coach: VYBOH Andrej

Team: CZE

No	Name	GP	MIP	GA	SVS	SOG	SVS%	GAA
1	SLAMA Jiri	0	00:00	0	0	0	0.00	0.00
2	POLIVKA Patrik	0	00:00	0	0	0	0.00	0.00


Team: CZE (white)

No	Pos	Name	GP	G	A	PTS	PIM	+/-
1	GK	SLAMA Jiri	0	0	0	0	0	
2	GK	POLIVKA Patrik	0	0	0	0	0	
3	F	STASTNY Tomas	0	0	0	0	0	0
4	F	MATEJKA Filip	0	0	0	0	0	0
5	F	NOVAK Dominik	0	0	0	0	0	0
7	D	DALECKY Jan	0	0	0	0	0	0
8	F	MULLER Jan	0	0	0	0	0	0
9	F	HUCKO Petr	0	0	0	0	0	0
10	F	ARNOST Daniel	0	0	0	0	0	0
11	D	KOLDA Josef	0	0	0	0	0	0
12	D	SVARICEK Filip	0	0	0	0	0	0
13	F	VANEK Rostislav	0	0	0	0	0	0
14	D	STEINER Dominik	0	0	0	0	0	0
15	D	ZBORIL Mikulas	0	0	0	0	0	0
16	D	VOJACEK Filip	0	0	0	0	0	0
17	D	BRZOBOHATY Michal	0	0	0	0	0	0
18	D	VRANA Lukas	0	0	0	0	0	0
19	F	SKOLOUD Petr	0	0	0	0	0	0
20	D	GUTWALD Michal	0	0	0	0	0	0
21	F	VALASEK Milan	0	0	0	0	0	0
23	D	PESLAR Jakub	0	0	0	0	0	0
24	F	ZACHAR David	0	0	0	0	0	0
25	D	SKVOR Jan	0	0	0	0	0	0

Head Coach: LISKA Jaroslav

LEGEND

A Assists	D Defence	F Forward	G Goals
GA Goals against	GAA Goals against as average per 60 minutes	GK Goalkeeper	GP Games played
MIP Minutes and seconds played	No Jersey number	PIM Penalties in minutes	Pos Position
PTS Points	SOG Shots on goal	SVS Saves	SVS% Saves in percentage
+/- Plus/minus net			

Timing and Results provided by  TISSOT



Line-Ups

SVK - CZE

Referee(s)

ANSONS Andris (LAT)

Linesmen

HEINONEN Timo (FIN) , NYQVIST Anders (SWE)

Goalkeepers

Team: SVK

No Name

2 ZIAK Jan
1 HALO Juraj

Team Line-ups

Team: SVK (blue)

No Pos Name

27	D	LUNTER Peter
6	F	UHNAK Martin
11	F	KETNER Nicolas
17	F	PIACKA Edmund +C
20	F	MIHALIK Denis
9	D	KOPECKY Peter
13	D	RUSINA Tomas +A
26	D	SZABO Patrik
19	F	GAPA Peter
22	F	PARDAVY Jan
12	D	PALOVIC Patrik
29	D	NOCIAR Denis
15	F	TRENCAN Matus
16	F	ZLOCHA Jan +A
23	F	MARUSIAK Marek
18	D	SUCHARDA Andrej
10	F	HUS Roman
14	F	BACA Kristian
25	F	KENTOS Jozef
28	F	BUDIAK Matus

Head Coach: VYBOH Andrej

Team: CZE

No Name

2 POLIVKA Patrik
1 SLAMA Jiri

Team: CZE (white)

No Pos Name

7	D	DALECKY Jan +A
14	D	STEINER Dominik +C
20	D	GUTWALD Michal
3	F	STASTNY Tomas
24	F	ZACHAR David
17	D	BRZOBOHATY Michal
23	D	PESLAR Jakub
25	D	SKVOR Jan
4	F	MATEJKA Filip
21	F	VALASEK Milan
11	D	KOLDA Josef +A
12	D	SVARICEK Filip
18	D	VRANA Lukas
13	F	VANEK Rostislav
19	F	SKOLOUD Petr
15	D	ZBORIL Mikulas
16	D	VOJACEK Filip
5	F	NOVAK Dominik
9	F	HUCKO Petr
10	F	ARNOST Daniel

Head Coach: LISKA Jaroslav

NOT DRESSED:

8 F MULLER Jan

LEGEND

D	Defence	F	Forward	No	Jersey number	Pos	Position
+A	Assistant captain	+C	Captain				

Timing and Results provided by **TISSOT**



Graphical Line-Ups

SVK - CZE

Referee(s)

ANSONS Andris (LAT)

Linesmen

HEINONEN Timo (FIN) , NYQVIST Anders (SWE)

Team: SVK - Slovakia (blue)

Head Coach: VYBOH Andrej

S1	2 ZIAK Jan				
	1 HALO Juraj				
S2	11 KETNER Nicolas	S3	27 LUNTER Peter		
S5	17 PIACKA Edmund +C	S6	20 MIHALIK Denis	S4	6 UHNAK Martin
	13 RUSINA Tomas +A		9 KOPECKY Peter		
	22 PARDAVY Jan		26 SZABO Patrik		19 GAPA Peter
	29 NOCIAR Denis		12 PALOVIC Patrik		
	16 ZLOCHA Jan +A		23 MARUSIAK Marek		15 TRENCAN Matus
	18 SUCHARDA Andrej		14 BACA Kristian		
	28 BUDIAK Matus		10 HUS Roman		25 KENTOS Jozef

Team: CZE - Czech Republic (white)

Head Coach: LISKA Jaroslav

S1	2 POLIVKA Patrik				
	1 SLAMA Jiri				
S2	14 STEINER Dominik +C	S3	20 GUTWALD Michal		
S4	3 STASTNY Tomas	S5	7 DALECKY Jan +A	S6	24 ZACHAR David
	25 SKVOR Jan		23 PESLAR Jakub		
	17 BRZOBOHATY Michal		4 MATEJKA Filip		21 VALASEK Milan
	11 KOLDA Josef +A		12 SVARICEK Filip		
	13 VANEK Rostislav		18 VRANA Lukas		19 SKOLOUD Petr
	15 ZBORIL Mikulas		16 VOJACEK Filip		
	9 HUCKO Petr		10 ARNOST Daniel		5 NOVAK Dominik

LEGEND

Sn Starting position

+A

Assistant captain

+C

Captain

Timing and Results provided by **TISSOT**



Game Summary

SVK - CZE 3 - 6 (1 - 3 , 0 - 2 , 2 - 1)

Spectators	Referee(s)	Linesmen
150	ANSONS Andris (LAT)	HEINONEN Timo (FIN) , NYQVIST Anders (SWE)

Team Statistics

Period	Score	SVS	SOG	PIM	TPP	PPG	SHG
1	1 : 3	14 : 5	6 : 17	2 : 2	02:00 : 02:00	0 : 0	0 : 0
2	0 : 2	14 : 1	1 : 16	2 : 8	06:00 : 00:21	0 : 0	0 : 0
3	2 : 1	15 : 8	10 : 16	6 : 27	02:11 : 04:00	1 : 0	0 : 0
Total	3 : 6	43 : 14	17 : 49	10 : 37	10:11 : 06:21	1 : 0	0 : 0

1st Period

Action	Time	ET/Res	Team	Type	No	Name	(G)	Name of Assistant(s) / Action Description
GK	00:00		SVK		2	ZIAK J		- Goalkeeper in
GK	00:00		CZE		2	POLIVKA P		- Goalkeeper in
Goal	01:43	0 : 1	CZE	EQ	11	KOLDA J	(1)	On Ice SVK 2 9 13 19 22 25 CZE 2 11 12 13 18 19
Goal	02:52	0 : 2	CZE	EQ	7	DALECKY J	(1)	23 PESLAR J 25 SKVOR J On Ice SVK 2 10 13 18 25 28 CZE 2 3 7 23 24 25
Time-out	02:52		SVK					
Penalty	10:14	12:14	SVK	2 min.	11	KETNER N		- Hooking
Goal	14:13	1 : 2	SVK	EQ	15	TRENCAN M	(1)	23 MARUSIAK M On Ice SVK 15 16 22 23 25 29 CZE 2 13 18 19 23 25
Penalty	14:49	16:49	CZE	2 min.	12	SVARICEK F		- Tripping
Goal	17:16	1 : 3	CZE	EQ	19	SKOLOUD P	(1)	10 ARNOST D 14 STEINER D On Ice SVK 2 15 16 22 23 29 CZE 2 10 13 14 18 19

2nd Period

Action	Time	ET/Res	Team	Type	No	Name	(G)	Name of Assistant(s) / Action Description
Penalty	20:34	22:34	CZE	2 min.	3	STASTNY T		- Tripping
Penalty	26:55	28:55	CZE	2 min.	10	ARNOST D		- Tripping
Penalty	32:53	34:53	SVK	2 min.	27	LUNTER P		- Elbowing
Penalty	33:14	35:14	CZE	2 min.	7	DALECKY J		- High Sticking
Penalty	34:26	36:26	CZE	2 min.	12	SVARICEK F		- Holding an opponent
Goal	38:04	1 : 4	CZE	EQ	3	STASTNY T	(1)	4 MATEJKA F 24 ZACHAR D On Ice SVK 2 6 11 20 22 28 CZE 2 3 4 14 20 24
Goal	38:24	1 : 5	CZE	EQ	7	DALECKY J	(2)	3 STASTNY T 24 ZACHAR D On Ice SVK 2 9 13 19 22 26 CZE 2 3 4 7 14 20

3rd Period

Action	Time	ET/Res	Team	Type	No	Name	(G)	Name of Assistant(s) / Action Description
Goal	41:13	2 : 5	SVK	EQ	19	GAPA P	(1)	22 PARDAVY J On Ice SVK 2 9 13 19 22 25 CZE 2 4 11 17 20 21
Goal	48:30	2 : 6	CZE	EQ	7	DALECKY J	(3)	25 SKVOR J On Ice SVK 2 12 15 16 23 29 CZE 2 3 7 23 24 25
Penalty	49:41	51:41	SVK	2 min.	17	PIACKA E		- Tripping
Penalty	54:21	55:28	CZE	2 min.	24	ZACHAR D		- Boarding
Goal	55:28	3 : 6	SVK	PP1	20	MIHALIK D	(1)	27 LUNTER P 11 KETNER N On Ice SVK 2 6 11 17 20 27 CZE 2 4 14 20 21 *
Penalty	55:54	57:54	SVK	2 min.	19	GAPA P		- Hooking
Penalty	56:56	58:56	SVK	2 min.	15	TRENCAN M		- Hooking
Penalty	56:56	60:00	CZE	25 min.	23	PESLAR J		- Head-Butting / Served by: 13 VANEK R
GK	60:00		SVK					2 ZIAK J - Goalkeeper out
GK	60:00		CZE					2 POLIVKA P - Goalkeeper out



Goalkeeper Records

Team : SVK - Slovakia

Team : CZE - Czech Republic

No	Name	SOG	SVS	MIP
2	ZIAK Jan	49	43	60:00
1	HALO Juraj			

No	Name	SOG	SVS	MIP
2	POLIVKA Patrik	17	14	60:00
1	SLAMA Jiri			

Game Statistics

Team : SVK (blue)

Head Coach : VYBOH Andrej

No	Pos	Name	G	A	P	PIM	FO+	FO-	FO+/-	FO%	Shots on Goal					+/-
											1	2	3	OT	TS	
6	F	UHNAK Martin	0	0	0	0	2	1	1	66.67	1	1	0		2	-1
11	F	KETNER Nicolas	0	1	1	2	0	0	0	0.00	0	0	1		1	-1
17	F	PIACKA Edmund +C	0	0	0	2	0	0	0	0.00	1	0	1		2	0
20	F	MIHALIK Denis	1	0	1	0	8	9	-1	47.06	0	0	1		1	-1
27	D	LUNTER Peter	0	1	1	2	0	0	0	0.00	0	0	0		0	0
9	D	KOPECKY Peter	0	0	0	0	0	0	0	0.00	0	0	1		1	-1
13	D	RUSINA Tomas +A	0	0	0	0	0	0	0	0.00	0	0	0		0	-2
19	F	GAPA Peter	1	0	1	2	1	6	-5	14.29	0	0	3		3	-1
22	F	PARDAVY Jan	0	1	1	0	0	0	0	0.00	0	0	0		0	-2
26	D	SZABO Patrik	0	0	0	0	4	6	-2	40.00	0	0	0		0	-1
12	D	PALOVIC Patrik	0	0	0	0	0	0	0	0.00	0	0	1		1	-1
15	F	TRENCAN Matus	1	0	1	2	0	0	0	0.00	1	0	0		1	-1
16	F	ZLOCHA Jan +A	0	0	0	0	2	2	0	50.00	1	0	1		2	-1
23	F	MARUSIAK Marek	0	1	1	0	8	5	3	61.54	2	0	1		3	-1
29	D	NOCIAR Denis	0	0	0	0	0	0	0	0.00	0	0	0		0	-1
10	F	HUS Roman	0	0	0	0	0	0	0	0.00	0	0	0		0	-1
14	F	BACA Kristian	0	0	0	0	0	0	0	0.00	0	0	0		0	0
18	D	SUCHARDA Andrej	0	0	0	0	0	0	0	0.00	0	0	0		0	-1
25	F	KENTOS Jozef	0	0	0	0	3	14	-11	17.65	0	0	0		0	0
28	F	BUDIAR Matus	0	0	0	0	0	1	-1	0.00	0	0	0		0	-2
1	GK	HALO Juraj	0	0	0	0					0	0	0		0	
2	GK	ZIAK Jan	0	0	0	0					0	0	0		0	
Total			3	4	7	10	28	44	-16	38.89	6	1	10		17	

Team : CZE (white)

Head Coach : LISKA Jaroslav

No	Pos	Name	G	A	P	PIM	FO+	FO-	FO+/-	FO%	Shots on Goal					+/-
											1	2	3	OT	TS	
3	F	STASTNY Tomas	1	1	2	2	1	1	0	50.00	1	2	0		3	+4
7	D	DALECKY Jan +A	3	0	3	2	7	9	-2	43.75	2	1	4		7	+3
14	D	STEINER Dominik +C	0	1	1	0	0	0	0	0.00	1	0	1		2	+3
20	D	GUTWALD Michal	0	0	0	0	0	0	0	0.00	0	0	1		1	+1
24	F	ZACHAR David	0	2	2	2	4	1	3	80.00	1	0	0		1	+3
4	F	MATEJKA Filip	0	1	1	0	11	5	6	68.75	0	2	1		3	+1
17	D	BRZOBOHATY Michal	0	0	0	0	0	0	0	0.00	2	0	0		2	-1
21	F	VALASEK Milan	0	0	0	0	0	0	0	0.00	2	2	1		5	-1
23	D	PESLAR Jakub	0	1	1	25	0	0	0	0.00	0	1	0		1	+1
25	D	SKVOR Jan	0	2	2	0	0	0	0	0.00	0	0	0		0	+1
11	D	KOLDA Josef +A	1	0	1	0	0	0	0	0.00	1	0	1		2	0
12	D	SVARICEK Filip	0	0	0	4	0	0	0	0.00	0	1	0		1	+1
13	F	VANEK Rostislav	0	0	0	0	0	0	0	0.00	2	1	3		6	+1
18	D	VRANA Lukas	0	0	0	0	11	6	5	64.71	1	3	0		4	+1
19	F	SKOLOUD Petr	1	0	1	0	0	0	0	0.00	4	0	1		5	+1
5	F	NOVAK Dominik	0	0	0	0	0	0	0	0.00	0	2	2		4	0
9	F	HUCKO Petr	0	0	0	0	1	2	-1	33.33	0	0	1		1	0
10	F	ARNOST Daniel	0	1	1	2	9	4	5	69.23	0	1	0		1	+1
15	D	ZBORIL Mikulas	0	0	0	0	0	0	0	0.00	0	0	0		0	0
16	D	VOJACEK Filip	0	0	0	0	0	0	0	0.00	0	0	0		0	0
1	GK	SLAMA Jiri	0	0	0	0					0	0	0		0	

Timing and Results provided by TISSOT



Head Coach : LISKA Jaroslav

No	Pos	Name	G	A	P	PIM	FO+	FO-	FO+/-	FO%	Shots on Goal					+/-
											1	2	3	OT	TS	
2	GK	POLIVKA Patrik	0	0	0	0					0	0	0		0	
Total			6	9	15	37	44	28	16	61.11	17	16	16		49	


Group A

R	Team	GP	W	OTW	OTL	L	GDF	GF : GA	PTS
1	CZE	1	1	0	0	0	+3	6 : 3	3
2	SVK	1	0	0	0	1	-3	3 : 6	0
-	CHN	0							
-	ESP	0							

	CHN	CZE	ESP	SVK
CHN	*****	SUN 08 FEB 17:00	WED 04 FEB 20:30	FRI 06 FEB 20:30
CZE	SUN 08 FEB 17:00	*****	FRI 06 FEB 17:00	6:3
ESP	WED 04 FEB 20:30	FRI 06 FEB 17:00	*****	SUN 08 FEB 20:30
SVK	FRI 06 FEB 20:30	3:6	SUN 08 FEB 20:30	*****

LEGEND

(G) Goals in tournament	*	+/- Plus/minus net	+A Assistant captain
+C Captain	A Assists	D Defence	EA Extra attacker
EQ Equal strength	ET/Res Penalty end time/Result of game	F Forward	FO- Face-offs lost
FO% Face-offs won as percentage	FO+ Face-offs won	FO+/- Face-offs net	G Goals
GA Goals against	GDF Goal difference	GF Goals for	GK Goalkeeper
GP Games played	L Losses	MIP Minutes in play (GK)	No Jersey number
OT Overtime	OTL Overtime losses	OTW Overtime wins	P Points
PIM Penalties in minutes	Pos Position	PP1 Power play - 1 player	PPG Power play goals
PTS Points	R Rank	SHG Shorthanded goals	SOG Shots on goal
SVS Saves	TPP Time on power play	TS Total shots	W Wins

Timing and Results provided by  TISSOT

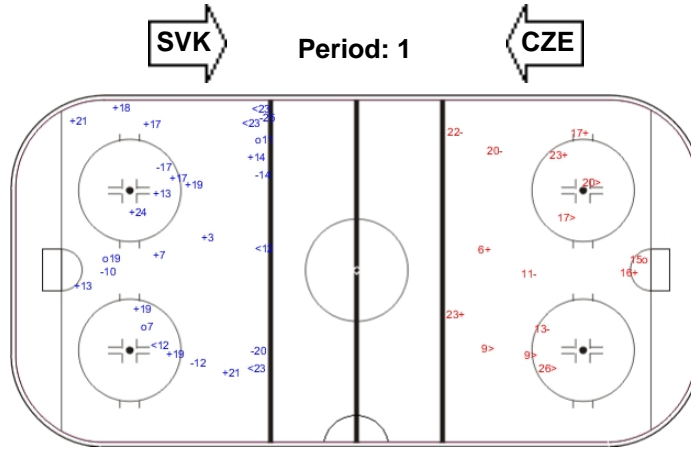


Shot Chart

SVK - CZE

Shots by CZE

Goals (o): 3 SSG (+): 14
SSP (-): 5 SPG (-): 6



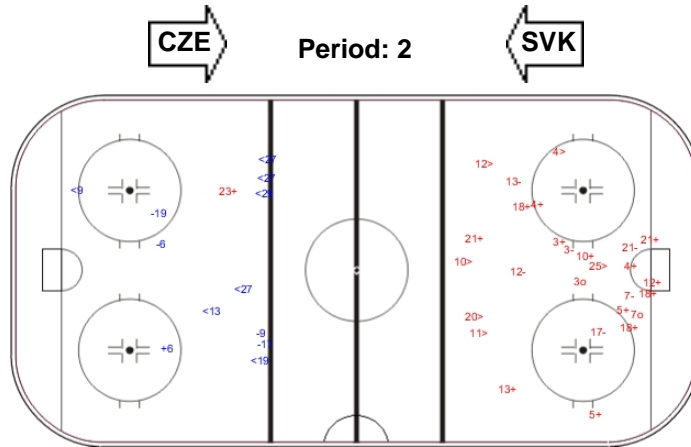
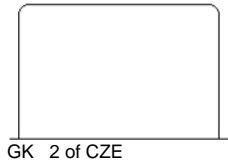
Shots by SVK

Goals (o): 1 SSG (+): 5
SSP (-): 5 SPG (-): 4



Shots by SVK

Goals (o): 0 SSG (+): 1
SSP (-): 7 SPG (-): 4



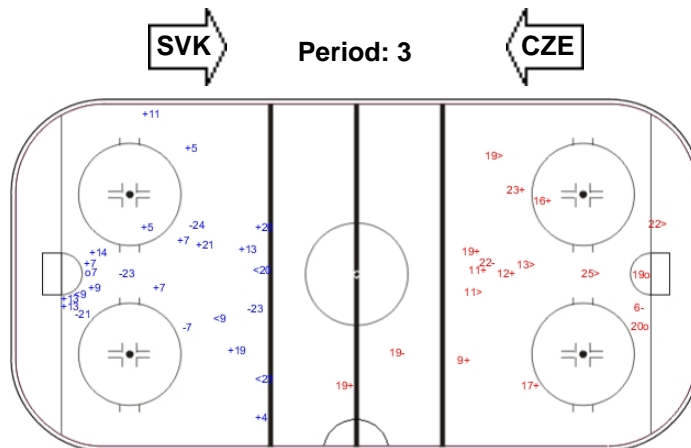
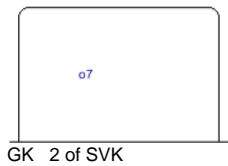
Shots by CZE

Goals (o): 2 SSG (+): 14
SSP (-): 6 SPG (-): 6



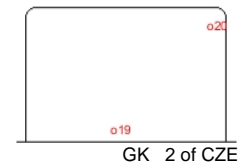
Shots by CZE

Goals (o): 1 SSG (+): 15
SSP (-): 4 SPG (-): 5



Shots by SVK

Goals (o): 2 SSG (+): 8
SSP (-): 5 SPG (-): 3



LEGEND

GK Goalkeeper **SPG** Shots past goal **SSG** Shots saved by goalkeeper **SSP** Shots saved by player

Timing and Results provided by **TISSOT**



Face-off Chart

SVK - CZE

PERIOD 1

	SVK	CZE		SVK	CZE		SVK	CZE		Total wins all zones	
	Def. zone	Att. zone		Neutral zone			Att. zone	Def. zone		SVK	CZE
	- 26	+ 4		- 20	+ 7		- 26	+ 18		Total wins all zones	
	- 19	+ 18		+ 23	- 10		- 20	+ 24			
	- 25	+ 18		- 25	+ 7						
	- 16	+ 10		- 25	+ 7						
	+ 23	- 18		+ 20	- 4						
	+ 20	- 7		- 28	+ 10						
	+ 23	- 4		+ 6	- 7						
	- 25	+ 18		+ 25	- 10						
	- 25	+ 10		+ 26	- 10						
	- 19	+ 4									
	- 16	+ 18									
	- 26	+ 24									
Total wins / period	3 / 25%	9 / 75%		5 / 56%	4 / 44%		0 / 0%	2 / 100%			

PERIOD 2

	SVK	CZE		SVK	CZE		SVK	CZE		Total wins all zones			
	Def. zone	Att. zone		Neutral zone			Att. zone	Def. zone		SVK	CZE		
	+ 23	- 7		+ 20	- 7		- 25	+ 4		Total wins all zones			
	+ 20	- 18		+ 25	- 4		- 25	+ 7					
	+ 20	- 18		+ 26	- 4		- 25	+ 4					
	- 20	+ 9		- 25	+ 7		- 6	+ 18					
	- 23	+ 7		+ 23	- 18								
	- 19	+ 3											
	- 20	+ 10											
	+ 25	- 7											
Total wins / period	4 / 50%	4 / 50%		4 / 80%	1 / 20%		0 / 0%	4 / 100%				8 / 47%	9 / 53%

PERIOD 3

	SVK	CZE		SVK	CZE		SVK	CZE		Total wins all zones			
	Def. zone	Att. zone		Neutral zone			Att. zone	Def. zone		SVK	CZE		
	+ 23	- 9		+ 20	- 7		+ 26	- 10		Total wins all zones			
	- 19	+ 18		+ 23	- 18		- 23	+ 10					
	+ 20	- 3		- 20	+ 4		- 25	+ 18					
	- 26	+ 4		- 25	+ 10		+ 23	- 7					
	- 20	+ 4		+ 26	- 7		- 23	+ 7					
	- 19	+ 18		- 20	+ 4		- 23	+ 10					
	- 20	+ 24		- 26	+ 4		- 25	+ 18					
	- 26	+ 24		- 25	+ 18		- 23	+ 10					
	+ 16	- 9		- 25	+ 10		- 20	+ 4					
	+ 6	- 24					- 19	+ 4					
	+ 20	- 7											
	+ 19	- 4											
	+ 16	- 18											
Total wins / period	7 / 54%	6 / 46%		3 / 33%	6 / 67%		2 / 20%	8 / 80%				12 / 38%	20 / 62%



TOTAL

Total wins / game	SVK	CZE	SVK	CZE	SVK	CZE	Total wins all zones	
	Def. zone	Att. zone	Neutral zone		Att. zone	Def. zone	SVK	CZE
	14 / 42%	19 / 58%	12 / 52%	11 / 48%	2 / 13%	14 / 87%	28 / 39%	44 / 61%




HEAD TO HEAD

		CZE						Tot	wins SVK	Dz	Nz	Az	
No.	3	4	7	9	10	18	24						
SVK	6			1 - 0			0 - 1	1 - 0	3	2 67%	1 100%	1 100%	0 0%
	16				1 - 0	0 - 1	1 - 1		4	2 50%	2 50%		
	19	0 - 1	1 - 2				0 - 3		7	1 14%	1 17%		0 0%
	20	1 - 0	1 - 4	4 - 1	0 - 1	0 - 1	2 - 0	0 - 2	17	8 47%	5 56%	3 50%	0 0%
	23		1 - 0	2 - 2	1 - 0	1 - 3	3 - 0		13	8 62%	4 80%	3 100%	1 20%
	25		1 - 2	1 - 4		1 - 3	0 - 5		17	3 18%	1 25%	2 25%	0 0%
	26		1 - 3	1 - 0		2 - 0	0 - 1	0 - 2	10	4 40%	0 0%	3 75%	1 50%
	28					0 - 1			1	0 0%		0 0%	
Tot	2	16	16	3	13	17	5	72	28 39%	14 42%	12 52%	2 13%	
wins CZE	1 50%	11 69%	7 44%	1 33%	9 69%	11 65%	4 80%	44 61%					
Dz		4 100%	2 67%		3 75%	4 100%	1 100%	14 87%					
Nz		3 50%	4 50%		3 50%	1 33%		11 48%					
Az	1 50%	4 67%	1 20%	1 33%	3 100%	6 60%	3 75%	19 58%					

LEGEND

Az Attacking zone **Dz** Defending zone **Nz** Neutral zone **Tot** Total face-offs played

Timing and Results provided by  TISSOT



Game Roster

CHN - ESP

Referee(s)

TZIRTZIGANIS Tim (BEL)

Goalkeepers

Team: CHN

No	Name	GP	MIP	GA	SVS	SOG	SVS%	GAA
1	WU Jiankun	0	00:00	0	0	0	0.00	0.00
22	SUN Zehao	0	00:00	0	0	0	0.00	0.00

Team Roster

Team: CHN (white)

No	Pos	Name	GP	G	A	PTS	PIM	+/-
1	GK	WU Jiankun	0	0	0	0	0	
2	D	LI Ning	0	0	0	0	0	0
3	F	FAN Yi	0	0	0	0	0	0
4	F	YU Xiaolong	0	0	0	0	0	0
5	D	GUAN Tianyi	0	0	0	0	0	0
6	F	HUANG Peng	0	0	0	0	0	0
7	F	ZHANG Zesen	0	0	0	0	0	0
8	F	ZUO Tianyou	0	0	0	0	0	0
9	F	LU Hengnan	0	0	0	0	0	0
10	D	ZHANG Jiaqi	0	0	0	0	0	0
11	F	YU Mingrunze	0	0	0	0	0	0
12	D	ZHANG Zhen	0	0	0	0	0	0
13	F	YUE Xinhao	0	0	0	0	0	0
14	D	ZHANG Zheming	0	0	0	0	0	0
15	F	WU Hao	0	0	0	0	0	0
16	D	QIAN Jinglin	0	0	0	0	0	0
17	D	WU Jiasiteng	0	0	0	0	0	0
18	F	MA Tianyue	0	0	0	0	0	0
19	F	YANG Zhenyu	0	0	0	0	0	0
20	F	BAO Jiachang	0	0	0	0	0	0
21	F	NAN Jiangming	0	0	0	0	0	0
22	GK	SUN Zehao	0	0	0	0	0	

Head Coach: GORBENKO Oleg

Linesmen

AMBROSETTI Flavio (SUI) , KACEJ Lukas (SVK)

Team: ESP

No	Name	GP	MIP	GA	SVS	SOG	SVS%	GAA
1	ALCAINE Ander	0	00:00	0	0	0	0.00	0.00
25	GARCIA Ignacio	0	00:00	0	0	0	0.00	0.00

Team: ESP (black)

No	Pos	Name	GP	G	A	PTS	PIM	+/-
1	GK	ALCAINE Ander	0	0	0	0	0	
2	D	ALASTRUEY Hector	0	0	0	0	0	0
3	D	GAINZA Inigo	0	0	0	0	0	0
4	D	VEA Jorge	0	0	0	0	0	0
5	F	BETRAN Adrian	0	0	0	0	0	0
7	F	BURGOS Jorge	0	0	0	0	0	0
8	F	PUYUELO Pablo	0	0	0	0	0	0
9	F	GONZALEZ Gaston	0	0	0	0	0	0
10	D	BRAVO Juan Francisco	0	0	0	0	0	0
11	F	MUNOZ Juan	0	0	0	0	0	0
12	F	PEDRAZ Alejandro	0	0	0	0	0	0
13	F	GONZALEZ Pol	0	0	0	0	0	0
14	F	CARBONELL Alejandro	0	0	0	0	0	0
15	F	GARCIA-ARIAS Javier	0	0	0	0	0	0
16	F	MECO Aitor	0	0	0	0	0	0
17	F	FERNANDEZ-POLA Angel	0	0	0	0	0	0
19	D	UBIETO Adrian	0	0	0	0	0	0
22	F	FUENTES Patricio	0	0	0	0	0	0
23	F	QUEVEDO Carlos	0	0	0	0	0	0
24	D	VEA Alex	0	0	0	0	0	0
25	GK	GARCIA Ignacio	0	0	0	0	0	

Head Coach: TUOMI Timo

LEGEND

A Assists	D Defence	F Forward	G Goals
GA Goals against	GAA Goals against as average per 60 minutes	GK Goalkeeper	GP Games played
MIP Minutes and seconds played	No Jersey number	PIM Penalties in minutes	Pos Position
PTS Points	SOG Shots on goal	SVS Saves	SVS% Saves in percentage
+/- Plus/minus net			

Timing and Results provided by **TISSOT**



Line-Ups

CHN - ESP

Referee(s)

TZIRTZIGANIS Tim (BEL)

Linesmen

AMBROSETTI Flavio (SUI) , KACEJ Lukas (SVK)

Goalkeepers

Team: CHN

No	Name
22	SUN Zehao
1	WU Jiankun

Team Line-ups

Team: CHN (white)

No	Pos	Name
12	D	ZHANG Zhen
17	D	WU Jiasiteng
7	F	ZHANG Zesen
9	F	LU Hengnan +A
15	F	WU Hao
10	D	ZHANG Jiaqi
16	D	QIAN Jinglin
6	F	HUANG Peng +C
11	F	YU Mingrunze +A
13	F	YUE Xinhao
2	D	LI Ning
5	D	GUAN Tianyi
18	F	MA Tianyue
19	F	YANG Zhenyu
20	F	BAO Jiachang
14	D	ZHANG Zheming
21	F	NAN Jiangming

Head Coach: GORBENKO Oleg

NOT DRESSED:

3 F FAN Yi

4 F YU Xiaolong

8 F ZUO Tianyou

Team: ESP

No	Name
1	ALCAINE Ander
25	GARCIA Ignacio

Team: ESP (black)

No	Pos	Name
3	D	GAINZA Inigo +A
19	D	UBIETO Adrian
13	F	GONZALEZ Pol +C
22	F	FUENTES Patricio +A
23	F	QUEVEDO Carlos
2	D	ALASTRUEY Hector
24	D	VEA Alex
5	F	BETRAN Adrian
11	F	MUNOZ Juan
15	F	GARCIA-ARIAS Javier
10	D	BRAVO Juan Francisco
7	F	BURGOS Jorge
8	F	PUYUELO Pablo
9	F	GONZALEZ Gaston
14	F	CARBONELL Alejandro
12	F	PEDRAZ Alejandro
16	F	MECO Aitor
17	F	FERNANDEZ-POLA Angel

Head Coach: TUOMI Timo

NOT DRESSED:

4 D VEA Jorge

LEGEND

D Defence
+A Assistant captain

F Forward
+C Captain

No Jersey number

Pos Position

Timing and Results provided by **TISSOT**



Graphical Line-Ups

CHN - ESP

Referee(s)

TZIRTZIGANIS Tim (BEL)

Linesmen

AMBROSETTI Flavio (SUI) , KACEJ Lukas (SVK)

Team: CHN - China P.R. (white)

Head Coach: GORBENKO Oleg

S1 22 SUN Zehao		
1 WU Jiankun		
S3 17 WU Jiasiteng	S2 12 ZHANG Zhen	
S4 7 ZHANG Zesen	S5 9 LU Hengnan +A	S6 15 WU Hao
10 ZHANG Jiaqi		16 QIAN Jinglin
13 YUE Xinhao	6 HUANG Peng +C	11 YU Mingrunze +A
2 LI Ning		5 GUAN Tianyi
18 MA Tianyue	19 YANG Zhenyu	20 BAO Jiachang
14 ZHANG Zheming		21 NAN Jiangming

Team: ESP - Spain (black)

Head Coach: TUOMI Timo

S1 1 ALCAINE Ander		
25 GARCIA Ignacio		
S3 19 UBIETO Adrian	S2 3 GAINZA Inigo +A	
S4 13 GONZALEZ Pol +C	S5 22 FUENTES Patricio +A	S6 23 QUEVEDO Carlos
2 ALASTRUEY Hector		24 VEA Alex
11 MUNOZ Juan	5 BETRAN Adrian	15 GARCIA-ARIAS Javier
10 BRAVO Juan Francisco		7 BURGOS Jorge
9 GONZALEZ Gaston	14 CARBONELL Alejandro	8 PUYUELO Pablo
16 MECO Aitor	17 FERNANDEZ-POLA Angel	12 PEDRAZ Alejandro

LEGEND

Sn Starting position

+A Assistant captain

+C Captain

Timing and Results provided by **TISSOT**



Game Summary

CHN - ESP 0 - 8 (0 - 1, 0 - 2, 0 - 5)

Spectators	Referee(s)	Linesmen
1100	TZIRTZIGANIS Tim (BEL)	AMBROSETTI Flavio (SUI) , KACEJ Lukas (SVK)

Team Statistics

Period	Score	SVS	SOG	PIM	TPP	PPG	SHG
1	0 : 1	25 : 8	8 : 26	2 : 4	03:43 : 01:43	0 : 0	0 : 0
2	0 : 2	28 : 6	6 : 30	8 : 2	00:18 : 05:04	0 : 0	0 : 0
3	0 : 5	18 : 8	8 : 23	6 : 6	05:04 : 05:37	0 : 2	0 : 0
Total	0 : 8	71 : 22	22 : 79	16 : 12	09:05 : 12:24	0 : 2	0 : 0

1st Period

Action	Time	ET/Res	Team	Type	No	Name	(G)	Name of Assistant(s) / Action Description
GK	00:00		CHN		22	SUN Z		- Goalkeeper in
GK	00:00		ESP		1	ALCAINE A		- Goalkeeper in
Penalty	06:44	08:44	ESP	2 min.	15	GARCIA-ARIAS J		- Interference
Penalty	08:27	10:27	CHN	2 min.	-	Team penalty		- Too Many Men / Served by: 21 NAN J
Penalty	10:40	12:40	ESP	2 min.	5	BETRAN A		- Slashing
Goal	19:37	0 : 1	ESP	EQ	15	GARCIA-ARIAS J	(1)	11 MUNOZ J On Ice CHN 22 5 12 18 19 20 2 ALASTRUEY H ESP 25 1 2 5 11 15

2nd Period

Action	Time	ET/Res	Team	Type	No	Name	(G)	Name of Assistant(s) / Action Description
Penalty	20:56	22:56	CHN	2 min.	10	ZHANG J		- Tripping
Goal	24:08	0 : 2	ESP	EQ	8	PUYUELO P	(1)	19 UBIETO A On Ice CHN 22 6 10 11 13 16 3 GAINZA I ESP 1 3 8 9 10 19
Penalty	32:36	34:36	ESP	2 min.	8	PUYUELO P		- Slashing
Penalty	32:54	34:54	CHN	2 min.	2	LI N		- Kneeing
Goal	34:32	0 : 3	ESP	EQ	19	UBIETO A	(1)	22 FUENTES P On Ice CHN 22 7 9 16 17 23 QUEVEDO C ESP 1 7 19 22 23
Penalty	36:00	38:00	CHN	2 min.	9	LU H		- Interference
Penalty	39:14	40:53	CHN	2 min.	10	ZHANG J		- Holding an opponent

3rd Period

Action	Time	ET/Res	Team	Type	No	Name	(G)	Name of Assistant(s) / Action Description
Goal	40:53	0 : 4	ESP	PP1	13	GONZALEZ P	(1)	22 FUENTES P On Ice CHN 22 2 11 12 15 19 UBIETO A ESP 1 11 13 19 22 23 *
Goal	43:57	0 : 5	ESP	EQ	22	FUENTES P	(1)	23 QUEVEDO C On Ice CHN 22 7 9 12 17 18 13 GONZALEZ P ESP 1 2 13 22 23 24
Penalty	44:30	46:30	CHN	2 min.	10	ZHANG J		- Interference
Goal	47:42	0 : 6	ESP	EQ	11	MUNOZ J	(1)	5 BETRAN A On Ice CHN 22 6 10 11 15 16 ESP 1 2 5 11 15 24
GK	47:42		CHN		1	WU J		- Goalkeeper in
Penalty	48:34	50:34	ESP	2 min.	19	UBIETO A		- Interference
Penalty	51:07	51:51	CHN	2 min.	12	ZHANG Z		- Cross-Checking
Goal	51:51	0 : 7	ESP	PP1	19	UBIETO A	(2)	23 QUEVEDO C On Ice CHN 1 10 11 15 16 22 FUENTES P ESP 1 11 16 19 22 23 *
Penalty	53:15	55:15	ESP	2 min.	3	GAINZA I		- Elbowing
Goal	55:52	0 : 8	ESP	EQ	5	BETRAN A	(1)	19 UBIETO A On Ice CHN 1 7 9 10 16 18 ESP 1 3 5 11 15 19
Penalty	56:35	58:35	CHN	2 min.	16	QIAN J		- Boarding
Penalty	58:56	60:00	ESP	2 min.	9	GONZALEZ G		- Slashing
GK	60:00		CHN					1 WU J - Goalkeeper out
GK	60:00		ESP					1 ALCAINE A - Goalkeeper out



Goalkeeper Records

Team : CHN - China P.R.

Team : ESP - Spain

No	Name	SOG	SVS	MIP
22	SUN Zehao	68	62	47:42
1	WU Jiankun	11	9	12:18

No	Name	SOG	SVS	MIP
1	ALCAINE Ander	22	22	60:00
25	GARCIA Ignacio			

Game Statistics

Team : CHN (white)

Head Coach : GORBENKO Oleg

No	Pos	Name	G	A	P	PIM	FO+	FO-	FO+/-	FO%	Shots on Goal					+/-
											1	2	3	OT	TS	
7	F	ZHANG Zesen	0	0	0	0	2	2	0	50.00	1	0	1		2	-3
9	F	LU Hengnan +A	0	0	0	2	18	15	3	54.55	1	1	0		2	-3
12	D	ZHANG Zhen	0	0	0	2	0	0	0	0.00	0	2	0		2	-2
15	F	WU Hao	0	0	0	0	0	0	0	0.00	1	0	0		1	-1
17	D	WU Jiasiteng	0	0	0	0	0	0	0	0.00	1	0	2		3	-2
6	F	HUANG Peng +C	0	0	0	0	10	8	2	55.56	1	1	0		2	-2
10	D	ZHANG Jiaqi	0	0	0	6	0	1	-1	0.00	0	0	0		0	-3
11	F	YU Mingrunze +A	0	0	0	0	1	6	-5	14.29	0	0	4		4	-2
13	F	YUE Xinhao	0	0	0	0	0	0	0	0.00	0	0	0		0	-1
16	D	QIAN Jinglin	0	0	0	2	0	0	0	0.00	0	0	0		0	-4
2	D	LI Ning	0	0	0	2	0	0	0	0.00	0	0	0		0	0
5	D	GUAN Tianyi	0	0	0	0	0	0	0	0.00	2	0	0		2	-1
18	F	MA Tianyue	0	0	0	0	0	0	0	0.00	0	0	0		0	-3
19	F	YANG Zhenyu	0	0	0	0	6	11	-5	35.29	1	1	0		2	-1
20	F	BAO Jiachang	0	0	0	0	1	2	-1	33.33	0	1	0		1	-1
14	D	ZHANG Zheming	0	0	0	0	0	0	0	0.00	0	0	0		0	0
21	F	NAN Jiangming	0	0	0	0	0	0	0	0.00	0	0	1		1	0
1	GK	WU Jiankun	0	0	0	0					0	0	0		0	
22	GK	SUN Zehao	0	0	0	0					0	0	0		0	
Total			0	0	0	14	38	45	-7	45.78	8	6	8		22	

Team : ESP (black)

Head Coach : TUOMI Timo

No	Pos	Name	G	A	P	PIM	FO+	FO-	FO+/-	FO%	Shots on Goal					+/-
											1	2	3	OT	TS	
3	D	GAINZA Inigo +A	0	1	1	2	0	0	0	0.00	3	1	0		4	+2
13	F	GONZALEZ Pol +C	1	1	2	0	0	0	0	0.00	2	3	5		10	+1
19	D	UBIETO Adrian	2	3	5	2	0	0	0	0.00	1	3	3		7	+3
22	F	FUENTES Patricio +A	1	3	4	0	7	6	1	53.85	2	1	3		6	+2
23	F	QUEVEDO Carlos	0	3	3	0	5	6	-1	45.45	3	2	1		6	+2
2	D	ALASTRUEY Hector	0	1	1	0	0	0	0	0.00	0	1	0		1	+3
5	F	BETRAN Adrian	1	1	2	2	18	6	12	75.00	1	1	2		4	+3
11	F	MUNOZ Juan	1	1	2	0	2	1	1	66.67	3	4	1		8	+3
15	F	GARCIA-ARIAS Javier	1	0	1	2	2	1	1	66.67	5	3	3		11	+3
24	D	VEA Alex	0	0	0	0	0	0	0	0.00	0	2	1		3	+2
7	F	BURGOS Jorge	0	0	0	0	0	0	0	0.00	0	2	2		4	+1
8	F	PUYUELO Pablo	1	0	1	2	1	3	-2	25.00	1	1	0		2	+1
9	F	GONZALEZ Gaston	0	0	0	2	0	0	0	0.00	1	0	0		1	+1
10	D	BRAVO Juan Francisco	0	0	0	0	0	0	0	0.00	1	0	1		2	+1
14	F	CARBONELL Alejandro	0	0	0	0	5	11	-6	31.25	0	2	1		3	0
12	F	PEDRAZ Alejandro	0	0	0	0	0	0	0	0.00	3	4	0		7	0
16	F	MECO Aitor	0	0	0	0	0	0	0	0.00	0	0	0		0	0
17	F	FERNANDEZ-POLA Angel	0	0	0	0	5	4	1	55.56	0	0	0		0	0
1	GK	ALCAINE Ander	0	0	0	0					0	0	0		0	
25	GK	GARCIA Ignacio	0	0	0	0					0	0	0		0	
Total			8	14	22	12	45	38	7	54.22	26	30	23		79	



Preliminary round - Group A, Game 5


Group A

R	Team	GP	W	OTW	OTL	L	GDF	GF:GA	PTS
1	ESP	1	1	0	0	0	+8	8 : 0	3
2	CZE	1	1	0	0	0	+3	6 : 3	3
3	SVK	1	0	0	0	1	-3	3 : 6	0
4	CHN	1	0	0	0	1	-8	0 : 8	0

	CHN	CZE	ESP	SVK
CHN	*****	SUN 08 FEB 17:00	0:8	FRI 06 FEB 20:30
CZE	SUN 08 FEB 17:00	*****	FRI 06 FEB 17:00	6:3
ESP	8:0	FRI 06 FEB 17:00	*****	SUN 08 FEB 20:30
SVK	FRI 06 FEB 20:30	3:6	SUN 08 FEB 20:30	*****

LEGEND

(G) Goals in tournament	* does not count for Plus/minus	+/- Plus/minus net	+A Assistant captain
+C Captain	A Assists	D Defence	EQ Equal strength
ET/Res Penalty end time/Result of game	F Forward	FO- Face-offs lost	FO% Face-offs won as percentage
FO+ Face-offs won	FO+/- Face-offs net	G Goals	GA Goals against
GDF Goal difference	GF Goals for	GK Goalkeeper	GP Games played
L Losses	MIP Minutes in play (GK)	No Jersey number	OT Overtime
OTL Overtime losses	OTW Overtime wins	P Points	PIM Penalties in minutes
Pos Position	PP1 Power play - 1 player	PPG Power play goals	PTS Points
R Rank	SHG Shorthanded goals	SOG Shots on goal	SVS Saves
TPP Time on power play	TS Total shots	W Wins	

Timing and Results provided by  TISSOT




Shot Chart

CHN - ESP

Shots by ESP

Goals (o): 1 SSG (+): 25
SSP (-): 10 SPG (-): 2



GK 22 of CHN

Shots by CHN

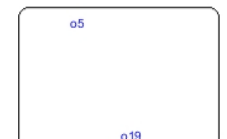
Goals (o): 0 SSG (+): 6
SSP (-): 3 SPG (-): 2



GK 1 of ESP

Shots by ESP

Goals (o): 5 SSG (+): 18
SSP (-): 3 SPG (-): 3



GK 1 of CHN



GK 22 of CHN

LEGEND

GK Goalkeeper **SPG** Shots past goal **SSG** Shots saved by goalkeeper **SSP** Shots saved by player

Shots by CHN

Goals (o): 0 SSG (+): 8
SSP (-): 4 SPG (-): 0



GK 1 of ESP

Shots by ESP

Goals (o): 2 SSG (+): 28
SSP (-): 4 SPG (-): 5



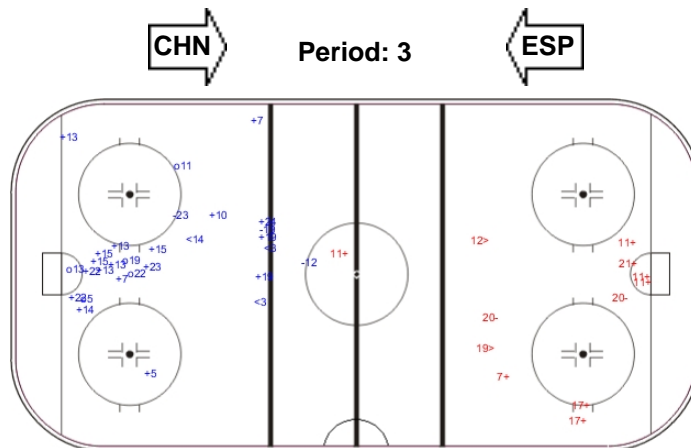
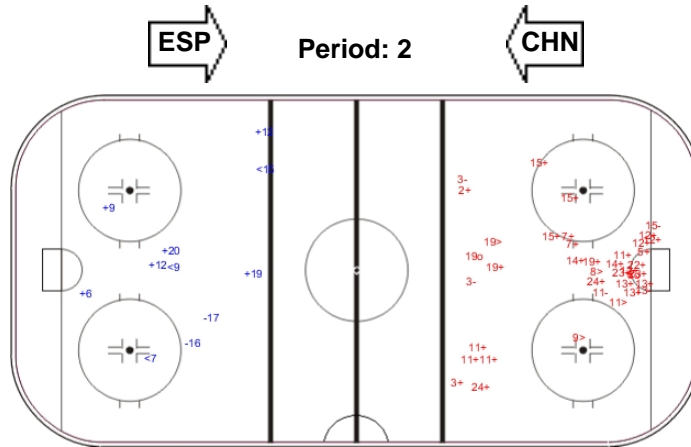
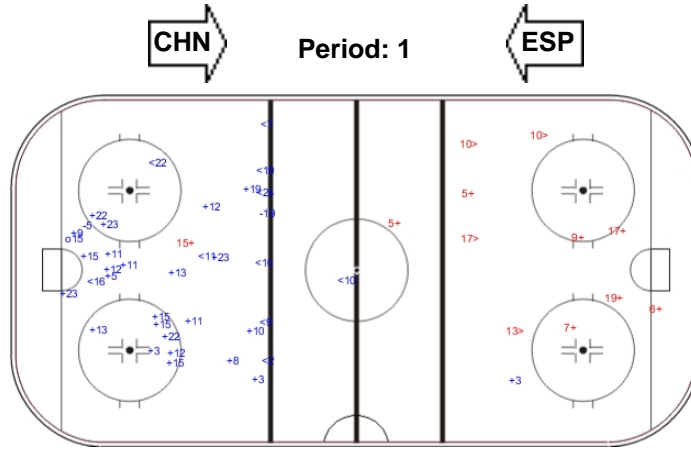
GK 22 of CHN

Shots by CHN

Goals (o): 0 SSG (+): 8
SSP (-): 2 SPG (-): 2



GK 1 of ESP





Face-off Chart

CHN - ESP

PERIOD 1

CHN	ESP	CHN	ESP	CHN	ESP	Total wins all zones	
						CHN	ESP
Def. zone	Att. zone	Neutral zone		Att. zone	Def. zone	CHN	ESP
+ 9	- 22	+ 9	- 22	+ 19	- 14	12 / 52%	11 / 48%
- 19	+ 5	+ 6	- 17	- 9	+ 17		
- 19	+ 22	- 11	+ 14	+ 9	- 11		
+ 9	- 5	- 9	+ 5	+ 6	- 14		
- 20	+ 22	+ 9	- 14	+ 6	- 8		
+ 20	- 15	+ 9	- 14	- 9	+ 14		
- 6	+ 5			+ 6	- 23		
- 9	+ 5						
- 6	+ 5						
- 20	+ 5						
Total wins / period	3 / 30%	7 / 70%	4 / 67%	2 / 33%	5 / 71%	2 / 29%	

PERIOD 2

CHN	ESP	CHN	ESP	CHN	ESP	Total wins all zones	
						CHN	ESP
Def. zone	Att. zone	Neutral zone		Att. zone	Def. zone	CHN	ESP
+ 6	- 14	- 9	+ 22	- 9	+ 15	13 / 45%	16 / 55%
+ 9	- 5	- 19	+ 17	- 19	+ 11		
- 19	+ 22	+ 6	- 14	- 19	+ 11		
- 9	+ 5	+ 19	- 22				
- 9	+ 5	+ 9	- 17				
+ 9	- 14	- 6	+ 5				
+ 9	- 22	- 19	+ 22				
- 9	+ 14	+ 11	- 23				
- 9	+ 23						
+ 9	- 5						
+ 7	- 23						
- 11	+ 23						
- 10	+ 23						
- 19	+ 5						
- 6	+ 17						
+ 7	- 23						
+ 9	- 23						
+ 9	- 23						
Total wins / period	9 / 50%	9 / 50%	4 / 50%	4 / 50%	0 / 0%	3 / 100%	

PERIOD 3

CHN	ESP	CHN	ESP	CHN	ESP	Total wins all zones	
						CHN	ESP
Def. zone	Att. zone	Neutral zone		Att. zone	Def. zone	CHN	ESP
+ 19	- 14	- 11	+ 22	- 9	+ 15	13 / 42%	18 / 58%
- 9	+ 22	- 9	+ 5	+ 6	- 17		
+ 6	- 14	- 19	+ 5	- 6	+ 17		
- 11	+ 5	- 19	+ 5	+ 6	- 14		
+ 9	- 22	+ 19	- 22	+ 6	- 17		
- 9	+ 17	- 19	+ 5				
- 11	+ 5	+ 19	- 5				
Total wins / period							



Preliminary round - Group A, Game 5

	+ 9	- 14	- 6	+ 14		
	- 6	+ 8	- 7	+ 5		
	+ 9	- 8	+ 9	- 5		
	- 11	+ 23				
	- 9	+ 14				
	+ 19	- 8				
	+ 9	- 5				
	- 7	+ 23				
	- 6	+ 5				
	7 / 44%	9 / 56%	3 / 30%	7 / 70%	3 / 60%	2 / 40%

TOTAL

	CHN		ESP		CHN		ESP		Total wins all zones	
	Def. zone	Att. zone	Neutral zone	Neutral zone	Att. zone	Def. zone	CHN	ESP		
Total wins / game	19 / 43%	25 / 57%	11 / 46%	13 / 54%	8 / 53%	7 / 47%	38 / 46%	45 / 54%		




HEAD TO HEAD

		ESP								Tot	wins CHN	Dz	Nz	Az
No.		5	8	11	14	15	17	22	23					
CHN	6	0 - 4	1 - 1		5 - 1		3 - 2		1 - 0	18	10 56%	2 29%	2 50%	6 86%
	7	0 - 1							2 - 1	4	2 50%	2 67%	0 0%	
	9	5 - 5	1 - 0	1 - 0	4 - 3	0 - 2	1 - 2	4 - 2	2 - 1	33	18 55%	12 60%	5 63%	1 20%
	10								0 - 1	1	0 0%	0 0%		
	11	0 - 2			0 - 1				0 - 1	7	1 14%	0 0%	1 33%	
	19	1 - 5	1 - 0	0 - 2	2 - 0		0 - 1	2 - 3		17	6 35%	2 33%	3 38%	1 33%
	20	0 - 1				1 - 0			0 - 1	3	1 33%	1 33%		
Tot		24	4	3	16	3	9	13	11	83	38 46%	19 43%	11 46%	8 53%
wins ESP		18 75%	1 25%	2 67%	5 31%	2 67%	5 56%	7 54%	5 45%	45	54%			
Dz			0 0%	2 67%	1 25%	2 100%	2 50%		0 0%	7	47%			
Nz		7 78%			2 40%		1 33%	3 50%	0 0%	13	54%			
Az		11 73%	1 33%		2 29%	0 0%	2 100%	4 57%	5 56%	25	57%			

LEGEND

Az Attacking zone **Dz** Defending zone **Nz** Neutral zone **Tot** Total face-offs played

Timing and Results provided by  TISSOT



Game Roster

ESP - CZE

Referee(s)

CAMPBELL Michael (CAN)

Goalkeepers

Team: ESP

No	Name	GP	MIP	GA	SVS	SOG	SVS%	GAA
1	ALCAINE Ander	1	60:00	0	22	22	100.00	0.00
25	GARCIA Ignacio	1	00:00	0	0	0	0.00	0.00

Team Roster

Team: ESP (black)

No	Pos	Name	GP	G	A	PTS	PIM	+/-
1	GK	ALCAINE Ander	1	0	0	0	0	
2	D	ALASTRUEY Hector	1	0	1	1	0	+3
3	D	GAINZA Inigo +A	1	0	1	1	2	+2
4	D	VEA Jorge	0	0	0	0	0	0
5	F	BETRAN Adrian	1	1	1	2	2	+3
7	F	BURGOS Jorge	1	0	0	0	0	+1
8	F	PUYUELO Pablo	1	1	0	1	2	+1
9	F	GONZALEZ Gaston	1	0	0	0	2	+1
10	D	BRAVO Juan Francisco	1	0	0	0	0	+1
11	F	MUNOZ Juan	1	1	1	2	0	+3
12	F	PEDRAZ Alejandro	1	0	0	0	0	0
13	F	GONZALEZ Pol +C	1	1	1	2	0	+1
14	F	CARBONELL Alejandro	1	0	0	0	0	0
15	F	GARCIA-ARIAS Javier	1	1	0	1	2	+3
16	F	MECO Aitor	1	0	0	0	0	0
17	F	FERNANDEZ-POLA Angel	1	0	0	0	0	0
19	D	UBIETO Adrian	1	2	3	5	2	+3
22	F	FUENTES Patricio +A	1	1	3	4	0	+2
23	F	QUEVEDO Carlos	1	0	3	3	0	+2
24	D	VEA Alex	1	0	0	0	0	+2
25	GK	GARCIA Ignacio	1	0	0	0	0	

Head Coach: TUOMI Timo

Linesmen

LIU Ren (CHN) , VANOOSTEN Nathan (CAN)

Team: CZE

No	Name	GP	MIP	GA	SVS	SOG	SVS%	GAA
1	SLAMA Jiri	1	00:00	0	0	0	0.00	0.00
2	POLIVKA Patrik	1	60:00	3	14	17	82.35	3.00

Team: CZE (white)

No	Pos	Name	GP	G	A	PTS	PIM	+/-
1	GK	SLAMA Jiri	1	0	0	0	0	
2	GK	POLIVKA Patrik	1	0	0	0	0	
3	F	STASTNY Tomas	1	1	1	2	2	+4
4	F	MATEJKA Filip	1	0	1	1	0	+1
5	F	NOVAK Dominik	1	0	0	0	0	0
7	D	DALECKY Jan +A	1	3	0	3	2	+3
8	F	MULLER Jan	0	0	0	0	0	0
9	F	HUCKO Petr	1	0	0	0	0	0
10	F	ARNOST Daniel	1	0	1	1	2	+1
11	D	KOLDA Josef +A	1	1	0	1	0	0
12	D	SVARICEK Filip	1	0	0	0	4	+1
13	F	VANEK Rostislav	1	0	0	0	0	+1
14	D	STEINER Dominik +C	1	0	1	1	0	+3
15	D	ZBORIL Mikulas	1	0	0	0	0	0
16	D	VOJACEK Filip	1	0	0	0	0	0
17	D	BRZOBOHATY Michal	1	0	0	0	0	-1
18	D	VRANA Lukas	1	0	0	0	0	+1
19	F	SKOLOUD Petr	1	1	0	1	0	+1
20	D	GUTWALD Michal	1	0	0	0	0	+1
21	F	VALASEK Milan	1	0	0	0	0	-1
24	F	ZACHAR David	1	0	2	2	2	+3
25	D	SKVOR Jan	1	0	2	2	0	+1


Head Coach: LISKA Jaroslav

SUSPENDED:

23	D	PESLAR Jakub	1	0	1	1	25	+1
----	---	--------------	---	---	---	---	----	----

LEGEND

A Assists	D Defence	F Forward	G Goals
GA Goals against	GAA Goals against as average per 60 minutes	GK Goalkeeper	GP Games played
MIP Minutes and seconds played	No Jersey number	PIM Penalties in minutes	Pos Position
PTS Points	SOG Shots on goal	SVS Saves	SVS% Saves in percentage
+/- Plus/minus net	+A Assistant captain	+C Captain	

Timing and Results provided by  TISSOT



Line-Ups

ESP - CZE

Referee(s)

CAMPBELL Michael (CAN)

Linesmen

LIU Ren (CHN) , VANOOSTEN Nathan (CAN)

Goalkeepers

Team: ESP

No	Name
1	ALCAINE Ander
25	GARCIA Ignacio

Team Line-ups

Team: ESP (black)

No	Pos	Name
3	D	GAINZA Inigo +A
19	D	UBIETO Adrian
13	F	GONZALEZ Pol +C
22	F	FUENTES Patricio +A
23	F	QUEVEDO Carlos
2	D	ALASTRUEY Hector
24	D	VEA Alex
5	F	BETRAN Adrian
11	F	MUNOZ Juan
15	F	GARCIA-ARIAS Javier
10	D	BRAVO Juan Francisco
7	F	BURGOS Jorge
8	F	PUYUELO Pablo
9	F	GONZALEZ Gaston
14	F	CARBONELL Alejandro
12	F	PEDRAZ Alejandro
16	F	MECO Aitor
17	F	FERNANDEZ-POLA Angel

Head Coach: TUOMI Timo

NOT DRESSED:

4 D VEA Jorge

Team: CZE

No	Name
2	POLIVKA Patrik
1	SLAMA Jiri

Team: CZE (white)

No	Pos	Name
7	D	DALECKY Jan +A
14	D	STEINER Dominik +C
20	D	GUTWALD Michal
3	F	STASTNY Tomas
24	F	ZACHAR David
15	D	ZBORIL Mikulas
17	D	BRZOBOHATY Michal
25	D	SKVOR Jan
4	F	MATEJKA Filip
21	F	VALASEK Milan
11	D	KOLDA Josef +A
12	D	SVARICEK Filip
18	D	VRANA Lukas
13	F	VANEK Rostislav
19	F	SKOLOUD Petr
16	D	VOJACEK Filip
5	F	NOVAK Dominik
9	F	HUCKO Petr
10	F	ARNOST Daniel

Head Coach: LISKA Jaroslav

NOT DRESSED:


8 F MULLER Jan

SUSPENDED:

23 D PESLAR Jakub

LEGEND

D	Defence	F	Forward	No	Jersey number	Pos	Position
+A	Assistant captain	+C	Captain				

Timing and Results provided by  TISSOT



Graphical Line-Ups

ESP - CZE

Referee(s)

CAMPBELL Michael (CAN)

Linesmen

LIU Ren (CHN) , VANOOSTEN Nathan (CAN)

Team: ESP - Spain (black)

Head Coach: TUOMI Timo

S1 1 ALCAINE Ander		
25 GARCIA Ignacio		
S2 3 GAINZA Inigo +A	S3 19 UBIETO Adrian	
S4 13 GONZALEZ Pol +C	S5 22 FUENTES Patricio +A	S6 23 QUEVEDO Carlos
2 ALASTRUEY Hector		24 VEA Alex
11 MUNOZ Juan	5 BETRAN Adrian	15 GARCIA-ARIAS Javier
7 BURGOS Jorge		10 BRAVO Juan Francisco
9 GONZALEZ Gaston	14 CARBONELL Alejandro	8 PUYUELO Pablo
16 MECO Aitor	17 FERNANDEZ-POLA Angel	12 PEDRAZ Alejandro

Team: CZE - Czech Republic (white)

Head Coach: LISKA Jaroslav

S1 2 POLIVKA Patrik		
1 SLAMA Jiri		
S2 14 STEINER Dominik +C	S3 20 GUTWALD Michal	
S4 3 STASTNY Tomas	S5 7 DALECKY Jan +A	S6 24 ZACHAR David
25 SKVOR Jan		15 ZBORIL Mikulas
17 BRZOBOHATY Michal	4 MATEJKA Filip	21 VALASEK Milan
12 SVARICEK Filip		11 KOLDA Josef +A
13 VANEK Rostislav	18 VRANA Lukas	19 SKOLOUD Petr
		16 VOJACEK Filip
9 HUCKO Petr	10 ARNOST Daniel	5 NOVAK Dominik

LEGEND

Sn Starting position

+A Assistant captain

+C Captain

Timing and Results provided by **TISSOT**



Game Summary

ESP - CZE 2 - 5 (0 - 1 , 0 - 4 , 2 - 0)

Spectators	Referee(s)	Linesmen
1850	CAMPBELL Michael (CAN)	LIU Ren (CHN) , VANOOSTEN Nathan (CAN)

Team Statistics

Period	Score	SVS	SOG	PIM	TPP	PPG	SHG
1	0 : 1	29 : 6	6 : 30	2 : 0	00:00 : 02:00	0 : 0	0 : 0
2	0 : 4	23 : 3	3 : 27	14 : 2	02:00 : 02:03	0 : 2	0 : 0
3	2 : 0	14 : 4	6 : 14	0 : 4	04:00 : 00:00	0 : 0	0 : 0
Total	2 : 5	66 : 13	15 : 71	16 : 6	06:00 : 04:03	0 : 2	0 : 0

1st Period

Action	Time	ET/Res	Team	Type	No	Name	(G)	Name of Assistant(s) / Action Description
GK	00:00		ESP		1	ALCAINE A		- Goalkeeper in
GK	00:00		CZE		2	POLIVKA P		- Goalkeeper in
Goal	01:13	0 : 1	CZE	EQ	21	VALASEK M	(1)	25 SKVOR J On Ice ESP 1 2 5 11 15 24 17 BRZOBOHATY M CZE 2 4 15 17 21 25
Penalty	12:38	14:38	ESP	2 min.	5	BETRAN A		- Hooking

2nd Period

Action	Time	ET/Res	Team	Type	No	Name	(G)	Name of Assistant(s) / Action Description
Penalty	23:06	25:06	CZE	2 min.	24	ZACHAR D		- Hooking
Goal	26:44	0 : 2	CZE	EQ	16	VOJACEK F	(1)	10 ARNOST D On Ice ESP 1 2 3 12 16 17 CZE 2 5 9 10 16 25
Penalty	32:08	33:18	ESP	2 min.	7	BURGOS J		- Holding an opponent
Penalty	32:29	34:11	ESP	2 min.	23	QUEVEDO C		- Delaying the Game
Goal	33:18	0 : 3	CZE	PP2	24	ZACHAR D	(1)	7 DALECKY J On Ice ESP 1 3 8 11 18 VRANA L CZE 2 7 14 18 20 24 *
Goal	34:11	0 : 4	CZE	PP1	12	SVARICEK F	(1)	10 ARNOST D On Ice ESP 1 14 19 22 24 9 HUCKO P CZE 2 5 9 10 11 12 *
Penalty	34:11	44:11	ESP	10 min.	1	ALCAINE A		- Unsportsmanlike Conduct / Served by: 10 BRAVO JF
Goal	36:03	0 : 5	CZE	EQ	10	ARNOST D	(1)	20 GUTWALD M On Ice ESP 1 2 3 8 9 14 CZE 2 9 10 14 20 24

3rd Period

Action	Time	ET/Res	Team	Type	No	Name	(G)	Name of Assistant(s) / Action Description
Penalty	43:26	45:26	CZE	2 min.	20	GUTWALD M		- Hooking
Goal	45:26	1 : 5	ESP	EQ	14	CARBONELL A	(1)	15 GARCIA-ARIAS J On Ice ESP 1 3 9 12 14 15 12 PEDRAZ A CZE 2 14 15 18 19 20
Penalty	57:20	59:20	CZE	2 min.	20	GUTWALD M		- Slashing
Goal	59:26	2 : 5	ESP	EQ	23	QUEVEDO C	(1)	22 FUENTES P On Ice ESP 1 7 11 13 22 23 CZE 2 10 14 16 20 24
GK	60:00		ESP					1 ALCAINE A - Goalkeeper out
GK	60:00		CZE					2 POLIVKA P - Goalkeeper out

Goalkeeper Records

Team : ESP - Spain

No	Name	SOG	SVS	MIP
1	ALCAINE Ander	71	66	60:00
25	GARCIA Ignacio			

Team : CZE - Czech Republic


No	Name	SOG	SVS	MIP
2	POLIVKA Patrik	15	13	60:00
1	SLAMA Jiri			

Game Statistics

Team : ESP (black)

Head Coach : TUOMI Timo

No	Pos	Name	G	A	P	PIM	FO+	FO-	FO+/-	FO%	Shots on Goal				TS	+/-
											1	2	3	OT		
3	D	GAINZA Inigo +A	0	0	0	0	0	0	0	0.00	1	0	0		1	-1
13	F	GONZALEZ Pol +C	0	0	0	0	0	0	0	0.00	1	0	0		1	+1

Timing and Results provided by 



Head Coach : TUOMI Timo										Shots on Goal						
No	Pos	Name	G	A	P	PIM	FO+	FO-	FO+/-	FO%	1	2	3	OT	TS	+/-
19	D	UBIETO Adrian	0	0	0	0	0	0	0	0.00	0	1	0		1	0
22	F	FUENTES Patricio +A	0	1	1	0	9	10	-1	47.37	0	1	0		1	+1
23	F	QUEVEDO Carlos	1	0	1	2	1	4	-3	20.00	2	0	1		3	+1
2	D	ALASTRUEY Hector	0	0	0	0	0	0	0	0.00	0	0	0		0	-3
5	F	BETRAN Adrian	0	0	0	2	2	5	-3	28.57	0	0	0		0	-1
11	F	MUNOZ Juan	0	0	0	0	9	2	7	81.82	0	0	0		0	0
15	F	GARCIA-ARIAS Javier	0	1	1	0	1	0	1	100.00	0	0	0		0	0
24	D	VEA Alex	0	0	0	0	0	0	0	0.00	0	0	0		0	-1
7	F	BURGOS Jorge	0	0	0	2	0	0	0	0.00	0	0	0		0	+1
8	F	PUYUELO Pablo	0	0	0	0	0	1	-1	0.00	1	1	0		2	-1
9	F	GONZALEZ Gaston	0	0	0	0	0	0	0	0.00	0	0	1		1	0
10	D	BRAVO Juan Francisco	0	0	0	0	0	0	0	0.00	0	0	0		0	0
14	F	CARBONELL Alejandro	1	0	1	0	7	9	-2	43.75	0	0	1		1	0
12	F	PEDRAZ Alejandro	0	1	1	0	0	1	-1	0.00	0	0	3		3	0
16	F	MECO Aitor	0	0	0	0	0	0	0	0.00	1	0	0		1	-1
17	F	FERNANDEZ-POLA Angel	0	0	0	0	5	8	-3	38.46	0	0	0		0	-1
1	GK	ALCAINE Ander	0	0	0	10					0	0	0		0	
25	GK	GARCIA Ignacio	0	0	0	0					0	0	0		0	
Total			2	3	5	16	34	40	-6	45.95	6	3	6		15	

Team : CZE (white)

Head Coach : LISKA Jaroslav										Shots on Goal						
No	Pos	Name	G	A	P	PIM	FO+	FO-	FO+/-	FO%	1	2	3	OT	TS	+/-
3	F	STASTNY Tomas	0	0	0	0	0	1	-1	0.00	0	2	0		2	0
7	D	DALECKY Jan +A	0	1	1	0	6	9	-3	40.00	2	1	1		4	0
14	D	STEINER Dominik +C	0	0	0	0	0	0	0	0.00	2	0	1		3	-1
20	D	GUTWALD Michal	0	1	1	4	0	0	0	0.00	3	2	0		5	-1
24	F	ZACHAR David	1	0	1	2	3	4	-1	42.86	2	1	0		3	0
4	F	MATEJKA Filip	0	0	0	0	9	8	1	52.94	2	1	0		3	+1
15	D	ZBORIL Mikulas	0	0	0	0	0	0	0	0.00	3	3	0		6	0
17	D	BRZOBOHATY Michal	0	1	1	0	0	0	0	0.00	4	1	1		6	+1
21	F	VALASEK Milan	1	0	1	0	0	0	0	0.00	2	0	1		3	+1
25	D	SKVOR Jan	0	1	1	0	0	0	0	0.00	0	0	0		0	+2
11	D	KOLDA Josef +A	0	0	0	0	0	0	0	0.00	0	2	1		3	0
12	D	SVARICEK Filip	1	0	1	0	0	0	0	0.00	0	1	1		2	0
13	F	VANEK Rostislav	0	0	0	0	0	0	0	0.00	0	1	0		1	0
18	D	VRANA Lukas	0	1	1	0	9	5	4	64.29	2	3	2		7	-1
19	F	SKOLOUD Petr	0	0	0	0	0	1	-1	0.00	1	1	0		2	-1
5	F	NOVAK Dominik	0	0	0	0	0	0	0	0.00	2	1	3		6	+1
9	F	HUCKO Petr	0	1	1	0	4	1	3	80.00	2	1	2		5	+2
10	F	ARNOST Daniel	1	2	3	0	9	5	4	64.29	1	3	1		5	+1
16	D	VOJACEK Filip	1	0	1	0	0	0	0	0.00	2	3	0		5	0
1	GK	SLAMA Jiri	0	0	0	0					0	0	0		0	
2	GK	POLIVKA Patrik	0	0	0	0					0	0	0		0	
Total			5	8	13	6	40	34	6	54.05	30	27	14		71	

Group A

R	Team	GP	W	OTW	OTL	L	GDF	GF:GA	PTS
1	CZE	2	2	0	0	0	+6	11 : 5	6
2	ESP	2	1	0	0	1	+5	10 : 5	3
3	SVK	1	0	0	0	1	-3	3 : 6	0
4	CHN	1	0	0	0	1	-8	0 : 8	0

	CHN	CZE	ESP	SVK
CHN	*****	SUN 08 FEB 17:00	0:8	FRI 06 FEB 20:30
CZE	SUN 08 FEB 17:00	*****	5:2	6:3
ESP	8:0	2:5	*****	SUN 08 FEB 20:30
SVK	FRI 06 FEB 20:30	3:6	SUN 08 FEB 20:30	*****



LEGEND							
(G)	Goals in tournament	*	does not count for Plus/minus	+/-	Plus/minus net	+A	Assistant captain
+C	Captain	A	Assists	D	Defence	EQ	Equal strength
ET/Res	Penalty end time/Result of game	F	Forward	FO-	Face-offs lost	FO%	Face-offs won as percentage
FO+	Face-offs won	FO+/-	Face-offs net	G	Goals	GA	Goals against
GDF	Goal difference	GF	Goals for	GK	Goalkeeper	GP	Games played
L	Losses	MIP	Minutes in play (GK)	No	Jersey number	OT	Overtime
OTL	Overtime losses	OTW	Overtime wins	P	Points	PIM	Penalties in minutes
Pos	Position	PP1	Power play - 1 player	PP2	Power play - 2 players	PPG	Power play goals
PTS	Points	R	Rank	SHG	Shorthanded goals	SOG	Shots on goal
SVS	Saves	TPP	Time on power play	TS	Total shots	W	Wins

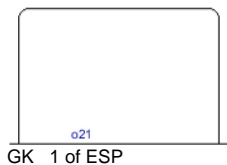


Shot Chart

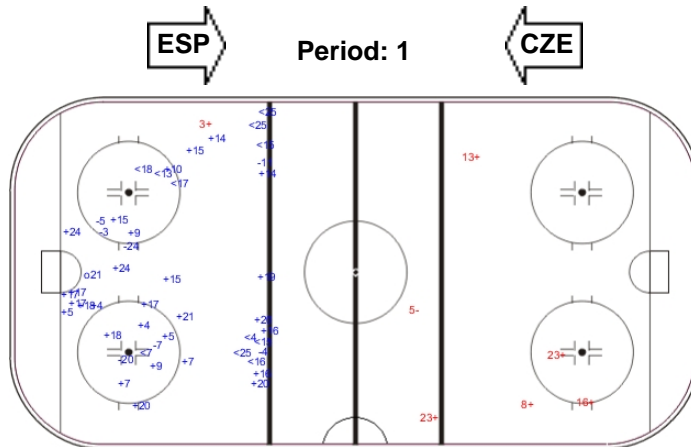
ESP - CZE

Shots by CZE

Goals (o): 1 SSG (+): 29
SSP (-): 11 SPG (-): 7



GK 1 of ESP



Shots by ESP

Goals (o): 0 SSG (+): 9
SSP (>): 0 SPG (-): 1



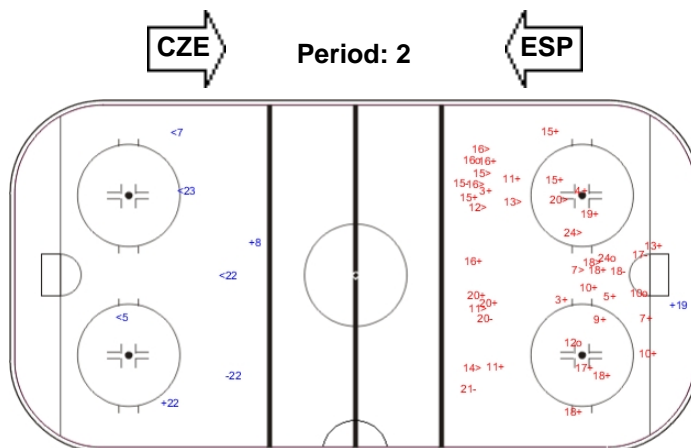
GK 2 of CZE

Shots by ESP

Goals (o): 0 SSG (+): 3
SSP (-): 4 SPG (-): 1



GK 2 of CZE



Shots by CZE

Goals (o): 4 SSG (+): 23
SSP (>): 11 SPG (-): 5



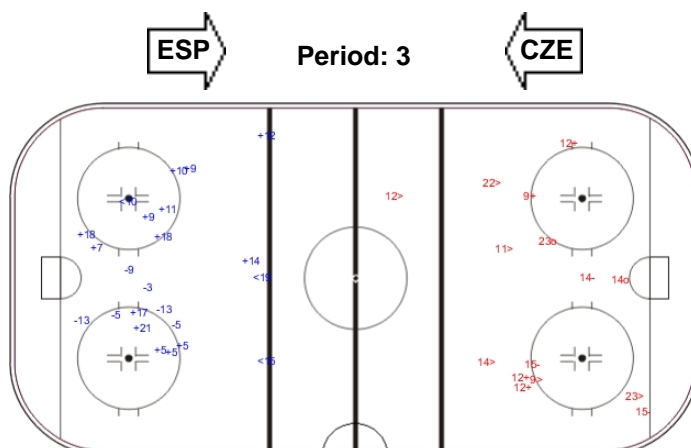
GK 1 of ESP

Shots by CZE

Goals (o): 0 SSG (+): 14
SSP (-): 3 SPG (-): 6




GK 1 of ESP



Shots by ESP

Goals (o): 2 SSG (+): 4
SSP (>): 6 SPG (-): 3



GK 2 of CZE

LEGEND

GK Goalkeeper SPG Shots past goal SSG Shots saved by goalkeeper SSP Shots saved by player

Timing and Results provided by TISSOT



Face-off Chart

ESP - CZE

PERIOD 1

ESP		CZE		ESP		CZE		ESP		CZE		Total wins all zones	
Def. zone	Att. zone	Neutral zone		Att. zone	Def. zone							ESP	CZE
- 11	+ 4	- 22	+ 7	+ 17	- 18								
- 12	+ 9	+ 14	- 18	- 17	+ 18								
- 23	+ 10	+ 17	- 18	- 22	+ 4								
+ 11	- 24	- 22	+ 4	- 22	+ 18								
+ 14	- 4	- 17	+ 7										
+ 17	- 4	- 17	+ 7										
- 22	+ 18	+ 5	- 10										
+ 23	- 19												
+ 22	- 10												
+ 11	- 7												
- 23	+ 10												
+ 11	- 10												
- 8	+ 24												
+ 11	- 24												
- 14	+ 9												
+ 14	- 10												
+ 22	- 4												
Total wins / period		10 / 59%	7 / 41%	3 / 43%	4 / 57%	1 / 25%	3 / 75%					14 / 50%	14 / 50%

PERIOD 2

ESP		CZE		ESP		CZE		ESP		CZE		Total wins all zones	
Def. zone	Att. zone	Neutral zone		Att. zone	Def. zone							ESP	CZE
- 17	+ 10	+ 22	- 7	- 23	+ 4								
- 14	+ 9	- 5	+ 4	- 14	+ 10								
+ 15	- 7	+ 22	- 7										
+ 22	- 3	- 22	+ 10										
+ 11	- 4	+ 14	- 4										
- 14	+ 18	- 14	+ 10										
- 17	+ 10	+ 22	- 4										
+ 11	- 4	- 5	+ 9										
- 14	+ 18	+ 14	- 7										
+ 11	- 24												
- 22	+ 18												
+ 22	- 7												
- 11	+ 24												
- 22	+ 18												
- 17	+ 24												
Total wins / period		6 / 40%	9 / 60%	5 / 56%	4 / 44%	0 / 0%	2 / 100%					11 / 42%	15 / 58%

PERIOD 3

ESP		CZE		ESP		CZE		ESP		CZE		Total wins all zones	
Def. zone	Att. zone	Neutral zone		Att. zone	Def. zone							ESP	CZE
- 17	+ 18	- 22	+ 7	+ 22	- 7								
+ 11	- 24	- 5	+ 4	+ 5	- 4								
+ 11	- 7	- 17	+ 10	- 22	+ 10								
Total wins / period												9 / 45%	11 / 55%



+ 17	- 18	- 14	+ 4	+ 22	- 10
+ 17	- 18	+ 14	- 7	- 14	+ 7
+ 14	- 9	- 5	+ 18	- 23	+ 4
		- 14	+ 4		
		- 5	+ 7		
5 / 83%	1 / 17%	1 / 13%	7 / 87%	3 / 50%	3 / 50%

TOTAL

Total wins / game	ESP	CZE	ESP	CZE	ESP	CZE	Total wins all zones	
	Def. zone	Att. zone	Neutral zone		Att. zone	Def. zone	ESP	CZE
	21 / 55%	17 / 45%	9 / 38%	15 / 62%	4 / 33%	8 / 67%	34 / 46%	40 / 54%




HEAD TO HEAD

		CZE								Tot	wins ESP	Dz	Nz	Az
No.	3	4	7	9	10	18	19	24						
ESP	5		1 - 2	0 - 1	0 - 1	1 - 0	0 - 1			7	2 29%		1 17%	1 100%
	8								0 - 1	1	0 0%	0 0%		
	11		2 - 1	2 - 0		1 - 0			4 - 1	11	9 82%	9 82%		
	12				0 - 1					1	0 0%	0 0%		
	14		2 - 2	2 - 1	1 - 2	1 - 2	1 - 2			16	7 44%	3 43%	4 57%	0 0%
	15			1 - 0						1	1 100%	1 100%		
	17		1 - 0	0 - 2		0 - 3	4 - 2		0 - 1	13	5 38%	3 43%	1 25%	1 50%
	22	1 - 0	2 - 2	4 - 2		2 - 2	0 - 4			19	9 47%	4 57%	3 43%	2 40%
	23		0 - 2			0 - 2		1 - 0		5	1 20%	1 33%		0 0%
Tot	1	17	15	5	14	14	1	7	74	34 46%	21 55%	9 38%	4 33%	
wins CZE	0 0%	9 53%	6 40%	4 80%	9 64%	9 64%	0 0%	3 43%	40 54%					
Dz		3 75%	1 50%		2 67%	2 67%			8 67%					
Nz		5 71%	5 56%	1 100%	3 75%	1 33%			15 62%					
Az	0 0%	1 17%	0 0%	3 75%	4 57%	6 75%	0 0%	3 43%	17 45%					

LEGEND

Az Attacking zone **Dz** Defending zone **Nz** Neutral zone **Tot** Total face-offs played

Timing and Results provided by  TISSOT



Game Roster

SVK - CHN

Referee(s)

BJALKANDER Patric (SWE)

Linesmen

AMBROSETTI Flavio (SUI) , TROFIMOV Dmitry (KAZ)

Goalkeepers

Team: SVK

No	Name	GP	MIP	GA	SVS	SOG	SVS%	GAA
1	HALO Juraj	1	00:00	0	0	0	0.00	0.00
2	ZIAK Jan	1	60:00	6	43	49	87.76	6.00

Team Roster

Team: SVK (blue)

No	Pos	Name	GP	G	A	PTS	PIM	+/-
1	GK	HALO Juraj	1	0	0	0	0	
2	GK	ZIAK Jan	1	0	0	0	0	
6	F	UHNAK Martin	1	0	0	0	0	-1
9	D	KOPECKY Peter	1	0	0	0	0	-1
10	F	HUS Roman	1	0	0	0	0	-1
11	F	KETNER Nicolas	1	0	1	1	2	-1
12	D	PALOVIC Patrik	1	0	0	0	0	-1
13	D	RUSINA Tomas +A	1	0	0	0	0	-2
14	F	BACA Kristian	1	0	0	0	0	0
15	F	TRENCAN Matus	1	1	0	1	2	-1
16	F	ZLOCHA Jan +A	1	0	0	0	0	-1
17	F	PIACKA Edmund +C	1	0	0	0	2	0
18	D	SUCHARDA Andrej	1	0	0	0	0	-1
19	F	GAPA Peter	1	1	0	1	2	-1
20	F	MIHALIK Denis	1	1	0	1	0	-1
22	F	PARDAVY Jan	1	0	1	1	0	-2
23	F	MARUSIAK Marek	1	0	1	1	0	-1
25	F	KENTOS Jozef	1	0	0	0	0	0
26	D	SZABO Patrik	1	0	0	0	0	-1
27	D	LUNTER Peter	1	0	1	1	2	0
28	F	BUDIAK Matus	1	0	0	0	0	-2
29	D	NOCIAR Denis	1	0	0	0	0	-1

Head Coach: VYBOH Andrej

Team: CHN

No	Name	GP	MIP	GA	SVS	SOG	SVS%	GAA
1	WU Jiankun	1	12:18	2	9	11	81.82	9.76
22	SUN Zehao	1	47:42	6	62	68	91.18	7.55

Team: CHN (white)

No	Pos	Name	GP	G	A	PTS	PIM	+/-
1	GK	WU Jiankun	1	0	0	0	0	
2	D	LI Ning	1	0	0	0	2	0
3	F	FAN Yi	0	0	0	0	0	0
4	F	YU Xiaolong	0	0	0	0	0	0
5	D	GUAN Tianyi	1	0	0	0	0	-1
6	F	HUANG Peng +C	1	0	0	0	0	-2
7	F	ZHANG Zesen	1	0	0	0	0	-3
8	F	ZUO Tianyou	0	0	0	0	0	0
9	F	LU Hengnan +A	1	0	0	0	2	-3
10	D	ZHANG Jiaqi	1	0	0	0	6	-3
11	F	YU Mingrunze +A	1	0	0	0	0	-2
12	D	ZHANG Zhen	1	0	0	0	2	-2
13	F	YUE Xinhao	1	0	0	0	0	-1
14	D	ZHANG Zheming	1	0	0	0	0	0
15	F	WU Hao	1	0	0	0	0	-1
16	D	QIAN Jinglin	1	0	0	0	2	-4
17	D	WU Jiasiteng	1	0	0	0	0	-2
18	F	MA Tianyue	1	0	0	0	0	-3
19	F	YANG Zhenyu	1	0	0	0	0	-1
20	F	BAO Jiachang	1	0	0	0	0	-1
21	F	NAN Jiangming	1	0	0	0	0	0
22	GK	SUN Zehao	1	0	0	0	0	

Head Coach: GORBENKO Oleg

LEGEND

A Assists	D Defence	F Forward	G Goals
GA Goals against	GAA Goals against as average per 60 minutes	GK Goalkeeper	GP Games played
MIP Minutes and seconds played	No Jersey number	PIM Penalties in minutes	Pos Position
PTS Points	SOG Shots on goal	SVS Saves	SVS% Saves in percentage
+/- Plus/minus net	+A Assistant captain	+C Captain	

Timing and Results provided by **TISSOT**



Line-Ups

SVK - CHN

Referee(s)

BJALKANDER Patric (SWE)

Linesmen

AMBROSETTI Flavio (SUI) , TROFIMOV Dmitry (KAZ)

Goalkeepers

Team: SVK

No	Name
1	HALO Juraj
2	ZIAK Jan

Team Line-ups

Team: SVK (blue)

No	Pos	Name
27	D	LUNTER Peter
6	F	UHNAK Martin
11	F	KETNER Nicolas
17	F	PIACKA Edmund +C
20	F	MIHALIK Denis
9	D	KOPECKY Peter
13	D	RUSINA Tomas +A
19	F	GAPA Peter
22	F	PARDAVY Jan
25	F	KENTOS Jozef
12	D	PALOVIC Patrik
29	D	NOCIAR Denis
15	F	TRENCAN Matus
16	F	ZLOCHA Jan +A
23	F	MARUSIAK Marek
18	D	SUCHARDA Andrej
26	D	SZABO Patrik
10	F	HUS Roman
14	F	BACA Kristian
28	F	BUDIAC Matus

Head Coach: VYBOH Andrej

Team: CHN

No	Name
22	SUN Zehao
1	WU Jiankun

Team: CHN (white)

No	Pos	Name
12	D	ZHANG Zhen
17	D	WU Jiasiteng
7	F	ZHANG Zesen
8	F	ZUO Tianyou +A
9	F	LU Hengnan +A
10	D	ZHANG Jiaqi
16	D	QIAN Jinglin
6	F	HUANG Peng +C
11	F	YU Mingrunze
15	F	WU Hao
2	D	LI Ning
5	D	GUAN Tianyi
13	F	YUE Xinhao
19	F	YANG Zhenyu
20	F	BAO Jiachang
14	D	ZHANG Zheming
18	F	MA Tianyue
21	F	NAN Jiangming

Head Coach: GORBENKO Oleg

NOT DRESSED:

3 F FAN Yi
4 F YU Xiaolong

LEGEND

D	Defence	F	Forward	No	Jersey number	Pos	Position
+A	Assistant captain	+C	Captain				

Timing and Results provided by **TISSOT**



Graphical Line-Ups

SVK - CHN

Referee(s)

BJALKANDER Patric (SWE)

Linesmen

AMBROSETTI Flavio (SUI) , TROFIMOV Dmitry (KAZ)

Team: SVK - Slovakia (blue)

Head Coach: VYBOH Andrej

S1	1 HALO Juraj				
	2 ZIAK Jan				
S2	11 KETNER Nicolas	S3	27 LUNTER Peter		
S5	17 PIACKA Edmund +C	S6	20 MIHALIK Denis	S4	6 UHNAK Martin
	13 RUSINA Tomas +A		9 KOPECKY Peter		
	22 PARDAVY Jan		25 KENTOS Jozef		19 GAPA Peter
	12 PALOVIC Patrik		29 NOCIAR Denis		
	16 ZLOCHA Jan +A		23 MARUSIAK Marek		15 TRENCAN Matus
	10 HUS Roman		18 SUCHARDA Andrej		
	28 BUDIAK Matus		26 SZABO Patrik		14 BACA Kristian

Team: CHN - China P.R. (white)

Head Coach: GORBENKO Oleg

	22 SUN Zehao				
S1	1 WU Jiankun				
S3	17 WU Jiasiteng	S2	12 ZHANG Zhen		
S4	7 ZHANG Zesen	S6	9 LU Hengnan +A	S5	8 ZUO Tianyou +A
	10 ZHANG Jiaqi		16 QIAN Jinglin		
	11 YU Mingrunze		6 HUANG Peng +C		15 WU Hao
	2 LI Ning		5 GUAN Tianyi		
	13 YUE Xinhao		19 YANG Zhenyu		20 BAO Jiachang
	14 ZHANG Zheming		21 NAN Jiangming		
			18 MA Tianyue		

LEGEND

Sn Starting position

+A Assistant captain

+C Captain

Timing and Results provided by **TISSOT**



Game Summary

SVK - CHN 13 - 1 (3 - 0, 5 - 1, 5 - 0)

Spectators	Referee(s)	Linesmen
1000	BJALKANDER Patric (SWE)	AMBROSETTI Flavio (SUI) , TROFIMOV Dmitry (KAZ)

Team Statistics

Period	Score	SVS	SOG	PIM	TPP	PPG	SHG
1	3 : 0	3 : 18	21 : 3	6 : 4	03:28 : 05:28	0 : 0	1 : 0
2	5 : 1	3 : 13	18 : 4	2 : 14	02:52 : 02:00	1 : 0	1 : 0
3	5 : 0	4 : 20	25 : 4	6 : 10	04:07 : 04:31	3 : 0	0 : 0
Total	13 : 1	10 : 51	64 : 11	14 : 28	10:27 : 11:59	4 : 0	2 : 0

1st Period

Action	Time	ET/Res	Team	Type	No	Name	(G)	Name of Assistant(s) / Action Description
GK	00:00		SVK		1	HALO J		- Goalkeeper in
GK	00:00		CHN		22	SUN Z		- Goalkeeper in
Goal	01:06	1 : 0	SVK	EQ	27	LUNTER P	(1)	On Ice SVK 1 9 19 22 25 27 CHN 22 6 10 11 12 15
Goal	04:14	2 : 0	SVK	EQ	17	PIACKA E	(1)	6 UHNAK M On Ice SVK 1 6 11 17 20 27 CHN 22 2 5 13 19 20
Penalty	05:48	07:48	CHN	2 min.	6	HUANG P		- Hooking
Penalty	10:36	12:36	CHN	2 min.	22	SUN Z		- Tripping / Served by: 19 YANG Z
Penalty	12:04	14:04	SVK	2 min.	16	ZLOCHA J		- Interference
Penalty	14:42	16:42	SVK	2 min.	22	PARDAVY J		- Tripping
Penalty	16:51	18:51	SVK	2 min.	-	Team penalty		- Too Many Men / Served by: 22 PARDAVY J
Goal	18:09	3 : 0	SVK	SH1	6	UHNAK M	(1)	26 SZABO P On Ice SVK 1 6 9 12 26 CHN 22 7 8 9 10 16

2nd Period

Action	Time	ET/Res	Team	Type	No	Name	(G)	Name of Assistant(s) / Action Description
Penalty	23:19	25:14	CHN	2 min.	-	Team penalty		- Too Many Men / Served by: 13 YUE X
Penalty	24:11	26:11	CHN	2 min.	-	Team penalty		- Too Many Men / Served by: 16 QIAN J
Goal	25:14	4 : 0	SVK	PP2	20	MIHALIK D	(2)	19 GAPA P On Ice SVK 1 6 13 17 19 20 CHN 22 7 10 11 *
Goal	28:29	4 : 1	CHN	EQ	8	ZUO T	(1)	On Ice SVK 1 6 11 17 20 27 CHN 22 7 8 9 12 17
Goal	30:42	5 : 1	SVK	EQ	28	BUDIAK M	(1)	16 ZLOCHA J On Ice SVK 1 12 16 23 28 29 23 MARUSIAK M CHN 22 2 7 9 17 18
Penalty	32:27	34:27	SVK	2 min.	17	PIACKA E		- Tripping
Goal	33:36	6 : 1	SVK	SH1	16	ZLOCHA J	(1)	9 KOPECKY P On Ice SVK 1 9 13 15 16 CHN 22 7 8 9 10 17
Goal	34:35	7 : 1	SVK	EQ	6	UHNAK M	(2)	17 PIACKA E On Ice SVK 1 6 13 17 18 20 18 SUCHARDA A CHN 22 2 13 18 19 21
Goal	36:22	8 : 1	SVK	EQ	19	GAPA P	(2)	26 SZABO P On Ice SVK 1 9 13 19 22 26 CHN 22 8 9 10 15 17
GK	36:22		CHN		1	WU J		- Goalkeeper in 22 SUN Z - Goalkeeper out
Penalty	38:57	48:57	CHN	10 min.	9	LU H		- Dangerous equipment

3rd Period

Action	Time	ET/Res	Team	Type	No	Name	(G)	Name of Assistant(s) / Action Description
Penalty	40:28	42:28	SVK	2 min.	6	UHNAK M		- Hooking
Goal	42:47	9 : 1	SVK	EQ	14	BACA K	(1)	On Ice SVK 1 13 14 15 16 18 CHN 1 6 10 13 15 16
Penalty	45:41	47:41	CHN	2 min.	18	MA T		- Hooking
Penalty	47:02	47:47	CHN	2 min.	17	WU J		- Hooking
Goal	47:47	10 : 1	SVK	PP1	11	KETNER N	(1)	20 MIHALIK D On Ice SVK 1 6 11 19 20 27 19 GAPA P CHN 1 6 10 16 18 *
Penalty	48:44	50:44	SVK	2 min.	14	BACA K		- Tripping
Penalty	49:15	51:15	SVK	2 min.	18	SUCHARDA A		- Tripping



Action	Time	ET/Res	Team	Type	No	Name	(G)	Name of Assistant(s) / Action Description
Time-out	49:15		CHN					
Penalty	54:14	54:53	CHN	2 min.	15	WU H		- Holding an opponent
Goal	54:53	11 : 1	SVK	PP1	27	LUNTER P	(2)	6 UHNAK M 17 PIACKA E On Ice SVK 1 6 11 20 22 27 * CHN 1 7 8 12 16
Goal	55:53	12 : 1	SVK	EQ	16	ZLOCHA J	(2)	15 TRENCAN M 23 MARUSIAK M On Ice SVK 1 12 15 16 23 29 CHN 1 7 8 9 12 17
Penalty	57:58	59:09	CHN	2 min.	9	LU H		- Slashing
Goal	59:09	13 : 1	SVK	PP1	22	PARDAVY J	(1)	9 KOPECKY P 13 RUSINA T On Ice SVK 1 9 10 13 19 22 * CHN 1 7 8 10 16
Penalty	59:49	60:00	CHN	2 min.	6	HUANG P		- Hooking
GK	60:00		SVK					1 HALO J - Goalkeeper out
GK	60:00		CHN					1 WU J - Goalkeeper out

Goalkeeper Records

Team : SVK - Slovakia

Team : CHN - China P.R.

No	Name	SOG	SVS	MIP	No	Name	SOG	SVS	MIP
1	HALO Juraj	11	10	60:00	22	SUN Zehao	36	28	36:22
2	ZIAK Jan				1	WU Jiankun	28	23	23:38

Game Statistics

Team : SVK (blue)

Head Coach : VYBOH Andrej

No	Pos	Name	G	A	P	PIM	FO+	FO-	FO+/-	FO%	Shots on Goal					+/-
											1	2	3	OT	TS	
6	F	UHNAK Martin	2	2	4	2	0	1	-1	0.00	2	2	1		5	+2
11	F	KETNER Nicolas	1	0	1	0	0	0	0	0.00	0	0	2		2	0
17	F	PIACKA Edmund +C	1	2	3	2	0	0	0	0.00	2	0	0		2	+1
20	F	MIHALIK Denis	1	1	2	0	15	10	5	60.00	1	3	0		4	+1
27	D	LUNTER Peter	2	0	2	0	0	0	0	0.00	1	0	1		2	+1
9	D	KOPECKY Peter	0	2	2	0	0	0	0	0.00	1	2	0		3	+4
13	D	RUSINA Tomas +A	0	2	2	0	0	0	0	0.00	2	2	0		4	+4
19	F	GAPA Peter	1	2	3	0	0	1	-1	0.00	0	3	1		4	+2
22	F	PARDAVY Jan	1	0	1	2	0	0	0	0.00	0	0	4		4	+2
25	F	KENTOS Jozef	0	0	0	0	2	1	1	66.67	0	0	0		0	+1
12	D	PALOVIC Patrik	0	0	0	0	0	0	0	0.00	1	2	0		3	+3
15	F	TRENCAN Matus	0	1	1	0	0	0	0	0.00	1	1	2		4	+3
16	F	ZLOCHA Jan +A	2	1	3	2	2	0	2	100.00	0	1	2		3	+4
23	F	MARUSIAK Marek	0	2	2	0	8	5	3	61.54	3	0	1		4	+2
29	D	NOCIAR Denis	0	0	0	0	0	0	0	0.00	2	0	1		3	+2
10	F	HUS Roman	0	0	0	0	12	4	8	75.00	2	1	3		6	0
14	F	BACA Kristian	1	0	1	2	2	0	2	100.00	0	0	1		1	+1
18	D	SUCHARDA Andrej	0	1	1	2	0	0	0	0.00	1	0	2		3	+2
26	D	SZABO Patrik	0	2	2	0	13	4	9	76.47	1	0	1		2	+2
28	F	BUDIAC Matus	1	0	1	0	0	0	0	0.00	1	1	3		5	+1
1	GK	HALO Juraj	0	0	0	0					0	0	0		0	
2	GK	ZIAK Jan	0	0	0	0					0	0	0		0	
Total			13	18	31	12	54	26	28	67.50	21	18	25		64	

Team : CHN (white)

Head Coach : GORBENKO Oleg

No	Pos	Name	G	A	P	PIM	FO+	FO-	FO+/-	FO%	Shots on Goal					+/-
											1	2	3	OT	TS	
7	F	ZHANG Zesen	0	0	0	0	7	9	-2	43.75	0	0	0		0	-3
8	F	ZUO Tianyou +A	1	0	1	0	1	1	0	50.00	1	1	1		3	-3
9	F	LU Hengnan +A	0	0	0	12	4	13	-9	23.53	0	1	0		1	-4
12	D	ZHANG Zhen	0	0	0	0	0	0	0	0.00	0	0	1		1	-1
17	D	WU Jiasiteng	0	0	0	2	0	0	0	0.00	0	0	1		1	-3
6	F	HUANG Peng +C	0	0	0	4	7	15	-8	31.82	1	1	0		2	-2
10	D	ZHANG Jiaqi	0	0	0	0	0	0	0	0.00	0	1	0		1	-5
11	F	YU Mingrunze	0	0	0	0	0	7	-7	0.00	0	0	1		1	-1
15	F	WU Hao	0	0	0	2	0	1	-1	0.00	0	0	0		0	-3

Timing and Results provided by TISSOT



Preliminary round - Group A, Game 10

Head Coach : GORBENKO Oleg

No	Pos	Name	G	A	P	PIM	FO+	FO-	FO+/-	FO%	Shots on Goal					+/-
											1	2	3	OT	TS	
16	D	QIAN Jinglin	0	0	0	0	0	0	0	0.00	0	0	0	0	0	-2
2	D	LI Ning	0	0	0	0	0	0	0	0.00	1	0	0	0	1	-3
5	D	GUAN Tianyi	0	0	0	0	0	0	0	0.00	0	0	0	0	0	-1
13	F	YUE Xinhao	0	0	0	0	0	0	0	0.00	0	0	0	0	0	-3
19	F	YANG Zhenyu	0	0	0	0	5	5	0	50.00	0	0	0	0	0	-2
20	F	BAO Jiachang	0	0	0	0	0	0	0	0.00	0	0	0	0	0	-1
14	D	ZHANG Zheming	0	0	0	0	0	0	0	0.00	0	0	0	0	0	0
18	F	MA Tianyue	0	0	0	2	2	3	-1	40.00	0	0	0	0	0	-2
21	F	NAN Jiangming	0	0	0	0	0	0	0	0.00	0	0	0	0	0	-1
1	GK	WU Jiankun	0	0	0	0					0	0	0	0	0	
22	GK	SUN Zehao	0	0	0	2					0	0	0	0	0	
Total			1	0	1	24	26	54	-28	32.50	3	4	4	11		


Group A

R	Team	GP	W	OTW	OTL	L	GDF	GF:GA	PTS
1	CZE	2	2	0	0	0	+6	11 : 5	6
2	SVK	2	1	0	0	1	+9	16 : 7	3
3	ESP	2	1	0	0	1	+5	10 : 5	3
4	CHN	2	0	0	0	2	-20	1 : 21	0

	CHN	CZE	ESP	SVK
CHN	*****	SUN 08 FEB 17:00	0:8	1:13
CZE	SUN 08 FEB 17:00	*****	5:2	6:3
ESP	8:0	2:5	*****	SUN 08 FEB 20:30
SVK	13:1	3:6	SUN 08 FEB 20:30	*****

LEGEND

(G) Goals in tournament	* does not count for Plus/minus	+/- Plus/minus net	+A Assistant captain
+C Captain	A Assists	D Defence	EQ Equal strength
ET/Res Penalty end time/Result of game	F Forward	FO- Face-offs lost	FO% Face-offs won as percentage
FO+ Face-offs won	FO+/- Face-offs net	G Goals	GA Goals against
GDF Goal difference	GF Goals for	GK Goalkeeper	GP Games played
L Losses	MIP Minutes in play (GK)	No Jersey number	OT Overtime
OTL Overtime losses	OTW Overtime wins	P Points	PIM Penalties in minutes
Pos Position	PP1 Power play - 1 player	PP2 Power play - 2 players	PPG Power play goals
PTS Points	R Rank	SH1 Shorthanded - 1 player	SHG Shorthanded goals
SOG Shots on goal	SVS Saves	TPP Time on power play	TS Total shots
W Wins			

Timing and Results provided by  TISSOT




Shot Chart

SVK - CHN

Shots by CHN

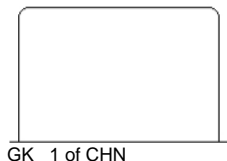
Goals (o): 0 SSG (+): 3
SSP (-): 0 SPG (-): 2




GK 1 of SVK

Shots by SVK

Goals (o): 5 SSG (+): 13
SSP (-): 5 SPG (-): 7




GK 1 of CHN



GK 22 of CHN

Shots by CHN

Goals (o): 0 SSG (+): 4
SSP (-): 1 SPG (-): 2



GK 1 of SVK

LEGEND

GK Goalkeeper **SPG** Shots past goal **SSG** Shots saved by goalkeeper **SSP** Shots saved by player



Face-off Chart

SVK - CHN

PERIOD 1

	SVK	CHN	Neutral zone		SVK	CHN	Total wins all zones				
	Def. zone	Att. zone	SVK	CHN	Att. zone	Def. zone					
	+ 20	- 19	+ 20	- 9	- 20	+ 8	<table border="1"> <thead> <tr> <th>SVK</th> <th>CHN</th> </tr> </thead> <tbody> <tr> <td>21 / 81%</td> <td>5 / 19%</td> </tr> </tbody> </table>	SVK	CHN	21 / 81%	5 / 19%
SVK	CHN										
21 / 81%	5 / 19%										
	+ 14	- 11	+ 25	- 6	+ 20	- 7					
	+ 16	- 6	- 25	+ 19	+ 26	- 11					
	- 20	+ 19	+ 26	- 9	+ 20	- 9					
	+ 20	- 19	+ 25	- 9	+ 26	- 11					
			+ 10	- 6	+ 23	- 7					
			+ 10	- 6	+ 14	- 11					
			- 20	+ 9	- 6	+ 7					
			+ 23	- 6	+ 16	- 9					
					+ 20	- 6					
Total wins / period	4 / 80%	1 / 20%	7 / 78%	2 / 22%	10 / 83%	2 / 17%					

PERIOD 2

	SVK	CHN	Neutral zone		SVK	CHN	Total wins all zones				
	Def. zone	Att. zone	SVK	CHN	Att. zone	Def. zone					
	- 10	+ 6	- 20	+ 9	+ 26	- 9	<table border="1"> <thead> <tr> <th>SVK</th> <th>CHN</th> </tr> </thead> <tbody> <tr> <td>15 / 58%</td> <td>11 / 42%</td> </tr> </tbody> </table>	SVK	CHN	15 / 58%	11 / 42%
SVK	CHN										
15 / 58%	11 / 42%										
	- 19	+ 6	- 20	+ 7	+ 20	- 8					
	- 20	+ 19	+ 10	- 19	+ 26	- 11					
	- 26	+ 6	+ 26	- 6	+ 26	- 11					
			+ 10	- 9	+ 23	- 15					
			+ 10	- 9	+ 10	- 19					
			- 20	+ 6	- 20	+ 19					
			- 23	+ 19	+ 20	- 9					
			- 10	+ 9	+ 20	- 9					
					+ 23	- 19					
Total wins / period	0 / 0%	4 / 100%	4 / 44%	5 / 56%	11 / 85%	2 / 15%					

PERIOD 3

	SVK	CHN	Neutral zone		SVK	CHN	Total wins all zones				
	Def. zone	Att. zone	SVK	CHN	Att. zone	Def. zone					
	+ 10	- 6	- 20	+ 7	- 23	+ 7	<table border="1"> <thead> <tr> <th>SVK</th> <th>CHN</th> </tr> </thead> <tbody> <tr> <td>18 / 64%</td> <td>10 / 36%</td> </tr> </tbody> </table>	SVK	CHN	18 / 64%	10 / 36%
SVK	CHN										
18 / 64%	10 / 36%										
	+ 26	- 6	+ 26	- 18	+ 23	- 18					
	+ 10	- 6	+ 20	- 7	+ 26	- 7					
	+ 26	- 18	- 10	+ 7	+ 20	- 6					
	+ 26	- 7	- 23	+ 9	- 23	+ 7					
	+ 20	- 9	- 26	+ 18	- 26	+ 6					
	- 10	+ 18	+ 23	- 6	+ 26	- 6					
			- 23	+ 6	+ 20	- 7					
					+ 10	- 6					
					+ 20	- 9					
Total wins / period											



Preliminary round - Group A, Game 10

				+ 10	- 11
				+ 10	- 7
				- 26	+ 7
6 / 86%	1 / 14%	3 / 38%	5 / 62%	9 / 69%	4 / 31%

TOTAL

Total wins / game	SVK	CHN	SVK	CHN	SVK	CHN	Total wins all zones	
	Def. zone	Att. zone	Neutral zone		Att. zone	Def. zone	SVK	CHN
	10 / 63%	6 / 37%	14 / 54%	12 / 46%	30 / 79%	8 / 21%	54 / 68%	26 / 32%




HEAD TO HEAD

	CHN									Tot	wins SVK	Dz	Nz	Az
	No.	6	7	8	9	11	15	18	19					
SVK	6		0 - 1							1	0 0%			0 0%
	10	6 - 1	1 - 1		2 - 1	1 - 0		0 - 1	2 - 0	16	12 75%	2 50%	5 71%	5 100%
	14					2 - 0				2	2 100%	1 100%		1 100%
	16	1 - 0			1 - 0					2	2 100%	1 100%		1 100%
	19	0 - 1								1	0 0%	0 0%		
	20	2 - 2	3 - 2	1 - 1	7 - 2				2 - 3	25	15 60%	3 60%	2 29%	10 77%
	23	2 - 1	3 - 2		0 - 1		1 - 0	1 - 0	1 - 1	13	8 62%		2 40%	6 75%
	25	1 - 0			1 - 0				0 - 1	3	2 67%		2 67%	
	26	3 - 2	2 - 1		2 - 0	4 - 0		2 - 1		17	13 76%	3 75%	3 75%	7 78%
Tot	22	16	2	17	7	1	5	10	80	54 68%	10 63%	14 54%	30 79%	
wins CHN	7 32%	7 44%	1 50%	4 24%	0 0%	0 0%	2 40%	5 50%	26 32%					
Dz	2 29%	4 36%	1 50%	0 0%	0 0%	0 0%	0 0%	1 33%	8 21%					
Nz	2 25%	3 75%		4 44%			1 50%	2 67%	12 46%					
Az	3 43%	0 0%		0 0%	0 0%		1 50%	2 50%	6 37%					

LEGEND

Az Attacking zone **Dz** Defending zone **Nz** Neutral zone **Tot** Total face-offs played

Timing and Results provided by  TISSOT



Game Roster

CZE - CHN

Referee(s)

PIGUILLEM PEREZ de ROZAS Marc (ESP)

Goalkeepers

Team: CZE

No	Name	GP	MIP	GA	SVS	SOG	SVS%	GAA
1	SLAMA Jiri	2	00:00	0	0	0	0.00	0.00
2	POLIVKA Patrik	2	120:00	5	27	32	84.38	2.50

Team Roster

Team: CZE (white)

No	Pos	Name	GP	G	A	PTS	PIM	+/-
1	GK	SLAMA Jiri	2	0	0	0	0	
2	GK	POLIVKA Patrik	2	0	0	0	0	
3	F	STASTNY Tomas	2	1	1	2	2	+4
4	F	MATEJKA Filip	2	0	1	1	0	+2
5	F	NOVAK Dominik	2	0	0	0	0	+1
7	D	DALECKY Jan +A	2	3	1	4	2	+3
8	F	MULLER Jan	0	0	0	0	0	0
9	F	HUCKO Petr	2	0	1	1	0	+2
10	F	ARNOST Daniel	2	1	3	4	2	+2
11	D	KOLDA Josef +A	2	1	0	1	0	0
12	D	SVARICEK Filip	2	1	0	1	4	+1
13	F	VANEK Rostislav	2	0	0	0	0	+1
14	D	STEINER Dominik +C	2	0	1	1	0	+2
15	D	ZBORIL Mikulas	2	0	0	0	0	0
16	D	VOJACEK Filip	2	1	0	1	0	0
17	D	BRZOBOHATY Michal	2	0	1	1	0	0
18	D	VRANA Lukas	2	0	1	1	0	0
19	F	SKOLOUD Petr	2	1	0	1	0	0
20	D	GUTWALD Michal	2	0	1	1	4	0
21	F	VALASEK Milan	2	1	0	1	0	0
23	D	PESLAR Jakub	1	0	1	1	25	+1
24	F	ZACHAR David	2	1	2	3	4	+3
25	D	SKVOR Jan	2	0	3	3	0	+3

Head Coach: LISKA Jaroslav

Linesmen

AMBROSETTI Flavio (SUI) , VANOOSTEN Nathan (CAN)

Team: CHN

No	Name	GP	MIP	GA	SVS	SOG	SVS%	GAA
1	WU Jiankun	2	35:56	7	32	39	82.05	11.69
22	SUN Zehao	2	84:04	14	90	104	86.54	9.99

Team: CHN (blue)

No	Pos	Name	GP	G	A	PTS	PIM	+/-
1	GK	WU Jiankun	2	0	0	0	0	
2	D	LI Ning	2	0	0	0	2	-3
3	F	FAN Yi	0	0	0	0	0	0
4	F	YU Xiaolong	0	0	0	0	0	0
5	D	GUAN Tianyi	2	0	0	0	0	-2
6	F	HUANG Peng +C	2	0	0	0	4	-4
7	F	ZHANG Zesen	2	0	0	0	0	-6
8	F	ZUO Tianyou +A	1	1	0	1	0	-3
9	F	LU Hengnan +A	2	0	0	0	14	-7
10	D	ZHANG Jiaqi	2	0	0	0	6	-8
11	F	YU Mingrunze	2	0	0	0	0	-3
12	D	ZHANG Zhen	2	0	0	0	2	-3
13	F	YUE Xinhao	2	0	0	0	0	-4
14	D	ZHANG Zheming	2	0	0	0	0	0
15	F	WU Hao	2	0	0	0	2	-4
16	D	QIAN Jinglin	2	0	0	0	2	-6
17	D	WU Jiasiteng	2	0	0	0	2	-5
18	F	MA Tianyue	2	0	0	0	2	-5
19	F	YANG Zhenyu	2	0	0	0	0	-3
20	F	BAO Jiachang	2	0	0	0	0	-2
21	F	NAN Jiangming	2	0	0	0	0	-1
22	GK	SUN Zehao	2	0	0	0	2	

Head Coach: GORBENKO Oleg

LEGEND

A Assists	D Defence	F Forward	G Goals
GA Goals against	GAA Goals against as average per 60 minutes	GK Goalkeeper	GP Games played
MIP Minutes and seconds played	No Jersey number	PIM Penalties in minutes	Pos Position
PTS Points	SOG Shots on goal	SVS Saves	SVS% Saves in percentage
+/- Plus/minus net	+A Assistant captain	+C Captain	

Timing and Results provided by **TISSOT**



Line-Ups

CZE - CHN

Referee(s)

FIGUILLEM PEREZ de ROZAS Marc (ESP)

Linesmen

AMBROSETTI Flavio (SUI) , VANOOSTEN Nathan (CAN)

Goalkeepers

Team: CZE

No	Name
2	POLIVKA Patrik
1	SLAMA Jiri

Team Line-ups

Team: CZE (white)

No	Pos	Name
7	D	DALECKY Jan +A
14	D	STEINER Dominik +C
20	D	GUTWALD Michal
8	F	MULLER Jan
24	F	ZACHAR David
17	D	BRZOBOHATY Michal
23	D	PESLAR Jakub
25	D	SKVOR Jan
4	F	MATEJKA Filip
21	F	VALASEK Milan
11	D	KOLDA Josef +A
12	D	SVARICEK Filip
18	D	VRANA Lukas
13	F	VANEK Rostislav
19	F	SKOLOUD Petr
15	D	ZBORIL Mikulas
3	F	STASTNY Tomas
5	F	NOVAK Dominik
9	F	HUCKO Petr
10	F	ARNOST Daniel

Head Coach: LISKA Jaroslav

NOT DRESSED:

16 D VOJACEK Filip

Team: CHN

No	Name
22	SUN Zehao
1	WU Jiankun

Team: CHN (blue)

No	Pos	Name
2	D	LI Ning
17	D	WU Jiasiteng
7	F	ZHANG Zesen
8	F	ZUO Tianyou +A
9	F	LU Hengnan +A
10	D	ZHANG Jiaqi
16	D	QIAN Jinglin
6	F	HUANG Peng +C
13	F	YUE Xinhao
15	F	WU Hao
12	D	ZHANG Zhen
14	D	ZHANG Zheming
18	F	MA Tianyue
19	F	YANG Zhenyu
20	F	BAO Jiachang
21	F	NAN Jiangming

Head Coach: GORBENKO Oleg

NOT DRESSED:

3 F FAN Yi
4 F YU Xiaolong
5 D GUAN Tianyi
11 F YU Mingrunze

LEGEND

D	Defence	F	Forward	No	Jersey number	Pos	Position
+A	Assistant captain	+C	Captain				

Timing and Results provided by **TISSOT**



Graphical Line-Ups

CZE - CHN

Referee(s)

PIGUILLEM PEREZ de ROZAS Marc (ESP)

Linesmen

AMBROSETTI Flavio (SUI) , VANOOSTEN Nathan (CAN)

Team: CZE - Czech Republic (white)

Head Coach: LISKA Jaroslav

S1 2 POLIVKA Patrik		
1 SLAMA Jiri		
S2 14 STEINER Dominik +C	S3 20 GUTWALD Michal	
S5 8 MULLER Jan	S4 7 DALECKY Jan +A	S6 24 ZACHAR David
25 SKVOR Jan		23 PESLAR Jakub
17 BRZOBOHATY Michal	4 MATEJKA Filip	21 VALASEK Milan
11 KOLDA Josef +A		12 SVARICEK Filip
13 VANEK Rostislav	18 VRANA Lukas	19 SKOLOUD Petr
3 STASTNY Tomas		15 ZBORIL Mikulas
9 HUCKO Petr	10 ARNOST Daniel	5 NOVAK Dominik

Team: CHN - China P.R. (blue)

Head Coach: GORBENKO Oleg

S1 22 SUN Zehao		
1 WU Jiankun		
S3 17 WU Jiasiteng	S2 2 LI Ning	
S4 7 ZHANG Zesen	S6 9 LU Hengnan +A	S5 8 ZUO Tianyou +A
10 ZHANG Jiaqi		16 QIAN Jinglin
13 YUE Xinhao	6 HUANG Peng +C	15 WU Hao
12 ZHANG Zhen		14 ZHANG Zheming
19 YANG Zhenyu	18 MA Tianyue	20 BAO Jiachang
21 NAN Jiangming		

LEGEND

Sn Starting position

+A Assistant captain

+C Captain

Timing and Results provided by **TISSOT**



Game Summary

CZE - CHN 9 - 0 (1 - 0, 3 - 0, 5 - 0)

Spectators	Referee(s)	Linesmen
1100	PIGUILLEM PEREZ de ROZAS Marc (ESP)	AMBROSETTI Flavio (SUI) , VANOOSTEN Nathan (CAN)

Team Statistics

Period	Score	SVS	SOG	PIM	TPP	PPG	SHG
1	1 : 0	1 : 32	33 : 1	2 : 2	01:48 : 02:00	1 : 0	0 : 0
2	3 : 0	2 : 33	36 : 2	2 : 2	02:00 : 02:00	0 : 0	0 : 0
3	5 : 0	1 : 27	32 : 1	0 : 6	04:46 : 00:00	1 : 0	0 : 0
Total	9 : 0	4 : 92	101 : 4	4 : 10	08:34 : 04:00	2 : 0	0 : 0

1st Period

Action	Time	ET/Res	Team	Type	No	Name	(G)	Name of Assistant(s) / Action Description
GK	00:00		CZE		2	POLIVKA P		- Goalkeeper in
GK	00:00		CHN		22	SUN Z		- Goalkeeper in
Penalty	09:07	11:07	CZE	2 min.	21	VALASEK M		- Tripping
Penalty	18:04	19:52	CHN	2 min.	6	HUANG P		- Cross-Checking
Goal	19:52	1 : 0	CZE	PP1	24	ZACHAR D	(2)	7 DALECKY J 14 STEINER D On Ice CZE 2 7 8 14 20 24 * CHN 22 12 13 15 17

2nd Period

Action	Time	ET/Res	Team	Type	No	Name	(G)	Name of Assistant(s) / Action Description
Penalty	24:43	26:43	CHN	2 min.	17	WU J		- Hooking
Goal	27:12	2 : 0	CZE	EQ	4	MATEJKA F	(1)	19 SKOLOUD P 3 STASTNY T On Ice CZE 2 3 4 19 20 25 CHN 22 6 8 15 16 17
Penalty	28:29	30:29	CZE	2 min.	14	STEINER D		- Hooking
Goal	32:22	3 : 0	CZE	EQ	13	VANEK R	(1)	17 BRZOBOHATY M 12 SVARICEK F On Ice CZE 2 11 12 13 17 18 CHN 22 6 10 15 16 21
Goal	36:59	4 : 0	CZE	EQ	24	ZACHAR D	(3)	7 DALECKY J On Ice CZE 2 7 8 14 20 24 CHN 22 2 7 8 9 17

3rd Period

Action	Time	ET/Res	Team	Type	No	Name	(G)	Name of Assistant(s) / Action Description
Penalty	42:14	43:57	CHN	2 min.	10	ZHANG J		- Tripping
Penalty	43:00	45:00	CHN	2 min.	17	WU J		- Roughing
Goal	43:57	5 : 0	CZE	PP2	13	VANEK R	(2)	11 KOLDA J 23 PESLAR J On Ice CZE 2 11 13 17 18 23 * CHN 22 2 12 15
Time-out	47:21		CHN					
Goal	47:30	6 : 0	CZE	EQ	13	VANEK R	(3)	18 VRANA L 11 KOLDA J On Ice CZE 2 11 12 13 17 18 CHN 22 7 8 9 10 16
GK	47:30		CHN		1	WU J		- Goalkeeper in
Penalty	51:04	53:04	CHN	2 min.	10	ZHANG J		- Holding an opponent
Goal	55:51	7 : 0	CZE	EQ	7	DALECKY J	(4)	On Ice CZE 2 7 8 14 20 24 CHN 1 6 10 13 15 16
Goal	58:27	8 : 0	CZE	EQ	13	VANEK R	(4)	17 BRZOBOHATY M On Ice CZE 2 11 12 13 17 18 CHN 1 6 10 13 15 16
Goal	58:43	9 : 0	CZE	EQ	24	ZACHAR D	(4)	8 MULLER J On Ice CZE 2 7 8 14 20 24 CHN 1 2 7 8 9 17
GK	60:00		CZE					2 POLIVKA P - Goalkeeper out
GK	60:00		CHN					1 WU J - Goalkeeper out

Goalkeeper Records

Team : CZE - Czech Republic

Team : CHN - China P.R.

No	Name	SOG	SVS	MIP	No	Name	SOG	SVS	MIP
2	POLIVKA Patrik	4	4	60:00	22	SUN Zehao	81	75	47:30
1	SLAMA Jiri				1	WU Jiankun	20	17	12:30

Timing and Results provided by **TISSOT**



Game Statistics

Team : CZE (white)

Head Coach : LISKA Jaroslav

No	Pos	Name	G	A	P	PIM	FO+	FO-	FO+/-	FO%	Shots on Goal				TS	+/-
											1	2	3	OT		
7	D	DALECKY Jan +A	1	2	3	0	10	6	4	62.50	3	3	4		10	+3
8	F	MULLER Jan	0	1	1	0	0	0	0	0.00	1	5	2		8	+3
14	D	STEINER Dominik +C	0	1	1	2	0	0	0	0.00	2	0	1		3	+3
20	D	GUTWALD Michal	0	0	0	0	0	0	0	0.00	0	0	0		0	+4
24	F	ZACHAR David	3	0	3	0	6	4	2	60.00	3	3	3		9	+3
4	F	MATEJKA Filip	1	0	1	0	8	4	4	66.67	4	4	0		8	+1
17	D	BRZOBOHATY Michal	0	2	2	0	0	0	0	0.00	1	1	3		5	+3
21	F	VALASEK Milan	0	0	0	2	5	2	3	71.43	3	0	1		4	0
23	D	PESLAR Jakub	0	1	1	0	0	0	0	0.00	4	3	3		10	0
25	D	SKVOR Jan	0	0	0	0	0	0	0	0.00	1	1	0		2	+1
11	D	KOLDA Josef +A	0	2	2	0	0	0	0	0.00	0	2	3		5	+3
12	D	SVARICEK Filip	0	1	1	0	0	0	0	0.00	1	4	0		5	+3
13	F	VANEK Rostislav	4	0	4	0	0	0	0	0.00	3	2	6		11	+3
18	D	VRANA Lukas	0	1	1	0	14	6	8	70.00	0	1	0		1	+3
19	F	SKOLOUD Petr	0	1	1	0	0	1	-1	0.00	0	2	0		2	+1
3	F	STASTNY Tomas	0	1	1	0	0	0	0	0.00	0	0	2		2	+1
5	F	NOVAK Dominik	0	0	0	0	0	0	0	0.00	2	0	3		5	0
9	F	HUCKO Petr	0	0	0	0	8	4	4	66.67	1	1	0		2	0
10	F	ARNOST Daniel	0	0	0	0	9	4	5	69.23	2	1	1		4	0
15	D	ZBORIL Mikulas	0	0	0	0	0	0	0	0.00	2	3	0		5	0
1	GK	SLAMA Jiri	0	0	0	0					0	0	0		0	
2	GK	POLIVKA Patrik	0	0	0	0					0	0	0		0	
Total			9	13	22	4	60	31	29	65.93	33	36	32		101	

Team : CHN (blue)

Head Coach : GORBENKO Oleg

No	Pos	Name	G	A	P	PIM	FO+	FO-	FO+/-	FO%	Shots on Goal				TS	+/-
											1	2	3	OT		
2	D	LI Ning	0	0	0	0	0	0	0	0.00	0	0	0		0	-2
7	F	ZHANG Zesen	0	0	0	0	2	6	-4	25.00	0	0	0		0	-3
8	F	ZUO Tianyou +A	0	0	0	0	1	2	-1	33.33	1	0	0		1	-4
9	F	LU Hengnan +A	0	0	0	0	14	21	-7	40.00	0	0	0		0	-3
17	D	WU Jiasiteng	0	0	0	4	0	0	0	0.00	0	1	0		1	-3
6	F	HUANG Peng +C	0	0	0	2	11	24	-13	31.43	0	0	0		0	-4
10	D	ZHANG Jiaqi	0	0	0	4	0	0	0	0.00	0	1	1		2	-4
13	F	YUE Xinhao	0	0	0	0	0	1	-1	0.00	0	0	0		0	-2
15	F	WU Hao	0	0	0	0	0	2	-2	0.00	0	0	0		0	-4
16	D	QIAN Jinglin	0	0	0	0	0	0	0	0.00	0	0	0		0	-5
12	D	ZHANG Zhen	0	0	0	0	0	0	0	0.00	0	0	0		0	0
14	D	ZHANG Zheming	0	0	0	0	0	0	0	0.00	0	0	0		0	0
18	F	MA Tianyue	0	0	0	0	0	0	0	0.00	0	0	0		0	0
19	F	YANG Zhenyu	0	0	0	0	3	4	-1	42.86	0	0	0		0	0
20	F	BAO Jiachang	0	0	0	0	0	0	0	0.00	0	0	0		0	0
21	F	NAN Jiangming	0	0	0	0	0	0	0	0.00	0	0	0		0	-1
1	GK	WU Jiankun	0	0	0	0					0	0	0		0	
22	GK	SUN Zehao	0	0	0	0					0	0	0		0	
Total			0	0	0	10	31	60	-29	34.07	1	2	1		4	

Group A

R	Team	GP	W	OTW	OTL	L	GDF	GF:GA	PTS
1	CZE	3	3	0	0	0	+15	20 : 5	9
2	SVK	2	1	0	0	1	+9	16 : 7	3
3	ESP	2	1	0	0	1	+5	10 : 5	3
4	CHN	3	0	0	0	3	-29	1 : 30	0

	CHN	CZE	ESP	SVK
CHN	*****	0:9	0:8	1:13
CZE	9:0	*****	5:2	6:3
ESP	8:0	2:5	*****	SUN 08 FEB 20:30
SVK	13:1	3:6	SUN 08 FEB 20:30	*****



LEGEND							
(G)	Goals in tournament	*	does not count for Plus/minus	+/-	Plus/minus net	+A	Assistant captain
+C	Captain	A	Assists	D	Defence	EQ	Equal strength
ET/Res	Penalty end time/Result of game	F	Forward	FO-	Face-offs lost	FO%	Face-offs won as percentage
FO+	Face-offs won	FO+/-	Face-offs net	G	Goals	GA	Goals against
GDF	Goal difference	GF	Goals for	GK	Goalkeeper	GP	Games played
L	Losses	MIP	Minutes in play (GK)	No	Jersey number	OT	Overtime
OTL	Overtime losses	OTW	Overtime wins	P	Points	PIM	Penalties in minutes
Pos	Position	PP1	Power play - 1 player	PP2	Power play - 2 players	PPG	Power play goals
PTS	Points	R	Rank	SHG	Shorthanded goals	SOG	Shots on goal
SVS	Saves	TPP	Time on power play	TS	Total shots	W	Wins



Shot Chart

CZE - CHN

Shots by CHN


Goals (o): 0
SSP (<): 0
SSG (+): 1
SPG (-): 0



GK 2 of CZE

Shots by CZE

Goals (o): 3
SSP (<): 16
SSG (+): 33
SPG (-): 12



GK 22 of CHN

Shots by CHN

Goals (o): 0
SSP (<): 1
SSG (+): 1
SPG (-): 0



GK 2 of CZE

LEGEND

GK Goalkeeper **SPG** Shots past goal **SSG** Shots saved by goalkeeper **SSP** Shots saved by player



Face-off Chart

CZE - CHN

PERIOD 1

CZE	CHN	CZE	CHN	CZE	CHN	Total wins all zones	
						CZE	CHN
Def. zone	Att. zone	Neutral zone		Att. zone	Def. zone		
- 19	+ 9	+ 7	- 9	+ 4	- 6		
		+ 10	- 9	+ 9	- 19		
		- 10	+ 6	+ 10	- 7		
		- 7	+ 9	+ 24	- 6		
				+ 24	- 6		
				+ 4	- 9		
				+ 18	- 6		
				+ 9	- 19		
				- 7	+ 19		
				+ 4	- 9		
				+ 4	- 6		
				- 4	+ 19		
				+ 18	- 7		
				+ 18	- 9		
				- 18	+ 19		
				- 4	+ 9		
				- 18	+ 7		
				- 18	+ 6		
				+ 10	- 6		
				+ 10	- 6		
				+ 9	- 19		
				- 24	+ 9		
				+ 21	- 9		
				+ 18	- 6		
				+ 18	- 7		
				+ 10	- 7		
Total wins / period	0 / 0%	1 / 100%	2 / 50%	2 / 50%	19 / 73%	7 / 27%	
						Total wins all zones	
						CZE	CHN
						21 / 68%	10 / 32%

PERIOD 2

CZE	CHN	CZE	CHN	CZE	CHN	Total wins all zones	
						CZE	CHN
Def. zone	Att. zone	Neutral zone		Att. zone	Def. zone		
- 10	+ 9	- 7	+ 9	- 4	+ 6		
+ 9	- 9	+ 18	- 19	- 9	+ 9		
		+ 7	- 6	+ 18	- 6		
		+ 7	- 9	+ 18	- 6		
		- 9	+ 6	+ 24	- 8		
		- 18	+ 9	- 24	+ 6		
		+ 10	- 6	+ 24	- 9		
		- 7	+ 6	+ 7	- 6		
		+ 18	- 6	+ 4	- 9		
		+ 4	- 6	+ 9	- 6		
				+ 9	- 9		
				+ 24	- 6		
				+ 4	- 9		
				+ 18	- 9		
				+ 9	- 6		
				+ 9	- 13		
				+ 7	- 9		
				- 7	+ 9		
Total wins / period							
						Total wins all zones	
						CZE	CHN
						25 / 71%	10 / 29%

Timing and Results provided by **TISSOT**



Preliminary round - Group A, Game 14

				+ 4	- 9
				+ 18	- 9
				+ 10	- 9
				+ 7	- 6
				- 4	+ 8
1 / 50%	1 / 50%	6 / 60%	4 / 40%	18 / 78%	5 / 22%

PERIOD 3

	CZE		CHN		CZE		CHN		CZE		CHN		Total wins all zones				
	Def. zone	Att. zone	Neutral zone		Att. zone	Def. zone	Att. zone	Def. zone	Att. zone	Def. zone	Att. zone	Def. zone					
	- 9	+ 9	- 7	+ 9	+ 7	- 9	+ 7	- 9	+ 18	- 6	+ 7	- 9	<table border="1"> <tr> <th>CZE</th> <th>CHN</th> </tr> <tr> <td>14 / 56%</td> <td>11 / 44%</td> </tr> </table>	CZE	CHN	14 / 56%	11 / 44%
CZE	CHN																
14 / 56%	11 / 44%																
			+ 7	- 7	+ 18	- 6	+ 18	- 6	+ 24	- 8	+ 18	- 15					
			- 10	+ 6	+ 24	- 8	+ 18	- 15	+ 18	- 15	+ 10	- 6					
			+ 7	- 15	+ 18	- 6	- 9	+ 6	+ 10	- 6	- 9	+ 6					
			+ 21	- 9	+ 18	- 6	+ 21	- 6	- 9	+ 6	+ 21	- 6					
			+ 21	- 9	- 21	+ 6	- 21	+ 6	+ 21	- 6	- 21	+ 6					
			- 21	+ 6	+ 18	- 7	+ 18	- 7	- 21	+ 6	+ 18	- 7					
			+ 7	- 9	- 18	+ 9	- 18	+ 9	- 18	+ 9	- 18	+ 9					
			+ 21	- 6	- 24	+ 7	+ 10	- 6	- 24	+ 7	- 18	+ 9					
					+ 10	- 6	- 18	+ 9	- 24	+ 6	- 24	+ 6					
					- 18	+ 9	- 10	+ 9	- 10	+ 9	- 10	+ 9					
Total wins / period	0 / 0%	1 / 100%	6 / 67%	3 / 33%	8 / 53%	7 / 47%	14 / 56%	11 / 44%									

TOTAL

	CZE		CHN		CZE		CHN		CZE		CHN		Total wins all zones
	Def. zone	Att. zone	Neutral zone		Att. zone	Def. zone	Att. zone	Def. zone	Att. zone	Def. zone	Att. zone	Def. zone	
Total wins / game	1 / 25%	3 / 75%	14 / 61%	9 / 39%	45 / 70%	19 / 30%	60 / 66%	31 / 34%					




HEAD TO HEAD

	CHN							Tot	wins CZE	Dz	Nz	Az	
	No.	6	7	8	9	13	15						19
CZE	4	3 - 1		0 - 1	5 - 1			0 - 1	12	8 67%		1 100%	7 64%
	7	3 - 1	1 - 0		5 - 4		1 - 0	0 - 1	16	10 63%		6 60%	4 67%
	9	2 - 2			2 - 2	1 - 0		3 - 0	12	8 67%	1 50%	0 0%	7 78%
	10	5 - 2	2 - 0		2 - 2				13	9 69%	0 0%	2 50%	7 88%
	18	6 - 1	3 - 1		3 - 3		1 - 0	1 - 1	20	14 70%		2 67%	12 71%
	19				0 - 1				1	0 0%	0 0%		
	21	2 - 2			3 - 0				7	5 71%		3 75%	2 67%
	24	3 - 2	0 - 1	2 - 0	1 - 1				10	6 60%			6 60%
Tot	35	8	3	35	1	2	7	91	60 66%	1 25%	14 61%	45 70%	
wins CHN	11 31%	2 25%	1 33%	14 40%	0 0%	0 0%	3 43%	31 34%					
Dz	6 24%	2 29%	1 33%	7 33%	0 0%	0 0%	3 50%	19 30%					
Nz	5 50%	0 0%		4 40%		0 0%	0 0%	9 39%					
Az				3 75%				3 75%					

LEGEND

Az Attacking zone **Dz** Defending zone **Nz** Neutral zone **Tot** Total face-offs played

Timing and Results provided by  TISSOT



Game Roster

ESP - SVK

Referee(s)

OSKIRKO Iurii (RUS)

Linesmen

HEINONEN Timo (FIN) , LIU Ren (CHN)

Goalkeepers

Team: ESP

No	Name	GP	MIP	GA	SVS	SOG	SVS%	GAA
1	ALCAINE Ander	2	120:00	5	88	93	94.62	2.50
25	GARCIA Ignacio	2	00:00	0	0	0	0.00	0.00

Team Roster

Team: ESP (black)

No	Pos	Name	GP	G	A	PTS	PIM	+/-
1	GK	ALCAINE Ander	2	0	0	0	10	
2	D	ALASTRUEY Hector	2	0	1	1	0	0
3	D	GAINZA Inigo +A	2	0	1	1	2	+1
4	D	VEA Jorge	0	0	0	0	0	0
5	F	BETRAN Adrian	2	1	1	2	4	+2
7	F	BURGOS Jorge	2	0	0	0	2	+2
8	F	PUYUELO Pablo	2	1	0	1	2	0
9	F	GONZALEZ Gaston	2	0	0	0	2	+1
10	D	BRAVO Juan Francisco	2	0	0	0	0	+1
11	F	MUNOZ Juan	2	1	1	2	0	+3
12	F	PEDRAZ Alejandro	2	0	1	1	0	0
13	F	GONZALEZ Pol +C	2	1	1	2	0	+2
14	F	CARBONELL Alejandro	2	1	0	1	0	0
15	F	GARCIA-ARIAS Javier	2	1	1	2	2	+3
16	F	MECO Aitor	2	0	0	0	0	-1
17	F	FERNANDEZ-POLA Angel	2	0	0	0	0	-1
18	F	SOLORIZANO Ignacio	0	0	0	0	0	0
19	D	UBIETO Adrian	2	2	3	5	2	+3
22	F	FUENTES Patricio +A	2	1	4	5	0	+3
23	F	QUEVEDO Carlos	2	1	3	4	2	+3
24	D	VEA Alex	2	0	0	0	0	+1
25	GK	GARCIA Ignacio	2	0	0	0	0	

Head Coach: TUOMI Timo

Team: SVK

No	Name	GP	MIP	GA	SVS	SOG	SVS%	GAA
1	HALO Juraj	2	60:00	1	10	11	90.91	1.00
2	ZIAK Jan	2	60:00	6	43	49	87.76	6.00

Team: SVK (white)

No	Pos	Name	GP	G	A	PTS	PIM	+/-
1	GK	HALO Juraj	2	0	0	0	0	
2	GK	ZIAK Jan	2	0	0	0	0	
6	F	UHNAK Martin	2	2	2	4	2	+1
9	D	KOPECKY Peter	2	0	2	2	0	+3
10	F	HUS Roman	2	0	0	0	0	-1
11	F	KETNER Nicolas	2	1	1	2	2	-1
12	D	PALOVIC Patrik	2	0	0	0	0	+2
13	D	RUSINA Tomas +A	2	0	2	2	0	+2
14	F	BACA Kristian	2	1	0	1	2	+1
15	F	TRENCAN Matus	2	1	1	2	2	+2
16	F	ZLOCHA Jan +A	2	2	1	3	2	+3
17	F	PIACKA Edmund +C	2	1	2	3	4	+1
18	D	SUCHARDA Andrej	2	0	1	1	2	+1
19	F	GAPA Peter	2	2	2	4	2	+1
20	F	MIHALIK Denis	2	2	1	3	0	0
22	F	PARDAVY Jan	2	1	1	2	2	0
23	F	MARUSIAK Marek	2	0	3	3	0	+1
25	F	KENTOS Jozef	2	0	0	0	0	+1
26	D	SZABO Patrik	2	0	2	2	0	+1
27	D	LUNTER Peter	2	2	1	3	2	+1
28	F	BUDIAK Matus	2	1	0	1	0	-1
29	D	NOCIAR Denis	2	0	0	0	0	+1

Head Coach: VYBOH Andrej

LEGEND

A Assists	D Defence	F Forward	G Goals
GA Goals against	GAA Goals against as average per 60 minutes	GK Goalkeeper	GP Games played
MIP Minutes and seconds played	No Jersey number	PIM Penalties in minutes	Pos Position
PTS Points	SOG Shots on goal	SVS Saves	SVS% Saves in percentage
+/- Plus/minus net	+A Assistant captain	+C Captain	

Timing and Results provided by **TISSOT**



Line-Ups

ESP - SVK

Referee(s)

OSKIRKO Iurii (RUS)

Linesmen

HEINONEN Timo (FIN) , LIU Ren (CHN)

Goalkeepers

Team: ESP

No Name

1 ALCAINE Ander
25 GARCIA Ignacio

Team Line-ups

Team: ESP (black)

No Pos Name

3	D	GAINZA Inigo +A
19	D	UBIETO Adrian
13	F	GONZALEZ Pol +C
22	F	FUENTES Patricio +A
23	F	QUEVEDO Carlos
2	D	ALASTRUEY Hector
24	D	VEA Alex
5	F	BETRAN Adrian
11	F	MUNOZ Juan
15	F	GARCIA-ARIAS Javier
10	D	BRAVO Juan Francisco
7	F	BURGOS Jorge
8	F	PUYUELO Pablo
9	F	GONZALEZ Gaston
14	F	CARBONELL Alejandro
12	F	PEDRAZ Alejandro
16	F	MECO Aitor
17	F	FERNANDEZ-POLA Angel
18	F	SOLORZANO Ignacio

Head Coach: TUOMI Timo

NOT DRESSED:

4 D VEA Jorge

Team: SVK

No Name

1 HALO Juraj
2 ZIAK Jan

Team: SVK (white)

No Pos Name

27	D	LUNTER Peter
6	F	UHNAK Martin
11	F	KETNER Nicolas
17	F	PIACKA Edmund +C
20	F	MIHALIK Denis
9	D	KOPECKY Peter
13	D	RUSINA Tomas +A
10	F	HUS Roman
19	F	GAPA Peter
22	F	PARDAVY Jan
12	D	PALOVIC Patrik
29	D	NOCIAR Denis
15	F	TRENCAN Matus
16	F	ZLOCHA Jan +A
23	F	MARUSIAK Marek
18	D	SUCHARDA Andrej
26	D	SZABO Patrik
14	F	BACA Kristian
28	F	BUDIAK Matus


Head Coach: VYBOH Andrej

NOT DRESSED:

25 F KENTOS Jozef

LEGEND

D	Defence	F	Forward	No	Jersey number	Pos	Position
+A	Assistant captain	+C	Captain				

Timing and Results provided by  TISSOT



Graphical Line-Ups

ESP - SVK

Referee(s)

OSKIRKO Iurii (RUS)

Linesmen

HEINONEN Timo (FIN) , LIU Ren (CHN)

Team: ESP - Spain (black)

Head Coach: TUOMI Timo

S1 1 ALCAINE Ander		25 GARCIA Ignacio	
S2 3 GAINZA Inigo +A	S3 19 UBIETO Adrian		
S4 13 GONZALEZ Pol +C	S5 22 FUENTES Patricio +A	S6 23 QUEVEDO Carlos	
2 ALASTRUEY Hector		24 VEA Alex	
11 MUNOZ Juan	5 BETRAN Adrian	15 GARCIA-ARIAS Javier	
7 BURGOS Jorge		10 BRAVO Juan Francisco	
9 GONZALEZ Gaston	14 CARBONELL Alejandro	8 PUYUELO Pablo	
18 SOLORZANO Ignacio			
16 MECO Aitor	17 FERNANDEZ-POLA Angel	12 PEDRAZ Alejandro	

Team: SVK - Slovakia (white)

Head Coach: VYBOH Andrej

S1 1 HALO Juraj		2 ZIAK Jan	
S2 11 KETNER Nicolas	S3 27 LUNTER Peter		
S4 6 UHNAK Martin	S6 20 MIHALIK Denis	S5 17 PIACKA Edmund +C	
13 RUSINA Tomas +A		9 KOPECKY Peter	
22 PARDAVY Jan	10 HUS Roman	19 GAPA Peter	
29 NOCIAR Denis		12 PALOVIC Patrik	
15 TRENCAN Matus	23 MARUSIAK Marek	16 ZLOCHA Jan +A	
		18 SUCHARDA Andrej	
14 BACA Kristian	26 SZABO Patrik	28 BUDIAK Matus	

LEGEND

Sn Starting position

+A Assistant captain

+C Captain

Timing and Results provided by **TISSOT**



Game Summary

ESP - SVK 2 - 5 (1 - 1, 0 - 3, 1 - 1)

Spectators	Referee(s)	Linesmen
5100	OSKIRKO Iurii (RUS)	HEINONEN Timo (FIN) , LIU Ren (CHN)

Team Statistics

Period	Score	SVS	SOG	PIM	TPP	PPG	SHG
1	1 : 1	20 : 12	13 : 21	4 : 6	03:11 : 02:00	1 : 0	0 : 0
2	0 : 3	16 : 6	6 : 19	4 : 4	02:35 : 02:35	0 : 0	0 : 0
3	1 : 1	18 : 9	10 : 19	4 : 6	03:26 : 04:00	1 : 0	0 : 0
Total	2 : 5	54 : 27	29 : 59	12 : 16	09:12 : 08:35	2 : 0	0 : 0

1st Period

Action	Time	ET/Res	Team	Type	No	Name	(G)	Name of Assistant(s) / Action Description
GK	00:00		ESP		1	ALCAINE A		- Goalkeeper in
GK	00:00		SVK		1	HALO J		- Goalkeeper in
Goal	03:01	0 : 1	SVK	EQ	6	UHNAK M	(3)	20 MIHALIK D On Ice ESP 1 2 13 22 23 24 17 PIACKA E SVK 1 6 11 17 20 27
Penalty	09:13	10:24	SVK	2 min.	6	UHNAK M		- Hooking
Goal	10:24	1 : 1	ESP	PP1	15	GARCIA-ARIAS J	(2)	5 BETRAN A On Ice ESP 1 3 5 9 14 15 3 GAINZA I SVK 1 11 17 20 22 *
Penalty	10:45	12:45	SVK	2 min.	15	TRENCAN M		- Charging
Penalty	12:49	14:49	ESP	2 min.	17	FERNANDEZ-POLA A		- Tripping
Penalty	17:06	19:06	SVK	2 min.	6	UHNAK M		- Roughing
Penalty	17:06	19:06	ESP	2 min.	3	GAINZA I		- Roughing

2nd Period

Action	Time	ET/Res	Team	Type	No	Name	(G)	Name of Assistant(s) / Action Description
Penalty	26:46	28:46	SVK	2 min.	13	RUSINA T		- Interference
Penalty	27:21	29:21	ESP	2 min.	18	SOLORZANO I		- Roughing
Goal	29:24	1 : 2	SVK	EQ	13	RUSINA T	(1)	12 PALOVIC P On Ice ESP 1 2 5 12 18 24 9 KOPECKY P SVK 1 9 12 13 19 20
Goal	32:42	1 : 3	SVK	EQ	17	PIACKA E	(2)	15 TRENCAN M On Ice ESP 1 10 13 19 22 23 SVK 1 15 17 20 27 29
Penalty	33:16	35:16	SVK	2 min.	17	PIACKA E		- Hooking
Goal	37:04	1 : 4	SVK	EQ	19	GAPA P	(3)	22 PARDAVY J On Ice ESP 1 3 7 12 17 18 SVK 1 9 10 13 19 22
Penalty	37:22	39:22	ESP	2 min.	10	BRAVO JF		- Holding the Stick

3rd Period

Action	Time	ET/Res	Team	Type	No	Name	(G)	Name of Assistant(s) / Action Description
Penalty	40:22	42:22	SVK	2 min.	20	MIHALIK D		- Tripping
Goal	44:59	1 : 5	SVK	EQ	11	KETNER N	(2)	20 MIHALIK D On Ice ESP 1 2 3 8 9 14 6 UHNAK M SVK 1 6 11 17 20 27
Penalty	46:19	48:19	ESP	2 min.	7	BURGOS J		- Slashing
Penalty	51:17	53:17	ESP	2 min.	2	ALASTRUEY H		- Hooking
Time-out	57:39		SVK					
Penalty	58:29	59:55	SVK	2 min.	10	HUS R		- Hooking
GK	59:26		ESP					1 ALCAINE A - Goalkeeper out
Goal	59:55	2 : 5	ESP	PP1	22	FUENTES P	(2)	12 PEDRAZ A On Ice ESP 3 11 12 15 22 23 11 MUNOZ J SVK 1 12 16 17 22 *
GK	60:00		SVK					1 HALO J - Goalkeeper out
Penalty	60:00	60:00	SVK	2 min.	12	PALOVIC P		- Slashing

Goalkeeper Records

Team : ESP - Spain

Team : SVK - Slovakia

No	Name	SOG	SVS	MIP	No	Name	SOG	SVS	MIP
1	ALCAINE Ander	59	54	59:26	1	HALO Juraj	29	27	60:00
25	GARCIA Ignacio				2	ZIAK Jan			

Timing and Results provided by **TISSOT**



Game Statistics

Team : ESP (black)

Head Coach : TUOMI Timo

No	Pos	Name	G	A	P	PIM	FO+	FO-	FO+/-	FO%	Shots on Goal				TS	+/-
											1	2	3	OT		
3	D	GAINZA Inigo +A	0	1	1	2	0	0	0	0.00	0	2	0		2	-2
13	F	GONZALEZ Pol +C	0	0	0	0	0	0	0	0.00	0	0	0		0	-2
19	D	UBIETO Adrian	0	0	0	0	0	0	0	0.00	1	1	0		2	-1
22	F	FUENTES Patricio +A	1	0	1	0	21	10	11	67.74	1	0	2		3	-2
23	F	QUEVEDO Carlos	0	0	0	0	0	2	-2	0.00	0	1	0		1	-2
2	D	ALASTRUEY Hector	0	0	0	2	0	0	0	0.00	0	0	0		0	-3
5	F	BETRAN Adrian	0	1	1	0	11	2	9	84.62	0	0	1		1	-1
11	F	MUNOZ Juan	0	1	1	0	7	5	2	58.33	5	0	3		8	0
15	F	GARCIA-ARIAS Javier	1	0	1	0	0	0	0	0.00	1	1	2		4	0
24	D	VEA Alex	0	0	0	0	0	0	0	0.00	0	0	0		0	-2
7	F	BURGOS Jorge	0	0	0	2	0	0	0	0.00	0	0	0		0	-1
8	F	PUYUELO Pablo	0	0	0	0	1	2	-1	33.33	0	0	0		0	-1
9	F	GONZALEZ Gaston	0	0	0	0	2	1	1	66.67	0	0	0		0	-1
10	D	BRAVO Juan Francisco	0	0	0	2	0	0	0	0.00	2	0	0		2	-1
14	F	CARBONELL Alejandro	0	0	0	0	2	4	-2	33.33	1	0	1		2	-1
12	F	PEDRAZ Alejandro	0	1	1	0	0	1	-1	0.00	1	0	1		2	-2
16	F	MECO Aitor	0	0	0	0	0	1	-1	0.00	1	0	0		1	0
17	F	FERNANDEZ-POLA Angel	0	0	0	2	6	3	3	66.67	0	0	0		0	-1
18	F	SOLORZANO Ignacio	0	0	0	2	0	0	0	0.00	0	1	0		1	-2
1	GK	ALCAINE Ander	0	0	0	0					0	0	0		0	
25	GK	GARCIA Ignacio	0	0	0	0					0	0	0		0	
Total			2	4	6	12	50	31	19	61.73	13	6	10		29	

Team : SVK (white)

Head Coach : VYBOH Andrej

No	Pos	Name	G	A	P	PIM	FO+	FO-	FO+/-	FO%	Shots on Goal				TS	+/-
											1	2	3	OT		
6	F	UHNAC Martin	1	1	2	4	3	1	2	75.00	2	2	3		7	+2
11	F	KETNER Nicolas	1	0	1	0	0	0	0	0.00	0	1	3		4	+2
17	F	PIACKA Edmund +C	1	1	2	2	0	1	-1	0.00	2	2	0		4	+3
20	F	MIHALIK Denis	0	2	2	2	13	16	-3	44.83	2	0	1		3	+4
27	D	LUNTER Peter	0	0	0	0	0	0	0	0.00	1	0	2		3	+3
9	D	KOPECKY Peter	0	1	1	0	0	0	0	0.00	1	1	0		2	+2
10	F	HUS Roman	0	0	0	2	8	13	-5	38.10	0	2	1		3	+1
13	D	RUSINA Tomas +A	1	0	1	2	0	0	0	0.00	0	1	0		1	+2
19	F	GAPA Peter	1	0	1	0	0	4	-4	0.00	1	3	4		8	+2
22	F	PARDAVY Jan	0	1	1	0	0	0	0	0.00	1	2	2		5	+1
12	D	PALOVIC Patrik	0	1	1	2	0	1	-1	0.00	3	1	0		4	+1
15	F	TRENCAN Matus	0	1	1	2	0	0	0	0.00	2	1	1		4	+1
16	F	ZLOCHA Jan +A	0	0	0	0	3	2	1	60.00	2	3	0		5	0
23	F	MARUSIAK Marek	0	0	0	0	4	10	-6	28.57	0	0	2		2	0
29	D	NOCIAR Denis	0	0	0	0	0	0	0	0.00	3	0	0		3	+1
14	F	BACA Kristian	0	0	0	0	0	0	0	0.00	0	0	0		0	0
18	D	SUCHARDA Andrej	0	0	0	0	0	0	0	0.00	0	0	0		0	0
26	D	SZABO Patrik	0	0	0	0	0	2	-2	0.00	0	0	0		0	0
28	F	BUDIAK Matus	0	0	0	0	0	0	0	0.00	1	0	0		1	0
1	GK	HALO Juraj	0	0	0	0					0	0	0		0	
2	GK	ZIAK Jan	0	0	0	0					0	0	0		0	
Total			5	8	13	16	31	50	-19	38.27	21	19	19		59	



Preliminary round - Group A, Game 15


Group A

R	Team	GP	W	OTW	OTL	L	GDF	GF : GA	PTS
1	CZE	3	3	0	0	0	+15	20 : 5	9
2	SVK	3	2	0	0	1	+12	21 : 9	6
3	ESP	3	1	0	0	2	+2	12 : 10	3
4	CHN	3	0	0	0	3	-29	1 : 30	0

	CHN	CZE	ESP	SVK
CHN	*****	0:9	0:8	1:13
CZE	9:0	*****	5:2	6:3
ESP	8:0	2:5	*****	2:5
SVK	13:1	3:6	5:2	*****

LEGEND

(G) Goals in tournament	*	+/- Plus/minus net	+A Assistant captain
+C Captain	A Assists	D Defence	EA Extra attacker
EQ Equal strength	ET/Res Penalty end time/Result of game	F Forward	FO- Face-offs lost
FO% Face-offs won as percentage	FO+ Face-offs won	FO+/- Face-offs net	G Goals
GA Goals against	GDF Goal difference	GF Goals for	GK Goalkeeper
GP Games played	L Losses	MIP Minutes in play (GK)	No Jersey number
OT Overtime	OTL Overtime losses	OTW Overtime wins	P Points
PIM Penalties in minutes	Pos Position	PP1 Power play - 1 player	PPG Power play goals
PTS Points	R Rank	SHG Shorthanded goals	SOG Shots on goal
SVS Saves	TPP Time on power play	TS Total shots	W Wins

Timing and Results provided by  TISSOT




Shot Chart

ESP - SVK

Shots by SVK

Goals (o): 1 SSG (+): 20
SSP (-): 3 SPG (-): 5



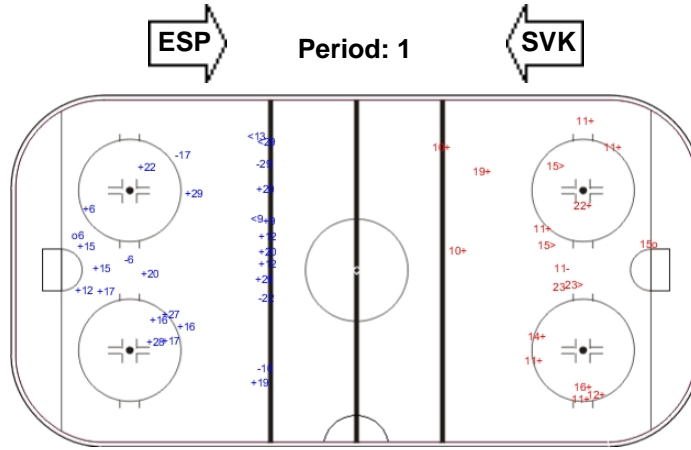
GK 1 of ESP

Shots by ESP

Goals (o): 1 SSG (+): 12
SSP (>): 3 SPG (-): 2

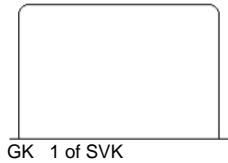


GK 1 of SVK



Shots by ESP


Goals (o): 0 SSG (+): 6
SSP (-): 5 SPG (-): 2



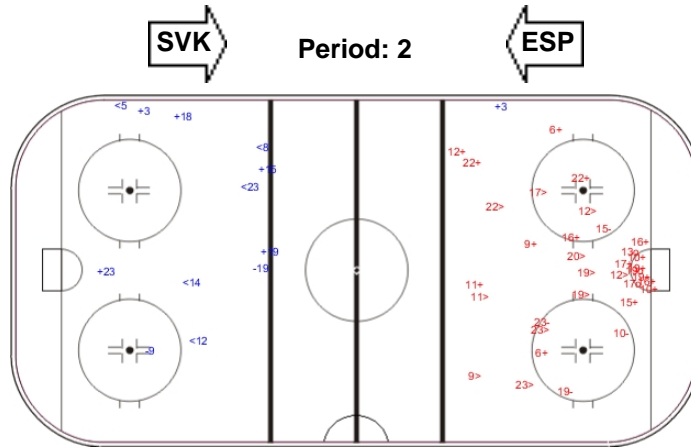
GK 1 of SVK

Shots by SVK

Goals (o): 3 SSG (+): 16
SSP (>): 11 SPG (-): 4

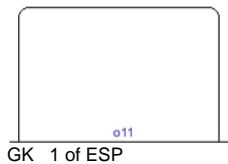


GK 1 of ESP



Shots by SVK

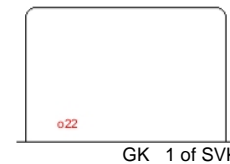
Goals (o): 1 SSG (+): 18
SSP (-): 5 SPG (-): 4



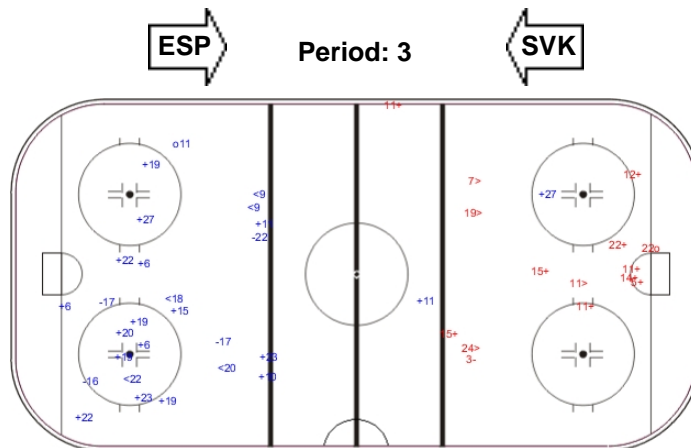
GK 1 of ESP

Shots by ESP

Goals (o): 1 SSG (+): 9
SSP (>): 4 SPG (-): 1



GK 1 of SVK



LEGEND

GK Goalkeeper **SPG** Shots past goal **SSG** Shots saved by goalkeeper **SSP** Shots saved by player

Timing and Results provided by **TISSOT**



Face-off Chart

ESP - SVK

PERIOD 1

ESP	SVK	ESP	SVK	ESP	SVK
Def. zone	Att. zone	Neutral zone		Att. zone	Def. zone
+ 11	- 10	- 22	+ 20	+ 17	- 26
- 14	+ 23	+ 22	- 20	- 12	+ 20
+ 14	- 23	+ 5	- 10	- 5	+ 6
- 14	+ 16	+ 17	- 23	+ 22	- 20
- 23	+ 20	- 9	+ 20	- 22	+ 10
- 17	+ 16			+ 5	- 20
- 23	+ 20			+ 22	- 6
- 11	+ 10			+ 22	- 17
- 11	+ 10			+ 5	- 26
+ 22	- 23				
+ 11	- 20				
+ 22	- 19				
- 11	+ 16				
+ 22	- 23				

Total wins
all zones

ESP	SVK
15 / 54%	13 / 46%

Total wins / period

6 / 43%	8 / 57%	3 / 60%	2 / 40%	6 / 67%	3 / 33%
---------	---------	---------	---------	---------	---------

PERIOD 2

ESP	SVK	ESP	SVK	ESP	SVK
Def. zone	Att. zone	Neutral zone		Att. zone	Def. zone
+ 9	- 10	- 22	+ 20	- 17	+ 20
- 16	+ 20	- 5	+ 10	- 22	+ 10
+ 22	- 12	+ 5	- 23	- 22	+ 6
+ 22	- 10	- 14	+ 20	- 11	+ 10
+ 22	- 10	+ 22	- 20	- 8	+ 10
+ 22	- 20	+ 5	- 20	+ 17	- 23
+ 5	- 23	+ 22	- 16	- 22	+ 20
- 22	+ 23	+ 8	- 20	+ 22	- 19
+ 9	- 10	+ 22	- 23	+ 22	- 10
				+ 17	- 10

Total wins
all zones

ESP	SVK
17 / 61%	11 / 39%

Total wins / period

7 / 78%	2 / 22%	6 / 67%	3 / 33%	4 / 40%	6 / 60%
---------	---------	---------	---------	---------	---------

PERIOD 3

ESP	SVK	ESP	SVK	ESP	SVK
Def. zone	Att. zone	Neutral zone		Att. zone	Def. zone
- 11	+ 10	+ 22	- 20	+ 22	- 19
+ 11	- 10	+ 5	- 10	- 14	+ 20
- 8	+ 20	- 22	+ 6	+ 14	- 10
+ 11	- 20	- 17	+ 23	+ 22	- 16
+ 11	- 20	+ 17	- 23		
+ 22	- 10	- 22	+ 20		
+ 11	- 20	- 22	+ 23		
+ 11	- 20	+ 5	- 20		
+ 22	- 20	+ 5	- 20		
		+ 17	- 23		
		+ 5	- 10		

Total wins
all zones

ESP	SVK
18 / 72%	7 / 28%

Total wins / period

--	--	--	--	--	--



Preliminary round - Group A, Game 15

		+ 5	- 19		
7 / 78%	2 / 22%	8 / 67%	4 / 33%	3 / 75%	1 / 25%

TOTAL

Total wins / game	ESP	SVK	ESP	SVK	ESP	SVK	Total wins all zones	
	Def. zone	Att. zone	Neutral zone		Att. zone	Def. zone	ESP	SVK
	20 / 63%	12 / 37%	17 / 65%	9 / 35%	13 / 57%	10 / 43%	50 / 62%	31 / 38%



HEAD TO HEAD

		SVK									Tot	wins ESP	Dz	Nz	Az
No.	6	10	12	16	17	19	20	23	26						
ESP	5	0 - 1	3 - 1				1 - 0	4 - 0	2 - 0	1 - 0	13	11 85%	1 100%	8 89%	2 67%
	8		0 - 1					1 - 1			3	1 33%	0 0%	1 100%	0 0%
	9		2 - 0					0 - 1			3	2 67%	2 100%	0 0%	
	11		2 - 4		0 - 1			5 - 0			12	7 58%	7 64%		0 0%
	12							0 - 1			1	0 0%			0 0%
	14		1 - 0		0 - 1			0 - 2	1 - 1		6	2 33%	1 33%	0 0%	1 50%
	16							0 - 1			1	0 0%	0 0%		
	17		1 - 0		0 - 1			0 - 1	4 - 1	1 - 0	9	6 67%	0 0%	3 75%	3 75%
	22	1 - 2	4 - 2	1 - 0	2 - 0	1 - 0	3 - 0	6 - 4	3 - 2		31	21 68%	9 90%	5 50%	7 64%
	23							0 - 2			2	0 0%	0 0%		
Tot	4	21	1	5	1	4	29	14	2	81	50 62%	20 63%	17 65%	13 57%	
wins SVK	3 75%	8 38%	0 0%	3 60%	0 0%	0 0%	13 45%	4 29%	0 0%	31 38%					
Dz	2 67%	4 57%		0 0%	0 0%	0 0%	4 67%	0 0%	0 0%	10 43%					
Nz	1 100%	1 25%		0 0%		0 0%	5 42%	2 29%		9 35%					
Az		3 30%	0 0%	3 100%		0 0%	4 36%	2 33%		12 37%					

LEGEND

Az Attacking zone **Dz** Defending zone **Nz** Neutral zone **Tot** Total face-offs played

Timing and Results provided by **TISSOT**



Game Roster

KOR - CAN

Referee(s)

BJALKANDER Patric (SWE)

Goalkeepers

Team: KOR

No	Name	GP	MIP	GA	SVS	SOG	SVS%	GAA
1	BAE Jangwoo	0	00:00	0	0	0	0.00	0.00
20	LEE Changmin	0	00:00	0	0	0	0.00	0.00

Team Roster

Team: KOR (blue)

No	Pos	Name	GP	G	A	PTS	PIM	+/-
1	GK	BAE Jangwoo	0	0	0	0	0	
2	F	BAN Hansoo	0	0	0	0	0	0
3	F	LEE Dounggun	0	0	0	0	0	0
4	F	LEE Sungjin	0	0	0	0	0	0
6	D	LEE Seungwon	0	0	0	0	0	0
7	D	YANG Sunghun	0	0	0	0	0	0
8	F	CHO Hyeonkuk	0	0	0	0	0	0
9	F	BYUNGGEUL Kang	0	0	0	0	0	0
10	F	YOON Sangwon	0	0	0	0	0	0
11	F	YU Shinchul	0	0	0	0	0	0
12	F	HA Jaejun	0	0	0	0	0	0
13	F	OH Seahn	0	0	0	0	0	0
14	D	LEE Sungjun	0	0	0	0	0	0
15	D	LEE Jaegy	0	0	0	0	0	0
16	D	KIM Taegyum	0	0	0	0	0	0
17	D	CHO Seokjun	0	0	0	0	0	0
18	F	KANG Yoonseok	0	0	0	0	0	0
19	F	JANG Hojun	0	0	0	0	0	0
20	GK	LEE Changmin	0	0	0	0	0	
21	F	LIM Jinsoo	0	0	0	0	0	0
22	D	HWANG Wootae	0	0	0	0	0	0
23	D	HAN Geonhee	0	0	0	0	0	0

Head Coach: KIM Heewoo

Linesmen

HEINONEN Timo (FIN) , LORENTSEN BAKLI Gjermund (NOR)

Team: CAN

No	Name	GP	MIP	GA	SVS	SOG	SVS%	GAA
1	LAZARUK Kristopher Robert	0	00:00	0	0	0	0.00	0.00
30	FLETTE Dalyn Ross	0	00:00	0	0	0	0.00	0.00
31	HOLFELD Ryan Michael	0	00:00	0	0	0	0.00	0.00


Team: CAN (white)

No	Pos	Name	GP	G	A	PTS	PIM	+/-
1	GK	LAZARUK Kristopher Robert	0	0	0	0	0	
3	D	DELAHEY Matthew Kenneth	0	0	0	0	0	0
4	D	CURRAN Kodie James	0	0	0	0	0	0
5	D	PAULSEN Luke Eric	0	0	0	0	0	0
6	D	McFAULL Kendall	0	0	0	0	0	0
7	F	MAXWELL Stanley Mitchell	0	0	0	0	0	0
8	D	MANNING Neil Alton	0	0	0	0	0	0
9	F	PEARCE Elgin James Milton	0	0	0	0	0	0
10	F	COLLINS Christopher James	0	0	0	0	0	0
11	F	REDDICK Kruise Allan	0	0	0	0	0	0
12	F	HICKMOTT Jordan Lindsay	0	0	0	0	0	0
15	F	FOWLIE Cody Joseph Allan	0	0	0	0	0	0
16	F	FOSTER Taylor Joseph	0	0	0	0	0	0
17	F	DEPAPE Jordan Matthew Orr	0	0	0	0	0	0
19	F	KOPER Levko Steven John	0	0	0	0	0	0
21	D	ROWLEY Jordan Thomas	0	0	0	0	0	0
22	D	CRAIGE Jesse Wade	0	0	0	0	0	0
23	F	McCALLUM Craig	0	0	0	0	0	0
24	F	FIDDLER Tyler Wayne	0	0	0	0	0	0
25	F	KING Kevin Jarrett	0	0	0	0	0	0
26	F	CARTIER Cody Jessie	0	0	0	0	0	0
30	GK	FLETTE Dalyn Ross	0	0	0	0	0	
31	GK	HOLFELD Ryan Michael	0	0	0	0	0	

Head Coach: ADOLPH David George

LEGEND

A Assists	D Defence	F Forward	G Goals
GA Goals against	GAA Goals against as average per 60 minutes	GK Goalkeeper	GP Games played
MIP Minutes and seconds played	No Jersey number	PIM Penalties in minutes	Pos Position
PTS Points	SOG Shots on goal	SVS Saves	SVS% Saves in percentage
+/- Plus/minus net			

Timing and Results provided by  TISSOT



Line-Ups

KOR - CAN

Referee(s)

BJALKANDER Patric (SWE)

Linesmen

HEINONEN Timo (FIN) , LORENTSEN BAKLI Gjermund (NOR)

Goalkeepers

Team: KOR

No Name

1 BAE Jangwoo
20 LEE Changmin

Team Line-ups

Team: KOR (blue)

No Pos Name

6	D	LEE Seungwon
23	D	HAN Geonhee
11	F	YU Shinchul
13	F	OH Seahn +C
18	F	KANG Yoonseok
16	D	KIM Taegyum
17	D	CHO Seokjun
3	F	LEE Dounggun
4	F	LEE Sungjin +A
10	F	YOON Sangwon
15	D	LEE Jaegy
22	D	HWANG Wootae +A
8	F	CHO Hyeonkuk
9	F	BYUNGGEUL Kang
12	F	HA Jaejun
7	D	YANG Sunghun
14	D	LEE Sungjun
2	F	BAN Hansoo
19	F	JANG Hojun
21	F	LIM Jinsoo

Head Coach: KIM Heewoo

Team: CAN

No Name

31 HOLFELD Ryan Michael
1 LAZARUK Kristopher Robert

Team: CAN (white)

No Pos Name

21	D	ROWLEY Jordan Thomas
22	D	CRAIGE Jesse Wade
11	F	REDDICK Kruse Allan +C
12	F	HICKMOTT Jordan Lindsay
16	F	FOSTER Taylor Joseph
3	D	DELAHEY Matthew Kenneth +A
6	D	McFAULL Kendall
9	F	PEARCE Elgin James Milton
10	F	COLLINS Christopher James
19	F	KOPER Levko Steven John
4	D	CURRAN Kodie James
8	D	MANNING Neil Alton
23	F	McCALLUM Craig
24	F	FIDDLER Tyler Wayne
26	F	CARTIER Cody Jessie
5	D	PAULSEN Luke Eric
7	F	MAXWELL Stanley Mitchell
15	F	FOWLIE Cody Joseph Allan
17	F	DEPAPE Jordan Matthew Orr
25	F	KING Kevin Jarrett +A

Head Coach: ADOLPH David George

NOT DRESSED:

30 GK FLETTE Dalyn Ross

LEGEND

D	Defence	F	Forward	No	Jersey number	Pos	Position
+A	Assistant captain	+C	Captain				



Graphical Line-Ups

KOR - CAN

Referee(s)

BJALKANDER Patric (SWE)

Linesmen

HEINONEN Timo (FIN) , LORENTSEN BAKLI Gjermund (NOR)

Team: KOR - Republic of Korea (blue)

Head Coach: KIM Heewoo

S1 1 BAE Jangwoo		
20 LEE Changmin		
S2 6 LEE Seungwon	S3 23 HAN Geonhee	
S6 18 KANG Yoonseok	S5 13 OH Seahn +C	S4 11 YU Shinchul
17 CHO Seokjun		16 KIM Taegyum
3 LEE Dounggun	4 LEE Sungjin +A	10 YOON Sangwon
22 HWANG Wootae +A		15 LEE Jaegy
8 CHO Hyeonkuk	12 HA Jaejun	9 BYUNGGEUL Kang
14 LEE Sungjun		7 YANG Sunghun
19 JANG Hojun	2 BAN Hansoo	21 LIM Jinsoo

Team: CAN - Canada (white)

Head Coach: ADOLPH David George

S1 31 HOLFELD Ryan Michael		
1 LAZARUK Kristopher Robert		
S2 21 ROWLEY Jordan Thomas	S3 22 CRAIGE Jesse Wade	
S4 11 REDDICK Kruse Allan +C	S6 16 FOSTER Taylor Joseph	S5 12 HICKMOTT Jordan Lindsay
6 McFAULL Kendall		3 DELAHEY Matthew Kenneth +A
19 KOPER Levko Steven John	10 COLLINS Christopher James	9 PEARCE Elgin James Milton
8 MANNING Neil Alton		4 CURRAN Kodie James
23 McCALLUM Craig	24 FIDDLER Tyler Wayne	26 CARTIER Cody Jessie
7 MAXWELL Stanley Mitchell		5 PAULSEN Luke Eric
15 FOWLIE Cody Joseph Allan	25 KING Kevin Jarrett +A	17 DEPAPE Jordan Matthew Orr

LEGEND

Sn Starting position

+A Assistant captain

+C Captain

Timing and Results provided by **TISSOT**



Game Summary

KOR - CAN 1 - 11 (1 - 1, 0 - 4, 0 - 6)

Spectators	Referee(s)	Linesmen
320	BJALKANDER Patric (SWE)	HEINONEN Timo (FIN) , LORENTSEN BAKLI Gjermund (NOR)

Team Statistics

Period	Score	SVS	SOG	PIM	TPP	PPG	SHG
1	1 : 1	24 : 3	4 : 25	4 : 16	02:43 : 04:00	1 : 0	0 : 0
2	0 : 4	15 : 3	3 : 19	2 : 2	03:20 : 02:00	0 : 0	0 : 0
3	0 : 6	18 : 7	7 : 24	2 : 4	03:04 : 00:21	0 : 1	0 : 1
Total	1 : 11	57 : 13	14 : 68	8 : 22	09:07 : 06:21	1 : 1	0 : 1

1st Period

Action	Time	ET/Res	Team	Type	No	Name	(G)	Name of Assistant(s) / Action Description
GK	00:00		KOR		1	BAE J		- Goalkeeper in
GK	00:00		CAN		31	HOLFELD RM		- Goalkeeper in
Penalty	04:04	06:04	KOR	2 min.	11	YU S		- Hooking
Penalty	08:30	10:30	KOR	2 min.	7	YANG S		- Delaying the Game
Goal	12:54	0 : 1	CAN	EQ	9	PEARCE EJM	(1)	6 McFAULL K On Ice KOR 1 2 4 8 12 15 CAN 31 3 6 7 9 19
Penalty	15:21	17:21	CAN	2 min.	15	FOWLIE CJA		- Slashing
Penalty	19:17	19:36	CAN	2 min.	22	CRAIGE JW		- Checking from Behind
Penalty	19:17	29:36	CAN	10 min.	22	CRAIGE JW		- Misconduct
Penalty	19:26	21:26	CAN	2 min.	4	CURRAN KJ		- Hooking
Goal	19:36	1 : 1	KOR	PP2	23	HAN G	(1)	On Ice KOR 1 6 11 13 18 23 CAN 31 12 16 21 *

2nd Period

Action	Time	ET/Res	Team	Type	No	Name	(G)	Name of Assistant(s) / Action Description
Penalty	23:44		KOR	PS	6	LEE S		- Hooking
Goal	23:44	1 : 2	CAN	PS	16	FOSTER TJ	(1)	11 REDDICK KA On Ice KOR 1 CAN 16
Goal	29:09	1 : 3	CAN	EQ	10	COLLINS CJ	(1)	11 REDDICK KA On Ice KOR 1 3 4 10 16 17 CAN 31 5 10 11 19 21
Goal	30:46	1 : 4	CAN	EQ	12	HICKMOTT JL	(1)	4 CURRAN KJ 16 FOSTER TJ On Ice KOR 1 8 9 12 19 22 CAN 31 4 8 12 16 25
Time-out	30:46		KOR					
GK	30:46		CAN		1	LAZARUK KR		- Goalkeeper in
Penalty	31:23	33:23	KOR	2 min.	21	LIM J		- Roughing
Goal	34:45	1 : 5	CAN	EQ	26	CARTIER CJ	(1)	24 FIDDLER TW 6 McFAULL K On Ice KOR 1 2 7 14 19 21 CAN 1 3 6 23 24 26
Penalty	38:06	40:06	CAN	2 min.	6	McFAULL K		- Tripping

3rd Period

Action	Time	ET/Res	Team	Type	No	Name	(G)	Name of Assistant(s) / Action Description
Goal	43:22	1 : 6	CAN	EQ	25	KING KJ	(1)	16 FOSTER TJ 4 CURRAN KJ On Ice KOR 1 6 11 13 18 23 CAN 1 4 8 12 16 25
Penalty	46:11	48:11	CAN	2 min.	10	COLLINS CJ		- High Sticking
Goal	46:37	1 : 7	CAN	SH1	19	KOPER LSJ	(1)	On Ice KOR 1 6 11 13 18 23 CAN 1 3 6 11 19
Goal	50:11	1 : 8	CAN	EQ	25	KING KJ	(2)	5 PAULSEN LE 22 CRAIGE JW On Ice KOR 1 2 7 14 19 21 CAN 1 5 12 16 22 25
Penalty	56:25	56:46	KOR	2 min.	21	LIM J		- Holding an opponent
Goal	56:46	1 : 9	CAN	PP1	25	KING KJ	(3)	12 HICKMOTT JL On Ice KOR 1 2 7 14 19 CAN 1 12 16 21 22 25 *
Goal	57:43	1 : 10	CAN	EQ	19	KOPER LSJ	(2)	10 COLLINS CJ 11 REDDICK KA On Ice KOR 1 3 4 10 16 17 CAN 1 3 6 10 11 19
Goal	58:43	1 : 11	CAN	EQ	26	CARTIER CJ	(2)	On Ice KOR 1 2 7 14 19 21 CAN 1 4 7 8 24 26



Preliminary round - Group B, Game 2

Action	Time	ET/Res	Team	Type	No	Name	(G)	Name of Assistant(s) / Action Description
Penalty	59:02	60:00	CAN	2 min.	4	CURRAN KJ		- Tripping
GK	60:00		KOR					1 BAE J - Goalkeeper out
GK	60:00		CAN					1 LAZARUK KR - Goalkeeper out

Goalkeeper Records

Team : KOR - Republic of Korea

Team : CAN - Canada

No	Name	SOG	SVS	MIP
1	BAE Jangwoo	68	57	60:00
20	LEE Changmin			

No	Name	SOG	SVS	MIP
31	HOLFELD Ryan Michael	6	5	30:46
1	LAZARUK Kristopher Robert	8	8	29:14

Game Statistics

Team : KOR (blue)

Head Coach : KIM Heewoo

No	Pos	Name	G	A	P	PIM	FO+	FO-	FO+/-	FO%	Shots on Goal					TS	+/-
											1	2	3	OT	TS		
6	D	LEE Seungwon	0	0	0	0	0	0	0	0.00	0	0	0	0	0	-2	
11	F	YU Shinchul	0	0	0	2	1	2	-1	33.33	0	0	4	4	4	-2	
13	F	OH Seahn +C	0	0	0	0	14	17	-3	45.16	1	1	0	2	2	-2	
18	F	KANG Yoonseok	0	0	0	0	0	0	0	0.00	0	0	0	0	0	-2	
23	D	HAN Geonhee	1	0	1	0	0	0	0	0.00	1	1	0	2	2	-2	
3	F	LEE Dounggun	0	0	0	0	0	0	0	0.00	0	0	0	0	0	-2	
4	F	LEE Sungjin +A	0	0	0	0	6	12	-6	33.33	0	0	0	0	0	-3	
10	F	YOON Sangwon	0	0	0	0	0	2	-2	0.00	0	0	1	1	1	-2	
16	D	KIM Taegyum	0	0	0	0	0	0	0	0.00	0	0	0	0	0	-2	
17	D	CHO Seokjun	0	0	0	0	0	0	0	0.00	0	0	1	1	1	-2	
8	F	CHO Hyeonkuk	0	0	0	0	0	0	0	0.00	1	0	0	1	1	-2	
9	F	BYUNGGEUL Kang	0	0	0	0	0	1	-1	0.00	0	0	0	0	0	-1	
12	F	HA Jaejun	0	0	0	0	3	10	-7	23.08	0	0	0	0	0	-2	
15	D	LEE Jaegyu	0	0	0	0	0	0	0	0.00	0	0	0	0	0	-1	
22	D	HWANG Wootae +A	0	0	0	0	0	0	0	0.00	1	0	0	1	1	-1	
2	F	BAN Hansoo	0	0	0	0	6	10	-4	37.50	0	0	0	0	0	-4	
7	D	YANG Sunghun	0	0	0	2	0	0	0	0.00	0	1	0	1	1	-3	
14	D	LEE Sungjun	0	0	0	0	0	0	0	0.00	0	0	0	0	0	-3	
19	F	JANG Hojun	0	0	0	0	0	0	0	0.00	0	0	1	1	1	-4	
21	F	LIM Jinsoo	0	0	0	4	0	0	0	0.00	0	0	0	0	0	-3	
1	GK	BAE Jangwoo	0	0	0	0					0	0	0	0	0		
20	GK	LEE Changmin	0	0	0	0					0	0	0	0	0		
Total			1	0	1	8	30	54	-24	35.71	4	3	7	14			

Team : CAN (white)

Head Coach : ADOLPH David George

No	Pos	Name	G	A	P	PIM	FO+	FO-	FO+/-	FO%	Shots on Goal					TS	+/-
											1	2	3	OT	TS		
11	F	REDDICK Kruse Allan +C	0	3	3	0	12	4	8	75.00	3	1	1	5	5	+3	
12	F	HICKMOTT Jordan Lindsay	1	1	2	0	0	0	0	0.00	2	2	0	4	4	+3	
16	F	FOSTER Taylor Joseph	1	2	3	0	11	8	3	57.89	1	1	1	3	3	+3	
21	D	ROWLEY Jordan Thomas	0	0	0	0	0	0	0	0.00	3	2	2	7	7	+1	
22	D	CRAIGE Jesse Wade	0	1	1	12	0	0	0	0.00	1	0	0	1	1	+1	
3	D	DELAHEY Matthew Kenneth +A	0	0	0	0	0	0	0	0.00	0	1	0	1	1	+4	
6	D	McFAULL Kendall	0	2	2	2	0	1	-1	0.00	3	2	0	5	5	+4	
9	F	PEARCE Elgin James Milton	1	0	1	0	3	2	1	60.00	2	2	1	5	5	+1	
10	F	COLLINS Christopher James	1	1	2	2	5	2	3	71.43	1	2	1	4	4	+2	
19	F	KOPER Levko Steven John	2	0	2	0	0	0	0	0.00	1	1	3	5	5	+4	
4	D	CURRAN Kodie James	0	2	2	4	0	0	0	0.00	1	1	0	2	2	+3	
8	D	MANNING Neil Alton	0	0	0	0	0	0	0	0.00	3	0	1	4	4	+3	
23	F	McCALLUM Craig	0	0	0	0	0	0	0	0.00	1	1	0	2	2	+1	
24	F	FIDDLER Tyler Wayne	0	1	1	0	5	9	-4	35.71	1	0	2	3	3	+2	
26	F	CARTIER Cody Jessie	2	0	2	0	1	0	1	100.00	0	1	1	2	2	+2	
5	D	PAULSEN Luke Eric	0	1	1	0	0	0	0	0.00	0	1	0	1	1	+2	
7	F	MAXWELL Stanley Mitchell	0	0	0	0	11	2	9	84.62	0	0	3	3	3	+2	

Timing and Results provided by TISSOT



Preliminary round - Group B, Game 2

Head Coach : ADOLPH David George

No	Pos	Name	G	A	P	PIM	FO+	FO-	FO+/-	FO%	Shots on Goal					+/-
											1	2	3	OT	TS	
15	F	FOWLIE Cody Joseph Allan	0	0	0	2	0	1	-1	0.00	2	0	1		3	0
17	F	DEPAPE Jordan Matthew Orr	0	0	0	0	0	0	0	0.00	0	0	2		2	0
25	F	KING Kevin Jarrett +A	3	0	3	0	6	1	5	85.71	0	1	5		6	+3
1	GK	LAZARUK Kristopher Robert	0	0	0	0					0	0	0		0	
31	GK	HOLFELD Ryan Michael	0	0	0	0					0	0	0		0	
Total			11	14	25	22	54	30	24	64.29	25	19	24		68	


Group B

R	Team	GP	W	OTW	OTL	L	GDF	GF : GA	PTS
1	CAN	1	1	0	0	0	+10	11 : 1	3
2	KOR	1	0	0	0	1	-10	1 : 11	0
-	RUS	0							
-	SWE	0							

	CAN	KOR	RUS	SWE
CAN	*****	11:1	SAT 07 FEB 17:00	THU 05 FEB 17:00
KOR	1:11	*****	THU 05 FEB 13:30	SAT 07 FEB 13:30
RUS	SAT 07 FEB 17:00	THU 05 FEB 13:30	*****	TUE 03 FEB 20:30
SWE	THU 05 FEB 17:00	SAT 07 FEB 13:30	TUE 03 FEB 20:30	*****

LEGEND

(G) Goals in tournament	* does not count for Plus/minus	+/- Plus/minus net	+A Assistant captain
+C Captain	A Assists	D Defence	EQ Equal strength
ET/Res Penalty end time/Result of game	F Forward	FO- Face-offs lost	FO% Face-offs won as percentage
FO+ Face-offs won	FO+/- Face-offs net	G Goals	GA Goals against
GDF Goal difference	GF Goals for	GK Goalkeeper	GP Games played
L Losses	MIP Minutes in play (GK)	No Jersey number	OT Overtime
OTL Overtime losses	OTW Overtime wins	P Points	PIM Penalties in minutes
Pos Position	PP1 Power play - 1 player	PP2 Power play - 2 players	PPG Power play goals
PS Penalty shot	PTS Points	R Rank	SH1 Shorthanded - 1 player
SHG Shorthanded goals	SOG Shots on goal	SVS Saves	TPP Time on power play
TS Total shots	W Wins		

Timing and Results provided by  TISSOT



Shot Chart

KOR - CAN

Shots by CAN


Goals (o): 1 SSG (+): 24
SSP (-): 3 SPG (-): 9



GK 1 of KOR

Shots by KOR

Goals (o): 0 SSG (+): 3
SSP (-): 0 SPG (-): 1

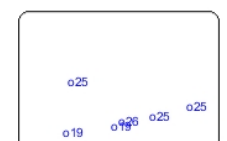


GK 1 of CAN

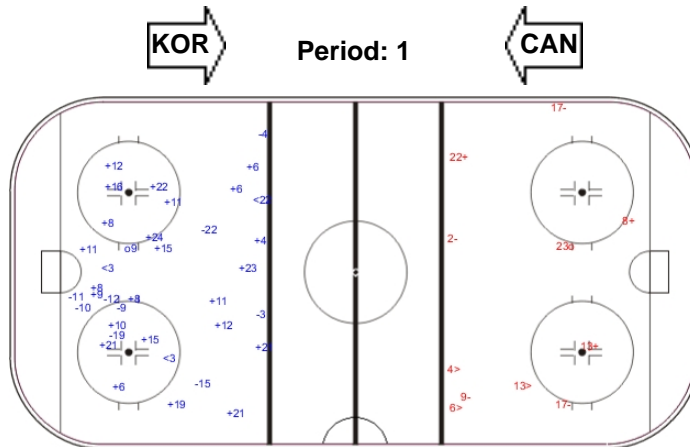
GK 31 of CAN

Shots by CAN

Goals (o): 6 SSG (+): 18
SSP (-): 2 SPG (-): 7



GK 1 of KOR



Shots by KOR

Goals (o): 1 SSG (+): 3
SSP (-): 3 SPG (-): 4



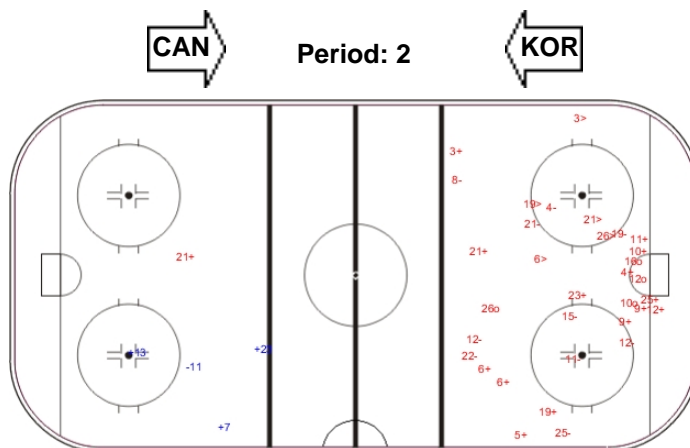
GK 31 of CAN

Shots by CAN

Goals (o): 4 SSG (+): 15
SSP (-): 5 SPG (-): 10



GK 1 of KOR

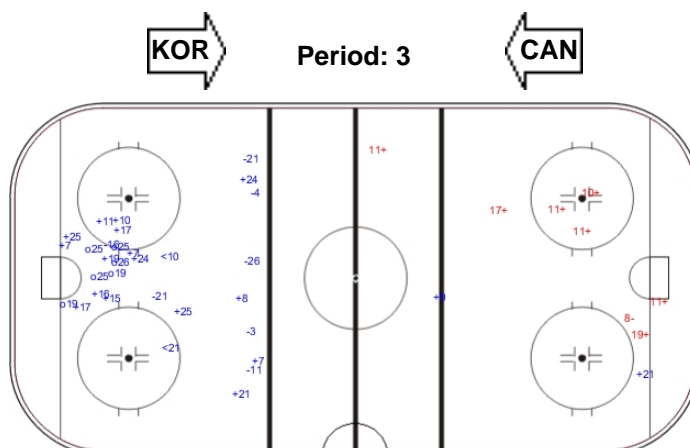


Shots by KOR

Goals (o): 0 SSG (+): 7
SSP (-): 0 SPG (-): 1



GK 1 of CAN



LEGEND

GK Goalkeeper **SPG** Shots past goal **SSG** Shots saved by goalkeeper **SSP** Shots saved by player

Timing and Results provided by **TISSOT**



Face-off Chart

KOR - CAN

PERIOD 1

	KOR	CAN	Neutral zone		KOR	CAN	Total wins all zones				
	Def. zone	Att. zone	KOR	CAN	Att. zone	Def. zone					
	- 2	+ 24	+ 13	- 16	- 12	+ 25	<table border="1"> <thead> <tr><th>KOR</th><th>CAN</th></tr> </thead> <tbody> <tr><td>12 / 41%</td><td>17 / 59%</td></tr> </tbody> </table>	KOR	CAN	12 / 41%	17 / 59%
KOR	CAN										
12 / 41%	17 / 59%										
	+ 4	- 10	- 13	+ 16	- 4	+ 7					
	+ 12	- 10	- 10	+ 10	- 2	+ 25					
	+ 2	- 25	+ 13	- 24	- 13	+ 24					
	- 12	+ 10	- 2	+ 10	+ 13	- 16					
	+ 2	- 16	+ 4	- 24	+ 13	- 16					
	- 2	+ 16	+ 13	- 24	+ 11	- 16					
	- 13	+ 10									
	- 4	+ 10									
	- 9	+ 25									
	+ 4	- 7									
	- 12	+ 7									
	- 13	+ 16									
	- 4	+ 25									
	- 13	+ 24									
Total wins / period	5 / 33%	10 / 67%	4 / 57%	3 / 43%	3 / 43%	4 / 57%					

PERIOD 2

	KOR	CAN	Neutral zone		KOR	CAN	Total wins all zones				
	Def. zone	Att. zone	KOR	CAN	Att. zone	Def. zone					
	- 4	+ 11	+ 13	- 24	+ 2	- 6	<table border="1"> <thead> <tr><th>KOR</th><th>CAN</th></tr> </thead> <tbody> <tr><td>8 / 31%</td><td>18 / 69%</td></tr> </tbody> </table>	KOR	CAN	8 / 31%	18 / 69%
KOR	CAN										
8 / 31%	18 / 69%										
	- 12	+ 16	- 12	+ 16	+ 13	- 24					
	+ 13	- 9	- 2	+ 7	- 13	+ 24					
	- 4	+ 11	- 13	+ 7							
	- 4	+ 11	- 13	+ 9							
	- 13	+ 16	- 4	+ 11							
	- 4	+ 11	- 2	+ 7							
	- 4	+ 11	- 4	+ 11							
	+ 4	- 15	- 2	+ 7							
			+ 2	- 7							
			- 13	+ 7							
			- 12	+ 16							
			+ 12	- 16							
			+ 13	- 11							
Total wins / period	2 / 22%	7 / 78%	4 / 29%	10 / 71%	2 / 67%	1 / 33%					

PERIOD 3

	KOR	CAN	Neutral zone		KOR	CAN	Total wins all zones				
	Def. zone	Att. zone	KOR	CAN	Att. zone	Def. zone					
	- 4	+ 11	- 13	+ 16	- 13	+ 7	<table border="1"> <thead> <tr><th>KOR</th><th>CAN</th></tr> </thead> <tbody> <tr><td>10 / 34%</td><td>19 / 66%</td></tr> </tbody> </table>	KOR	CAN	10 / 34%	19 / 66%
KOR	CAN										
10 / 34%	19 / 66%										
	+ 12	- 24	- 2	+ 7	- 13	+ 11					
	+ 13	- 24	+ 13	- 16	+ 4	- 11					
	- 2	+ 16	- 4	+ 9	- 10	+ 11					
	- 11	+ 11	- 13	+ 11	- 12	+ 24					
	+ 2	- 16	+ 4	- 9	- 11	+ 25					
Total wins / period											



Preliminary round - Group B, Game 2

- 12	+ 26	- 12	+ 7		
- 13	+ 16	+ 13	- 11		
+ 13	- 24	- 13	+ 7		
- 2	+ 16	- 12	+ 9		
+ 13	- 11	+ 2	- 24		
		- 13	+ 25		
5 / 45%	6 / 55%	4 / 33%	8 / 67%	1 / 17%	5 / 83%

TOTAL

Total wins / game	KOR	CAN	Neutral zone		KOR	CAN	Total wins all zones	
	Def. zone	Att. zone			Att. zone	Def. zone	KOR	CAN
	12 / 34%	23 / 66%	12 / 36%	21 / 64%	6 / 38%	10 / 62%	30 / 36%	54 / 64%



HEAD TO HEAD

		CAN										Tot	wins KOR	Dz	Nz	Az
No.	6	7	9	10	11	15	16	24	25	26						
KOR	2	1 - 0	1 - 4		0 - 1			2 - 3	1 - 1	1 - 1		16	6 38%	3 43%	2 29%	1 50%
	4		1 - 1	1 - 1	1 - 1	1 - 8	1 - 0		1 - 0	0 - 1		18	6 33%	3 27%	2 40%	1 50%
	9									0 - 1		1	0 0%	0 0%		
	10				0 - 1	0 - 1						2	0 0%		0 0%	0 0%
	11					0 - 1		1 - 0		0 - 1		3	1 33%	0 0%		1 50%
	12		0 - 2	0 - 1	1 - 1			1 - 3	1 - 1	0 - 1	0 - 1	13	3 23%	2 33%	1 20%	0 0%
	13		0 - 4	1 - 1	0 - 1	3 - 2		4 - 5	6 - 3	0 - 1		31	14 45%	4 44%	7 47%	3 43%
Tot	1	13	5	7	16	1	19	14	7	1	84	30 36%	12 34%	12 36%	6 38%	
wins CAN	0 0%	11 85%	3 60%	5 71%	12 75%	0 0%	11 58%	5 36%	6 86%	1 100%	54 64%					
Dz	0 0%	2 100%			2 67%		0 0%	3 75%	3 100%		10 62%					
Nz		8 89%	3 75%	2 100%	3 60%		4 57%	0 0%	1 100%		21 64%					
Az		1 50%	0 0%	3 60%	7 88%	0 0%	7 78%	2 40%	2 67%	1 100%	23 66%					

LEGEND

Az Attacking zone **Dz** Defending zone **Nz** Neutral zone **Tot** Total face-offs played

Timing and Results provided by **TISSOT**



Game Roster

RUS - SWE

Referee(s)

HEIKKINEN Lassi (FIN)

Goalkeepers

Team: RUS

No	Name	GP	MIP	GA	SVS	SOG	SVS%	GAA
1	EVDOKIMOV Gleb	0	00:00	0	0	0	0.00	0.00
20	BELOV Sergey	0	00:00	0	0	0	0.00	0.00

Team Roster

Team: RUS (red)

No	Pos	Name	GP	G	A	PTS	PIM	+/-
1	GK	EVDOKIMOV Gleb	0	0	0	0	0	
2	D	VASILYEV Valerii	0	0	0	0	0	0
8	F	GIMATOV Eduard	0	0	0	0	0	0
9	F	GORDEEV Artem	0	0	0	0	0	0
11	D	AKISHIN Dmitrii	0	0	0	0	0	0
12	D	CHEREPANOV Nikita	0	0	0	0	0	0
13	F	TORCHENYUK Alexander	0	0	0	0	0	0
14	F	KLIMCHUK Mikhail	0	0	0	0	0	0
15	F	ALESHIN Egor	0	0	0	0	0	0
16	F	LEBEDEV Alexander	0	0	0	0	0	0
17	F	FEDOROV Artem	0	0	0	0	0	0
19	D	RAFIKOV Rushan	0	0	0	0	0	0
20	GK	BELOV Sergey	0	0	0	0	0	
21	F	SOLOVYEV Evgeny	0	0	0	0	0	0
22	F	BARBASHEV Sergey	0	0	0	0	0	0
23	D	MASLOV Kirill	0	0	0	0	0	0
24	F	KRIVCHENKO Egor	0	0	0	0	0	0
25	D	BOLSHAKOV Alexander	0	0	0	0	0	0
26	F	PETRAKOV Ivan	0	0	0	0	0	0
27	F	SHINGAREEV Timur	0	0	0	0	0	0
28	D	VIKINA Evgeny	0	0	0	0	0	0
29	F	LEE Oleg	0	0	0	0	0	0

Head Coach: UVAEV Viacheslav

Linesmen

PARK Jun Soo (KOR) , VANOOSTEN Nathan (CAN)

Team: SWE

No	Name	GP	MIP	GA	SVS	SOG	SVS%	GAA
1	LJUNG Arvid	0	00:00	0	0	0	0.00	0.00
2	HVITFELDT Henrik	0	00:00	0	0	0	0.00	0.00
30	HELIN Emil	0	00:00	0	0	0	0.00	0.00

Team: SWE (yellow)

No	Pos	Name	GP	G	A	PTS	PIM	+/-
1	GK	LJUNG Arvid	0	0	0	0	0	
2	GK	HVITFELDT Henrik	0	0	0	0	0	
3	D	BACKESTEN Joel	0	0	0	0	0	0
4	D	STIGBORN Adam	0	0	0	0	0	0
5	D	LYRVALL Erik	0	0	0	0	0	0
6	D	JIGMALM Freddie	0	0	0	0	0	0
7	F	JONSSON Daniel	0	0	0	0	0	0
8	D	PELTONIEMI Fredrik	0	0	0	0	0	0
9	F	BJORK LINDSTROM Victor	0	0	0	0	0	0
10	F	GRONROS Andre	0	0	0	0	0	0
11	F	ORRSVEDEN Magnus	0	0	0	0	0	0
12	D	WESTLUND Wiking	0	0	0	0	0	0
14	D	NYQUIST Oscar	0	0	0	0	0	0
15	F	ANDERSSON Daniel	0	0	0	0	0	0
16	F	BERGQVIST Stefan	0	0	0	0	0	0
17	F	SALDEEN Justus	0	0	0	0	0	0
18	F	ORTEVALL Marcus	0	0	0	0	0	0
19	F	RONNEBACK THOMSON Joachim	0	0	0	0	0	0
20	F	GRONSKOG Niklas	0	0	0	0	0	0
23	F	ROGNE Eric	0	0	0	0	0	0
24	D	HERTZBERG Tim	0	0	0	0	0	0
30	GK	HELIN Emil	0	0	0	0	0	

Head Coach: TIGER Mats

LEGEND

A Assists	D Defence	F Forward	G Goals
GA Goals against	GAA Goals against as average per 60 minutes	GK Goalkeeper	GP Games played
MIP Minutes and seconds played	No Jersey number	PIM Penalties in minutes	Pos Position
PTS Points	SOG Shots on goal	SVS Saves	SVS% Saves in percentage
+/- Plus/minus net			

Timing and Results provided by **TISSOT**



Line-Ups

RUS - SWE

Referee(s)

HEIKKINEN Lassi (FIN)

Goalkeepers

Team: RUS

No Name

1 EVDOKIMOV Gleb
20 BELOV Sergey

Team Line-ups

Team: RUS (red)

No Pos Name

2 D	VASILYEV Valerii
19 D	RAFIKOV Rushan +A
16 F	LEBEDEV Alexander
26 F	PETRAKOV Ivan
27 F	SHINGAREEV Timur
25 D	BOLSHAKOV Alexander
28 D	VIKSNA Evgeny
13 F	TORCHENYUK Alexander +C
22 F	BARBASHEV Sergey
29 F	LEE Oleg
11 D	AKISHIN Dmitrii
8 F	GIMATOV Eduard
9 F	GORDEEV Artem
14 F	KLIMCHUK Mikhail +A
24 F	KRIVCHENKO Egor
12 D	CHEREPANOV Nikita
23 D	MASLOV Kirill
15 F	ALESHIN Egor
17 F	FEDOROV Artem
21 F	SOLOVYEV Evgeny

Head Coach: UVAEV Viacheslav

Linesmen

PARK Jun Soo (KOR) , VANOOSTEN Nathan (CAN)

Team: SWE

No Name

1 LJUNG Arvid
30 HELIN Emil

Team: SWE (yellow)

No Pos Name

5 D	LYRVALL Erik
12 D	WESTLUND Wiking +A
17 F	SALDEEN Justus
19 F	RONNEBACK THOMSON Joachim +C
20 F	GRONSKOG Niklas
3 D	BACKESTEN Joel
24 D	HERTZBERG Tim
7 F	JONSSON Daniel
9 F	BJORK LINDSTROM Victor
15 F	ANDERSSON Daniel
4 D	STIGBORN Adam +A
14 D	NYQUIST Oscar
11 F	ORRSVEDEN Magnus
16 F	BERGQVIST Stefan
18 F	ORTEVALL Marcus
6 D	JIGMALM Freddie
8 D	PELTONIEMI Fredrik
10 F	GRONROS Andre
23 F	ROGNE Eric

Head Coach: TIGER Mats

NOT DRESSED:

2 GK HVITFELDT Henrik

LEGEND

D	Defence	F	Forward	No	Jersey number	Pos	Position
+A	Assistant captain	+C	Captain				

Timing and Results provided by **TISSOT**



Graphical Line-Ups

RUS - SWE

Referee(s)

HEIKKINEN Lassi (FIN)

Linesmen

PARK Jun Soo (KOR) , VANOOSTEN Nathan (CAN)

Team: RUS - Russian Federation (red)

Head Coach: UVAEV Viacheslav

S1 1 EVDOKIMOV Gleb		
20 BELOV Sergey		
S3 19 RAFIKOV Rushan +A	S2 2 VASILYEV Valerii	
S6 27 SHINGAREEV Timur	S5 26 PETRAKOV Ivan	S4 16 LEBEDEV Alexander
28 VIKSNA Evgeny		25 BOLSHAKOV Alexander
22 BARBASHEV Sergey	13 TORCHENYUK Alexander +C	29 LEE Oleg
24 KRIVCHENKO Egor		11 AKISHIN Dmitrii
8 GIMATOV Eduard	9 GORDEEV Artem	14 KLIMCHUK Mikhail +A
12 CHEREPANOV Nikita		23 MASLOV Kirill
17 FEDOROV Artem	21 SOLOVYEV Evgeny	15 ALESHIN Egor

Team: SWE - Sweden (yellow)

Head Coach: TIGER Mats

S1 1 LJUNG Arvid		
30 HELIN Emil		
S3 12 WESTLUND Wiking +A	S2 5 LYRVALL Erik	
S6 20 GRONSKOG Niklas	S5 19 RONNEBACK THOMSON Joachim +C	S4 17 SALDEEN Justus
3 BACKESTEN Joel		24 HERTZBERG Tim
7 JONSSON Daniel	15 ANDERSSON Daniel	9 BJORK LINDSTROM Victor
4 STIGBORN Adam +A		14 NYQUIST Oscar
11 ORRSVEDEN Magnus	16 BERGQVIST Stefan	18 ORTEVALL Marcus
6 JIGMALM Freddie		8 PELTONIEMI Fredrik
10 GRONROS Andre	23 ROGNE Eric	

LEGEND

Sn Starting position

+A Assistant captain

+C Captain

Timing and Results provided by **TISSOT**



Game Summary

RUS - SWE 5 - 1 (2 - 0, 1 - 1, 2 - 0)

Spectators	Referee(s)	Linesmen
800	HEIKKINEN Lassi (FIN)	PARK Jun Soo (KOR) , VANOOSTEN Nathan (CAN)

Team Statistics

Period	Score	SVS	SOG	PIM	TPP	PPG	SHG
1	2 : 0	2 : 8	10 : 2	2 : 2	02:00 : 02:00	0 : 0	0 : 0
2	1 : 1	4 : 14	15 : 5	6 : 4	01:28 : 02:16	0 : 1	0 : 0
3	2 : 0	2 : 25	26 : 2	4 : 8	06:01 : 03:40	0 : 0	0 : 0
Total	5 : 1	8 : 47	51 : 9	12 : 14	09:29 : 07:56	0 : 1	0 : 0

1st Period

Action	Time	ET/Res	Team	Type	No	Name	(G)	Name of Assistant(s) / Action Description
GK	00:00		RUS		1	EVDOKIMOV G		- Goalkeeper in
GK	00:00		SWE		1	LJUNG A		- Goalkeeper in
Goal	04:26	1 : 0	RUS	EQ	8	GIMATOV E	(1)	14 KLIMCHUK M On Ice RUS 1 8 9 11 14 19 SWE 1 3 11 16 18 24
Penalty	06:24	08:24	SWE	2 min.	14	NYQUIST O		- Slashing
Goal	13:49	2 : 0	RUS	EQ	26	PETRAKOV I	(1)	16 LEBEDEV A On Ice RUS 1 2 16 19 26 27 SWE 1 4 7 9 14 16
Penalty	16:44	18:44	RUS	2 min.	19	RAFIKOV R		- Interference

2nd Period

Action	Time	ET/Res	Team	Type	No	Name	(G)	Name of Assistant(s) / Action Description
Goal	22:07	3 : 0	RUS	EQ	8	GIMATOV E	(2)	14 KLIMCHUK M On Ice RUS 1 2 8 9 11 14 9 GORDEEV A SWE 1 3 9 11 16 24
Penalty	27:41	28:29	RUS	2 min.	21	SOLOVYEV E		- High Sticking
Goal	28:29	3 : 1	SWE	PP1	16	BERGQVIST S	(1)	20 GRONSKOG N On Ice RUS 1 22 25 28 29 19 RONNEBACK SWE 1 5 12 16 19 20 THOMSON J *
Penalty	29:12	31:12	RUS	2 min.	19	RAFIKOV R		- Tripping
Penalty	30:40	32:40	SWE	2 min.	3	BACKESTEN J		- Holding an opponent
Penalty	38:37	40:37	SWE	2 min.	17	SALDEEN J		- Roughing
Penalty	38:37	40:37	RUS	2 min.	15	ALESHIN E		- Roughing

3rd Period

Action	Time	ET/Res	Team	Type	No	Name	(G)	Name of Assistant(s) / Action Description
Penalty	41:17	43:17	RUS	2 min.	22	BARBASHEV S		- Interference
Penalty	42:57	44:57	SWE	2 min.	9	BJORK LINDSTROM V		- Tripping
Penalty	45:04	47:04	RUS	2 min.	8	GIMATOV E		- Slashing
Goal	49:47	4 : 1	RUS	EQ	29	LEE O	(1)	22 BARBASHEV S On Ice RUS 1 13 22 25 28 29 SWE 1 5 12 14 19 20
Penalty	50:44	52:44	SWE	2 min.	12	WESTLUND W		- Hooking
Goal	53:30	5 : 1	RUS	EQ	17	FEDOROV A	(1)	15 ALESHIN E On Ice RUS 1 12 15 17 21 23 12 CHEREPANOV N SWE 1 3 11 16 18 24
Penalty	55:37	57:37	SWE	2 min.	16	BERGQVIST S		- Slashing
Penalty	59:39	60:00	SWE	2 min.	9	BJORK LINDSTROM V		- Hooking
GK	60:00		RUS					1 EVDOKIMOV G - Goalkeeper out
GK	60:00		SWE					1 LJUNG A - Goalkeeper out

Goalkeeper Records

Team : RUS - Russian Federation

Team : SWE - Sweden

No	Name	SOG	SVS	MIP	No	Name	SOG	SVS	MIP
1	EVDOKIMOV Gleb	9	8	60:00	1	LJUNG Arvid	51	46	60:00
20	BELOV Sergey				30	HELIN Emil			

Game Statistics

Timing and Results provided by **TISSOT**



Preliminary round - Group B, Game 3

Team : RUS (red)

Head Coach : UVAEV Viacheslav

No	Pos	Name	G	A	P	PIM	FO+	FO-	FO+/-	FO%	Shots on Goal					+/-
											1	2	3	OT	TS	
2	D	VASILYEV Valerii	0	0	0	0	0	0	0	0.00	1	2	4		7	+2
16	F	LEBEDEV Alexander	0	1	1	0	1	1	0	50.00	0	0	0		0	+1
19	D	RAFIKOV Rushan +A	0	0	0	4	0	0	0	0.00	0	1	1		2	+2
26	F	PETRAKOV Ivan	1	0	1	0	11	9	2	55.00	1	1	4		6	+1
27	F	SHINGAREEV Timur	0	0	0	0	1	0	1	100.00	0	0	1		1	+1
13	F	TORCHENYUK Alexander +C	0	0	0	0	15	2	13	88.24	1	1	0		2	+1
22	F	BARBASHEV Sergey	0	1	1	2	2	0	2	100.00	0	0	1		1	+1
25	D	BOLSHAKOV Alexander	0	0	0	0	0	0	0	0.00	0	1	0		1	+1
28	D	VIKSNA Evgeny	0	0	0	0	1	1	0	50.00	1	0	1		2	+1
29	F	LEE Oleg	1	0	1	0	0	0	0	0.00	0	1	3		4	+1
8	F	GIMATOV Eduard	2	0	2	2	0	0	0	0.00	1	1	1		3	+2
9	F	GORDEEV Artem	0	1	1	0	15	7	8	68.18	0	1	1		2	+2
11	D	AKISHIN Dmitrii	0	0	0	0	0	0	0	0.00	1	1	1		3	+2
14	F	KLIMCHUK Mikhail +A	0	2	2	0	0	0	0	0.00	1	1	0		2	+2
24	F	KRIVCHENKO Egor	0	0	0	0	0	0	0	0.00	0	0	0		0	0
12	D	CHEREPANOV Nikita	0	1	1	0	0	0	0	0.00	0	0	3		3	+1
15	F	ALESHIN Egor	0	1	1	2	2	1	1	66.67	1	0	2		3	+1
17	F	FEDOROV Artem	1	0	1	0	0	0	0	0.00	1	1	2		4	+1
21	F	SOLOVYEV Evgeny	0	0	0	2	8	6	2	57.14	0	1	0		1	+1
23	D	MASLOV Kirill	0	0	0	0	0	0	0	0.00	1	2	1		4	+1
1	GK	EVDOKIMOV Gleb	0	0	0	0					0	0	0		0	
20	GK	BELOV Sergey	0	0	0	0					0	0	0		0	
Total			5	7	12	12	56	27	29	67.47	10	15	26		51	

Team : SWE (yellow)


Head Coach : TIGER Mats

No	Pos	Name	G	A	P	PIM	FO+	FO-	FO+/-	FO%	Shots on Goal					+/-
											1	2	3	OT	TS	
5	D	LYRVALL Erik	0	0	0	0	0	0	0	0.00	0	0	0		0	-1
12	D	WESTLUND Wiking +A	0	0	0	2	0	0	0	0.00	0	1	0		1	-1
17	F	SALDEEN Justus	0	0	0	2	0	0	0	0.00	0	0	0		0	0
19	F	RONNEBACK THOMSON Joachim +C	0	1	1	0	12	20	-8	37.50	0	1	0		1	-1
20	F	GRONSKOG Niklas	0	1	1	0	0	0	0	0.00	0	1	0		1	-1
3	D	BACKESTEN Joel	0	0	0	2	0	0	0	0.00	0	0	0		0	-3
7	F	JONSSON Daniel	0	0	0	0	0	0	0	0.00	0	0	0		0	-1
9	F	BJORK LINDSTROM Victor	0	0	0	4	2	6	-4	25.00	1	0	0		1	-2
15	F	ANDERSSON Daniel	0	0	0	0	8	10	-2	44.44	0	0	0		0	0
24	D	HERTZBERG Tim	0	0	0	0	0	0	0	0.00	0	0	0		0	-3
4	D	STIGBORN Adam +A	0	0	0	0	0	0	0	0.00	0	0	0		0	-1
11	F	ORRSVEDEN Magnus	0	0	0	0	0	1	-1	0.00	0	0	0		0	-3
14	D	NYQUIST Oscar	0	0	0	2	0	0	0	0.00	0	0	0		0	-2
16	F	BERGQVIST Stefan	1	0	1	2	4	15	-11	21.05	0	1	0		1	-4
18	F	ORTEVALL Marcus	0	0	0	0	0	0	0	0.00	1	1	0		2	-2
6	D	JIGMALM Freddie	0	0	0	0	0	0	0	0.00	0	0	1		1	0
8	D	PELTONIEMI Fredrik	0	0	0	0	0	0	0	0.00	0	0	0		0	0
10	F	GRONROS Andre	0	0	0	0	0	0	0	0.00	0	0	1		1	0
23	F	ROGNE Eric	0	0	0	0	0	2	-2	0.00	0	0	0		0	0
1	GK	LJUNG Arvid	0	0	0	0					0	0	0		0	
30	GK	HELIN Emil	0	0	0	0					0	0	0		0	
Total			1	2	3	14	27	56	-29	32.53	2	5	2		9	

Group B

R	Team	GP	W	OTW	OTL	L	GDF	GF : GA	PTS
1	CAN	1	1	0	0	0	+10	11 : 1	3
2	RUS	1	1	0	0	0	+4	5 : 1	3
3	SWE	1	0	0	0	1	-4	1 : 5	0
4	KOR	1	0	0	0	1	-10	1 : 11	0

	CAN	KOR	RUS	SWE
CAN	*****	11:1	SAT 07 FEB 17:00	THU 05 FEB 17:00
KOR	1:11	*****	THU 05 FEB 13:30	SAT 07 FEB 13:30
RUS	SAT 07 FEB 17:00	THU 05 FEB 13:30	*****	5:1
SWE	THU 05 FEB 17:00	SAT 07 FEB 13:30	1:5	*****

Timing and Results provided by 



LEGEND			
(G)	Goals in tournament	*	does not count for Plus/minus
+C	Captain	A	Assists
ET/Res	Penalty end time/Result of game	F	Forward
FO+	Face-offs won	FO+/-	Face-offs net
GDF	Goal difference	GF	Goals for
L	Losses	MIP	Minutes in play (GK)
OTL	Overtime losses	OTW	Overtime wins
Pos	Position	PP1	Power play - 1 player
R	Rank	SHG	Shorthanded goals
TPP	Time on power play	TS	Total shots
		+/-	Plus/minus net
		D	Defence
		FO-	Face-offs lost
		G	Goals
		GK	Goalkeeper
		No	Jersey number
		P	Points
		PPG	Power play goals
		SOG	Shots on goal
		W	Wins
		+A	Assistant captain
		EQ	Equal strength
		FO%	Face-offs won as percentage
		GA	Goals against
		GP	Games played
		OT	Overtime
		PIM	Penalties in minutes
		PTS	Points
		SVS	Saves



Shot Chart

RUS - SWE

Shots by SWE


Goals (o): 0 SSG (+): 2
SSP (-): 1 SPG (-): 3



GK 1 of RUS

Shots by RUS

Goals (o): 1 SSG (+): 14
SSP (-): 10 SPG (-): 13



GK 1 of SWE

Shots by SWE

Goals (o): 0 SSG (+): 2
SSP (-): 1 SPG (-): 3



GK 1 of RUS

LEGEND

GK Goalkeeper **SPG** Shots past goal **SSG** Shots saved by goalkeeper **SSP** Shots saved by player



Face-off Chart

RUS - SWE

PERIOD 1

RUS		SWE		RUS		SWE		RUS		SWE		Total wins all zones	
Def. zone	Att. zone	Neutral zone		Att. zone	Def. zone							RUS	SWE
+ 26	- 19	+ 26	- 19	+ 13	- 15								
+ 16	- 19	- 21	+	+ 9	- 16								
- 16	+ 15	+ 26	- 19	+ 9	- 16								
+ 13	-	+ 13	- 16	- 13	+ 16								
+ 27	- 15			- 21	+ 15								
- 13	+ 16			- 26	+ 15								
+ 9	-			+ 21	- 11								
+ 13	- 19												
+ 13	- 19												
Total wins / period		7 / 78%	2 / 22%	3 / 75%	1 / 25%	4 / 57%	3 / 43%					14 / 70%	6 / 30%

PERIOD 2

RUS		SWE		RUS		SWE		RUS		SWE		Total wins all zones	
Def. zone	Att. zone	Neutral zone		Att. zone	Def. zone							RUS	SWE
+ 26	- 23	- 26	+ 19	- 9	+ 15								
- 28	+ 19	+ 9	- 19	+ 26	- 23								
+ 22	- 19	+ 13	- 16	+ 13	- 19								
+ 26	- 19	+ 9	- 15	- 9	+ 19								
- 26	+ 19	+ 9	- 15	+ 15	- 19								
+ 9	- 19	+ 13	- 15	- 26	+ 15								
+ 9	- 15	- 26	+ 15	+ 21	- 15								
- 26	+ 19			- 9	+ 15								
+ 28	- 19			+ 13	- 16								
+ 13	- 16			+ 13	- 16								
				- 26	+ 19								
				+ 9	- 15								
				+ 21	- 16								
				+ 26	- 19								
				+ 9	- 15								
				- 9	+ 15								
				+ 9	- 15								
				- 21	+ 19								
Total wins / period		7 / 70%	3 / 30%	5 / 71%	2 / 29%	11 / 61%	7 / 39%					23 / 66%	12 / 34%

PERIOD 3

RUS		SWE		RUS		SWE		RUS		SWE		Total wins all zones	
Def. zone	Att. zone	Neutral zone		Att. zone	Def. zone							RUS	SWE
- 9	+ 19	+ 26	- 19	- 15	+ 16								
- 9	+ 9	+ 15	- 16	+ 22	- 19								
+ 21	- 9	+ 21	- 9	+ 9	- 19								
- 26	+ 19	- 9	+ 19	- 21	+ 9								
- 26	+ 19	- 21	+ 16	+ 26	- 16								
+ 9	- 9	+ 26	- 19	+ 26	- 16								
				+ 13	- 9								
				+ 13	- 9								
Total wins / period												19 / 68%	9 / 32%



				- 21	+ 19
				+ 9	- 16
				+ 9	- 16
				+ 13	- 19
				+ 13	- 19
				+ 21	- 9
				+ 21	- 16
				+ 21	- 16
2 / 33%	4 / 67%	4 / 67%	2 / 33%	13 / 81%	3 / 19%

TOTAL

	RUS		SWE		RUS		SWE		Total wins all zones	
	Def. zone	Att. zone	Neutral zone	Neutral zone	Att. zone	Def. zone		RUS	SWE	
Total wins / game	16 / 64%	9 / 36%	12 / 71%	5 / 29%	28 / 68%	13 / 32%		56 / 67%	27 / 33%	



HEAD TO HEAD

		SWE										
No.	9	11	15	16	19	23	Tot	wins RUS	Dz	Nz	Az	
RUS	9	1 - 1		6 - 3	4 - 0	3 - 3		22	15 68%	4 67%	3 75%	8 67%
	13	2 - 0		2 - 0	5 - 2	5 - 0		17	15 88%	4 80%	3 100%	8 89%
	15				1 - 1	1 - 0		3	2 67%		1 100%	1 50%
	16			0 - 1		1 - 0		2	1 50%	1 50%		
	21	3 - 1	1 - 0	1 - 1	3 - 1	0 - 2		14	8 57%	1 100%	1 33%	6 60%
	22					2 - 0		2	2 100%	1 100%		1 100%
	26			0 - 3	2 - 0	7 - 6	2 - 0	20	11 55%	3 43%	4 67%	4 57%
	27			1 - 0				1	1 100%	1 100%		
	28					1 - 1		2	1 50%	1 50%		
Tot	8	1	18	19	32	2	83	56 67%	16 64%	12 71%	28 68%	
wins SWE	2 25%	0 0%	8 44%	4 21%	12 38%	0 0%	27 33%					
Dz	1 25%	0 0%	6 55%	2 15%	4 36%	0 0%	13 32%					
Nz	0 0%		1 25%	1 25%	2 29%		5 29%					
Az	1 33%		1 33%	1 50%	6 43%	0 0%	9 36%					

LEGEND

Az Attacking zone **Dz** Defending zone **Nz** Neutral zone **Tot** Total face-offs played

Timing and Results provided by **TISSOT**



Game Roster

RUS - KOR

Referee(s)

PIGUILLEM PEREZ de ROZAS Marc (ESP)

Goalkeepers

Team: RUS

No	Name	GP	MIP	GA	SVS	SOG	SVS%	GAA
1	EVDOKIMOV Gleb	1	60:00	1	8	9	88.89	1.00
20	BELOV Sergey	1	00:00	0	0	0	0.00	0.00

Team Roster

Team: RUS (red)

No	Pos	Name	GP	G	A	PTS	PIM	+/-
1	GK	EVDOKIMOV Gleb	1	0	0	0	0	
2	D	VASILYEV Valerii	1	0	0	0	0	+2
8	F	GIMATOV Eduard	1	2	0	2	2	+2
9	F	GORDEEV Artem	1	0	1	1	0	+2
11	D	AKISHIN Dmitrii	1	0	0	0	0	+2
12	D	CHEREPANOV Nikita	1	0	1	1	0	+1
13	F	TORCHENYUK Alexander +C	1	0	0	0	0	+1
14	F	KLIMCHUK Mikhail +A	1	0	2	2	0	+2
15	F	ALESHIN Egor	1	0	1	1	2	+1
16	F	LEBEDEV Alexander	1	0	1	1	0	+1
17	F	FEDOROV Artem	1	1	0	1	0	+1
19	D	RAFIKOV Rushan +A	1	0	0	0	4	+2
20	GK	BELOV Sergey	1	0	0	0	0	
21	F	SOLOVYEV Evgeny	1	0	0	0	2	+1
22	F	BARBASHEV Sergey	1	0	1	1	2	+1
23	D	MASLOV Kirill	1	0	0	0	0	+1
24	F	KRIVCHENKO Egor	1	0	0	0	0	0
25	D	BOLSHAKOV Alexander	1	0	0	0	0	+1
26	F	PETRAKOV Ivan	1	1	0	1	0	+1
27	F	SHINGAREEV Timur	1	0	0	0	0	+1
28	D	VIKSNA Evgeny	1	0	0	0	0	+1
29	F	LEE Oleg	1	1	0	1	0	+1

Head Coach: UVAEV Viacheslav

Linesmen

ICHIKAWA Shunsuke (JPN) , TROBAJO NAVARRO Carlos (ESP)

Team: KOR

No	Name	GP	MIP	GA	SVS	SOG	SVS%	GAA
1	BAE Jangwoo	1	60:00	11	57	68	83.82	11.00
20	LEE Changmin	1	00:00	0	0	0	0.00	0.00

Team: KOR (white)

No	Pos	Name	GP	G	A	PTS	PIM	+/-
1	GK	BAE Jangwoo	1	0	0	0	0	
2	F	BAN Hansoo	1	0	0	0	0	-4
3	F	LEE Dounggun	1	0	0	0	0	-2
4	F	LEE Sungjin +A	1	0	0	0	0	-3
6	D	LEE Seungwon	1	0	0	0	0	-2
7	D	YANG Sunghun	1	0	0	0	2	-3
8	F	CHO Hyeonkuk	1	0	0	0	0	-2
9	F	BYUNGGEUL Kang	1	0	0	0	0	-1
10	F	YOON Sangwon	1	0	0	0	0	-2
11	F	YU Shinchul	1	0	0	0	2	-2
12	F	HA Jaejun	1	0	0	0	0	-2
13	F	OH Seahn +C	1	0	0	0	0	-2
14	D	LEE Sungjun	1	0	0	0	0	-3
15	D	LEE Jaegyuu	1	0	0	0	0	-1
16	D	KIM Taegyum	1	0	0	0	0	-2
17	D	CHO Seokjun	1	0	0	0	0	-2
18	F	KANG Yoonseok	1	0	0	0	0	-2
19	F	JANG Hojun	1	0	0	0	0	-4
20	GK	LEE Changmin	1	0	0	0	0	
21	F	LIM Jinsoo	1	0	0	0	4	-3
22	D	HWANG Wootae +A	1	0	0	0	0	-1
23	D	HAN Geonhee	1	1	0	1	0	-2

Head Coach: KIM Heewoo

LEGEND

A Assists	D Defence	F Forward	G Goals
GA Goals against	GAA Goals against as average per 60 minutes	GK Goalkeeper	GP Games played
MIP Minutes and seconds played	No Jersey number	PIM Penalties in minutes	Pos Position
PTS Points	SOG Shots on goal	SVS Saves	SVS% Saves in percentage
+/- Plus/minus net	+A Assistant captain	+C Captain	

Timing and Results provided by **TISSOT**



Line-Ups

RUS - KOR

Referee(s)

FIGUILLEM PEREZ de ROZAS Marc (ESP)

Linesmen

ICHIKAWA Shunsuke (JPN) , TROBAJO NAVARRO Carlos (ESP)

Goalkeepers

Team: RUS

No Name

20 BELOV Sergey
1 EVDOKIMOV Gleb

Team: KOR

No Name

20 LEE Changmin
1 BAE Jangwoo

Team Line-ups

Team: RUS (red)

No Pos Name

25	D	BOLSHAKOV Alexander
28	D	VIKSNA Evgeny
13	F	TORCHENYUK Alexander +C
22	F	BARBASHEV Sergey
29	F	LEE Oleg
2	D	VASILYEV Valerii
19	D	RAFIKOV Rushan +A
16	F	LEBEDEV Alexander
26	F	PETRAKOV Ivan
27	F	SHINGAREEV Timur
11	D	AKISHIN Dmitrii
8	F	GIMATOV Eduard
9	F	GORDEEV Artem
14	F	KLIMCHUK Mikhail +A
21	F	SOLOVYEV Evgeny
12	D	CHEREPANOV Nikita
23	D	MASLOV Kirill
15	F	ALESHIN Egor
17	F	FEDOROV Artem
24	F	KRIVCHENKO Egor

Head Coach: UVAEV Viacheslav

No Pos Name

6	D	LEE Seungwon
23	D	HAN Geonhee
11	F	YU Shinchul
13	F	OH Seahn +C
18	F	KANG Yoonseok
16	D	KIM Taegyum
17	D	CHO Seokjun
3	F	LEE Dounggun
4	F	LEE Sungjin +A
10	F	YOON Sangwon
15	D	LEE Jaegy
22	D	HWANG Wootae +A
8	F	CHO Hyeonkuk
12	F	HA Jaejun
7	D	YANG Sunghun
14	D	LEE Sungjun
2	F	BAN Hansoo
19	F	JANG Hojun
21	F	LIM Jinsoo

Team: KOR (white)

Head Coach: KIM Heewoo

NOT DRESSED:

9 F BYUNGGEUL Kang

LEGEND

D	Defence	F	Forward	No	Jersey number	Pos	Position
+A	Assistant captain	+C	Captain				

Timing and Results provided by **TISSOT**



Graphical Line-Ups

RUS - KOR

Referee(s)

FIGUILLEM PEREZ de ROZAS Marc (ESP)

Linesmen

ICHIKAWA Shunsuke (JPN) , TROBAJO NAVARRO Carlos (ESP)

Team: RUS - Russian Federation (red)

Head Coach: UVAEV Viacheslav

S1 20 BELOV Sergey		
1 EVDOKIMOV Gleb		
S2 25 BOLSHAKOV Alexander	S3 28 VIKSNA Evgeny	
S5 22 BARBASHEV Sergey	S4 13 TORCHENYUK Alexander +C	S6 29 LEE Oleg
19 RAFIKOV Rushan +A		2 VASILYEV Valerii
27 SHINGAREEV Timur	26 PETRAKOV Ivan	16 LEBEDEV Alexander
11 AKISHIN Dmitrii		21 SOLOVYEV Evgeny
8 GIMATOV Eduard	9 GORDEEV Artem	14 KLIMCHUK Mikhail +A
12 CHEREPANOV Nikita		23 MASLOV Kirill
17 FEDOROV Artem	24 KRIVCHENKO Egor	15 ALESHIN Egor

Team: KOR - Republic of Korea (white)

Head Coach: KIM Heewoo

S1 20 LEE Changmin		
1 BAE Jangwoo		
S3 23 HAN Geonhee	S2 6 LEE Seungwon	
S4 11 YU Shinchul	S5 13 OH Seahn +C	S6 18 KANG Yoonseok
17 CHO Seokjun		16 KIM Taegyum
3 LEE Dounggun	10 YOON Sangwon	4 LEE Sungjin +A
22 HWANG Wootae +A		15 LEE Jaegyung
12 HA Jaejun		8 CHO Hyeonkuk
14 LEE Sungjun		7 YANG Sunghun
21 LIM Jinsoo	2 BAN Hansoo	19 JANG Hojun

LEGEND

Sn Starting position

+A Assistant captain

+C Captain

Timing and Results provided by **TISSOT**



Game Summary

RUS - KOR 13 - 0 (5 - 0 , 4 - 0 , 4 - 0)

Spectators	Referee(s)	Linesmen
85	PIGUILLEM PEREZ de ROZAS Marc (ESP)	ICHIKAWA Shunsuke (JPN) , TROBAJO NAVARRO Carlos (ESP)

Team Statistics

Period	Score	SVS	SOG	PIM	TPP	PPG	SHG
1	5 : 0	5 : 10	15 : 5	0 : 0	00:00 : 00:00	0 : 0	0 : 0
2	4 : 0	4 : 22	26 : 4	0 : 4	03:33 : 00:00	1 : 0	0 : 0
3	4 : 0	5 : 20	24 : 5	0 : 2	02:00 : 00:00	0 : 0	0 : 0
Total	13 : 0	14 : 52	65 : 14	0 : 6	05:33 : 00:00	1 : 0	0 : 0

1st Period

Action	Time	ET/Res	Team	Type	No	Name	(G)	Name of Assistant(s) / Action Description
GK	00:00		RUS		20	BELOV S		- Goalkeeper in
GK	00:00		KOR		20	LEE C		- Goalkeeper in
Goal	00:36	1 : 0	RUS	EQ	27	SHINGAREEV T	(1)	26 PETRAKOV I On Ice RUS 20 2 16 19 26 27 16 LEBEDEV A KOR 20 6 11 13 18 23
Goal	03:12	2 : 0	RUS	EQ	26	PETRAKOV I	(2)	16 LEBEDEV A On Ice RUS 20 2 16 19 26 27 17 FEDOROV A KOR 20 6 11 13 18 23
Goal	07:56	3 : 0	RUS	EQ	28	VIKSNA E	(1)	26 PETRAKOV I On Ice RUS 20 11 16 26 27 28 16 LEBEDEV A KOR 20 11 12 13 16 18
Goal	08:42	4 : 0	RUS	EQ	14	KLIMCHUK M	(1)	28 VIKSNA E On Ice RUS 20 8 9 11 14 28 KOR 20 3 4 10 16 17
Goal	09:38	5 : 0	RUS	EQ	17	FEDOROV A	(2)	24 KRIVCHENKO E On Ice RUS 20 15 17 24 25 28 15 ALESHIN E KOR 20 2 7 14 19 21
GK	09:38		KOR		1	BAE J		- Goalkeeper in 20 LEE C - Goalkeeper out

2nd Period

Action	Time	ET/Res	Team	Type	No	Name	(G)	Name of Assistant(s) / Action Description
Penalty	20:47	22:47	KOR	2 min.	10	YOON S		- Boarding
Goal	28:13	6 : 0	RUS	EQ	16	LEBEDEV A	(1)	27 SHINGAREEV T On Ice RUS 20 2 16 19 26 27 KOR 1 6 11 13 18 23
Goal	30:10	7 : 0	RUS	EQ	22	BARBASHEV S	(1)	13 TORCHENYUK A On Ice RUS 20 13 22 25 28 29 KOR 1 3 4 10 16 17
Penalty	35:11	36:44	KOR	2 min.	16	KIM T		- Slashing
Goal	36:44	8 : 0	RUS	PP1	24	KRIVCHENKO E	(1)	17 FEDOROV A On Ice RUS 20 12 17 21 23 24 21 SOLOVYEV E KOR 1 4 8 12 15 *
Goal	37:38	9 : 0	RUS	EQ	22	BARBASHEV S	(2)	13 TORCHENYUK A On Ice RUS 20 13 22 25 28 29 29 LEE O KOR 1 2 7 14 19 21

3rd Period

Action	Time	ET/Res	Team	Type	No	Name	(G)	Name of Assistant(s) / Action Description
Goal	41:08	10 : 0	RUS	EQ	28	VIKSNA E	(2)	29 LEE O On Ice RUS 20 13 22 25 28 29 KOR 1 6 11 13 18 23
Goal	42:54	11 : 0	RUS	EQ	17	FEDOROV A	(3)	21 SOLOVYEV E On Ice RUS 20 12 17 21 23 24 24 KRIVCHENKO E KOR 1 7 14 19 21 23
Goal	43:05	12 : 0	RUS	EQ	22	BARBASHEV S	(3)	On Ice RUS 20 13 22 25 28 29 KOR 1 7 14 19 21 23
Time-out	51:18		KOR					
Goal	51:59	13 : 0	RUS	EQ	14	KLIMCHUK M	(2)	8 GIMATOV E On Ice RUS 20 8 9 11 14 15 KOR 1 3 4 10 16 17
Penalty	56:05	58:05	KOR	2 min.	6	LEE S		- Tripping
GK	60:00		RUS					20 BELOV S - Goalkeeper out
GK	60:00		KOR					1 BAE J - Goalkeeper out



Goalkeeper Records

Team : RUS - Russian Federation

Team : KOR - Republic of Korea

No	Name	SOG	SVS	MIP
20	BELOV Sergey	14	14	60:00
1	EVDOKIMOV Gleb			

No	Name	SOG	SVS	MIP
1	BAE Jangwoo	56	48	50:22
20	LEE Changmin	9	4	09:38

Game Statistics

Team : RUS (red)

Head Coach : UVAEV Viacheslav

No	Pos	Name	G	A	P	PIM	FO+	FO-	FO+/-	FO%	Shots on Goal					+/-
											1	2	3	OT	TS	
13	F	TORCHENYUK Alexander +C	0	2	2	0	6	6	0	50.00	2	1	0		3	+4
22	F	BARBASHEV Sergey	3	0	3	0	3	3	0	50.00	1	3	1		5	+4
25	D	BOLSHAKOV Alexander	0	0	0	0	0	0	0	0.00	1	0	0		1	+5
28	D	VIKSNA Evgeny	2	1	3	0	0	1	-1	0.00	3	0	1		4	+7
29	F	LEE Oleg	0	2	2	0	1	0	1	100.00	0	2	3		5	+4
2	D	VASILYEV Valerii	0	0	0	0	0	0	0	0.00	0	3	5		8	+3
16	F	LEBEDEV Alexander	1	3	4	0	0	1	-1	0.00	0	3	1		4	+4
19	D	RAFIKOV Rushan +A	0	0	0	0	0	0	0	0.00	0	2	1		3	+3
26	F	PETRAKOV Ivan	1	2	3	0	9	6	3	60.00	1	1	0		2	+4
27	F	SHINGAREEV Timur	1	1	2	0	1	0	1	100.00	2	0	0		2	+4
8	F	GIMATOV Eduard	0	1	1	0	0	1	-1	0.00	0	0	2		2	+2
9	F	GORDEEV Artem	0	0	0	0	12	6	6	66.67	0	1	0		1	+2
11	D	AKISHIN Dmitrii	0	0	0	0	0	0	0	0.00	0	0	0		0	+3
14	F	KLIMCHUK Mikhail +A	2	0	2	0	0	0	0	0.00	1	1	3		5	+2
21	F	SOLOVYEV Evgeny	0	2	2	0	0	0	0	0.00	0	0	0		0	+1
12	D	CHEREPANOV Nikita	0	0	0	0	0	0	0	0.00	0	2	0		2	+1
15	F	ALESHIN Egor	0	1	1	0	0	0	0	0.00	2	3	1		6	+2
17	F	FEDOROV Artem	2	2	4	0	0	0	0	0.00	2	1	3		6	+2
23	D	MASLOV Kirill	0	0	0	0	0	0	0	0.00	0	0	2		2	+1
24	F	KRIVCHENKO Egor	1	2	3	0	8	6	2	57.14	0	3	1		4	+2
1	GK	EVDOKIMOV Gleb	0	0	0	0					0	0	0		0	
20	GK	BELOV Sergey	0	0	0	0					0	0	0		0	
Total			13	19	32	0	40	30	10	57.14	15	26	24		65	

Team : KOR (white)

Head Coach : KIM Heewoo

No	Pos	Name	G	A	P	PIM	FO+	FO-	FO+/-	FO%	Shots on Goal					+/-
											1	2	3	OT	TS	
6	D	LEE Seungwon	0	0	0	2	0	0	0	0.00	0	0	0		0	-4
11	F	YU Shinchul	0	0	0	0	1	2	-1	33.33	1	1	0		2	-5
13	F	OH Seahn +C	0	0	0	0	9	12	-3	42.86	1	0	1		2	-5
18	F	KANG Yoonseok	0	0	0	0	1	0	1	100.00	0	0	0		0	-5
23	D	HAN Geonhee	0	0	0	0	0	1	-1	0.00	0	0	0		0	-6
3	F	LEE Dounggun	0	0	0	0	0	4	-4	0.00	0	1	0		1	-3
4	F	LEE Sungjin +A	0	0	0	0	13	7	6	65.00	0	1	0		1	-3
10	F	YOON Sangwon	0	0	0	2	0	1	-1	0.00	0	0	0		0	-3
16	D	KIM Taegyum	0	0	0	2	0	0	0	0.00	0	0	1		1	-4
17	D	CHO Seokjun	0	0	0	0	0	0	0	0.00	1	0	0		1	-3
8	F	CHO Hyeonkuk	0	0	0	0	0	0	0	0.00	0	0	0		0	0
12	F	HA Jaejun	0	0	0	0	2	6	-4	25.00	1	0	1		2	-1
15	D	LEE Jaegyuu	0	0	0	0	0	0	0	0.00	0	0	0		0	0
22	D	HWANG Wootae +A	0	0	0	0	0	0	0	0.00	0	1	0		1	0
2	F	BAN Hansoo	0	0	0	0	4	6	-2	40.00	0	0	1		1	-2
7	D	YANG Sunghun	0	0	0	0	0	0	0	0.00	0	0	0		0	-4
14	D	LEE Sungjun	0	0	0	0	0	0	0	0.00	1	0	0		1	-4
19	F	JANG Hojun	0	0	0	0	0	1	-1	0.00	0	0	0		0	-4
21	F	LIM Jinsoo	0	0	0	0	0	0	0	0.00	0	0	1		1	-4
1	GK	BAE Jangwoo	0	0	0	0					0	0	0		0	
20	GK	LEE Changmin	0	0	0	0					0	0	0		0	

Timing and Results provided by  TISSOT



Preliminary round - Group B, Game 6

Head Coach : KIM Heewoo

No	Pos	Name	G	A	P	PIM	FO+	FO-	FO+/-	FO%	Shots on Goal					+/-
											1	2	3	OT	TS	
Total			0	0	0	6	30	40	-10	42.86	5	4	5	14		


Group B

R	Team	GP	W	OTW	OTL	L	GDF	GF : GA	PTS
1	RUS	2	2	0	0	0	+17	18 : 1	6
2	CAN	1	1	0	0	0	+10	11 : 1	3
3	SWE	1	0	0	0	1	-4	1 : 5	0
4	KOR	2	0	0	0	2	-23	1 : 24	0

	CAN	KOR	RUS	SWE
CAN	*****	11:1	SAT 07 FEB 17:00	THU 05 FEB 17:00
KOR	1:11	*****	0:13	SAT 07 FEB 13:30
RUS	SAT 07 FEB 17:00	13:0	*****	5:1
SWE	THU 05 FEB 17:00	SAT 07 FEB 13:30	1:5	*****

LEGEND

(G) Goals in tournament	* does not count for Plus/minus	+/- Plus/minus net	+A Assistant captain
+C Captain	A Assists	D Defence	EQ Equal strength
ET/Res Penalty end time/Result of game	F Forward	FO- Face-offs lost	FO% Face-offs won as percentage
FO+ Face-offs won	FO+/- Face-offs net	G Goals	GA Goals against
GDF Goal difference	GF Goals for	GK Goalkeeper	GP Games played
L Losses	MIP Minutes in play (GK)	No Jersey number	OT Overtime
OTL Overtime losses	OTW Overtime wins	P Points	PIM Penalties in minutes
Pos Position	PP1 Power play - 1 player	PPG Power play goals	PTS Points
R Rank	SHG Shorthanded goals	SOG Shots on goal	SVS Saves
TTP Time on power play	TS Total shots	W Wins	

Timing and Results provided by  TISSOT



Shot Chart

RUS - KOR

Shots by KOR

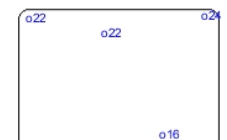
Goals (o): 0
SSP (<): 0
SSG (+): 5
SPG (-): 1



GK 20 of RUS

Shots by RUS


Goals (o): 4
SSP (<): 8
SSG (+): 22
SPG (-): 8



GK 1 of KOR

Shots by KOR

Goals (o): 0
SSP (<): 2
SSG (+): 5
SPG (-): 1



GK 20 of RUS

LEGEND

GK Goalkeeper **SPG** Shots past goal **SSG** Shots saved by goalkeeper **SSP** Shots saved by player



Face-off Chart

RUS - KOR

PERIOD 1

RUS	KOR	RUS	KOR	RUS	KOR	Total wins all zones	
						RUS	KOR
Def. zone	Att. zone	Neutral zone		Att. zone	Def. zone		
+ 26	- 13	- 13	+ 13	+ 26	- 13	12 / 60%	8 / 40%
- 26	+ 11	- 9	+ 4	+ 13	- 19		
+ 29	- 2	+ 9	- 4	+ 26	- 13		
- 13	+ 13	+ 13	- 23	+ 26	- 13		
+ 26	- 13	- 9	+ 4	- 9	+ 4		
+ 9	- 12	- 8	+ 4	- 26	+ 13		
		+ 24	- 12				
		+ 13	- 2				
Total wins / period		4 / 50%	4 / 50%	4 / 67%	2 / 33%		

PERIOD 2

RUS	KOR	RUS	KOR	RUS	KOR	Total wins all zones	
						RUS	KOR
Def. zone	Att. zone	Neutral zone		Att. zone	Def. zone		
- 13	+ 4	- 13	+ 4	- 26	+ 13	13 / 48%	14 / 52%
- 22	+ 13	+ 9	- 12	- 24	+ 12		
- 22	+ 2	- 26	+ 13	+ 22	- 2		
		- 9	+ 18	- 13	+ 4		
		+ 24	- 2	+ 9	- 10		
		- 13	+ 4	+ 24	- 2		
		- 16	+ 13	+ 9	- 3		
		+ 24	- 4	+ 9	- 3		
		- 26	+ 4	+ 13	- 12		
		+ 9	- 11	- 22	+ 4		
				+ 26	- 3		
				+ 9	- 13		
				- 24	+ 12		
				+ 24	- 4		
Total wins / period		4 / 40%	6 / 60%	9 / 64%	5 / 36%		

PERIOD 3

RUS	KOR	RUS	KOR	RUS	KOR	Total wins all zones	
						RUS	KOR
Def. zone	Att. zone	Neutral zone		Att. zone	Def. zone		
- 24	+ 2	+ 22	- 13	+ 9	- 12	15 / 65%	8 / 35%
- 24	+ 2	- 28	+ 4	- 9	+ 4		
- 24	+ 13	+ 22	- 2	+ 9	- 4		
+ 24	- 11	+ 27	- 13	+ 26	- 13		
+ 13	- 4	+ 26	- 13	+ 9	- 4		
- 26	+ 2	+ 24	- 13	- 9	+ 4		
				+ 9	- 4		
				- 24	+ 13		
				+ 24	- 13		
				+ 13	- 12		
				+ 26	- 3		
Total wins / period		5 / 83%	1 / 17%	8 / 73%	3 / 27%		



TOTAL

Total wins / game	RUS		KOR		RUS		KOR		Total wins all zones	
	Def. zone	Att. zone	Neutral zone	Neutral zone	Att. zone	Def. zone	Att. zone	Def. zone	RUS	KOR
	6 / 40%	9 / 60%	13 / 54%	11 / 46%	21 / 68%	10 / 32%	40 / 57%	30 / 43%		



HEAD TO HEAD

		KOR										Tot	wins RUS	Dz	Nz	Az
No.	2	3	4	10	11	12	13	18	19	23						
RUS	8			0 - 1								1	0 0%		0 0%	
	9		2 - 0	4 - 5	1 - 0	1 - 0	3 - 0	1 - 0	0 - 1			18	12 67%	1 100%	3 50%	8 73%
	13	1 - 0		1 - 4			2 - 0	0 - 2		1 - 0	1 - 0	12	6 50%	1 33%	2 40%	3 75%
	16							0 - 1				1	0 0%		0 0%	
	22	2 - 1		0 - 1				1 - 1				6	3 50%	0 0%	2 100%	1 50%
	24	2 - 2		2 - 0		1 - 0	1 - 2	2 - 2				14	8 57%	1 25%	4 100%	3 50%
	26	0 - 1	2 - 0	0 - 1		0 - 1		7 - 3				15	9 60%	2 50%	1 33%	6 75%
	27							1 - 0				1	1 100%		1 100%	
	28			0 - 1								1	0 0%		0 0%	
	29	1 - 0										1	1 100%	1 100%		
Tot	10	4	20	1	3	8	21	1	1	1	70	40 57%	6 40%	13 54%	21 68%	
wins KOR	4 40%	0 0%	13 65%	0 0%	1 33%	2 25%	9 43%	1 100%	0 0%	0 0%	30 43%					
Dz	0 0%	0 0%	5 56%	0 0%		2 40%	3 33%		0 0%		10 32%					
Nz	0 0%		7 78%		0 0%	0 0%	3 43%	1 100%		0 0%	11 46%					
Az	4 80%		1 50%		1 50%	0 0%	3 60%				9 60%					

LEGEND

Az Attacking zone **Dz** Defending zone **Nz** Neutral zone **Tot** Total face-offs played

Timing and Results provided by **TISSOT**



Game Roster

CAN - SWE

Referee(s)

OSKIRKO Iurii (RUS)

Goalkeepers

Team: CAN

No	Name	GP	MIP	GA	SVS	SOG	SVS%	GAA
1	LAZARUK Kristopher Robert	1	29:14	0	8	8	100.00	0.00
30	FLETTE Dalyn Ross	0	00:00	0	0	0	0.00	0.00
31	HOLFELD Ryan Michael	1	30:46	1	5	6	83.33	1.95

Team Roster

Team: CAN (red)

No	Pos	Name	GP	G	A	PTS	PIM	+/-
1	GK	LAZARUK Kristopher Robert	1	0	0	0	0	
3	D	DELAHEY Matthew Kenneth +A	1	0	0	0	0	+4
4	D	CURRAN Kodie James	1	0	2	2	4	+3
5	D	PAULSEN Luke Eric	1	0	1	1	0	+2
6	D	McFAULL Kendall	1	0	2	2	2	+4
7	F	MAXWELL Stanley Mitchell	1	0	0	0	0	+2
8	D	MANNING Neil Alton	1	0	0	0	0	+3
9	F	PEARCE Elgin James Milton	1	1	0	1	0	+1
10	F	COLLINS Christopher James	1	1	1	2	2	+2
11	F	REDDICK Kruise Allan +C	1	0	3	3	0	+3
12	F	HICKMOTT Jordan Lindsay	1	1	1	2	0	+3
15	F	FOWLIE Cody Joseph Allan	1	0	0	0	2	0
16	F	FOSTER Taylor Joseph	1	1	2	3	0	+3
17	F	DEPAPE Jordan Matthew Orr	1	0	0	0	0	0
19	F	KOPER Levko Steven John	1	2	0	2	0	+4
21	D	ROWLEY Jordan Thomas	1	0	0	0	0	+1
22	D	CRAIGE Jesse Wade	1	0	1	1	12	+1
23	F	McCALLUM Craig	1	0	0	0	0	+1
24	F	FIDDLER Tyler Wayne	1	0	1	1	0	+2
25	F	KING Kevin Jarrett +A	1	3	0	3	0	+3
26	F	CARTIER Cody Jessie	1	2	0	2	0	+2
30	GK	FLETTE Dalyn Ross	0	0	0	0	0	
31	GK	HOLFELD Ryan Michael	1	0	0	0	0	

Head Coach: ADOLPH David George

Linesmen

LORENTSEN BAKLI Gjermund (NOR) , van GRINSVEN Chris (BEL)

Team: SWE

No	Name	GP	MIP	GA	SVS	SOG	SVS%	GAA
1	LJUNG Arvid	1	60:00	5	46	51	90.20	5.00
2	HVITFELDT Henrik	0	00:00	0	0	0	0.00	0.00
30	HELIN Emil	1	00:00	0	0	0	0.00	0.00

Team: SWE (yellow)

No	Pos	Name	GP	G	A	PTS	PIM	+/-
1	GK	LJUNG Arvid	1	0	0	0	0	
2	GK	HVITFELDT Henrik	0	0	0	0	0	
3	D	BACKESTEN Joel	1	0	0	0	2	-3
4	D	STIGBORN Adam +A	1	0	0	0	0	-1
5	D	LYRVALL Erik	1	0	0	0	0	-1
6	D	JIGMALM Freddie	1	0	0	0	0	0
7	F	JONSSON Daniel	1	0	0	0	0	-1
8	D	PELTONIEMI Fredrik	1	0	0	0	0	0
9	F	BJORK LINDSTROM Victor	1	0	0	0	4	-2
10	F	GRONROS Andre	1	0	0	0	0	0
11	F	ORRSVEDEN Magnus	1	0	0	0	0	-3
12	D	WESTLUND Wiking +A	1	0	0	0	2	-1
14	D	NYQUIST Oscar	1	0	0	0	2	-2
15	F	ANDERSSON Daniel	1	0	0	0	0	0
16	F	BERGQVIST Stefan	1	1	0	1	2	-4
17	F	SALDEEN Justus	1	0	0	0	2	0
18	F	ORTEVALL Marcus	1	0	0	0	0	-2
19	F	RONNEBACK THOMSON Joachim +C	1	0	1	1	0	-1
20	F	GRONSKOG Niklas	1	0	1	1	0	-1
23	F	ROGNE Eric	1	0	0	0	0	0
24	D	HERTZBERG Tim	1	0	0	0	0	-3
30	GK	HELIN Emil	1	0	0	0	0	

Head Coach: TIGER Mats

LEGEND

A Assists	D Defence	F Forward	G Goals
GA Goals against	GAA Goals against as average per 60 minutes	GK Goalkeeper	GP Games played
MIP Minutes and seconds played	No Jersey number	PIM Penalties in minutes	Pos Position
PTS Points	SOG Shots on goal	SVS Saves	SVS% Saves in percentage
+/- Plus/minus net	+A Assistant captain	+C Captain	

Timing and Results provided by **TISSOT**



Line-Ups

CAN - SWE

Referee(s)

OSKIRKO Iurii (RUS)

Linesmen

LORENTSEN BAKLI Gjermund (NOR) , van GRINSVEN Chris (BEL)

Goalkeepers

Team: CAN

No Name

31 HOLFELD Ryan Michael
30 FLETTE Dalyn Ross

Team: SWE

No Name

30 HELIN Emil
1 LJUNG Arvid

Team Line-ups

Team: CAN (red)

No Pos Name

3	D	DELAHEY Matthew Kenneth +A
6	D	McFAULL Kendall
10	F	COLLINS Christopher James
11	F	REDDICK Kruse Allan +C
19	F	KOPER Levko Steven John
21	D	ROWLEY Jordan Thomas
22	D	CRAIGE Jesse Wade
12	F	HICKMOTT Jordan Lindsay
16	F	FOSTER Taylor Joseph
25	F	KING Kevin Jarrett +A
4	D	CURRAN Kodie James
8	D	MANNING Neil Alton
23	F	McCALLUM Craig
24	F	FIDDLER Tyler Wayne
26	F	CARTIER Cody Jessie
5	D	PAULSEN Luke Eric
7	F	MAXWELL Stanley Mitchell
9	F	PEARCE Elgin James Milton
15	F	FOWLIE Cody Joseph Allan
17	F	DEPAPE Jordan Matthew Orr

Head Coach: ADOLPH David George

NOT DRESSED:

1 GK LAZARUK Kristopher Robert

Team: SWE (yellow)

No Pos Name

5	D	LYRVALL Erik
12	D	WESTLUND Wiking +A
17	F	SALDEEN Justus
19	F	RONNEBACK THOMSON Joachim +C
20	F	GRONSKOG Niklas
3	D	BACKESTEN Joel
24	D	HERTZBERG Tim
9	F	BJORK LINDSTROM Victor
10	F	GRONROS Andre
15	F	ANDERSSON Daniel
6	D	JIGMALM Freddie
8	D	PELTONIEMI Fredrik
14	D	NYQUIST Oscar
16	F	BERGQVIST Stefan
18	F	ORTEVALL Marcus
7	F	JONSSON Daniel
11	F	ORRSVEDEN Magnus
23	F	ROGNE Eric

Head Coach: TIGER Mats

NOT DRESSED:

2 GK HVITFELDT Henrik
4 D STIGBORN Adam

LEGEND

D	Defence	F	Forward	No	Jersey number	Pos	Position
+A	Assistant captain	+C	Captain				

Timing and Results provided by **TISSOT**



Graphical Line-Ups

CAN - SWE

Referee(s)

OSKIRKO Iurii (RUS)

Linesmen

LORENTSEN BAKLI Gjermund (NOR) , van GRINSVEN Chris (BEL)

Team: CAN - Canada (red)

Head Coach: ADOLPH David George

S1 31 HOLFELD Ryan Michael		
30 FLETTE Dalyn Ross		
S3 6 McFAULL Kendall	S2 3 DELAHEY Matthew Kenneth +A	
S6 19 KOPER Levko Steven John	S5 11 REDDICK Kruse Allan +C	S4 10 COLLINS Christopher James
22 CRAIGE Jesse Wade		21 ROWLEY Jordan Thomas
25 KING Kevin Jarrett +A	16 FOSTER Taylor Joseph	12 HICKMOTT Jordan Lindsay
8 MANNING Neil Alton		4 CURRAN Kodie James
23 McCALLUM Craig	24 FIDDLER Tyler Wayne	26 CARTIER Cody Jessie
15 FOWLIE Cody Joseph Allan		5 PAULSEN Luke Eric
7 MAXWELL Stanley Mitchell	9 PEARCE Elgin James Milton	17 DEPAPE Jordan Matthew Orr

Team: SWE - Sweden (yellow)

Head Coach: TIGER Mats

S1 30 HELIN Emil		
1 LJUNG Arvid		
S3 12 WESTLUND Wiking +A	S2 5 LYRVALL Erik	
S4 17 SALDEEN Justus	S5 19 RONNEBACK THOMSON Joachim +C	S6 20 GRONSKOG Niklas
3 BACKESTEN Joel		24 HERTZBERG Tim
10 GRONROS Andre	15 ANDERSSON Daniel	9 BJORK LINDSTROM Victor
6 JIGMALM Freddie		14 NYQUIST Oscar
18 ORTEVALL Marcus	16 BERGQVIST Stefan	8 PELTONIEMI Fredrik
7 JONSSON Daniel	23 ROGNE Eric	11 ORRSVEDEN Magnus

LEGEND

Sn Starting position

+A

Assistant captain

+C

Captain

Timing and Results provided by **TISSOT**



Game Summary

CAN - SWE 7 - 0 (3 - 0 , 1 - 0 , 3 - 0)

Spectators	Referee(s)	Linesmen
850	OSKIRKO Iurii (RUS)	LORENTSEN BAKLI Gjermund (NOR) , van GRINSVEN Chris (BEL)

Team Statistics

Period	Score	SVS	SOG	PIM	TPP	PPG	SHG
1	3 : 0	3 : 20	23 : 3	2 : 6	04:07 : 00:07	0 : 0	0 : 0
2	1 : 0	5 : 12	13 : 5	6 : 2	02:00 : 05:45	0 : 0	0 : 0
3	3 : 0	2 : 20	23 : 2	0 : 2	01:59 : 00:00	1 : 0	0 : 0
Total	7 : 0	10 : 52	59 : 10	8 : 10	08:06 : 05:52	1 : 0	0 : 0

1st Period

Action	Time	ET/Res	Team	Type	No	Name	(G)	Name of Assistant(s) / Action Description
GK	00:00		CAN		31	HOLFELD RM		- Goalkeeper in
GK	00:00		SWE		30	HELIN E		- Goalkeeper in
Penalty	01:25	03:25	SWE	2 min.	9	BJORK LINDSTROM V		- Holding an opponent
Penalty	07:55	09:55	CAN	2 min.	-	-		- Team penalty
Penalty	08:02	10:02	SWE	2 min.	16	BERGQVIST S		- High Sticking
Goal	10:03	1 : 0	CAN	EQ	8	MANNING NA	(1)	7 MAXWELL SM On Ice CAN 31 4 7 8 9 17 17 DEPAPE JMO SWE 30 6 8 14 16 18
Goal	11:04	2 : 0	CAN	EQ	11	REDDICK KA	(1)	10 COLLINS CJ On Ice CAN 31 4 10 11 19 21 5 PAULSEN LE SWE 30 3 17 19 20 24
Penalty	11:35	13:35	SWE	2 min.	15	ANDERSSON D		- Tripping
Goal	16:51	3 : 0	CAN	EQ	10	COLLINS CJ	(2)	19 KOPER LSJ On Ice CAN 31 3 6 10 11 19 SWE 30 6 7 11 12 23

2nd Period

Action	Time	ET/Res	Team	Type	No	Name	(G)	Name of Assistant(s) / Action Description
Penalty	20:42	22:42	SWE	2 min.	5	LYRVALL E		- Holding an opponent
Penalty	24:57	26:57	CAN	2 min.	15	FOWLIE CJA		- Slashing
Penalty	26:42	28:42	CAN	2 min.	25	KING KJ		- Slashing
Penalty	32:30	34:30	CAN	2 min.	3	DELAHEY MK		- Hooking
Goal	37:54	4 : 0	CAN	EQ	9	PEARCE EJM	(2)	7 MAXWELL SM On Ice CAN 31 5 7 8 9 15 15 FOWLIE CJA SWE 30 5 7 12 17 23

3rd Period

Action	Time	ET/Res	Team	Type	No	Name	(G)	Name of Assistant(s) / Action Description
Goal	51:05	5 : 0	CAN	EQ	12	HICKMOTT JL	(2)	25 KING KJ On Ice CAN 31 12 16 21 22 25 16 FOSTER TJ SWE 30 3 7 8 15 24
Goal	54:40	6 : 0	CAN	EQ	16	FOSTER TJ	(2)	5 PAULSEN LE On Ice CAN 31 5 8 12 16 25 12 HICKMOTT JL SWE 30 5 11 12 16 18
Penalty	57:13	59:12	SWE	2 min.	30	HELIN E		- Tripping / Served by: 17 SALDEEN J
Goal	59:12	7 : 0	CAN	PP1	12	HICKMOTT JL	(3)	16 FOSTER TJ On Ice CAN 31 12 16 21 22 25 * 25 KING KJ SWE 30 6 8 14 16
GK	60:00		CAN					31 HOLFELD RM - Goalkeeper out
GK	60:00		SWE					30 HELIN E - Goalkeeper out

Goalkeeper Records

Team : CAN - Canada

Team : SWE - Sweden

No	Name	SOG	SVS	MIP	No	Name	SOG	SVS	MIP
31	HOLFELD Ryan Michael	10	10	60:00	30	HELIN Emil	59	52	60:00
30	FLETTE Dalyn Ross				1	LJUNG Arvid			

Game Statistics

Team : CAN (red)



Head Coach : ADOLPH David George

No	Pos	Name	G	A	P	PIM	FO+	FO-	FO+/-	FO%	Shots on Goal					+/-
											1	2	3	OT	TS	
3	D	DELAHEY Matthew Kenneth +A	0	0	0	2	0	0	0	0.00	1	0	1		2	+1
6	D	McFAULL Kendall	0	0	0	0	0	0	0	0.00	3	1	1		5	+1
10	F	COLLINS Christopher James	1	1	2	0	0	1	-1	0.00	1	0	4		5	+2
11	F	REDDICK Kruike Allan +C	1	0	1	0	12	8	4	60.00	2	1	1		4	+2
19	F	KOPER Levko Steven John	0	1	1	0	0	1	-1	0.00	0	1	1		2	+2
12	F	HICKMOTT Jordan Lindsay	2	1	3	0	0	0	0	0.00	2	0	5		7	+2
16	F	FOSTER Taylor Joseph	1	2	3	0	13	5	8	72.22	1	1	2		4	+2
21	D	ROWLEY Jordan Thomas	0	0	0	0	0	0	0	0.00	0	2	1		3	+2
22	D	CRAIGE Jesse Wade	0	0	0	0	0	0	0	0.00	3	0	0		3	+1
25	F	KING Kevin Jarrett +A	0	2	2	2	0	0	0	0.00	0	1	2		3	+2
4	D	CURRAN Kodie James	0	0	0	0	0	0	0	0.00	0	2	0		2	+2
8	D	MANNING Neil Alton	1	0	1	0	0	0	0	0.00	1	0	0		1	+3
23	F	McCALLUM Craig	0	0	0	0	0	0	0	0.00	1	0	0		1	0
24	F	FIDDLER Tyler Wayne	0	0	0	0	7	5	2	58.33	2	0	0		2	0
26	F	CARTIER Cody Jessie	0	0	0	0	2	1	1	66.67	1	1	0		2	0
5	D	PAULSEN Luke Eric	0	2	2	0	0	0	0	0.00	1	1	3		5	+2
7	F	MAXWELL Stanley Mitchell	0	2	2	0	2	1	1	66.67	2	0	0		2	+2
9	F	PEARCE Elgin James Milton	1	0	1	0	10	5	5	66.67	2	1	1		4	+2
15	F	FOWLIE Cody Joseph Allan	0	1	1	2	0	0	0	0.00	0	0	1		1	+1
17	F	DEPAPE Jordan Matthew Orr	0	1	1	0	0	0	0	0.00	0	1	0		1	+1
30	GK	FLETTE Dalyn Ross	0	0	0	0					0	0	0		0	
31	GK	HOLFELD Ryan Michael	0	0	0	0					0	0	0		0	
Total			7	13	20	6	46	27	19	63.01	23	13	23		59	

Team : SWE (yellow)

Head Coach : TIGER Mats

No	Pos	Name	G	A	P	PIM	FO+	FO-	FO+/-	FO%	Shots on Goal					+/-
											1	2	3	OT	TS	
5	D	LYRVALL Erik	0	0	0	2	0	0	0	0.00	0	0	0		0	-2
12	D	WESTLUND Wiking +A	0	0	0	0	0	0	0	0.00	0	1	0		1	-3
17	F	SALDEEN Justus	0	0	0	0	0	0	0	0.00	0	0	1		1	-2
19	F	RONNEBACK THOMSON Joachim +C	0	0	0	0	10	14	-4	41.67	0	2	0		2	-1
20	F	GRONSKOG Niklas	0	0	0	0	0	1	-1	0.00	0	0	1		1	-1
3	D	BACKESTEN Joel	0	0	0	0	0	0	0	0.00	1	0	0		1	-2
9	F	BJORK LINDSTROM Victor	0	0	0	2	1	2	-1	33.33	0	0	0		0	0
10	F	GRONROS Andre	0	0	0	0	0	1	-1	0.00	0	0	0		0	0
15	F	ANDERSSON Daniel	0	0	0	2	8	14	-6	36.36	0	0	0		0	-1
24	D	HERTZBERG Tim	0	0	0	0	0	0	0	0.00	1	0	0		1	-2
6	D	JIGMALM Freddie	0	0	0	0	0	0	0	0.00	1	0	0		1	-2
8	D	PELTONIEMI Fredrik	0	0	0	0	0	1	-1	0.00	0	0	0		0	-2
14	D	NYQUIST Oscar	0	0	0	0	0	0	0	0.00	0	1	0		1	-1
16	F	BERGQVIST Stefan	0	0	0	2	2	8	-6	20.00	0	1	0		1	-2
18	F	ORTEVALL Marcus	0	0	0	0	0	1	-1	0.00	0	0	0		0	-2
7	F	JONSSON Daniel	0	0	0	0	0	0	0	0.00	0	0	0		0	-3
11	F	ORRSVEDEN Magnus	0	0	0	0	0	0	0	0.00	0	0	0		0	-2
23	F	ROGNE Eric	0	0	0	0	6	4	2	60.00	0	0	0		0	-2
1	GK	LJUNG Arvid	0	0	0	0					0	0	0		0	
30	GK	HELIN Emil	0	0	0	2					0	0	0		0	
Total			0	0	0	10	27	46	-19	36.99	3	5	2		10	

Group B

R	Team	GP	W	OTW	OTL	L	GDF	GF : GA	PTS
1	CAN	2	2	0	0	0	+17	18 : 1	6
2	RUS	2	2	0	0	0	+17	18 : 1	6
3	SWE	2	0	0	0	2	-11	1 : 12	0
4	KOR	2	0	0	0	2	-23	1 : 24	0

	CAN	KOR	RUS	SWE
CAN	*****	11:1	SAT 07 FEB 17:00	7:0
KOR	1:11	*****	0:13	SAT 07 FEB 13:30
RUS	SAT 07 FEB 17:00	13:0	*****	5:1
SWE	0:7	SAT 07 FEB 13:30	1:5	*****



LEGEND			
(G)	Goals in tournament	*	does not count for Plus/minus
+C	Captain	A	Assists
ET/Res	Penalty end time/Result of game	F	Forward
FO+	Face-offs won	FO+/-	Face-offs net
GDF	Goal difference	GF	Goals for
L	Losses	MIP	Minutes in play (GK)
OTL	Overtime losses	OTW	Overtime wins
Pos	Position	PP1	Power play - 1 player
R	Rank	SHG	Shorthanded goals
TPP	Time on power play	TS	Total shots
		+/-	Plus/minus net
		D	Defence
		FO-	Face-offs lost
		G	Goals
		GK	Goalkeeper
		No	Jersey number
		P	Points
		PPG	Power play goals
		SOG	Shots on goal
		W	Wins
		+A	Assistant captain
		EQ	Equal strength
		FO%	Face-offs won as percentage
		GA	Goals against
		GP	Games played
		OT	Overtime
		PIM	Penalties in minutes
		PTS	Points
		SVS	Saves



Shot Chart

CAN - SWE

Shots by SWE


Goals (o): 0 SSG (+): 3
SSP (-): 1 SPG (-): 0



GK 31 of CAN

Shots by CAN

Goals (o): 1 SSG (+): 12
SSP (-): 5 SPG (-): 9



GK 30 of SWE

Shots by SWE

Goals (o): 0 SSG (+): 2
SSP (-): 0 SPG (-): 0

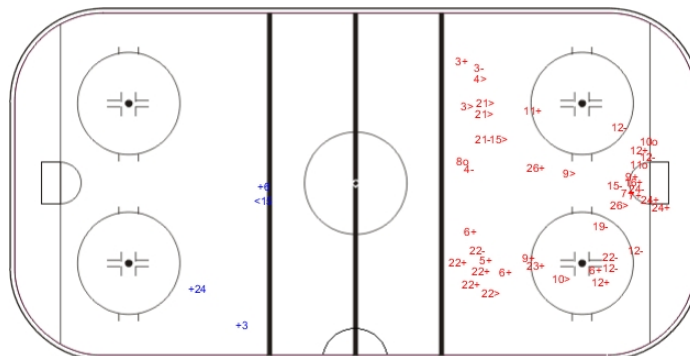


GK 31 of CAN

LEGEND

GK Goalkeeper **SPG** Shots past goal **SSG** Shots saved by goalkeeper **SSP** Shots saved by player

CAN Period: 1 SWE



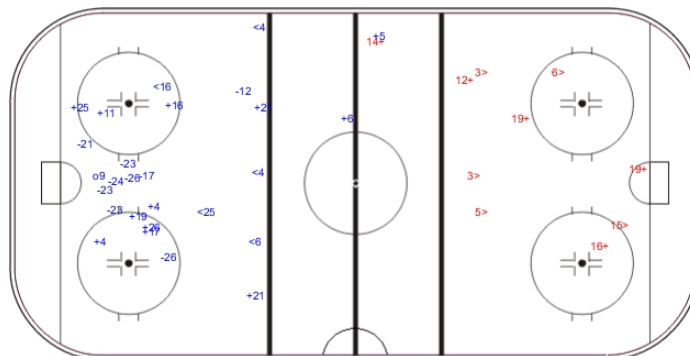
Shots by CAN

Goals (o): 3 SSG (+): 20
SSP (-): 9 SPG (-): 12




GK 30 of SWE

SWE Period: 2 CAN



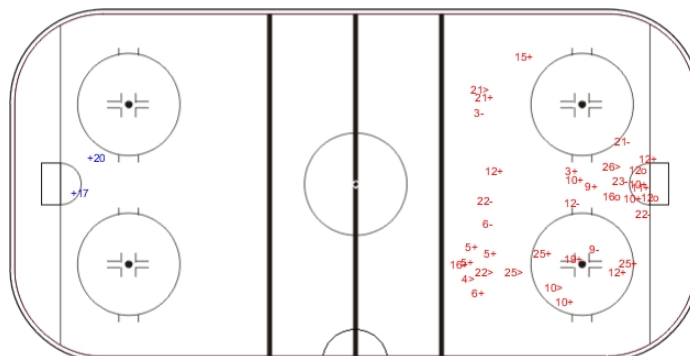
Shots by SWE

Goals (o): 0 SSG (+): 5
SSP (-): 5 SPG (-): 0



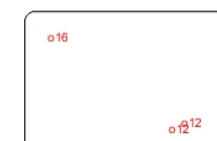
GK 31 of CAN

CAN Period: 3 SWE



Shots by CAN

Goals (o): 3 SSG (+): 20
SSP (-): 6 SPG (-): 8



GK 30 of SWE



Face-off Chart

CAN - SWE

PERIOD 1

	CAN		SWE		CAN		SWE		Total wins all zones	
	Def. zone	Att. zone	Neutral zone		Att. zone	Def. zone	CAN	SWE	CAN	SWE
	+ 24	- 19	+ 11	- 19	+ 16	- 15				
	+ 11	- 19	- 10	+ 23	- 11	+ 16				
	+ 11	- 19	+ 9	- 23	+ 16	- 19				
	- 16	+ 19	+ 11	- 19	- 11	+ 19				
	+ 24	- 9	- 16	+ 15	+ 7	- 8				
			+ 11	- 19	+ 16	- 16				
					+ 24	- 19				
					+ 24	- 19				
					- 7	+ 15				
					- 16	+ 16				
					+ 24	- 15				
Total wins / period	4 / 80%	1 / 20%	4 / 67%	2 / 33%	7 / 64%	4 / 36%	15 / 68%	7 / 32%		

PERIOD 2

	CAN		SWE		CAN		SWE		Total wins all zones	
	Def. zone	Att. zone	Neutral zone		Att. zone	Def. zone	CAN	SWE	CAN	SWE
	- 11	+ 19	- 11	+ 19	+ 16	- 15				
	+ 11	- 19	+ 7	- 15	+ 16	- 16				
	- 19	+ 19	+ 9	- 19	- 24	+ 19				
	+ 16	- 16	- 11	+ 15	- 9	+ 19				
	- 24	+ 19	- 11	+ 15	- 16	+ 15				
	+ 11	- 16	+ 24	- 16	+ 16	- 19				
	+ 9	- 23	- 9	+ 19						
			+ 11	- 15						
Total wins / period	4 / 57%	3 / 43%	4 / 50%	4 / 50%	3 / 50%	3 / 50%	11 / 52%	10 / 48%		

PERIOD 3

	CAN		SWE		CAN		SWE		Total wins all zones	
	Def. zone	Att. zone	Neutral zone		Att. zone	Def. zone	CAN	SWE	CAN	SWE
	+ 9	- 15	+ 9	- 19	+ 11	- 19				
	+ 16	- 15	- 24	+ 23	- 24	+ 15				
	- 24	+ 9	+ 9	- 15	+ 9	- 16				
	- 9	+ 23	+ 16	- 16	+ 16	- 23				
	+ 9	- 20	- 11	+ 19	- 16	+ 23				
			+ 16	- 15	+ 11	- 15				
			+ 16	- 16	+ 11	- 15				
			+ 9	- 10	- 9	+ 23				
			+ 24	- 23	+ 16	- 15				
					- 9	+ 15				
					+ 26	- 15				
					+ 26	- 15				
					- 26	+ 15				
					+ 11	- 18				
					- 11	+ 23				
					+ 9	- 9				
Total wins / period							20 / 67%	10 / 33%		



3 / 60%	2 / 40%	7 / 78%	2 / 22%	10 / 63%	6 / 37%

TOTAL

	CAN		SWE		CAN		SWE		Total wins all zones	
	Def. zone	Att. zone	Neutral zone		Att. zone	Def. zone	CAN	SWE	CAN	SWE
Total wins / game	11 / 65%	6 / 35%	15 / 65%	8 / 35%	20 / 61%	13 / 39%	46 / 63%	27 / 37%		




HEAD TO HEAD

		SWE									Tot	wins CAN	Dz	Nz	Az	
No.	8	9	10	15	16	18	19	20	23							
CAN	7	1 - 0			1 - 1						3	2 67%		1 100%	1 50%	
	9		1 - 0	1 - 0	2 - 1	1 - 0		2 - 2	1 - 0	2 - 2	15	10 67%	3 75%	5 83%	2 40%	
	10									0 - 1	1	0 0%		0 0%		
	11				3 - 2	1 - 1	1 - 0	7 - 4			0 - 1	20	12 60%	4 80%	4 50%	4 57%
	16				5 - 2	5 - 1		2 - 1			1 - 1	18	13 72%	2 67%	3 75%	8 73%
	19							0 - 1				1	0 0%	0 0%		
	24		1 - 1		1 - 1	1 - 0		3 - 2			1 - 1	12	7 58%	2 50%	2 67%	3 60%
	26				2 - 1							3	2 67%			2 67%
Tot	1	3	1	22	10	1	24	1	10	73	46 63%	11 65%	15 65%	20 61%		
wins SWE	0 0%	1 33%	0 0%	8 36%	2 20%	0 0%	10 42%	0 0%	6 60%	27 37%						
Dz	0 0%	0 0%		5 38%	2 40%	0 0%	3 38%		3 75%	13 39%						
Nz			0 0%	3 43%	0 0%		3 38%		2 50%	8 35%						
Az		1 50%		0 0%	0 0%		4 50%	0 0%	1 50%	6 35%						

LEGEND

Az Attacking zone **Dz** Defending zone **Nz** Neutral zone **Tot** Total face-offs played

Timing and Results provided by  TISSOT



Game Roster

REVISED
7 FEB 11:54

SWE - KOR

Referee(s)

TZIRTZIGANIS Tim (BEL)

Goalkeepers

Team: SWE

No	Name	GP	MIP	GA	SVS	SOG	SVS%	GAA
1	LJUNG Arvid	2	60:00	5	46	51	90.20	5.00
2	HELIN Emil	2	60:00	7	52	59	88.14	7.00
30	HVITFELDT Henrik	0	00:00	0	0	0	0.00	0.00

Team Roster

Team: SWE (yellow)

No	Pos	Name	GP	G	A	PTS	PIM	+/-
1	GK	LJUNG Arvid	2	0	0	0	0	
2	GK	HELIN Emil	2	0	0	0	2	
3	D	BACKESTEN Joel	2	0	0	0	2	-5
4	D	STIGBORN Adam	1	0	0	0	0	-1
5	D	LYRVALL Erik	2	0	0	0	2	-3
6	D	JIGMALM Freddie	2	0	0	0	0	-2
7	F	JONSSON Daniel	2	0	0	0	0	-4
8	D	PELTONIEMI Fredrik	2	0	0	0	0	-2
9	F	BJORK LINDSTROM Victor	2	0	0	0	6	-2
10	F	GRONROS Andre	2	0	0	0	0	0
11	F	ORRSVEDEN Magnus	2	0	0	0	0	-5
12	D	WESTLUND Wiking +A	2	0	0	0	2	-4
14	D	NYQUIST Oscar	2	0	0	0	2	-3
15	F	ANDERSSON Daniel	2	0	0	0	2	-1
16	F	BERGQVIST Stefan	2	1	0	1	4	-6
17	F	SALDEEN Justus	2	0	0	0	2	-2
18	F	ORTEVALL Marcus	2	0	0	0	0	-4
19	F	RONNEBACK THOMSON Joachim +C	2	0	1	1	0	-2
20	F	GRONSKOG Niklas	2	0	1	1	0	-2
23	F	ROGNE Eric	2	0	0	0	0	-2
24	D	HERTZBERG Tim	2	0	0	0	0	-5
30	GK	HVITFELDT Henrik	0	0	0	0	0	

Head Coach: TIGER Mats

Linesmen

KACEJ Lukas (SVK) , TROBAJO NAVARRO Carlos (ESP)

Team: KOR

No	Name	GP	MIP	GA	SVS	SOG	SVS%	GAA
1	BAE Jangwoo	2	110:22	19	105	124	84.68	10.33
20	LEE Changmin	2	09:38	5	4	9	44.44	31.14

Team: KOR (blue)

No	Pos	Name	GP	G	A	PTS	PIM	+/-
1	GK	BAE Jangwoo	2	0	0	0	0	
2	F	BAN Hansoo	2	0	0	0	0	-6
3	F	LEE Dounggun	2	0	0	0	0	-5
4	F	LEE Sungjin +A	2	0	0	0	0	-6
6	D	LEE Seungwon	2	0	0	0	2	-6
7	D	YANG Sunghun	2	0	0	0	2	-7
8	F	CHO Hyeonkuk	2	0	0	0	0	-2
9	F	BYUNGGEUL Kang	1	0	0	0	0	-1
10	F	YOON Sangwon	2	0	0	0	2	-5
11	F	YU Shinchul	2	0	0	0	2	-7
12	F	HA Jaejun	2	0	0	0	0	-3
13	F	OH Seahn +C	2	0	0	0	0	-7
14	D	LEE Sungjun	2	0	0	0	0	-7
15	D	LEE Jaegyung	2	0	0	0	0	-1
16	D	KIM Taegyung	2	0	0	0	2	-6
17	D	CHO Seokjun	2	0	0	0	0	-5
18	F	KANG Yoonseok	2	0	0	0	0	-7
19	F	JANG Hojun	2	0	0	0	0	-8
20	GK	LEE Changmin	2	0	0	0	0	
21	F	LIM Jinsoo	2	0	0	0	4	-7
22	D	HWANG Wootae +A	2	0	0	0	0	-1
23	D	HAN Geonhee	2	1	0	1	0	-8

Head Coach: KIM Heewoo

LEGEND

A Assists	D Defence	F Forward	G Goals
GA Goals against	GAA Goals against as average per 60 minutes	GK Goalkeeper	GP Games played
MIP Minutes and seconds played	No Jersey number	PIM Penalties in minutes	Pos Position
PTS Points	SOG Shots on goal	SVS Saves	SVS% Saves in percentage
+/- Plus/minus net	+A Assistant captain	+C Captain	

Change of Jersey Numbers Team SWE

Timing and Results provided by **TISSOT**



Line-Ups

SWE - KOR

Referee(s)

TZIRTZIGANIS Tim (BEL)

Linesmen

KACEJ Lukas (SVK) , TROBAJO NAVARRO Carlos (ESP)

Goalkeepers

Team: SWE

No	Name
1	LJUNG Arvid
2	HVITFELDT Henrik

Team Line-ups

Team: SWE (yellow)

No	Pos	Name
5	D	LYRVALL Erik
12	D	WESTLUND Wiking +A
17	F	SALDEEN Justus
19	F	RONNEBACK THOMSON Joachim +C
20	F	GRONSKOG Niklas
6	D	JIGMALM Freddie
8	D	PELTONIEMI Fredrik
14	D	NYQUIST Oscar
7	F	JONSSON Daniel
16	F	BERGQVIST Stefan
3	D	BACKESTEN Joel
24	D	HERTZBERG Tim
9	F	BJORK LINDSTROM Victor
10	F	GRONROS Andre
15	F	ANDERSSON Daniel
4	D	STIGBORN Adam +A
11	F	ORRSVEDEN Magnus
18	F	ORTEVALL Marcus
23	F	ROGNE Eric

Head Coach: TIGER Mats

NOT DRESSED:

30 GK HELIN Emil

Team: KOR

No	Name
1	BAE Jangwoo
20	LEE Changmin

Team: KOR (blue)

No	Pos	Name
6	D	LEE Seungwon
23	D	HAN Geonhee
11	F	YU Shinchul
13	F	OH Seahn +C
18	F	KANG Yoonseok
16	D	KIM Taegyum
17	D	CHO Seokjun
3	F	LEE Dounggun
4	F	LEE Sungjin +A
10	F	YOON Sangwon
15	D	LEE Jaegy
22	D	HWANG Wootae +A
8	F	CHO Hyeonkuk
12	F	HA Jaejun
7	D	YANG Sunghun
14	D	LEE Sungjun
2	F	BAN Hansoo
19	F	JANG Hojun
21	F	LIM Jinsoo

Head Coach: KIM Heewoo

NOT DRESSED:

9 F BYUNGGEUL Kang

LEGEND

D	Defence	F	Forward	No	Jersey number	Pos	Position
+A	Assistant captain	+C	Captain				



Graphical Line-Ups

SWE - KOR

Referee(s)

TZIRTZIGANIS Tim (BEL)

Linesmen

KACEJ Lukas (SVK) , TROBAJO NAVARRO Carlos (ESP)

Team: SWE - Sweden (yellow)

Head Coach: TIGER Mats

S1 1 LJUNG Arvid		
2 HVITFELDT Henrik		
S2 5 LYRVALL Erik	S3 12 WESTLUND Wiking +A	
S4 17 SALDEEN Justus	S5 19 RONNEBACK THOMSON Joachim +C	S6 20 GRONSKOG Niklas
6 JIGMALM Freddie		14 NYQUIST Oscar
7 JONSSON Daniel	16 BERGQVIST Stefan	8 PELTONIEMI Fredrik
3 BACKESTEN Joel		24 HERTZBERG Tim
10 GRONROS Andre	15 ANDERSSON Daniel	9 BJORK LINDSTROM Victor
4 STIGBORN Adam +A		
18 ORTEVALL Marcus	23 ROGNE Eric	11 ORRSVEDEN Magnus

Team: KOR - Republic of Korea (blue)

Head Coach: KIM Heewoo

S1 1 BAE Jangwoo		
20 LEE Changmin		
S3 23 HAN Geonhee	S2 6 LEE Seungwon	
S4 11 YU Shinchul	S5 13 OH Seahn +C	S6 18 KANG Yoonseok
17 CHO Seokjun		16 KIM Taegyum
4 LEE Sungjin +A	10 YOON Sangwon	3 LEE Dounggun
15 LEE Jaegyung		22 HWANG Wootae +A
12 HA Jaejun		8 CHO Hyeonkuk
7 YANG Sunghun		14 LEE Sungjun
19 JANG Hojun	2 BAN Hansoo	21 LIM Jinsoo

LEGEND

Sn Starting position

+A

Assistant captain

+C

Captain

Timing and Results provided by **TISSOT**



Game Summary

SWE - KOR 5 - 4 (2 - 0, 0 - 2, 2 - 2, 0 - 0, 1 - 0)

Spectators	Referee(s)	Linesmen
200	TZIRTZIGANIS Tim (BEL)	KACEJ Lukas (SVK) , TROBAJO NAVARRO Carlos (ESP)

Team Statistics

Period	Score	SVS	SOG	PIM	TPP	PPG	SHG
1	2 : 0	7 : 5	7 : 7	4 : 4	02:22 : 04:00	1 : 0	0 : 0
2	0 : 2	14 : 9	9 : 16	6 : 0	00:00 : 04:13	0 : 1	0 : 0
3	2 : 2	5 : 11	13 : 7	0 : 6	04:36 : 00:00	1 : 0	0 : 1
OT	0 : 0	2 : 5	5 : 2	0 : 2	03:08 : 00:00	0 : 0	0 : 0
GWS	1 : 0	0 : 0	1 : 0	0 : 0	00:00 : 00:00	0 : 0	0 : 0
Total	5 : 4	28 : 30	35 : 32	10 : 12	10:06 : 08:13	2 : 1	0 : 1

1st Period

Action	Time	ET/Res	Team	Type	No	Name	(G)	Name of Assistant(s) / Action Description
GK	00:00		SWE		1	LJUNG A		- Goalkeeper in
GK	00:00		KOR		1	BAE J		- Goalkeeper in
Penalty	03:08	03:30	KOR	2 min.	13	OH S		- Hooking
Goal	03:30	1 : 0	SWE	PP1	16	BERGQVIST S	(2)	6 JIGMALM F On Ice SWE 1 5 6 16 19 20 * 19 RONNEBACK KOR 1 8 10 12 15 THOMSON J
Goal	10:33	2 : 0	SWE	EQ	20	GRONSKOG N	(1)	19 RONNEBACK On Ice SWE 1 5 11 17 19 20 THOMSON J KOR 1 6 11 13 18 23 5 LYRVALL E
Penalty	12:43	14:43	KOR	2 min.	12	HA J		- Slashing
Penalty	15:45	17:45	SWE	2 min.	-	Team penalty		- Too Many Men / Served by: 18 ORTEVALL M
Penalty	17:58	19:58	SWE	2 min.	24	HERTZBERG T		- Holding an opponent

2nd Period

Action	Time	ET/Res	Team	Type	No	Name	(G)	Name of Assistant(s) / Action Description
Goal	21:11	2 : 1	KOR	EQ	4	LEE S	(1)	10 YOON S On Ice SWE 1 9 10 14 15 24 KOR 1 3 4 7 10 14
Penalty	23:48	25:48	SWE	2 min.	17	SALDEEN J		- Elbowing
Penalty	27:39	27:52	SWE	2 min.	19	RONNEBACK THOMSON J		- Slashing
Goal	27:52	2 : 2	KOR	PP1	10	YOON S	(1)	3 LEE D On Ice SWE 1 6 7 14 16 * 4 LEE S KOR 1 3 4 10 16 17
Penalty	37:07	39:07	SWE	2 min.	6	JIGMALM F		- Slashing

3rd Period

Action	Time	ET/Res	Team	Type	No	Name	(G)	Name of Assistant(s) / Action Description
Goal	40:44	3 : 2	SWE	EQ	17	SALDEEN J	(1)	12 WESTLUND W On Ice SWE 1 5 12 17 19 20 20 GRONSKOG N KOR 1 6 11 13 18 23
Goal	40:59	3 : 3	KOR	EQ	4	LEE S	(2)	16 KIM T On Ice SWE 1 3 9 10 14 15 KOR 1 3 4 10 16 17
Penalty	45:03	46:47	KOR	2 min.	-	Team penalty		- Too Many Men / Served by: 2 BAN H
Goal	45:51	3 : 4	KOR	SH1	13	OH S	(1)	On Ice SWE 1 3 9 10 15 24 KOR 1 6 11 13 23
Goal	46:47	4 : 4	SWE	PP1	15	ANDERSSON D	(1)	10 GRONROS A On Ice SWE 1 3 9 10 15 24 * KOR 1 3 10 11 22
Penalty	52:52	54:52	KOR	2 min.	18	KANG Y		- Hooking
Penalty	59:08	61:08	KOR	2 min.	2	BAN H		- Interference

Overtime

Action	Time	ET/Res	Team	Type	No	Name	(G)	Name of Assistant(s) / Action Description
Penalty	62:40	64:40	KOR	2 min.	22	HWANG W		- Roughing
Time-out	62:40		SWE					
GK	65:00		SWE					1 LJUNG A - Goalkeeper out
GK	65:00		KOR					1 BAE J - Goalkeeper out

Timing and Results provided by **TISSOT**



Preliminary round - Group B, Game 11

Game Winning Shots

Action	Time	Result	Team	No	Name	(G)	Action Description
		0 : 0	KOR	4	LEE S		- Saved by goalie 1 LJUNG A (SWE) - on goal
		0 : 0	SWE	10	GRONROS A		- Saved by goalie 1 BAE J (KOR) - on goal
		0 : 0	KOR	23	HAN G		- Saved by goalie 1 LJUNG A (SWE) - on goal
		0 : 0	SWE	16	BERGQVIST S		- Missed (height) 1 BAE J (KOR) - on goal
		0 : 0	KOR	13	OH S		- Saved by goalie 1 LJUNG A (SWE) - on goal
		1 : 0	SWE	15	ANDERSSON D		- Scored 1 BAE J (KOR) - on goal
GWG	65:00	1 : 0	SWE	15	ANDERSSON D	(2)	

Goalkeeper Records

Team : SWE - Sweden

Team : KOR - Republic of Korea

No	Name	SOG	SVS	MIP
1	LJUNG Arvid	32	28	65:00
2	HVITFELDT Henrik			

No	Name	SOG	SVS	MIP
1	BAE Jangwoo	35	30	65:00
20	LEE Changmin			

Game Statistics

Team : SWE (yellow)

Head Coach : TIGER Mats

No	Pos	Name	G	A	P	PIM	FO+	FO-	FO+/-	FO%	Shots on Goal					+/-
											1	2	3	OT	TS	
5	D	LYRVALL Erik	0	1	1	0	0	0	0	0.00	0	0	1	1	2	+2
12	D	WESTLUND Wiking +A	0	1	1	0	0	1	-1	0.00	0	0	1	0	1	+1
17	F	SALDEEN Justus	1	0	1	2	0	0	0	0.00	1	1	1	1	4	+2
19	F	RONNEBACK THOMSON Joachim +C	0	2	2	2	7	13	-6	35.00	0	3	1	1	5	+2
20	F	GRONSKOG Niklas	1	1	2	0	1	0	1	100.00	1	0	1	0	2	+2
6	D	JIGMALM Freddie	0	1	1	2	0	0	0	0.00	2	0	0	0	2	0
7	F	JONSSON Daniel	0	0	0	0	0	0	0	0.00	0	0	1	0	1	0
8	D	PELTONIEMI Fredrik	0	0	0	0	0	0	0	0.00	0	0	0	0	0	0
14	D	NYQUIST Oscar	0	0	0	0	0	0	0	0.00	0	0	0	0	0	-2
16	F	BERGQVIST Stefan	1	0	1	0	2	5	-3	28.57	1	0	1	0	2	0
3	D	BACKESTEN Joel	0	0	0	0	0	0	0	0.00	0	0	2	0	2	-2
9	F	BJORK LINDSTROM Victor	0	0	0	0	0	0	0	0.00	1	2	1	0	4	-3
10	F	GRONROS Andre	0	1	1	0	0	0	0	0.00	0	0	0	1	1	-3
15	F	ANDERSSON Daniel	2	0	2	0	13	12	1	52.00	1	0	2	2	5	-3
24	D	HERTZBERG Tim	0	0	0	2	0	0	0	0.00	0	2	0	0	2	-2
4	D	STIGBORN Adam +A	0	0	0	0	0	0	0	0.00	0	0	0	0	0	0
11	F	ORRSVEDEN Magnus	0	0	0	0	0	0	0	0.00	0	0	0	0	0	+1
18	F	ORTEVALL Marcus	0	0	0	0	0	0	0	0.00	0	1	0	0	1	0
23	F	ROGNE Eric	0	0	0	0	8	6	2	57.14	0	0	1	0	1	0
1	GK	LJUNG Arvid	0	0	0	0					0	0	0	0	0	
2	GK	HVITFELDT Henrik	0	0	0	0					0	0	0	0	0	
Total			5	7	12	8	31	37	-6	45.59	7	9	13	6	35	

Team : KOR (blue)

Head Coach : KIM Heewoo

No	Pos	Name	G	A	P	PIM	FO+	FO-	FO+/-	FO%	Shots on Goal					+/-
											1	2	3	OT	TS	
6	D	LEE Seungwon	0	0	0	0	0	0	0	0.00	0	0	0	1	1	-1
11	F	YU Shinchul	0	0	0	0	2	2	0	50.00	2	4	0	0	6	-1
13	F	OH Seahn +C	1	0	1	2	11	7	4	61.11	0	0	1	0	1	-1
18	F	KANG Yoonseok	0	0	0	2	0	0	0	0.00	0	1	0	0	1	-2
23	D	HAN Geonhee	0	0	0	0	0	0	0	0.00	1	2	0	0	3	-1
3	F	LEE Dounggun	0	1	1	0	2	0	2	100.00	0	2	0	1	3	+2
4	F	LEE Sungjin +A	2	1	3	0	13	7	6	65.00	1	2	2	0	5	+2
10	F	YOON Sangwon	1	1	2	0	0	3	-3	0.00	2	1	1	0	4	+2
16	D	KIM Taegyum	0	1	1	0	0	0	0	0.00	0	1	0	0	1	+1
17	D	CHO Seokjun	0	0	0	0	0	0	0	0.00	0	0	0	0	0	+1
8	F	CHO Hyeonkuk	0	0	0	0	0	0	0	0.00	0	2	1	0	3	0
12	F	HA Jaejun	0	0	0	2	3	4	-1	42.86	0	0	0	0	0	0

Timing and Results provided by TISSOT



Preliminary round - Group B, Game 11

Head Coach : KIM Heewoo

No	Pos	Name	G	A	P	PIM	FO+	FO-	FO+/-	FO%	Shots on Goal					+/-
											1	2	3	OT	TS	
15	D	LEE Jaegyu	0	0	0	0	0	0	0	0.00	0	0	0	0	0	0
22	D	HWANG Wootae +A	0	0	0	2	0	0	0	0.00	0	0	0	0	0	0
2	F	BAN Hansoo	0	0	0	2	3	4	-1	42.86	0	0	0	0	0	0
7	D	YANG Sunghun	0	0	0	0	0	0	0	0.00	0	0	0	0	0	+1
14	D	LEE Sungjun	0	0	0	0	0	0	0	0.00	0	0	0	0	0	+1
19	F	JANG Hojun	0	0	0	0	3	4	-1	42.86	0	1	1	0	2	0
21	F	LIM Jinsoo	0	0	0	0	0	0	0	0.00	1	0	1	0	2	0
1	GK	BAE Jangwoo	0	0	0	0					0	0	0	0	0	
20	GK	LEE Changmin	0	0	0	0					0	0	0	0	0	
Total			4	4	8	10	37	31	6	54.41	7	16	7	2	32	


Group B

R	Team	GP	W	OTW	OTL	L	GDF	GF : GA	PTS
1	CAN	2	2	0	0	0	+17	18 : 1	6
2	RUS	2	2	0	0	0	+17	18 : 1	6
3	SWE	3	0	1	0	2	-10	6 : 16	2
4	KOR	3	0	0	1	2	-24	5 : 29	1

	CAN	KOR	RUS	SWE
CAN	*****	11:1	SAT 07 FEB 17:00	7:0
KOR	1:11	*****	0:13	4:5
RUS	SAT 07 FEB 17:00	13:0	*****	5:1
SWE	0:7	5:4	1:5	*****

LEGEND

(G) Goals in tournament	* does not count for Plus/minus	+/- Plus/minus net	+A Assistant captain
+C Captain	A Assists	D Defence	EQ Equal strength
ET/Res Penalty end time/Result of game	F Forward	FO- Face-offs lost	FO% Face-offs won as percentage
FO+ Face-offs won	FO+/- Face-offs net	G Goals	GA Goals against
GDF Goal difference	GF Goals for	GK Goalkeeper	GP Games played
GWG Game winning goal	GWS Game winning shots	L Losses	MIP Minutes in play (GK)
No Jersey number	OT Overtime	OTL Overtime losses	OTW Overtime wins
P Points	PIM Penalties in minutes	Pos Position	PP1 Power play - 1 player
PPG Power play goals	PTS Points	R Rank	SH1 Shorthanded - 1 player
SHG Shorthanded goals	SOG Shots on goal	SVS Saves	TPP Time on power play
TS Total shots	W Wins		

Timing and Results provided by  TISSOT



Shot Chart

SWE - KOR

Shots by KOR

Goals (o): 0
SSP (<): 4



GK 1 of SWE

Shots by SWE

Goals (o): 0
SSP (<): 6



GK 1 of KOR

Shots by KOR

Goals (o): 2
SSP (<): 2



GK 1 of SWE

Shots by SWE

Goals (o): 2
SSP (>): 4



GK 1 of KOR

Shots by KOR

Goals (o): 2
SSP (>): 5



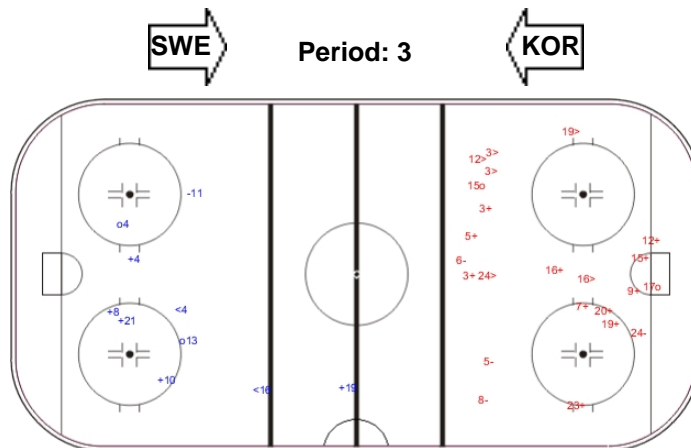
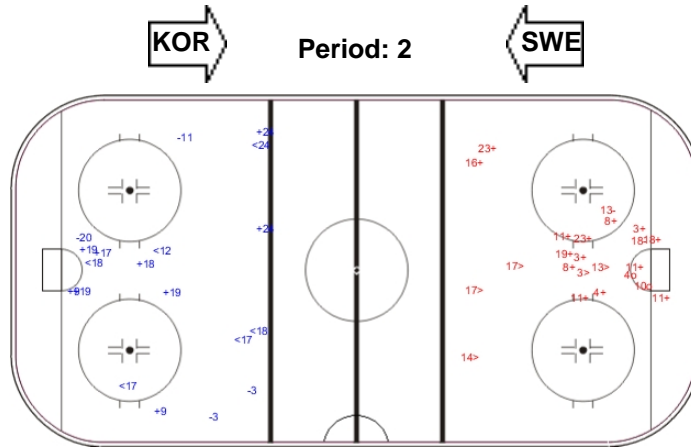
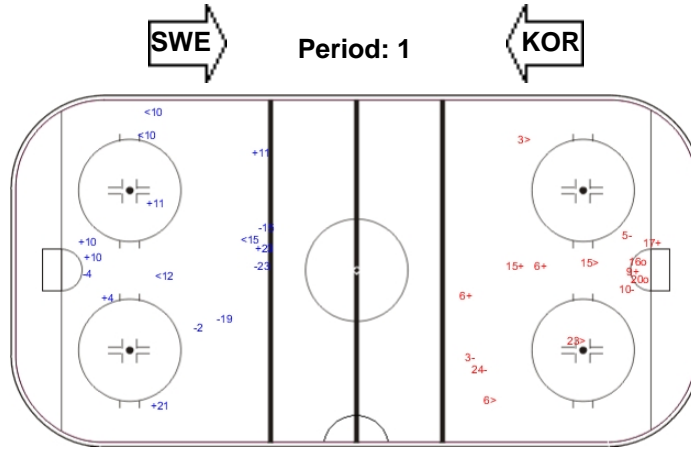
GK 1 of SWE

Shots by SWE

Goals (o): 2
SSP (>): 6



GK 1 of KOR





Shots by KOR

Goals (o): 0

SSG (+): 2

SSP (<): 0

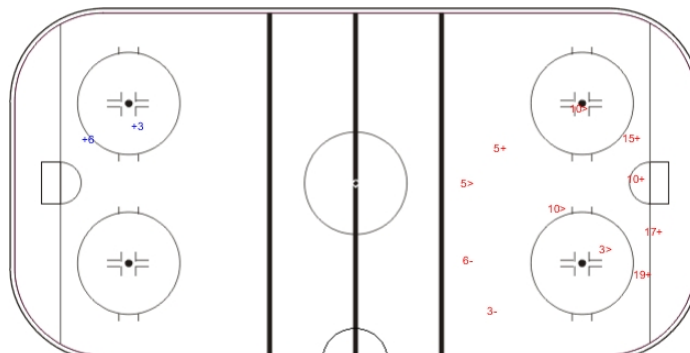
SPG (-): 0



GK 1 of SWE



Overtime



Shots by SWE

Goals (o): 0

SSG (+): 5

SSP (>): 4

SPG (-): 2



GK 1 of KOR

LEGEND

GK Goalkeeper

SPG Shots past goal

SSG Shots saved by goalkeeper

SSP Shots saved by player

Timing and Results provided by **TISSOT**



Face-off Chart

SWE - KOR

PERIOD 1

	SWE		KOR		SWE		KOR		SWE		KOR				
	Def. zone	Att. zone	Neutral zone		Att. zone	Def. zone	Neutral zone		Att. zone	Def. zone	Neutral zone				
	- 19	+ 19	- 19	+ 13	+ 16	- 4	- 19	+ 13	+ 16	- 4	- 19	+ 13			
	+ 15	- 11	+ 16	- 13	- 19	+ 12	- 19	+ 13	- 19	+ 12	- 19	+ 13			
	- 23	+ 19	+ 23	- 2	+ 19	- 19	- 2	- 19	+ 19	- 19	- 19	- 2			
	- 19	+ 13	- 19	+ 13	- 19	+ 4	- 19	+ 13	- 19	+ 4	- 19	+ 13			
	- 19	+ 11	- 16	+ 4	- 16	+ 13	- 16	+ 4	- 16	+ 13	- 16	+ 4			
	- 23	+ 13	- 16	+ 13	- 16	+ 13	- 16	+ 13	- 16	+ 13	- 16	+ 13			
	+ 19	- 4	- 16	+ 13	- 16	+ 13	- 16	+ 13	- 16	+ 13	- 16	+ 13			
Total wins / period	2 / 29%	5 / 71%	2 / 33%	4 / 67%	2 / 67%	1 / 33%	2 / 33%	4 / 67%	2 / 67%	1 / 33%	2 / 33%	4 / 67%			
Total wins all zones															
<table border="1"> <thead> <tr> <th>SWE</th> <th>KOR</th> </tr> </thead> <tbody> <tr> <td>6 / 38%</td> <td>10 / 62%</td> </tr> </tbody> </table>												SWE	KOR	6 / 38%	10 / 62%
SWE	KOR														
6 / 38%	10 / 62%														

PERIOD 2

	SWE		KOR		SWE		KOR		SWE		KOR				
	Def. zone	Att. zone	Neutral zone		Att. zone	Def. zone	Neutral zone		Att. zone	Def. zone	Neutral zone				
	- 16	+ 4	- 19	+ 13	+ 15	- 2	- 19	+ 13	+ 15	- 2	- 19	+ 13			
	- 19	+ 4	+ 15	- 2	- 16	+ 13	+ 15	- 2	- 16	+ 13	+ 15	- 2			
	+ 23	- 4	+ 15	- 12	- 12	+ 19	+ 15	- 12	- 12	+ 19	+ 15	- 12			
	- 16	+ 4	+ 15	- 12	- 12	+ 19	+ 15	- 12	- 12	+ 19	+ 15	- 12			
	+ 23	- 11	+ 15	- 2	- 12	+ 19	+ 15	- 12	- 12	+ 19	+ 15	- 12			
	- 19	+ 2	+ 15	- 2	- 12	+ 19	+ 15	- 12	- 12	+ 19	+ 15	- 12			
	+ 20	- 19	+ 15	- 2	- 12	+ 19	+ 15	- 12	- 12	+ 19	+ 15	- 12			
	- 15	+ 4	+ 15	- 2	- 12	+ 19	+ 15	- 12	- 12	+ 19	+ 15	- 12			
	- 19	+ 4	+ 15	- 2	- 12	+ 19	+ 15	- 12	- 12	+ 19	+ 15	- 12			
	+ 23	- 19	+ 15	- 2	- 12	+ 19	+ 15	- 12	- 12	+ 19	+ 15	- 12			
Total wins / period	4 / 40%	6 / 60%	4 / 80%	1 / 20%	1 / 33%	2 / 67%	4 / 80%	1 / 20%	1 / 33%	2 / 67%	4 / 80%	1 / 20%			
Total wins all zones															
<table border="1"> <thead> <tr> <th>SWE</th> <th>KOR</th> </tr> </thead> <tbody> <tr> <td>9 / 50%</td> <td>9 / 50%</td> </tr> </tbody> </table>												SWE	KOR	9 / 50%	9 / 50%
SWE	KOR														
9 / 50%	9 / 50%														

PERIOD 3

	SWE		KOR		SWE		KOR		SWE		KOR				
	Def. zone	Att. zone	Neutral zone		Att. zone	Def. zone	Neutral zone		Att. zone	Def. zone	Neutral zone				
	- 23	+ 13	+ 19	- 13	+ 19	- 4	- 23	+ 13	+ 19	- 4	- 23	+ 13			
	+ 19	- 13	- 15	+ 4	+ 15	- 13	+ 19	- 13	+ 15	- 13	+ 19	- 13			
	+ 23	- 19	+ 23	- 4	+ 19	- 13	+ 23	- 19	+ 19	- 13	+ 23	- 19			
	- 15	+ 2	+ 15	- 13	- 15	+ 4	- 15	+ 2	- 15	+ 4	- 15	+ 2			
	+ 15	- 13	- 23	+ 12	- 15	+ 2	- 23	+ 12	- 15	+ 2	- 23	+ 12			
			+ 23	- 12	- 15	+ 13	+ 23	- 12	- 15	+ 13	+ 23	- 12			
			- 19	+ 4	+ 15	- 12	- 19	+ 4	+ 15	- 12	- 19	+ 4			
					- 15	+ 11			- 15	+ 11					
					- 19	+ 4			- 19	+ 4					
					+ 15	- 4			+ 15	- 4					
					- 19	+ 13			- 19	+ 13					
					- 15	+ 3			- 15	+ 3					
Total wins / period	3 / 60%	2 / 40%	4 / 57%	3 / 43%	5 / 38%	8 / 62%	4 / 57%	3 / 43%	5 / 38%	8 / 62%	4 / 57%	3 / 43%			
Total wins all zones															
<table border="1"> <thead> <tr> <th>SWE</th> <th>KOR</th> </tr> </thead> <tbody> <tr> <td>12 / 48%</td> <td>13 / 52%</td> </tr> </tbody> </table>												SWE	KOR	12 / 48%	13 / 52%
SWE	KOR														
12 / 48%	13 / 52%														

OVERTIME

Timing and Results provided by **TISSOT**



Preliminary round - Group B, Game 11

	SWE		KOR		SWE		KOR		SWE		KOR	
	Def. zone	Att. zone	Neutral zone		Att. zone	Def. zone	Neutral zone		Att. zone	Def. zone	Neutral zone	
	+ 23	- 10	+ 15	- 10	- 15	+ 4	- 15	- 10	- 15	+ 13	- 15	+ 4
					+ 15	- 4	- 15	+ 4	- 15	+ 4	- 23	+ 3
Total wins / period	1 / 100%	0 / 0%	1 / 100%	0 / 0%	2 / 29%	5 / 71%	Total wins all zones					
											SWE	KOR
											4 / 44%	5 / 56%

TOTAL

	SWE		KOR		SWE		KOR		SWE		KOR	
	Def. zone	Att. zone	Neutral zone		Att. zone	Def. zone	Neutral zone		Att. zone	Def. zone	Neutral zone	
Total wins / game	10 / 43%	13 / 57%	11 / 58%	8 / 42%	10 / 38%	16 / 62%	Total wins all zones					
											SWE	KOR
											31 / 46%	37 / 54%



HEAD TO HEAD

		KOR							Tot	wins SWE	Dz	Nz	Az	
No.	2	3	4	10	11	12	13	19						
SWE	12								0 - 1	1	0 0%			0 0%
	15	3 - 2	0 - 1	2 - 6	1 - 0	1 - 1	3 - 0	3 - 2		25	13 52%	2 50%	6 86%	5 36%
	16			1 - 3				1 - 2		7	2 29%	0 0%	1 33%	1 50%
	19	0 - 1		2 - 4	1 - 0	0 - 1	0 - 1	3 - 5	1 - 1	20	7 35%	2 25%	1 20%	4 57%
	20								1 - 0	1	1 100%	1 100%		
	23	1 - 0	0 - 1	2 - 0	1 - 0	1 - 0	1 - 2	0 - 2	2 - 1	14	8 57%	5 63%	3 75%	0 0%
Tot	7	2	20	3	4	7	18	7	68	31 46%	10 43%	11 58%	10 38%	
wins KOR	3 43%	2 100%	13 65%	0 0%	2 50%	3 43%	11 61%	3 43%	37 54%					
Dz	1 50%	2 100%	5 56%	0 0%	1 100%	2 67%	4 67%	1 50%	16 62%					
Nz	0 0%		3 75%	0 0%		1 25%	4 57%		8 42%					
Az	2 100%		5 71%	0 0%	1 33%		3 60%	2 40%	13 57%					

LEGEND

Az Attacking zone **Dz** Defending zone **Nz** Neutral zone **Tot** Total face-offs played

Timing and Results provided by **TISSOT**



Game Roster

CAN - RUS

Referee(s)

ANSONS Andris (LAT)

Goalkeepers

Team: CAN

No	Name	GP	MIP	GA	SVS	SOG	SVS%	GAA
1	LAZARUK Kristopher Robert	1	29:14	0	8	8	100.00	0.00
30	FLETTE Dalyn Ross	1	00:00	0	0	0	0.00	0.00
31	HOLFELD Ryan Michael	2	90:46	1	15	16	93.75	0.66

Team Roster

Team: CAN (white)

No	Pos	Name	GP	G	A	PTS	PIM	+/-
1	GK	LAZARUK Kristopher Robert	1	0	0	0	0	
3	D	DELAHEY Matthew Kenneth +A	2	0	0	0	2	+5
4	D	CURRAN Kodie James	2	0	2	2	4	+5
5	D	PAULSEN Luke Eric	2	0	3	3	0	+4
6	D	McFAULL Kendall	2	0	2	2	2	+5
7	F	MAXWELL Stanley Mitchell	2	0	2	2	0	+4
8	D	MANNING Neil Alton	2	1	0	1	0	+6
9	F	PEARCE Elgin James Milton	2	2	0	2	0	+3
10	F	COLLINS Christopher James	2	2	2	4	2	+4
11	F	REDDICK Kruise Allan +C	2	1	3	4	0	+5
12	F	HICKMOTT Jordan Lindsay	2	3	2	5	0	+5
15	F	FOWLIE Cody Joseph Allan	2	0	1	1	4	+1
16	F	FOSTER Taylor Joseph	2	2	4	6	0	+5
17	F	DEPAPE Jordan Matthew Orr	2	0	1	1	0	+1
19	F	KOPER Levko Steven John	2	2	1	3	0	+6
21	D	ROWLEY Jordan Thomas	2	0	0	0	0	+3
22	D	CRAIGE Jesse Wade	2	0	1	1	12	+2
23	F	McCALLUM Craig	2	0	0	0	0	+1
24	F	FIDDLER Tyler Wayne	2	0	1	1	0	+2
25	F	KING Kevin Jarrett +A	2	3	2	5	2	+5
26	F	CARTIER Cody Jessie	2	2	0	2	0	+2
30	GK	FLETTE Dalyn Ross	1	0	0	0	0	
31	GK	HOLFELD Ryan Michael	2	0	0	0	0	

Head Coach: ADOLPH David George

Linesmen

ICHIKAWA Shunsuke (JPN) , NYQVIST Anders (SWE)

Team: RUS

No	Name	GP	MIP	GA	SVS	SOG	SVS%	GAA
1	EVDOKIMOV Gleb	2	60:00	1	8	9	88.89	1.00
20	BELOV Sergey	2	60:00	0	14	14	100.00	0.00

Team: RUS (red)

No	Pos	Name	GP	G	A	PTS	PIM	+/-
1	GK	EVDOKIMOV Gleb	2	0	0	0	0	
2	D	VASILYEV Valerii	2	0	0	0	0	+5
8	F	GIMATOV Eduard	2	2	1	3	2	+4
9	F	GORDEEV Artem	2	0	1	1	0	+4
11	D	AKISHIN Dmitrii	2	0	0	0	0	+5
12	D	CHEREPANOV Nikita	2	0	1	1	0	+2
13	F	TORCHENYUK Alexander +C	2	0	2	2	0	+5
14	F	KLIMCHUK Mikhail +A	2	2	2	4	0	+4
15	F	ALESHIN Egor	2	0	2	2	2	+3
16	F	LEBEDEV Alexander	2	1	4	5	0	+5
17	F	FEDOROV Artem	2	3	2	5	0	+3
19	D	RAFIKOV Rushan +A	2	0	0	0	4	+5
20	GK	BELOV Sergey	2	0	0	0	0	
21	F	SOLOVYEV Evgeny	2	0	2	2	2	+2
22	F	BARBASHEV Sergey	2	3	1	4	2	+5
23	D	MASLOV Kirill	2	0	0	0	0	+2
24	F	KRIVCHENKO Egor	2	1	2	3	0	+2
25	D	BOLSHAKOV Alexander	2	0	0	0	0	+6
26	F	PETRAKOV Ivan	2	2	2	4	0	+5
27	F	SHINGAREEV Timur	2	1	1	2	0	+5
28	D	VIKSNA Evgeny	2	2	1	3	0	+8
29	F	LEE Oleg	2	1	2	3	0	+5

Head Coach: UVAEV Viacheslav

LEGEND

A Assists	D Defence	F Forward	G Goals
GA Goals against	GAA Goals against as average per 60 minutes	GK Goalkeeper	GP Games played
MIP Minutes and seconds played	No Jersey number	PIM Penalties in minutes	Pos Position
PTS Points	SOG Shots on goal	SVS Saves	SVS% Saves in percentage
+/- Plus/minus net	+A Assistant captain	+C Captain	

Timing and Results provided by **TISSOT**



Line-Ups

CAN - RUS

Referee(s)

ANSONS Andris (LAT)

Linesmen

ICHIKAWA Shunsuke (JPN) , NYQVIST Anders (SWE)

Goalkeepers

Team: CAN

No	Name
----	------

1	LAZARUK Kristopher Robert
31	HOLFELD Ryan Michael

Team Line-ups

Team: CAN (white)

No	Pos	Name
----	-----	------

3	D	DELAHEY Matthew Kenneth +A
6	D	McFAULL Kendall
10	F	COLLINS Christopher James
11	F	REDDICK Kruiise Allan +C
19	F	KOPER Levko Steven John
21	D	ROWLEY Jordan Thomas
22	D	CRAIGE Jesse Wade
12	F	HICKMOTT Jordan Lindsay
16	F	FOSTER Taylor Joseph
25	F	KING Kevin Jarrett +A
4	D	CURRAN Kodie James
8	D	MANNING Neil Alton
23	F	McCALLUM Craig
24	F	FIDDLER Tyler Wayne
26	F	CARTIER Cody Jessie
5	D	PAULSEN Luke Eric
7	F	MAXWELL Stanley Mitchell
9	F	PEARCE Elgin James Milton
15	F	FOWLIE Cody Joseph Allan
17	F	DEPAPE Jordan Matthew Orr

Head Coach: ADOLPH David George

NOT DRESSED:

30 GK FLETTE Dalyn Ross

Team: RUS

No	Name
----	------

1	EVDOKIMOV Gleb
20	BELOV Sergey

Team: RUS (red)

No	Pos	Name
----	-----	------

2	D	VASILYEV Valerii
19	D	RAFIKOV Rushan +A
16	F	LEBEDEV Alexander
26	F	PETRAKOV Ivan
27	F	SHINGAREEV Timur
11	D	AKISHIN Dmitrii
28	D	VIKSNA Evgeny
13	F	TORCHENYUK Alexander +C
22	F	BARBASHEV Sergey
29	F	LEE Oleg
25	D	BOLSHAKOV Alexander
8	F	GIMATOV Eduard
9	F	GORDEEV Artem
14	F	KLIMCHUK Mikhail +A
21	F	SOLOVYEV Evgeny
12	D	CHEREPANOV Nikita
23	D	MASLOV Kirill
15	F	ALESHIN Egor
17	F	FEDOROV Artem
24	F	KRIVCHENKO Egor

Head Coach: UVAEV Viacheslav

LEGEND

D	Defence	F	Forward	No	Jersey number	Pos	Position
+A	Assistant captain	+C	Captain				



Graphical Line-Ups

CAN - RUS

Referee(s)

ANSONS Andris (LAT)

Linesmen

ICHIKAWA Shunsuke (JPN) , NYQVIST Anders (SWE)

Team: CAN - Canada (white)

Head Coach: ADOLPH David George

S1 1 LAZARUK Kristopher Robert		
31 HOLFELD Ryan Michael		
S2 3 DELAHEY Matthew Kenneth +A	S3 6 McFAULL Kendall	
S6 19 KOPER Levko Steven John	S5 11 REDDICK Kruiise Allan +C	S4 10 COLLINS Christopher James
21 ROWLEY Jordan Thomas		22 CRAIGE Jesse Wade
25 KING Kevin Jarrett +A	16 FOSTER Taylor Joseph	12 HICKMOTT Jordan Lindsay
8 MANNING Neil Alton		4 CURRAN Kodie James
23 McCALLUM Craig	24 FIDDLER Tyler Wayne	26 CARTIER Cody Jessie
5 PAULSEN Luke Eric		15 FOWLIE Cody Joseph Allan
7 MAXWELL Stanley Mitchell	9 PEARCE Elgin James Milton	17 DEPAPE Jordan Matthew Orr

Team: RUS - Russian Federation (red)

Head Coach: UVAEV Viacheslav

S1 1 EVDOKIMOV Gleb		
20 BELOV Sergey		
S3 19 RAFIKOV Rushan +A	S2 2 VASILYEV Valerii	
S6 27 SHINGAREEV Timur	S5 26 PETRAKOV Ivan	S4 16 LEBEDEV Alexander
11 AKISHIN Dmitrii		28 VIKSNA Evgeny
22 BARBASHEV Sergey	13 TORCHENYUK Alexander +C	29 LEE Oleg
25 BOLSHAKOV Alexander		21 SOLOVYEV Evgeny
8 GIMATOV Eduard	9 GORDEEV Artem	14 KLIMCHUK Mikhail +A
12 CHEREPANOV Nikita		23 MASLOV Kirill
17 FEDOROV Artem	24 KRIVCHENKO Egor	15 ALESHIN Egor

LEGEND

Sn Starting position

+A Assistant captain

+C Captain

Timing and Results provided by **TISSOT**



Game Summary

CAN - RUS 5 - 3 (0 - 2 , 3 - 1 , 2 - 0)

Spectators	Referee(s)	Linesmen
2600	ANSONS Andris (LAT)	ICHIKAWA Shunsuke (JPN) , NYQVIST Anders (SWE)

Team Statistics

Period	Score	SVS	SOG	PIM	TPP	PPG	SHG
1	0 : 2	10 : 8	8 : 12	8 : 4	00:08 : 02:51	0 : 0	0 : 0
2	3 : 1	7 : 9	12 : 8	4 : 4	01:29 : 03:18	0 : 1	0 : 0
3	2 : 0	13 : 3	5 : 13	12 : 4	00:33 : 08:00	1 : 0	0 : 0
Total	5 : 3	30 : 20	25 : 33	24 : 12	02:10 : 14:09	1 : 1	0 : 0

1st Period

Action	Time	ET/Res	Team	Type	No	Name	(G)	Name of Assistant(s) / Action Description
GK	00:00		CAN		1	LAZARUK KR		- Goalkeeper in
GK	00:00		RUS		1	EVDOKIMOV G		- Goalkeeper in
Penalty	03:00	05:00	CAN	2 min.	11	REDDICK KA		- Tripping
Penalty	03:43	05:43	CAN	2 min.	25	KING KJ		- High Sticking
Goal	07:53	0 : 1	RUS	EQ	26	PETRAKOV I	(3)	16 LEBEDEV A 19 RAFIKOV R On Ice CAN 1 3 6 10 11 19 RUS 1 2 16 19 26 27
Goal	12:42	0 : 2	RUS	EQ	19	RAFIKOV R	(1)	17 FEDOROV A On Ice CAN 1 3 6 10 11 19 RUS 1 2 15 17 19 24
Penalty	13:58	15:58	CAN	2 min.	25	KING KJ		- Boarding
Penalty	14:06	16:06	RUS	2 min.	12	CHEREPANOV N		- Hooking
Penalty	20:00	22:00	RUS	2 min.	8	GIMATOV E		- Roughing
Penalty	20:00	22:00	CAN	2 min.	7	MAXWELL SM		- Roughing

2nd Period

Action	Time	ET/Res	Team	Type	No	Name	(G)	Name of Assistant(s) / Action Description
Goal	20:27	1 : 2	CAN	EQ	11	REDDICK KA	(2)	19 KOPER LSJ 21 ROWLEY JT On Ice CAN 1 11 19 21 22 RUS 1 2 16 19 26
Goal	21:36	2 : 2	CAN	EQ	24	FIDDLER TW	(1)	21 ROWLEY JT 26 CARTIER CJ On Ice CAN 1 21 22 24 26 RUS 1 2 8 14 25
Penalty	28:58	30:16	CAN	2 min.	24	FIDDLER TW		- Roughing
Goal	30:16	2 : 3	RUS	PP1	24	KRIVCHENKO E	(2)	17 FEDOROV A On Ice CAN 1 3 6 12 16 RUS 1 12 15 17 23 24 *
Penalty	31:18	33:18	CAN	2 min.	26	CARTIER CJ		- High Sticking
Goal	36:48	3 : 3	CAN	EQ	22	CRAIGE JW	(1)	21 ROWLEY JT 7 MAXWELL SM On Ice CAN 1 7 9 17 21 22 RUS 1 12 13 15 17 23
Penalty	38:31	40:31	RUS	2 min.	13	TORCHENYUK A		- Tripping
Penalty	39:40	40:33	RUS	2 min.	19	RAFIKOV R		- Slashing

3rd Period

Action	Time	ET/Res	Team	Type	No	Name	(G)	Name of Assistant(s) / Action Description
Goal	40:33	4 : 3	CAN	PP1	22	CRAIGE JW	(2)	On Ice CAN 1 11 12 16 21 22 RUS 1 9 12 13 14 *
Penalty	42:27	44:27	CAN	2 min.	3	DELAHEY MK		- Cross-Checking
Goal	45:47	5 : 3	CAN	EQ	24	FIDDLER TW	(2)	21 ROWLEY JT 22 CRAIGE JW On Ice CAN 1 21 22 23 24 26 RUS 1 11 13 15 22 28
Penalty	45:58	47:58	CAN	2 min.	3	DELAHEY MK		- Tripping
Penalty	49:15	51:15	RUS	2 min.	16	LEBEDEV A		- Roughing
Penalty	49:15	53:15	RUS	2 min.	16	LEBEDEV A		- Roughing
Penalty	49:15	51:15	CAN	2 min.	17	DEPAPE JMO		- Roughing
Penalty	49:15	53:15	CAN	2 min.	17	DEPAPE JMO		- Roughing
Penalty	52:50	54:50	CAN	2 min.	21	ROWLEY JT		- Tripping
Time-out	55:30		CAN					
Penalty	56:00	58:00	CAN	2 min.	24	FIDDLER TW		- Interference
GK	60:00		CAN					1 LAZARUK KR - Goalkeeper out
GK	60:00		RUS					1 EVDOKIMOV G - Goalkeeper out

Timing and Results provided by **TISSOT**



Goalkeeper Records

Team : CAN - Canada

No	Name	SOG	SVS	MIP
1	LAZARUK Kristopher Robert	33	30	60:00
31	HOLFELD Ryan Michael			

Team : RUS - Russian Federation

No	Name	SOG	SVS	MIP
1	EVDOKIMOV Gleb	25	20	60:00
20	BELOV Sergey			

Game Statistics

Team : CAN (white)

Head Coach : ADOLPH David George

No	Pos	Name	G	A	P	PIM	FO+	FO-	FO+/-	FO%	Shots on Goal					+/-
											1	2	3	OT	TS	
3	D	DELAHEY Matthew Kenneth +A	0	0	0	4	0	0	0	0.00	0	0	0	0	0	-2
6	D	McFAULL Kendall	0	0	0	0	0	0	0	0.00	1	0	0	0	1	-2
10	F	COLLINS Christopher James	0	0	0	0	1	2	-1	33.33	0	0	1	1	1	-2
11	F	REDDICK Kruike Allan +C	1	0	1	2	9	8	1	52.94	2	1	0	0	3	-1
19	F	KOPER Levko Steven John	0	1	1	0	0	1	-1	0.00	1	1	0	0	2	-1
12	F	HICKMOTT Jordan Lindsay	0	0	0	0	0	0	0	0.00	1	1	0	0	2	0
16	F	FOSTER Taylor Joseph	0	0	0	0	8	10	-2	44.44	0	0	0	0	0	0
21	D	ROWLEY Jordan Thomas	0	4	4	2	0	0	0	0.00	1	0	0	0	1	+4
22	D	CRAIGE Jesse Wade	2	1	3	0	0	0	0	0.00	0	1	1	0	2	+4
25	F	KING Kevin Jarrett +A	0	0	0	4	1	0	1	100.00	0	3	0	0	3	0
4	D	CURRAN Kodie James	0	0	0	0	0	0	0	0.00	0	0	2	0	2	0
8	D	MANNING Neil Alton	0	0	0	0	0	0	0	0.00	0	0	0	0	0	0
23	F	McCALLUM Craig	0	0	0	0	0	0	0	0.00	1	1	0	0	2	+1
24	F	FIDDLER Tyler Wayne	2	0	2	4	14	10	4	58.33	1	2	1	0	4	+2
26	F	CARTIER Cody Jessie	0	1	1	2	0	1	-1	0.00	0	0	0	0	0	+2
5	D	PAULSEN Luke Eric	0	0	0	0	0	0	0	0.00	0	0	0	0	0	0
7	F	MAXWELL Stanley Mitchell	0	1	1	2	2	0	2	100.00	0	0	0	0	0	+1
9	F	PEARCE Elgin James Milton	0	0	0	0	3	6	-3	33.33	0	0	0	0	0	+1
15	F	FOWLIE Cody Joseph Allan	0	0	0	0	1	0	1	100.00	0	0	0	0	0	0
17	F	DEPAPE Jordan Matthew Orr	0	0	0	4	0	0	0	0.00	0	2	0	0	2	+1
1	GK	LAZARUK Kristopher Robert	0	0	0	0					0	0	0	0	0	
31	GK	HOLFELD Ryan Michael	0	0	0	0					0	0	0	0	0	
Total			5	8	13	24	39	38	1	50.65	8	12	5	0	25	

Team : RUS (red)

Head Coach : UVAEV Viacheslav

No	Pos	Name	G	A	P	PIM	FO+	FO-	FO+/-	FO%	Shots on Goal					+/-
											1	2	3	OT	TS	
2	D	VASILYEV Valerii	0	0	0	0	0	0	0	0.00	0	1	0	0	1	0
16	F	LEBEDEV Alexander	0	1	1	4	1	0	1	100.00	1	0	0	0	1	0
19	D	RAFIKOV Rushan +A	1	1	2	2	0	0	0	0.00	2	2	1	0	5	+1
26	F	PETRAKOV Ivan	1	0	1	0	6	6	0	50.00	1	1	1	0	3	0
27	F	SHINGAREEV Timur	0	0	0	0	1	1	0	50.00	0	1	0	0	1	+1
11	D	AKISHIN Dmitrii	0	0	0	0	0	0	0	0.00	0	0	0	0	0	-1
13	F	TORCHENYUK Alexander +C	0	0	0	2	9	7	2	56.25	1	1	0	0	2	-2
22	F	BARBASHEV Sergey	0	0	0	0	3	1	2	75.00	0	0	3	0	3	-1
28	D	VIKSNA Evgeny	0	0	0	0	2	1	1	66.67	1	1	0	0	2	-1
29	F	LEE Oleg	0	0	0	0	0	1	-1	0.00	2	0	0	0	2	0
8	F	GIMATOV Eduard	0	0	0	2	0	1	-1	0.00	0	0	1	0	1	-1
9	F	GORDEEV Artem	0	0	0	0	8	11	-3	42.11	0	0	0	0	0	0
14	F	KLIMCHUK Mikhail +A	0	0	0	0	1	0	1	100.00	1	0	0	0	1	-1
21	F	SOLOVYEV Evgeny	0	0	0	0	0	0	0	0.00	0	0	0	0	0	0
25	D	BOLSHAKOV Alexander	0	0	0	0	0	0	0	0.00	0	0	1	0	1	-1
12	D	CHEREPANOV Nikita	0	0	0	2	0	0	0	0.00	0	0	3	0	3	-1
15	F	ALESHIN Egor	0	0	0	0	1	2	-1	33.33	1	0	1	0	2	-1
17	F	FEDOROV Artem	0	2	2	0	0	0	0	0.00	1	0	0	0	1	0
23	D	MASLOV Kirill	0	0	0	0	0	0	0	0.00	0	0	1	0	1	-1
24	F	KRIVCHENKO Egor	1	0	1	0	6	8	-2	42.86	1	1	1	0	3	+1
1	GK	EVDOKIMOV Gleb	0	0	0	0					0	0	0	0	0	

Timing and Results provided by TISSOT



Preliminary round - Group B, Game 12

Head Coach : UVAEV Viacheslav

No	Pos	Name	G	A	P	PIM	FO+	FO-	FO+/-	FO%	Shots on Goal					+/-
											1	2	3	OT	TS	
20	GK	BELOV Sergey	0	0	0	0					0	0	0		0	
Total			3	4	7	12	38	39	-1	49.35	12	8	13		33	


Group B

R	Team	GP	W	OTW	OTL	L	GDF	GF : GA	PTS
1	CAN	3	3	0	0	0	+19	23 : 4	9
2	RUS	3	2	0	0	1	+15	21 : 6	6
3	SWE	3	0	1	0	2	-10	6 : 16	2
4	KOR	3	0	0	1	2	-24	5 : 29	1

	CAN	KOR	RUS	SWE
CAN	*****	11:1	5:3	7:0
KOR	1:11	*****	0:13	4:5
RUS	3:5	13:0	*****	5:1
SWE	0:7	5:4	1:5	*****

LEGEND

(G) Goals in tournament	* does not count for Plus/minus	+/- Plus/minus net	+A Assistant captain
+C Captain	A Assists	D Defence	EQ Equal strength
ET/Res Penalty end time/Result of game	F Forward	FO- Face-offs lost	FO% Face-offs won as percentage
FO+ Face-offs won	FO+/- Face-offs net	G Goals	GA Goals against
GDF Goal difference	GF Goals for	GK Goalkeeper	GP Games played
L Losses	MIP Minutes in play (GK)	No Jersey number	OT Overtime
OTL Overtime losses	OTW Overtime wins	P Points	PIM Penalties in minutes
Pos Position	PP1 Power play - 1 player	PPG Power play goals	PTS Points
R Rank	SHG Shorthanded goals	SOG Shots on goal	SVS Saves
TTP Time on power play	TS Total shots	W Wins	

Timing and Results provided by  TISSOT

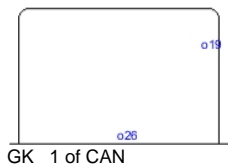


Shot Chart

CAN - RUS

Shots by RUS


Goals (o): 2 SSG (+): 10
SSP (-): 6 SPG (-): 2



GK 1 of CAN

Shots by CAN

Goals (o): 3 SSG (+): 9
SSP (-): 1 SPG (-): 0



GK 1 of RUS

Shots by RUS

Goals (o): 0 SSG (+): 13
SSP (-): 5 SPG (-): 3



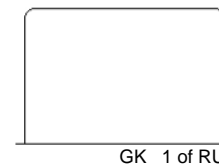
GK 1 of CAN

LEGEND

GK Goalkeeper **SPG** Shots past goal **SSG** Shots saved by goalkeeper **SSP** Shots saved by player

Shots by CAN


Goals (o): 0 SSG (+): 8
SSP (>): 8 SPG (-): 4



GK 1 of RUS

Shots by RUS

Goals (o): 1 SSG (+): 7
SSP (>): 5 SPG (-): 2



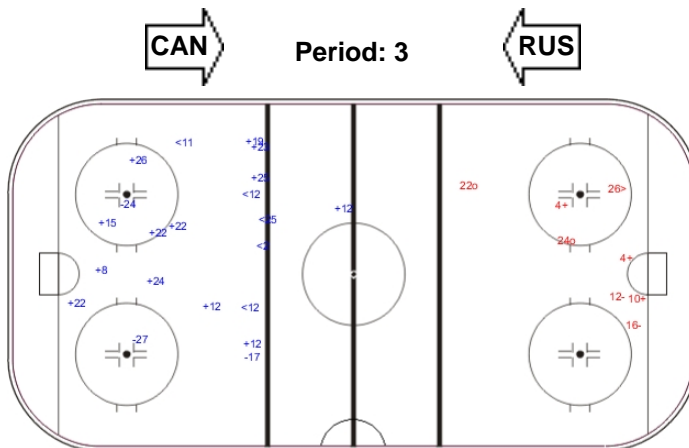
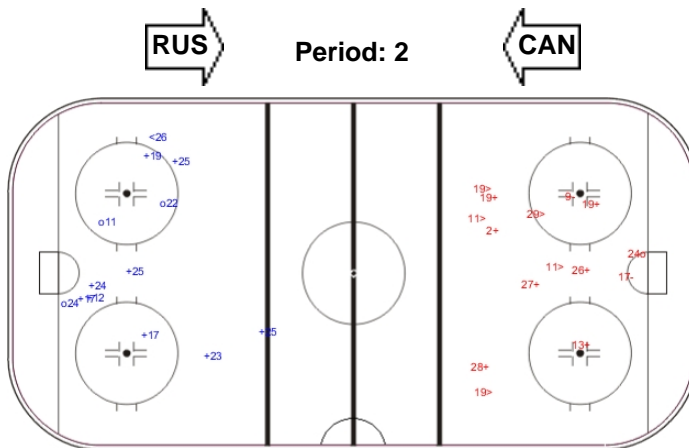
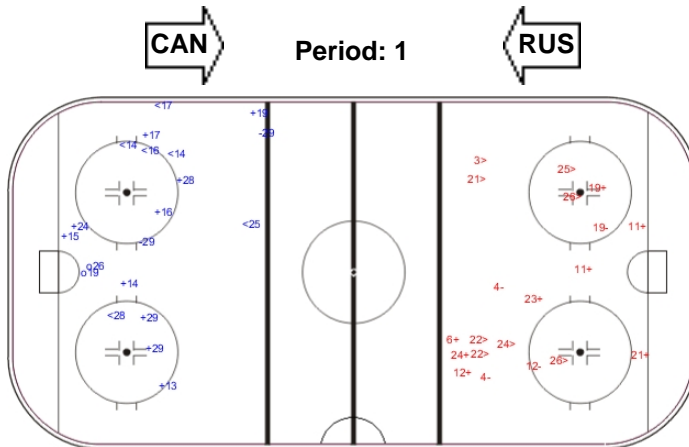
GK 1 of CAN

Shots by CAN

Goals (o): 2 SSG (+): 3
SSP (>): 1 SPG (-): 2



GK 1 of RUS





Face-off Chart

CAN - RUS

PERIOD 1

	CAN		RUS		CAN		RUS		
	Def. zone	Att. zone	Neutral zone	Neutral zone	Att. zone	Def. zone	Def. zone		
	- 16	+ 13	+ 11	- 26	- 24	+ 9			
	- 24	+ 13	- 24	+ 24	+ 24	- 24			
	+ 24	- 8	+ 7	- 24	+ 11	- 28			
	+ 16	- 9	- 16	+ 13	- 26	+ 24			
	+ 16	- 13	+ 9	- 13	- 9	+ 22			
	+ 24	- 24	+ 11	- 26	+ 11	- 24			
	+ 24	- 9	- 9	+ 26	- 16	+ 14			
	+ 15	- 13	- 11	+ 28	+ 24	- 9			
	+ 7	- 9			+ 16	- 29			
					- 10	+ 24			
					+ 10	- 9			
					+ 24	- 9			
Total wins / period	7 / 78%	2 / 22%	4 / 50%	4 / 50%	7 / 58%	5 / 42%	Total wins all zones		
							CAN	RUS	
							18 / 62%	11 / 38%	

PERIOD 2

	CAN		RUS		CAN		RUS		
	Def. zone	Att. zone	Neutral zone	Neutral zone	Att. zone	Def. zone	Def. zone		
	+ 11	- 26	- 11	+ 28	- 9	+ 27			
	+ 24	- 9	- 16	+ 13	+ 16	- 13			
	+ 24	- 15	- 24	+ 24	+ 24	- 9			
	- 11	+ 13	- 11	+ 26	- 9	+ 9			
	+ 24	- 27	- 16	+ 24	- 9	+ 9			
	- 11	+ 22	- 24	+ 26	+ 16	- 15			
	- 24	+ 16	+ 11	- 26	- 24	+ 9			
	- 10	+ 13			- 16	+ 13			
	+ 16	- 9			- 16	+ 26			
	+ 9	- 13			- 9	+ 9			
	+ 24	- 9			- 16	+ 26			
Total wins / period	7 / 64%	4 / 36%	1 / 14%	6 / 86%	3 / 27%	8 / 73%	Total wins all zones		
							CAN	RUS	
							11 / 38%	18 / 62%	

PERIOD 3

	CAN		RUS		CAN		RUS		
	Def. zone	Att. zone	Neutral zone	Neutral zone	Att. zone	Def. zone	Def. zone		
	+ 9	- 24	+ 11	- 9					
	+ 11	- 22	+ 24	- 26					
	- 11	+ 9	+ 16	- 24					
	+ 11	- 24	- 16	+ 9					
	+ 24	- 13	- 16	+ 24					
	- 24	+ 22	- 24	+ 13					
	- 19	+ 26	- 11	+ 9					
	- 24	+ 13	+ 16	- 26					
	- 11	+ 15	+ 24	- 24					
	+ 25	- 13							
Total wins / period	5 / 50%	5 / 50%	5 / 56%	4 / 44%			Total wins all zones		
							CAN	RUS	
							10 / 53%	9 / 47%	



TOTAL

Total wins / game	CAN		RUS		CAN		RUS		Total wins all zones	
	Def. zone	Att. zone	Neutral zone	Neutral zone	Att. zone	Def. zone	Att. zone	Def. zone	CAN	RUS
	19 / 63%	11 / 37%	10 / 42%	14 / 58%	10 / 43%	13 / 57%	39 / 51%	38 / 49%		



HEAD TO HEAD

		RUS											Tot	wins CAN	Dz	Nz	Az	
No.	8	9	13	14	15	16	22	24	26	27	28	29						
CAN	7		1 - 0						1 - 0					2	2 100%	1 100%	1 100%	
	9		0 - 3	2 - 0				0 - 1	1 - 0	0 - 1	0 - 1			9	3 33%	2 100%	1 50%	0 0%
	10		1 - 0	0 - 1					0 - 1					3	1 33%	0 0%		1 50%
	11		1 - 2	0 - 1			0 - 1		1 - 1	2 - 0	4 - 1		1 - 2	17	9 53%	3 43%	4 50%	2 100%
	15			1 - 0										1	1 100%	1 100%		
	16		2 - 1	2 - 4	0 - 1	1 - 0			1 - 2	1 - 2			1 - 0	18	8 44%	3 75%	2 29%	3 43%
	19									0 - 1				1	0 0%	0 0%		
	24	1 - 0	6 - 2	1 - 3		1 - 0	0 - 1	0 - 1	3 - 2	1 - 1	1 - 0			24	14 58%	8 67%	2 33%	4 67%
	25			1 - 0										1	1 100%	1 100%		
	26								0 - 1					1	0 0%			0 0%
Tot	1	19	16	1	3	1	4	14	12	2	3	1	77	39 51%	19 63%	10 42%	10 43%	
wins RUS	0 0%	8 42%	9 56%	1 100%	1 33%	1 100%	3 75%	6 43%	6 50%	1 50%	2 67%	0 0%	38 49%					
Dz		5 56%	1 50%	1 100%	0 0%		1 100%	2 50%	2 100%	1 100%	0 0%	0 0%	13 57%					
Nz		2 67%	3 75%					4 57%	3 38%		2 100%		14 58%					
Az	0 0%	1 14%	5 50%		1 50%	1 100%	2 67%	0 0%	1 50%	0 0%			11 37%					

LEGEND

Az Attacking zone **Dz** Defending zone **Nz** Neutral zone **Tot** Total face-offs played

Timing and Results provided by **TISSOT**



Game Roster

KAZ - JPN

Referee(s)

CAMPBELL Michael (CAN)

Linesmen

LIU Ren (CHN) , van GRINSVEN Chris (BEL)

Goalkeepers

Team: KAZ

No	Name	GP	MIP	GA	SVS	SOG	SVS%	GAA
1	KUDRYAVTSEV Sergey	0	00:00	0	0	0	0.00	0.00
20	SMOLNIKOV Mikhail	0	00:00	0	0	0	0.00	0.00
25	GRYAZNOV Maxim	0	00:00	0	0	0	0.00	0.00

Team Roster

Team: KAZ (blue)

No	Pos	Name	GP	G	A	PTS	PIM	+/-
1	GK	KUDRYAVTSEV Sergey	0	0	0	0	0	
2	D	GOROZHANINOV Ilya	0	0	0	0	0	0
3	D	IVASHIN Viktor	0	0	0	0	0	0
4	D	GULYAKOV Ilya	0	0	0	0	0	0
5	D	ISHMAMETYEV Alexey	0	0	0	0	0	0
6	D	AKHMETOV Daniyar	0	0	0	0	0	0
7	F	POPOVICH Yulian	0	0	0	0	0	0
8	F	ZYATKOV Pavel	0	0	0	0	0	0
9	F	NESTEROV German	0	0	0	0	0	0
10	D	GREBENCHSHIKOV Vladimir	0	0	0	0	0	0
11	D	KENBAYEV Daulet	0	0	0	0	0	0
12	F	ANTSIFEROV Alexey	0	0	0	0	0	0
14	F	VOLOGODSKIY Alexandr	0	0	0	0	0	0
16	F	SAFIN Renat	0	0	0	0	0	0
17	F	YELAKOV Vladislav	0	0	0	0	0	0
18	D	KURSHUK Alexandr	0	0	0	0	0	0
19	F	BELGIBAYEV Nursultan	0	0	0	0	0	0
20	GK	SMOLNIKOV Mikhail	0	0	0	0	0	
21	F	MAZULA Eduard	0	0	0	0	0	0
22	F	KACHULIN Mikhail	0	0	0	0	0	0
23	F	KOVZALOV Ilya	0	0	0	0	0	0
24	F	FEDOSSENKO Vyacheslav	0	0	0	0	0	0
25	GK	GRYAZNOV Maxim	0	0	0	0	0	

Head Coach: STARYGIN Sergey

Team: JPN

No	Name	GP	MIP	GA	SVS	SOG	SVS%	GAA
1	HITOMI Shun	0	00:00	0	0	0	0.00	0.00
25	ONODA Takuto	0	00:00	0	0	0	0.00	0.00


Team: JPN (white)

No	Pos	Name	GP	G	A	PTS	PIM	+/-
1	GK	HITOMI Shun	0	0	0	0	0	
2	D	HORIUCHI Itaru	0	0	0	0	0	0
4	D	MATSUKANE Kenta	0	0	0	0	0	0
5	D	KATO Shinnosuke	0	0	0	0	0	0
6	D	OHBA Dai	0	0	0	0	0	0
7	D	YOKOYAMA Yoshiya	0	0	0	0	0	0
8	F	OMUKU Maito	0	0	0	0	0	0
9	F	ECHIGO Tomoya	0	0	0	0	0	0
11	F	OTSU Kosuke	0	0	0	0	0	0
12	D	KOIZUMI Kazunari	0	0	0	0	0	0
13	F	HITOSATO Shigeki	0	0	0	0	0	0
14	F	TANAKA Kentaro	0	0	0	0	0	0
15	F	KONNO Tomohiro	0	0	0	0	0	0
16	F	TATEDA Shun	0	0	0	0	0	0
18	F	FURUHASHI Makuru	0	0	0	0	0	0
19	F	NAKAJIMA Shogo	0	0	0	0	0	0
21	F	SUZUKI Kento	0	0	0	0	0	0
22	F	KAWAMURA Kazuki	0	0	0	0	0	0
23	F	IKEDA Ikki	0	0	0	0	0	0
24	D	SATOH Hikaru	0	0	0	0	0	0
25	GK	ONODA Takuto	0	0	0	0	0	

Head Coach: MAHON Mark

LEGEND

A Assists	D Defence	F Forward	G Goals
GA Goals against	GAA Goals against as average per 60 minutes	GK Goalkeeper	GP Games played
MIP Minutes and seconds played	No Jersey number	PIM Penalties in minutes	Pos Position
PTS Points	SOG Shots on goal	SVS Saves	SVS% Saves in percentage
+/- Plus/minus net			

Timing and Results provided by  TISSOT



Line-Ups

KAZ - JPN

Referee(s)

CAMPBELL Michael (CAN)

Linesmen

LIU Ren (CHN) , van GRINSVEN Chris (BEL)

Goalkeepers

Team: KAZ

No	Name
20	SMOLNIKOV Mikhail
25	GRYAZNOV Maxim

Team Line-ups

Team: KAZ (blue)

No	Pos	Name
4	D	GULYAKOV Ilya
18	D	KURSHUK Alexandr +A
8	F	ZYATKOV Pavel
22	F	KACHULIN Mikhail
23	F	KOVZALOV Ilya
5	D	ISHMAMETYEV Alexey
6	D	AKHMETOV Daniyar +C
9	F	NESTEROV German
16	F	SAFIN Renat
17	F	YELAKOV Vladislav
10	D	GREBENCHSHIKOV Vladimir
11	D	KENBAYEV Daulet
7	F	POPOVICH Yulian
12	F	ANTSIFEROV Alexey
19	F	BELGIBAYEV Nursultan +A
2	D	GOROZHANINOV Ilya
3	D	IVASHIN Viktor
14	F	VOLOGODSKIY Alexandr
24	F	FEDOSSENKO Vyacheslav

Head Coach: STARYGIN Sergey

NOT DRESSED:

1 GK KUDRYAVTSEV Sergey
21 F MAZULA Eduard

Team: JPN

No	Name
25	ONODA Takuto
1	HITOMI Shun

Team: JPN (white)

No	Pos	Name
4	D	MATSUKANE Kenta
24	D	SATOH Hikaru +C
15	F	KONNO Tomohiro
18	F	FURUHASHI Makuru
23	F	IKEDA Ikki
7	D	YOKOYAMA Yoshiya
12	D	KOIZUMI Kazunari
9	F	ECHIGO Tomoya +A
16	F	TATEDA Shun
19	F	NAKAJIMA Shogo
2	D	HORIUCHI Itaru
5	D	KATO Shinnosuke
8	F	OMUKU Maito
11	F	OTSU Kosuke
22	F	KAWAMURA Kazuki
6	D	OHBA Dai
13	F	HITOSATO Shigeki
14	F	TANAKA Kentaro +A
21	F	SUZUKI Kento

Head Coach: MAHON Mark

LEGEND

D	Defence	F	Forward	No	Jersey number	Pos	Position
+A	Assistant captain	+C	Captain				

Timing and Results provided by **TISSOT**



Graphical Line-Ups

KAZ - JPN

Referee(s)

CAMPBELL Michael (CAN)

Linesmen

LIU Ren (CHN) , van GRINSVEN Chris (BEL)

Team: KAZ - Kazakhstan (blue)

Head Coach: STARYGIN Sergey

S1 20 SMOLNIKOV Mikhail		
25 GRYAZNOV Maxim		
S2 4 GULYAKOV Ilya	S3 18 KURSHUK Alexandr +A	
S5 22 KACHULIN Mikhail	S6 23 KOVZALOV Ilya	S4 8 ZYATKOV Pavel
6 AKHMETOV Daniyar +C		5 ISHMAMETYEV Alexey
9 NESTEROV German	17 YELAKOV Vladislav	16 SAFIN Renat
10 GREBENCHSHIKOV Vladimir		11 KENBAYEV Dautlet
7 POPOVICH Yulian	12 ANTSIFEROV Alexey	19 BELGIBAYEV Nursultan +A
2 GOROZHANINOV Ilya		3 IVASHIN Viktor
24 FEDOSSENKO Vyacheslav		14 VOLOGODSKIY Alexandr

Team: JPN - Japan (white)

Head Coach: MAHON Mark

S1 25 ONODA Takuto		
1 HITOMI Shun		
S3 24 SATOH Hikaru +C	S2 4 MATSUKANE Kenta	
S4 15 KONNO Tomohiro	S5 18 FURUHASHI Makuru	S6 23 IKEDA Ikki
7 YOKOYAMA Yoshiya		12 KOIZUMI Kazunari
19 NAKAJIMA Shogo	9 ECHIGO Tomoya +A	16 TATEDA Shun
2 HORIUCHI Itaru		5 KATO Shinnosuke
11 OTSU Kosuke	8 OMIKU Maito	22 KAWAMURA Kazuki
6 OHBA Dai		
13 HITOSATO Shigeki	14 TANAKA Kentaro +A	21 SUZUKI Kento

LEGEND

Sn Starting position

+A Assistant captain

+C Captain

Timing and Results provided by **TISSOT**



Game Summary

REVISED
5 FEB 19:44

KAZ - JPN 3 - 2 (0 - 0 , 2 - 1 , 1 - 1)

Spectators	Referee(s)	Linesmen
257	CAMPBELL Michael (CAN)	LIU Ren (CHN) , van GRINSVEN Chris (BEL)

Team Statistics

Period	Score	SVS	SOG	PIM	TPP	PPG	SHG
1	0 : 0	10 : 8	8 : 10	4 : 2	02:00 : 04:00	0 : 0	0 : 0
2	2 : 1	7 : 13	15 : 8	2 : 2	02:00 : 02:00	0 : 0	0 : 0
3	1 : 1	6 : 6	7 : 7	6 : 4	00:28 : 02:28	0 : 0	0 : 0
Total	3 : 2	23 : 27	30 : 25	12 : 8	04:28 : 08:28	0 : 0	0 : 0

1st Period

Action	Time	ET/Res	Team	Type	No	Name	(G)	Name of Assistant(s) / Action Description
GK	00:00		KAZ		20	SMOLNIKOV M		- Goalkeeper in
GK	00:00		JPN		25	ONODA T		- Goalkeeper in
Penalty	05:22	07:22	JPN	2 min.	2	HORIUCHI I		- Holding an opponent
Penalty	09:57	11:57	KAZ	2 min.	6	AKHMETOV D		- Interference
Penalty	17:33	19:33	KAZ	2 min.	2	GOROZHANINOV I		- Interference

2nd Period

Action	Time	ET/Res	Team	Type	No	Name	(G)	Name of Assistant(s) / Action Description
Goal	23:30	0 : 1	JPN	EQ	18	FURUHASHI M	(1)	On Ice KAZ 20 4 8 18 22 23 JPN 25 7 12 15 18 23
Goal	26:04	1 : 1	KAZ	EQ	16	SAFIN R	(1)	24 FEDOSSENKO V On Ice KAZ 20 2 3 14 16 24 JPN 25 7 8 12 13 14
Penalty	29:53	31:53	JPN	2 min.	18	FURUHASHI M		- Hooking
Penalty	35:34	37:34	KAZ	2 min.	11	KENBAYEV D		- Holding an opponent / Served by: 7 POPOVICH Y
Goal	37:38	2 : 1	KAZ	EQ	9	NESTEROV G	(1)	7 POPOVICH Y On Ice KAZ 20 3 7 9 10 17 JPN 25 2 7 9 14 16

3rd Period

Action	Time	ET/Res	Team	Type	No	Name	(G)	Name of Assistant(s) / Action Description
Penalty	42:47	44:47	KAZ	2 min.	18	KURSHUK A		- Tripping
Penalty	43:15	45:15	JPN	2 min.	18	FURUHASHI M		- Hooking
Penalty	52:18	54:18	KAZ	2 min.	5	ISHMAMETEV A		- Roughing
Goal	54:25	2 : 2	JPN	EQ	24	SATOH H	(1)	9 ECHIGO T On Ice KAZ 20 5 11 12 18 22 JPN 25 7 8 19 23 24
Goal	58:38	3 : 2	KAZ	EQ	23	KOVZALOV I	(1)	On Ice KAZ 20 4 8 18 22 23 JPN 25 2 5 11 14 22
GK	59:08		JPN					25 ONODA T - Goalkeeper out
Time-out	59:31		JPN					
Penalty	59:45	60:00	JPN	2 min.	11	OTSU K		- Roughing
Penalty	59:45	60:00	KAZ	2 min.	6	AKHMETOV D		- Roughing
GK	60:00		KAZ					20 SMOLNIKOV M - Goalkeeper out

Goalkeeper Records

Team : KAZ - Kazakhstan

No	Name	SOG	SVS	MIP
20	SMOLNIKOV Mikhail	25	23	60:00
25	GRYAZNOV Maxim			

Team : JPN - Japan

No	Name	SOG	SVS	MIP
25	ONODA Takuto	30	27	59:08
1	HITOMI Shun			

Game Statistics

Team : KAZ (blue)



Head Coach : STARYGIN Sergey

No	Pos	Name	G	A	P	PIM	FO+	FO-	FO+/-	FO%	Shots on Goal					+/-
											1	2	3	OT	TS	
4	D	GULYAKOV Ilya	0	0	0	0	0	0	0	0.00	1	0	0		1	0
8	F	ZYATKOV Pavel	0	0	0	0	0	0	0	0.00	1	0	0		1	0
18	D	KURSHUK Alexandr +A	0	0	0	2	0	0	0	0.00	0	0	0		0	-1
22	F	KACHULIN Mikhail	0	0	0	0	0	0	0	0.00	0	0	0		0	-1
23	F	KOVZALOV Ilya	1	0	1	0	9	11	-2	45.00	0	3	1		4	0
5	D	ISHMAMETYEV Alexey	0	0	0	2	0	0	0	0.00	1	0	1		2	-1
6	D	AKHMETOV Daniyar +C	0	0	0	4	0	0	0	0.00	0	1	0		1	0
9	F	NESTEROV German	1	0	1	0	0	0	0	0.00	2	1	0		3	+1
16	F	SAFIN Renat	1	0	1	0	0	0	0	0.00	0	2	0		2	+1
17	F	YELAKOV Vladislav	0	0	0	0	7	10	-3	41.18	1	2	0		3	+1
7	F	POPOVICH Yulian	0	1	1	0	0	0	0	0.00	1	1	0		2	+1
10	D	GREBENCHSHIKOV Vladimir	0	0	0	0	0	0	0	0.00	0	1	0		1	+1
11	D	KENBAYEV Dautlet	0	0	0	2	0	0	0	0.00	0	0	0		0	-1
12	F	ANTSIFEROV Alexey	0	0	0	0	12	6	6	66.67	0	2	0		2	-1
19	F	BELGIBAYEV Nursultan +A	0	0	0	0	0	1	-1	0.00	1	0	2		3	0
2	D	GOROZHANINOV Ilya	0	0	0	2	0	0	0	0.00	0	0	0		0	+1
3	D	IVASHIN Viktor	0	0	0	0	0	0	0	0.00	0	0	1		1	+2
14	F	VOLOGODSKIY Alexandr	0	0	0	0	0	0	0	0.00	0	2	1		3	+1
24	F	FEDOSSENKO Vyacheslav	0	1	1	0	5	0	5	100.00	0	0	1		1	+1
20	GK	SMOLNIKOV Mikhail	0	0	0	0					0	0	0		0	
25	GK	GRYAZNOV Maxim	0	0	0	0					0	0	0		0	
Total			3	2	5	12	33	28	5	54.10	8	15	7		30	

Team : JPN (white)

Head Coach : MAHON Mark

No	Pos	Name	G	A	P	PIM	FO+	FO-	FO+/-	FO%	Shots on Goal					+/-
											1	2	3	OT	TS	
4	D	MATSUKANE Kenta	0	0	0	0	0	0	0	0.00	1	0	0		1	0
15	F	KONNO Tomohiro	0	0	0	0	0	0	0	0.00	0	1	0		1	+1
18	F	FURUHASHI Makuru	1	0	1	4	16	5	11	76.19	1	1	2		4	+1
23	F	IKEDA Ikki	0	0	0	0	0	1	-1	0.00	0	0	0		0	+2
24	D	SATOH Hikaru +C	1	0	1	0	0	0	0	0.00	1	1	1		3	+1
7	D	YOKOYAMA Yoshiya	0	0	0	0	0	0	0	0.00	0	1	0		1	0
9	F	ECHIGO Tomoya +A	0	1	1	0	4	9	-5	30.77	0	0	1		1	-1
12	D	KOIZUMI Kazunari	0	0	0	0	0	0	0	0.00	0	0	0		0	0
16	F	TATEDA Shun	0	0	0	0	1	2	-1	33.33	1	1	0		2	-1
19	F	NAKAJIMA Shogo	0	0	0	0	0	0	0	0.00	1	0	3		4	+1
2	D	HORIUCHI Itaru	0	0	0	2	0	0	0	0.00	2	0	0		2	-2
5	D	KATO Shinnosuke	0	0	0	0	0	0	0	0.00	0	0	0		0	-1
8	F	OMUKU Maito	0	0	0	0	5	11	-6	31.25	0	1	0		1	0
11	F	OTSU Kosuke	0	0	0	2	0	0	0	0.00	1	1	0		2	-1
22	F	KAWAMURA Kazuki	0	0	0	0	0	1	-1	0.00	2	0	0		2	-1
6	D	OHBA Dai	0	0	0	0	0	0	0	0.00	0	0	0		0	0
13	F	HITOSATO Shigeki	0	0	0	0	0	0	0	0.00	0	1	0		1	-1
14	F	TANAKA Kentaro +A	0	0	0	0	2	4	-2	33.33	0	0	0		0	-3
21	F	SUZUKI Kento	0	0	0	0	0	0	0	0.00	0	0	0		0	0
1	GK	HITOMI Shun	0	0	0	0					0	0	0		0	
25	GK	ONODA Takuto	0	0	0	0					0	0	0		0	
Total			2	1	3	8	28	33	-5	45.90	10	8	7		25	

Group C

R	Team	GP	W	OTW	OTL	L	GDF	GF : GA	PTS
1	KAZ	1	1	0	0	0	+1	3 : 2	3
2	JPN	1	0	0	0	1	-1	2 : 3	0
-	USA	0							


	JPN	KAZ	USA
JPN	*****	2:3	THU 05 FEB 20:30
KAZ	3:2	*****	SAT 07 FEB 20:30
USA	THU 05 FEB 20:30	SAT 07 FEB 20:30	*****



LEGEND

(G)	Goals in tournament	+/-	Plus/minus net	+A	Assistant captain	+C	Captain
A	Assists	D	Defence	EQ	Equal strength	ET/Res	Penalty end time/Result of game
F	Forward	FO-	Face-offs lost	FO%	Face-offs won as percentage	FO+	Face-offs won
FO+/-	Face-offs net	G	Goals	GA	Goals against	GDF	Goal difference
GF	Goals for	GK	Goalkeeper	GP	Games played	L	Losses
MIP	Minutes in play (GK)	No	Jersey number	OT	Overtime	OTL	Overtime losses
OTW	Overtime wins	P	Points	PIM	Penalties in minutes	Pos	Position
PPG	Power play goals	PTS	Points	R	Rank	SHG	Shorthanded goals
SOG	Shots on goal	SVS	Saves	TTP	Time on power play	TS	Total shots
W	Wins						

Shots on Goal correction

Timing and Results provided by  **TISSOT**

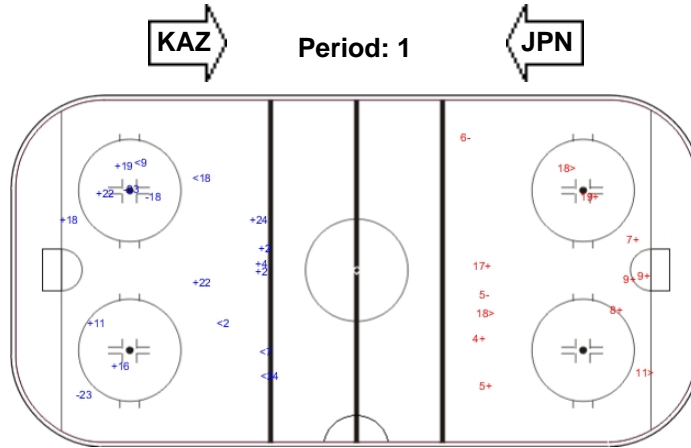



Shot Chart

REVISED
5 FEB 19:45

KAZ - JPN

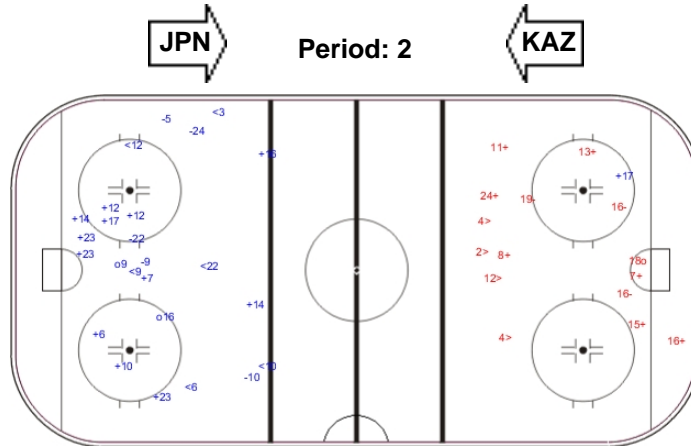
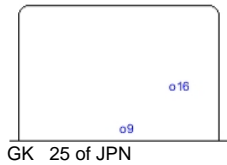
Shots by JPN
Goals (o): 0
SSP (<): 5
SSG (+): 10
SPG (-): 3



Shots by KAZ
Goals (o): 0
SSP (>): 3
SSG (+): 8
SPG (-): 2



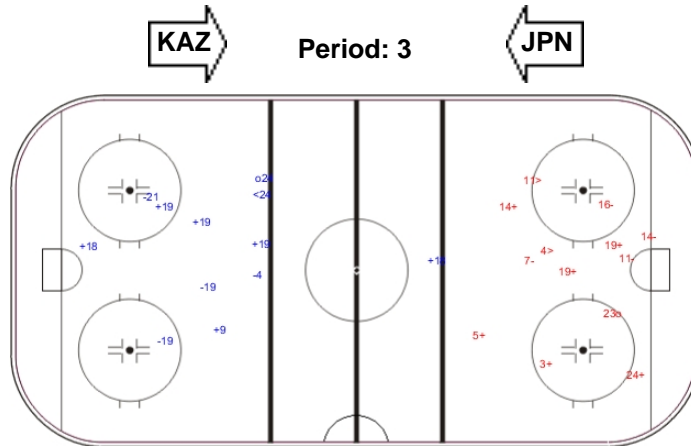
Shots by KAZ
Goals (o): 2
SSP (<): 6
SSG (+): 13
SPG (-): 5



Shots by JPN
Goals (o): 1
SSP (>): 4
SSG (+): 7
SPG (-): 3



Shots by JPN
Goals (o): 1
SSP (<): 1
SSG (+): 6
SPG (-): 4



Shots by KAZ
Goals (o): 1
SSP (>): 2
SSG (+): 6
SPG (-): 4



LEGEND

GK Goalkeeper SPG Shots past goal SSG Shots saved by goalkeeper SSP Shots saved by player

Shot on Goal correction

Timing and Results provided by **TISSOT**



Face-off Chart

KAZ - JPN

PERIOD 1

KAZ		JPN		KAZ		JPN		KAZ		JPN		Total wins all zones	
Def. zone	Att. zone	Neutral zone		Att. zone	Def. zone							KAZ	JPN
+ 12	- 9	- 23	+ 18	+ 17	- 18								
+ 24	- 8	- 12	+ 18	+ 12	- 9								
+ 23	- 14	- 23	+ 9	+ 23	- 8								
+ 17	- 8	+ 12	- 8	+ 24	- 9								
- 12	+ 18			+ 23	- 9								
- 23	+ 18			+ 24	- 14								
- 17	+ 18												
+ 23	- 9												
+ 23	- 16												
Total wins / period		6 / 67%	3 / 33%	1 / 25%	3 / 75%	6 / 100%	0 / 0%					13 / 68%	6 / 32%

PERIOD 2

KAZ		JPN		KAZ		JPN		KAZ		JPN		Total wins all zones	
Def. zone	Att. zone	Neutral zone		Att. zone	Def. zone							KAZ	JPN
+ 17	- 16	- 23	+ 18	+ 17	- 9								
- 19	+ 14	+ 12	- 8	+ 12	- 18								
- 23	+ 18	- 17	+ 8	- 17	+ 8								
- 17	+ 8	- 17	+ 9	+ 23	- 8								
		+ 12	- 8	- 23	+ 8								
		+ 24	- 22	+ 12	- 9								
		+ 23	- 18	+ 12	- 9								
		+ 24	- 8										
		- 23	+ 18										
		- 12	+ 18										
		+ 12	- 18										
		+ 23	- 14										
Total wins / period		1 / 25%	3 / 75%	7 / 58%	5 / 42%	4 / 67%	2 / 33%					12 / 55%	10 / 45%

PERIOD 3

KAZ		JPN		KAZ		JPN		KAZ		JPN		Total wins all zones	
Def. zone	Att. zone	Neutral zone		Att. zone	Def. zone							KAZ	JPN
+ 17	- 8	- 23	+ 18	- 12	+ 9								
- 12	+ 18	+ 12	- 23	+ 12	- 9								
- 23	+ 16	- 17	+ 9	- 23	+ 14								
- 17	+ 18	+ 17	- 8	+ 17	- 9								
		- 17	+ 18	- 23	+ 8								
		- 12	+ 18	+ 12	- 18								
				- 17	+ 18								
				+ 12	- 8								
				- 17	+ 18								
				+ 23	- 14								
Total wins / period		1 / 25%	3 / 75%	2 / 33%	4 / 67%	5 / 50%	5 / 50%					8 / 40%	12 / 60%



TOTAL

Total wins / game	KAZ		JPN		KAZ		JPN		Total wins all zones	
	Def. zone	Att. zone	Neutral zone	Neutral zone	Att. zone	Def. zone	Att. zone	Def. zone	KAZ	JPN
	8 / 47%	9 / 53%	10 / 45%	12 / 55%	15 / 68%	7 / 32%	33 / 54%	28 / 46%		




HEAD TO HEAD

		JPN						Tot	wins KAZ	Dz	Nz	Az	
No.	8	9	14	16	18	22	23						
KAZ	12	4 - 0	4 - 1			3 - 5		1 - 0	18	12 67%	1 33%	5 63%	6 86%
	17	3 - 3	2 - 2		1 - 0	1 - 5			17	7 41%	3 50%	1 20%	3 50%
	19			0 - 1					1	0 0%	0 0%		
	23	2 - 2	2 - 1	3 - 1	1 - 1	1 - 6			20	9 45%	3 50%	2 29%	4 57%
	24	2 - 0	1 - 0	1 - 0			1 - 0		5	5 100%	1 100%	2 100%	2 100%
Tot	16	13	6	3	21	1	1	61	33 54%	8 47%	10 45%	15 68%	
wins JPN	5 31%	4 31%	2 33%	1 33%	16 76%	0 0%	0 0%	28 46%					
Dz	3 50%	1 13%	1 33%		2 40%			7 32%					
Nz	1 17%	3 100%	0 0%		8 80%	0 0%	0 0%	12 55%					
Az	1 25%	0 0%	1 50%	1 33%	6 100%			9 53%					

LEGEND

Az Attacking zone **Dz** Defending zone **Nz** Neutral zone **Tot** Total face-offs played

Timing and Results provided by  TISSOT



Game Roster

USA - JPN

Referee(s)

HORAK Tomas (CZE)

Linesmen

PARK Jun Soo (KOR) , TROFIMOV Dmitry (KAZ)

Goalkeepers

Team: USA

No	Name	GP	MIP	GA	SVS	SOG	SVS%	GAA
1	OLEN Joseph	0	00:00	0	0	0	0.00	0.00
30	COOPER Matt	0	00:00	0	0	0	0.00	0.00

Team Roster

Team: USA (white)

No	Pos	Name	GP	G	A	PTS	PIM	+/-
1	GK	OLEN Joseph	0	0	0	0	0	
4	D	McGOVERN Edward	0	0	0	0	0	0
5	D	SOLORZANO Emmanuel	0	0	0	0	0	0
7	D	SCHMIDT Connor	0	0	0	0	0	0
8	D	ZERN Nicholas	0	0	0	0	0	0
9	F	JOHNSON Bryce	0	0	0	0	0	0
10	F	BALENT Bill	0	0	0	0	0	0
11	F	KASCSAK John-Paul	0	0	0	0	0	0
12	F	HARRIS Michael	0	0	0	0	0	0
14	D	JOSEPH Chris	0	0	0	0	0	0
15	F	MURPHY Sean	0	0	0	0	0	0
16	F	OLEN John	0	0	0	0	0	0
17	F	BURKEMPER Chris	0	0	0	0	0	0
18	F	BODETTE Bobby	0	0	0	0	0	0
19	F	BRESLIN Joey	0	0	0	0	0	0
20	F	HANNON Luke	0	0	0	0	0	0
21	D	BENSON Tyler	0	0	0	0	0	0
22	F	BELONGER Ryan	0	0	0	0	0	0
23	D	YOUNG Jordan	0	0	0	0	0	0
25	F	BREWSTER Samuel	0	0	0	0	0	0
26	F	GREENBERG Jordan	0	0	0	0	0	0
30	GK	COOPER Matt	0	0	0	0	0	

Head Coach: BALBONI Scott

Team: JPN

No	Name	GP	MIP	GA	SVS	SOG	SVS%	GAA
1	HITOMI Shun	1	00:00	0	0	0	0.00	0.00
25	ONODA Takuto	1	59:08	3	27	30	90.00	3.04


Team: JPN (black)

No	Pos	Name	GP	G	A	PTS	PIM	+/-
1	GK	HITOMI Shun	1	0	0	0	0	
2	D	HORIUCHI Itaru	1	0	0	0	2	-2
4	D	MATSUKANE Kenta	1	0	0	0	0	0
5	D	KATO Shinnosuke	1	0	0	0	0	-1
6	D	OHBA Dai	1	0	0	0	0	0
7	D	YOKOYAMA Yoshiya	1	0	0	0	0	0
8	F	OMUKU Maito	1	0	0	0	0	0
9	F	ECHIGO Tomoya +A	1	0	1	1	0	-1
11	F	OTSU Kosuke	1	0	0	0	2	-1
12	D	KOIZUMI Kazunari	1	0	0	0	0	0
13	F	HITOSATO Shigeki	1	0	0	0	0	-1
14	F	TANAKA Kentaro +A	1	0	0	0	0	-3
15	F	KONNO Tomohiro	1	0	0	0	0	+1
16	F	TATEDA Shun	1	0	0	0	0	-1
18	F	FURUHASHI Makuru	1	1	0	1	4	+1
19	F	NAKAJIMA Shogo	1	0	0	0	0	+1
21	F	SUZUKI Kento	1	0	0	0	0	0
22	F	KAWAMURA Kazuki	1	0	0	0	0	-1
23	F	IKEDA Ikki	1	0	0	0	0	+2
24	D	SATOH Hikaru +C	1	1	0	1	0	+1
25	GK	ONODA Takuto	1	0	0	0	0	

Head Coach: MAHON Mark

LEGEND

A Assists	D Defence	F Forward	G Goals
GA Goals against	GAA Goals against as average per 60 minutes	GK Goalkeeper	GP Games played
MIP Minutes and seconds played	No Jersey number	PIM Penalties in minutes	Pos Position
PTS Points	SOG Shots on goal	SVS Saves	SVS% Saves in percentage
+/- Plus/minus net	+A Assistant captain	+C Captain	

Timing and Results provided by  TISSOT



Line-Ups

USA - JPN

Referee(s)

HORAK Tomas (CZE)

Goalkeepers

Team: USA

No	Name
30	COOPER Matt
1	OLEN Joseph

Team Line-ups

Team: USA (white)

No	Pos	Name
7	D	SCHMIDT Connor
8	D	ZERN Nicholas
15	F	MURPHY Sean
16	F	OLEN John
22	F	BELONGER Ryan
4	D	McGOVERN Edward
23	D	YOUNG Jordan +C
9	F	JOHNSON Bryce
25	F	BREWSTER Samuel
26	F	GREENBERG Jordan
14	D	JOSEPH Chris
21	D	BENSON Tyler
10	F	BALENT Bill
12	F	HARRIS Michael +A
18	F	BODETTE Bobby +A
5	D	SOLORZANO Emmanuel
11	F	KASCSAK John-Paul
17	F	BURKEMPER Chris
19	F	BRESLIN Joey
20	F	HANNON Luke

Head Coach: BALBONI Scott

Linesmen

PARK Jun Soo (KOR) , TROFIMOV Dmitry (KAZ)

Team: JPN

No	Name
1	HITOMI Shun
25	ONODA Takuto

Team: JPN (black)

No	Pos	Name
4	D	MATSUKANE Kenta
24	D	SATOH Hikaru +C
9	F	ECHIGO Tomoya +A
16	F	TATEDA Shun
19	F	NAKAJIMA Shogo
7	D	YOKOYAMA Yoshiya
12	D	KOIZUMI Kazunari
8	F	OMUKU Maito
11	F	OTSU Kosuke
22	F	KAWAMURA Kazuki
2	D	HORIUCHI Itaru
5	D	KATO Shinnosuke
15	F	KONNO Tomohiro
18	F	FURUHASHI Makuru
23	F	IKEDA Ikki
6	D	OHBA Dai
13	F	HITOSATO Shigeki
14	F	TANAKA Kentaro +A
21	F	SUZUKI Kento

Head Coach: MAHON Mark

LEGEND

D	Defence	F	Forward	No	Jersey number	Pos	Position
+A	Assistant captain	+C	Captain				

Timing and Results provided by **TISSOT**



Graphical Line-Ups

USA - JPN

Referee(s)

HORAK Tomas (CZE)

Linesmen

PARK Jun Soo (KOR) , TROFIMOV Dmitry (KAZ)

Team: USA - United States of America (white)

Head Coach: BALBONI Scott

S1 30 COOPER Matt		
1 OLEN Joseph		
S3 8 ZERN Nicholas	S2 7 SCHMIDT Connor	
16 OLEN John	15 MURPHY Sean	22 BELONGER Ryan
4 McGOVERN Edward	23 YOUNG Jordan +C	
25 BREWSTER Samuel	9 JOHNSON Bryce	26 GREENBERG Jordan
14 JOSEPH Chris	21 BENSON Tyler	
S5 12 HARRIS Michael +A	S4 10 BALENT Bill	S6 18 BODETTE Bobby +A
5 SOLORZANO Emmanuel	17 BURKEMPER Chris	
20 HANNON Luke	19 BRESLIN Joey	11 KASCSAK John-Paul

Team: JPN - Japan (black)

Head Coach: MAHON Mark

S1 1 HITOMI Shun		
25 ONODA Takuto		
S3 24 SATOH Hikaru +C	S2 4 MATSUKANE Kenta	
S5 16 TATEDA Shun	S4 9 ECHIGO Tomoya +A	S6 19 NAKAJIMA Shogo
7 YOKOYAMA Yoshiya	12 KOIZUMI Kazunari	
11 OTSU Kosuke	8 OMUKU Maito	22 KAWAMURA Kazuki
2 HORIUCHI Itaru	5 KATO Shinnosuke	
15 KONNO Tomohiro	18 FURUHASHI Makuru	23 IKEDA Ikki
	6 OHBA Dai	
21 SUZUKI Kento	14 TANAKA Kentaro +A	13 HITOSATO Shigeki

LEGEND

Sn Starting position

+A Assistant captain

+C Captain

Timing and Results provided by **TISSOT**



Game Summary

USA - JPN 2 - 3 (0 - 0 , 0 - 1 , 2 - 2)

Spectators	Referee(s)	Linesmen
1250	HORAK Tomas (CZE)	PARK Jun Soo (KOR) , TROFIMOV Dmitry (KAZ)

Team Statistics

Period	Score	SVS	SOG	PIM	TPP	PPG	SHG
1	0 : 0	4 : 15	15 : 4	4 : 8	06:00 : 02:00	0 : 0	0 : 0
2	0 : 1	9 : 20	20 : 10	6 : 8	06:01 : 04:01	0 : 0	0 : 1
3	2 : 2	6 : 15	17 : 8	8 : 4	01:26 : 05:57	1 : 2	0 : 0
Total	2 : 3	19 : 50	52 : 22	18 : 20	13:27 : 11:58	1 : 2	0 : 1

1st Period

Action	Time	ET/Res	Team	Type	No	Name	(G)	Name of Assistant(s) / Action Description
GK	00:00		USA		30	COOPER M		- Goalkeeper in
GK	00:00		JPN		1	HITOMI S		- Goalkeeper in
Penalty	03:39	05:39	USA	2 min.	18	BODETTE B		- Tripping
Penalty	07:12	09:12	JPN	2 min.	24	SATOH H		- Holding an opponent
Penalty	09:55	11:55	JPN	2 min.	5	KATO S		- High Sticking
Penalty	09:55	13:55	JPN	2 min.	5	KATO S		- High Sticking
Penalty	11:10	13:10	USA	2 min.	12	HARRIS M		- Delaying the Game
Penalty	15:45	17:45	JPN	2 min.	2	HORIUCHI I		- Holding an opponent

2nd Period

Action	Time	ET/Res	Team	Type	No	Name	(G)	Name of Assistant(s) / Action Description
Penalty	24:04	26:04	JPN	2 min.	8	OMUKU M		- High Sticking
Penalty	27:05	29:05	USA	2 min.	16	OLEN J		- Kneeing
Penalty	27:24	29:24	JPN	2 min.	7	YOKOYAMA Y		- Slashing
Penalty	30:12	32:12	USA	2 min.	8	ZERN N		- Cross-Checking
Penalty	33:49	35:49	JPN	2 min.	21	SUZUKI K		- Slashing
Penalty	36:18	38:18	JPN	2 min.	21	SUZUKI K		- Tripping
Goal	36:30	0 : 1	JPN	SH1	8	OMUKU M	(1)	11 OTSU K On Ice USA 30 7 12 15 17 25 JPN 1 2 5 8 11
Penalty	38:00	40:00	USA	2 min.	23	YOUNG J		- Slashing

3rd Period

Action	Time	ET/Res	Team	Type	No	Name	(G)	Name of Assistant(s) / Action Description
Penalty	40:20	40:49	USA	2 min.	25	BREWSTER S		- Unsportsmanlike Conduct
Goal	40:49	0 : 2	JPN	PP1	22	KAWAMURA K	(1)	2 HORIUCHI I 8 OMUKU M On Ice USA 30 4 7 9 26 JPN 1 2 7 8 11 22 *
Penalty	43:28	44:56	USA	2 min.	23	YOUNG J		- Tripping
Goal	44:56	0 : 3	JPN	PP1	23	IKEDA I	(1)	4 MATSUKANE K On Ice USA 30 5 7 15 16 JPN 1 4 15 18 23 24 *
Time-out	44:56		USA					
Penalty	49:16	51:16	USA	2 min.	12	HARRIS M		- Slashing
Penalty	52:24	54:24	USA	2 min.	7	SCHMIDT C		- Charging
Penalty	53:46		JPN	PS	4	MATSUKANE K		- Tripping
Goal	53:46	1 : 3	USA	PS	10	BALENT B	(1)	On Ice USA 10 JPN 1
Penalty	57:39	58:46	JPN	2 min.	21	SUZUKI K		- High Sticking
GK	57:39		USA					30 COOPER M - Goalkeeper out
Goal	58:46	2 : 3	USA	PP1	14	JOSEPH C	(1)	21 BENSON T 10 BALENT B On Ice USA 10 14 15 18 21 25 JPN 1 2 5 9 16 *
GK	58:46		USA					30 COOPER M - Goalkeeper out
GK	58:58		USA					30 COOPER M - Goalkeeper out
Penalty	59:41	60:00	JPN	2 min.	12	KOIZUMI K		- Roughing
GK	60:00		JPN					1 HITOMI S - Goalkeeper out



Goalkeeper Records

Team : USA - United States of America

Team : JPN - Japan

No	Name	SOG	SVS	MIP
30	COOPER Matt	22	19	57:51
1	OLEN Joseph			

No	Name	SOG	SVS	MIP
1	HITOMI Shun	52	50	60:00
25	ONODA Takuto			

Game Statistics

Team : USA (white)

Head Coach : BALBONI Scott

No	Pos	Name	G	A	P	PIM	FO+	FO-	FO+/-	FO%	Shots on Goal					+/-
											1	2	3	OT	TS	
7	D	SCHMIDT Connor	0	0	0	2	0	0	0	0.00	2	0	0		2	-1
8	D	ZERN Nicholas	0	0	0	2	0	0	0	0.00	1	1	1		3	0
15	F	MURPHY Sean	0	0	0	0	4	4	0	50.00	0	1	1		2	-1
16	F	OLEN John	0	0	0	2	3	3	0	50.00	0	0	0		0	0
22	F	BELONGER Ryan	0	0	0	0	2	1	1	66.67	0	0	0		0	0
4	D	McGOVERN Edward	0	0	0	0	0	0	0	0.00	0	1	2		3	0
9	F	JOHNSON Bryce	0	0	0	0	18	7	11	72.00	2	4	0		6	0
23	D	YOUNG Jordan +C	0	0	0	4	0	0	0	0.00	2	0	0		2	0
25	F	BREWSTER Samuel	0	0	0	2	0	1	-1	0.00	0	1	0		1	-1
26	F	GREENBERG Jordan	0	0	0	0	0	0	0	0.00	0	1	1		2	0
10	F	BALENT Bill	1	1	2	0	8	8	0	50.00	1	4	1		6	0
12	F	HARRIS Michael +A	0	0	0	4	3	2	1	60.00	2	0	3		5	-1
14	D	JOSEPH Chris	1	0	1	0	0	0	0	0.00	1	1	2		4	0
18	F	BODETTE Bobby +A	0	0	0	2	0	2	-2	0.00	1	0	1		2	0
21	D	BENSON Tyler	0	1	1	0	0	0	0	0.00	1	4	0		5	0
5	D	SOLORZANO Emmanuel	0	0	0	0	0	0	0	0.00	1	0	4		5	0
11	F	KASCSAK John-Paul	0	0	0	0	0	0	0	0.00	0	0	1		1	0
17	F	BURKEMPER Chris	0	0	0	0	0	1	-1	0.00	0	0	0		0	-1
19	F	BRESLIN Joey	0	0	0	0	7	5	2	58.33	1	2	0		3	0
20	F	HANNON Luke	0	0	0	0	0	0	0	0.00	0	0	0		0	0
1	GK	OLEN Joseph	0	0	0	0					0	0	0		0	
30	GK	COOPER Matt	0	0	0	0					0	0	0		0	
Total			2	2	4	18	45	34	11	56.96	15	20	17		52	

Team : JPN (black)

Head Coach : MAHON Mark

No	Pos	Name	G	A	P	PIM	FO+	FO-	FO+/-	FO%	Shots on Goal					+/-
											1	2	3	OT	TS	
4	D	MATSUKANE Kenta	0	1	1	0	0	0	0	0.00	0	1	3		4	0
9	F	ECHIGO Tomoya +A	0	0	0	0	8	13	-5	38.10	0	1	0		1	0
16	F	TATEDA Shun	0	0	0	0	0	0	0	0.00	1	1	0		2	0
19	F	NAKAJIMA Shogo	0	0	0	0	0	0	0	0.00	1	1	0		2	0
24	D	SATOH Hikaru +C	0	0	0	2	0	0	0	0.00	0	0	1		1	0
7	D	YOKOYAMA Yoshiya	0	0	0	2	0	0	0	0.00	0	1	0		1	0
8	F	OMUKU Maito	1	1	2	2	10	8	2	55.56	0	1	0		1	+1
11	F	OTSU Kosuke	0	1	1	0	0	1	-1	0.00	0	0	0		0	+1
12	D	KOIZUMI Kazunari	0	0	0	2	0	0	0	0.00	0	0	0		0	0
22	F	KAWAMURA Kazuki	1	0	1	0	4	0	4	100.00	0	0	1		1	0
2	D	HORIUCHI Itaru	0	1	1	2	0	0	0	0.00	1	2	0		3	+1
5	D	KATO Shinnosuke	0	0	0	4	0	0	0	0.00	0	0	0		0	+1
15	F	KONNO Tomohiro	0	0	0	0	0	0	0	0.00	0	1	0		1	0
18	F	FURUHASHI Makuru	0	0	0	0	6	15	-9	28.57	1	0	1		2	0
23	F	IKEDA Ikki	1	0	1	0	1	0	1	100.00	0	1	2		3	0
6	D	OHBA Dai	0	0	0	0	0	0	0	0.00	0	0	0		0	0
13	F	HITOSATO Shigeki	0	0	0	0	0	0	0	0.00	0	0	0		0	0
14	F	TANAKA Kentaro +A	0	0	0	0	5	8	-3	38.46	0	0	0		0	0
21	F	SUZUKI Kento	0	0	0	6	0	0	0	0.00	0	0	0		0	0
1	GK	HITOMI Shun	0	0	0	0					0	0	0		0	
25	GK	ONODA Takuto	0	0	0	0					0	0	0		0	

Timing and Results provided by TISSOT



Head Coach : MAHON Mark

No	Pos	Name	G	A	P	PIM	FO+	FO-	FO+/-	FO%	Shots on Goal					+/-
											1	2	3	OT	TS	
Total			3	4	7	20	34	45	-11	43.04	4	10	8	22		


Group C

R	Team	GP	W	OTW	OTL	L	GDF	GF : GA	PTS
1	KAZ	1	1	0	0	0	+1	3 : 2	3
2	JPN	2	1	0	0	1	0	5 : 5	3
3	USA	1	0	0	0	1	-1	2 : 3	0

	JPN	KAZ	USA
JPN	*****	2:3	3:2
KAZ	3:2	*****	SAT 07 FEB 20:30
USA	2:3	SAT 07 FEB 20:30	*****

LEGEND

(G) Goals in tournament	* does not count for Plus/minus	+/- Plus/minus net	+A Assistant captain
+C Captain	A Assists	D Defence	EA Extra attacker
ET/Res Penalty end time/Result of game	F Forward	FO- Face-offs lost	FO% Face-offs won as percentage
FO+ Face-offs won	FO+/- Face-offs net	G Goals	GA Goals against
GDF Goal difference	GF Goals for	GK Goalkeeper	GP Games played
L Losses	MIP Minutes in play (GK)	No Jersey number	OT Overtime
OTL Overtime losses	OTW Overtime wins	P Points	PIM Penalties in minutes
Pos Position	PP1 Power play - 1 player	PPG Power play goals	PS Penalty shot
PTS Points	R Rank	SH1 Shorthanded - 1 player	SHG Shorthanded goals
SOG Shots on goal	SVS Saves	TPP Time on power play	TS Total shots
W Wins			

Timing and Results provided by  TISSOT



Shot Chart

USA - JPN

Shots by JPN

Goals (o): 0
SSP (<): 5

SSG (+): 4
SPG (-): 2



GK 30 of USA

Shots by USA

Goals (o): 0
SSP (<): 4

SSG (+): 20
SPG (-): 2



GK 1 of JPN

Shots by JPN

Goals (o): 2
SSP (<): 10

SSG (+): 6
SPG (-): 3



GK 30 of USA

Shots by USA

Goals (o): 0
SSP (>): 9

SSG (+): 15
SPG (-): 13



GK 1 of JPN

Shots by JPN

Goals (o): 1
SSP (>): 6

SSG (+): 9
SPG (-): 2



GK 30 of USA

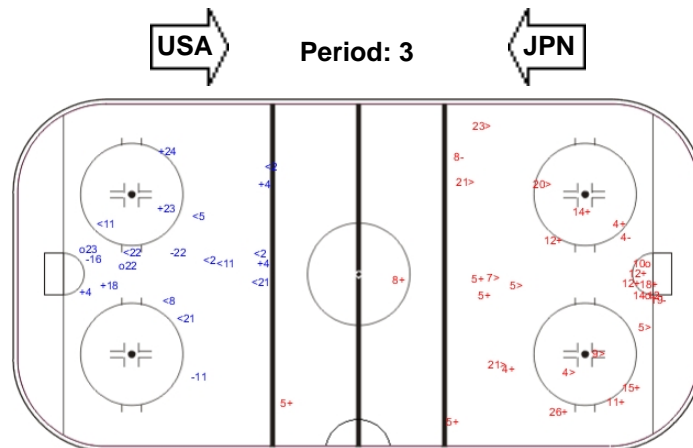
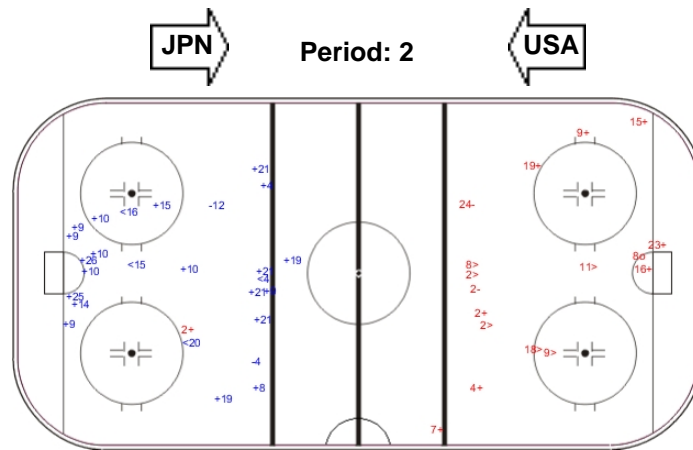
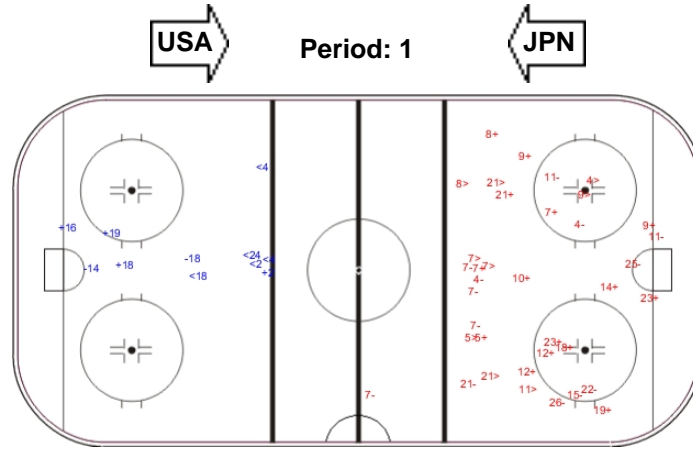
Shots by USA

Goals (o): 2
SSP (>): 9

SSG (+): 15
SPG (-): 4



GK 1 of JPN



LEGEND

GK Goalkeeper **SPG** Shots past goal **SSG** Shots saved by goalkeeper **SSP** Shots saved by player

Timing and Results provided by **TISSOT**



Face-off Chart

USA - JPN

PERIOD 1

	USA		JPN		USA		JPN		
	Def. zone	Att. zone	Neutral zone	Neutral zone	Att. zone	Def. zone	Def. zone		
	- 22	+ 18	+ 10	- 9	+ 22	- 18			
	+ 22	- 18	- 19	+ 8	+ 10	- 8			
	+ 9	- 18	+ 19	- 8	+ 10	- 14			
			+ 9	- 18	- 12	+ 9			
					+ 16	- 18			
					+ 9	- 9			
					- 10	+ 18			
					+ 12	- 8			
					- 19	+ 23			
					+ 19	- 14			
					+ 19	- 9			
					+ 9	- 18			
					- 16	+ 8			
					+ 9	- 9			
					+ 16	- 9			
Total wins / period	2 / 67%	1 / 33%	3 / 75%	1 / 25%	11 / 73%	4 / 27%	Total wins all zones		
							USA	JPN	
							16 / 73%	6 / 27%	

PERIOD 2

	USA		JPN		USA		JPN		
	Def. zone	Att. zone	Neutral zone	Neutral zone	Att. zone	Def. zone	Def. zone		
	+ 9	- 8	+ 19	- 9	+ 9	- 18			
	- 9	+ 9	- 10	+ 9	+ 9	- 18			
	- 16	+ 8	- 10	+ 9	+ 12	- 9			
	+ 9	- 18	- 9	+ 9	+ 19	- 8			
	+ 9	- 8	- 10	+ 8	- 18	+ 14			
	- 25	+ 14	- 10	+ 8	+ 15	- 18			
	- 15	+ 9			+ 15	- 14			
					- 17	+ 9			
					- 9	+ 18			
					+ 12	- 9			
					- 10	+ 14			
					- 12	+ 8			
Total wins / period	3 / 43%	4 / 57%	1 / 17%	5 / 83%	7 / 58%	5 / 42%	Total wins all zones		
							USA	JPN	
							11 / 44%	14 / 56%	

PERIOD 3

	USA		JPN		USA		JPN		
	Def. zone	Att. zone	Neutral zone	Neutral zone	Att. zone	Def. zone	Def. zone		
	- 9	+ 22	+ 9	- 9	+ 19	- 14			
	- 19	+ 14	+ 9	- 9	+ 15	- 9			
	- 15	+ 8	- 10	+ 18	- 15	+ 18			
	+ 15	- 18	+ 10	- 18	+ 9	- 14			
	+ 9	- 8	+ 16	- 18	- 19	+ 8			
	+ 9	- 14	+ 19	- 14	+ 10	- 18			
	- 18	+ 22	+ 10	- 9	- 9	+ 8			
	- 10	+ 18	+ 9	- 8	+ 10	- 9			
Total wins / period							Total wins all zones		
							USA	JPN	
							18 / 56%	14 / 44%	



Preliminary round - Group C, Game 8

+ 10	- 18			- 9	+ 9
- 16	+ 22			+ 9	- 11
- 19	+ 22				
- 9	+ 8				
- 15	+ 14				
+ 9	- 14				
5 / 36%	9 / 64%	7 / 88%	1 / 12%	6 / 60%	4 / 40%

TOTAL

Total wins / game	USA	JPN	USA	JPN	USA	JPN	Total wins all zones	
	Def. zone	Att. zone	Neutral zone		Att. zone	Def. zone	USA	JPN
	10 / 42%	14 / 58%	11 / 61%	7 / 39%	24 / 65%	13 / 35%	45 / 57%	34 / 43%




HEAD TO HEAD

	JPN							Tot	wins USA	Dz	Nz	Az	
	No.	8	9	11	14	18	22						23
USA	9	4 - 2	4 - 3	1 - 0	3 - 0	6 - 1	0 - 1		25	18 72%	7 70%	4 80%	7 70%
	10	1 - 2	3 - 2		1 - 1	3 - 3			16	8 50%	1 50%	3 38%	4 67%
	12	1 - 1	2 - 1						5	3 60%			3 60%
	15	0 - 1	1 - 1		1 - 1	2 - 1			8	4 50%	1 25%		3 75%
	16	0 - 2	1 - 0			2 - 0	0 - 1		6	3 50%	0 0%	1 100%	2 67%
	17		0 - 1						1	0 0%			0 0%
	18				0 - 1		0 - 1		2	0 0%	0 0%		0 0%
	19	2 - 2	2 - 0		3 - 1		0 - 1	0 - 1	12	7 58%	0 0%	3 75%	4 67%
	22					2 - 1			3	2 67%	1 50%		1 100%
	25				0 - 1				1	0 0%	0 0%		
Tot	18	21	1	13	21	4	1	79	45 57%	10 42%	11 61%	24 65%	
wins JPN	10 56%	8 38%	0 0%	5 38%	6 29%	4 100%	1 100%	34 43%					
Dz	4 57%	3 27%	0 0%	2 29%	3 30%		1 100%	13 35%					
Nz	3 60%	3 38%		0 0%	1 25%			7 39%					
Az	3 50%	2 100%		3 60%	2 29%	4 100%		14 58%					

LEGEND

Az Attacking zone **Dz** Defending zone **Nz** Neutral zone **Tot** Total face-offs played

Timing and Results provided by  TISSOT



Game Roster

KAZ - USA

Referee(s)

HEIKKINEN Lassi (FIN)

Goalkeepers

Team: KAZ

No	Name	GP	MIP	GA	SVS	SOG	SVS%	GAA
1	KUDRYAVTSEV Sergey	0	00:00	0	0	0	0.00	0.00
20	SMOLNIKOV Mikhail	1	60:00	2	23	25	92.00	2.00
25	GRYAZNOV Maxim	1	00:00	0	0	0	0.00	0.00

Team Roster

Team: KAZ (blue)

No	Pos	Name	GP	G	A	PTS	PIM	+/-
1	GK	KUDRYAVTSEV Sergey	0	0	0	0	0	
2	D	GOROZHANINOV Ilya	1	0	0	0	2	+1
3	D	IVASHIN Viktor	1	0	0	0	0	+2
4	D	GULYAKOV Ilya	1	0	0	0	0	0
5	D	ISHMAMETYEV Alexey	1	0	0	0	2	-1
6	D	AKHMETOV Daniyar +C	1	0	0	0	4	0
7	F	POPOVICH Yulian	1	0	1	1	0	+1
8	F	ZYATKOV Pavel	1	0	0	0	0	0
9	F	NESTEROV German	1	1	0	1	0	+1
10	D	GREBENCHSHIKOV Vladimir	1	0	0	0	0	+1
11	D	KENBAYEV Daulet	1	0	0	0	2	-1
12	F	ANTSIFEROV Alexey	1	0	0	0	0	-1
14	F	VOLOGODSKIY Alexandr	1	0	0	0	0	+1
16	F	SAFIN Renat	1	1	0	1	0	+1
17	F	YELAKOV Vladislav	1	0	0	0	0	+1
18	D	KURSHUK Alexandr +A	1	0	0	0	2	-1
19	F	BELGIBAYEV Nursultan +A	1	0	0	0	0	0
20	GK	SMOLNIKOV Mikhail	1	0	0	0	0	
21	F	MAZULA Eduard	0	0	0	0	0	0
22	F	KACHULIN Mikhail	1	0	0	0	0	-1
23	F	KOVZALOV Ilya	1	1	0	1	0	0
24	F	FEDOSSENKO Vyacheslav	1	0	1	1	0	+1
25	GK	GRYAZNOV Maxim	1	0	0	0	0	

Head Coach: STARYGIN Sergey

Linesmen

LORENTSEN BAKLI Gjermund (NOR) , PARK Jun Soo (KOR)

Team: USA

No	Name	GP	MIP	GA	SVS	SOG	SVS%	GAA
1	OLEN Joseph	1	00:00	0	0	0	0.00	0.00
30	COOPER Matt	1	57:51	3	19	22	86.36	3.11


Team: USA (white)

No	Pos	Name	GP	G	A	PTS	PIM	+/-
1	GK	OLEN Joseph	1	0	0	0	0	
4	D	McGOVERN Edward	1	0	0	0	0	0
5	D	SOLORZANO Emmanuel	1	0	0	0	0	0
7	D	SCHMIDT Connor	1	0	0	0	2	-1
8	D	ZERN Nicholas	1	0	0	0	2	0
9	F	JOHNSON Bryce	1	0	0	0	0	0
10	F	BALENT Bill	1	1	1	2	0	0
11	F	KASCSAK John-Paul	1	0	0	0	0	0
12	F	HARRIS Michael +A	1	0	0	0	4	-1
14	D	JOSEPH Chris	1	1	0	1	0	0
15	F	MURPHY Sean	1	0	0	0	0	-1
16	F	OLEN John	1	0	0	0	2	0
17	F	BURKEMPER Chris	1	0	0	0	0	-1
18	F	BODETTE Bobby +A	1	0	0	0	2	0
19	F	BRESLIN Joey	1	0	0	0	0	0
20	F	HANNON Luke	1	0	0	0	0	0
21	D	BENSON Tyler	1	0	1	1	0	0
22	F	BELONGER Ryan	1	0	0	0	0	0
23	D	YOUNG Jordan +C	1	0	0	0	4	0
25	F	BREWSTER Samuel	1	0	0	0	2	-1
26	F	GREENBERG Jordan	1	0	0	0	0	0
30	GK	COOPER Matt	1	0	0	0	0	

Head Coach: BALBONI Scott

LEGEND

A Assists	D Defence	F Forward	G Goals
GA Goals against	GAA Goals against as average per 60 minutes	GK Goalkeeper	GP Games played
MIP Minutes and seconds played	No Jersey number	PIM Penalties in minutes	Pos Position
PTS Points	SOG Shots on goal	SVS Saves	SVS% Saves in percentage
+/- Plus/minus net	+A Assistant captain	+C Captain	

Timing and Results provided by  TISSOT



Line-Ups

KAZ - USA

Referee(s)

HEIKKINEN Lassi (FIN)

Goalkeepers

Team: KAZ

No	Name
20	SMOLNIKOV Mikhail
25	GRYAZNOV Maxim

Team Line-ups

Team: KAZ (blue)

No	Pos	Name
4	D	GULYAKOV Ilya
18	D	KURSHUK Alexandr +A
8	F	ZYATKOV Pavel
22	F	KACHULIN Mikhail
23	F	KOVZALOV Ilya
5	D	ISHMAMETYEV Alexey
6	D	AKHMETOV Daniyar +C
9	F	NESTEROV German
16	F	SAFIN Renat
17	F	YELAKOV Vladislav
10	D	GREBENCHSHIKOV Vladimir
11	D	KENBAYEV Daulet
7	F	POPOVICH Yulian
12	F	ANTSIFEROV Alexey
19	F	BELGIBAYEV Nursultan +A
2	D	GOROZHANINOV Ilya
3	D	IVASHIN Viktor
14	F	VOLOGODSKIY Alexandr
24	F	FEDOSSENKO Vyacheslav

Head Coach: STARYGIN Sergey

NOT DRESSED:

1 GK KUDRYAVTSEV Sergey
21 F MAZULA Eduard

Linesmen

LORENTSEN BAKLI Gjermund (NOR) , PARK Jun Soo (KOR)

Team: USA

No	Name
30	COOPER Matt
1	OLEN Joseph

Team: USA (white)

No	Pos	Name
4	D	McGOVERN Edward
7	D	SCHMIDT Connor
12	F	HARRIS Michael +A
15	F	MURPHY Sean
18	F	BODETTE Bobby +A
21	D	BENSON Tyler
23	D	YOUNG Jordan +C
9	F	JOHNSON Bryce
16	F	OLEN John
26	F	GREENBERG Jordan
5	D	SOLORZANO Emmanuel
14	D	JOSEPH Chris
10	F	BALENT Bill
17	F	BURKEMPER Chris
25	F	BREWSTER Samuel
8	D	ZERN Nicholas
11	F	KASCOSAK John-Paul
19	F	BRESLIN Joey
20	F	HANNON Luke

Head Coach: BALBONI Scott

NOT DRESSED:

22 F BELONGER Ryan

LEGEND

D	Defence	F	Forward	No	Jersey number	Pos	Position
+A	Assistant captain	+C	Captain				



Graphical Line-Ups

KAZ - USA

Referee(s)

HEIKKINEN Lassi (FIN)

Linesmen

LORENTSEN BAKLI Gjermund (NOR) , PARK Jun Soo (KOR)

Team: KAZ - Kazakhstan (blue)

Head Coach: STARYGIN Sergey

S1 20 SMOLNIKOV Mikhail		
25 GRYAZNOV Maxim		
S2 4 GULYAKOV Ilya	S3 18 KURSHUK Alexandr +A	
S5 22 KACHULIN Mikhail	S6 23 KOVZALOV Ilya	S4 8 ZYATKOV Pavel
5 ISHMAMETYEV Alexey		6 AKHMETOV Daniyar +C
16 SAFIN Renat	17 YELAKOV Vladislav	9 NESTEROV German
10 GREBENCHSHIKOV Vladimir		11 KENBAYEV Dault
7 POPOVICH Yulian	12 ANTSIFEROV Alexey	19 BELGIBAYEV Nursultan +A
2 GOROZHANINOV Ilya		3 IVASHIN Viktor
14 VOLOGODSKIY Alexandr	24 FEDOSSENKO Vyacheslav	

Team: USA - United States of America (white)

Head Coach: BALBONI Scott

S1 30 COOPER Matt		
1 OLEN Joseph		
4 McGOVERN Edward		7 SCHMIDT Connor
S4 12 HARRIS Michael +A	S5 15 MURPHY Sean	S6 18 BODETTE Bobby +A
S2 21 BENSON Tyler	S3 23 YOUNG Jordan +C	
16 OLEN John	9 JOHNSON Bryce	26 GREENBERG Jordan
14 JOSEPH Chris		5 SOLORZANO Emmanuel
17 BURKEMPER Chris	10 BALENT Bill	25 BREWSTER Samuel
		8 ZERN Nicholas
20 HANNON Luke	19 BRESLIN Joey	11 KASCSAK John-Paul

LEGEND

Sn Starting position

+A Assistant captain

+C Captain

Timing and Results provided by **TISSOT**



Game Summary

KAZ - USA 2 - 3 (0 - 1, 1 - 1, 1 - 0, 0 - 0, 0 - 1)

Spectators	Referee(s)	Linesmen
2350	HEIKKINEN Lassi (FIN)	LORENTSEN BAKLI Gjermund (NOR) , PARK Jun Soo (KOR)

Team Statistics

Period	Score	SVS	SOG	PIM	TPP	PPG	SHG
1	0 : 1	10 : 11	11 : 11	4 : 6	04:43 : 03:43	0 : 0	0 : 0
2	1 : 1	6 : 11	12 : 7	2 : 4	03:19 : 00:59	1 : 1	0 : 0
3	1 : 0	9 : 12	13 : 9	0 : 12	02:00 : 00:00	0 : 0	0 : 0
OT	0 : 0	3 : 4	4 : 3	0 : 0	00:00 : 00:00	0 : 0	0 : 0
GWS	0 : 1	0 : 0	0 : 1	0 : 0	00:00 : 00:00	0 : 0	0 : 0
Total	2 : 3	28 : 38	40 : 31	6 : 22	10:02 : 04:42	1 : 1	0 : 0

1st Period

Action	Time	ET/Res	Team	Type	No	Name	(G)	Name of Assistant(s) / Action Description
GK	00:00		KAZ		20	SMOLNIKOV M		- Goalkeeper in
GK	00:00		USA		30	COOPER M		- Goalkeeper in
Penalty	02:30	04:30	USA	2 min.	19	BRESLIN J		- Slashing
Goal	07:52	0 : 1	USA	EQ	20	HANNON L	(1)	19 BRESLIN J On Ice KAZ 20 5 6 7 9 17 11 KASCSAK J USA 30 8 11 19 20 21
Penalty	10:07	12:07	USA	2 min.	14	JOSEPH C		- Roughing
Penalty	10:50	12:50	USA	2 min.	9	JOHNSON B		- High Sticking
Penalty	13:39	15:39	KAZ	2 min.	16	SAFIN R		- Interference
Penalty	15:22	17:22	KAZ	2 min.	17	YELAKOV V		- Interference

2nd Period

Action	Time	ET/Res	Team	Type	No	Name	(G)	Name of Assistant(s) / Action Description
Penalty	20:30	21:29	KAZ	2 min.	8	ZYATKOV P		- Slashing
Goal	21:29	0 : 2	USA	PP1	18	BODETTE B	(1)	4 McGOVERN E On Ice KAZ 20 10 11 12 19 * 7 SCHMIDT C USA 30 4 7 12 15 18
Penalty	28:18	29:37	USA	2 min.	23	YOUNG J		- Interference
Goal	29:37	1 : 2	KAZ	PP1	11	KENBAYEV D	(1)	9 NESTEROV G On Ice KAZ 20 7 10 11 12 19 * 12 ANTSIFEROV A USA 30 4 7 10 18
Penalty	35:50	37:50	USA	2 min.	26	GREENBERG J		- Tripping

3rd Period

Action	Time	ET/Res	Team	Type	No	Name	(G)	Name of Assistant(s) / Action Description
Penalty	45:31	47:31	USA	2 min.	21	BENSON T		- Holding an opponent
Penalty	48:46	58:46	USA	10 min.	30	COOPER M		- Unsportsmanlike Conduct / Served by: 8 ZERN N
Goal	59:01	2 : 2	KAZ	EQ	8	ZYATKOV P	(1)	22 KACHULIN M On Ice KAZ 20 4 8 19 22 23 USA 30 8 9 14 16 26
Time-out	59:34		KAZ					

Overtime

No game actions in this period

Action	Time	ET/Res	Team	Type	No	Name	(G)	Name of Assistant(s) / Action Description
GK	65:00		KAZ					20 SMOLNIKOV M - Goalkeeper out
GK	65:00		USA					30 COOPER M - Goalkeeper out

Game Winning Shots

Action	Time	Result	Team	No	Name	(G)	Action Description
		0 : 0	KAZ	23	KOVZALOV I		- Saved by goalie 30 COOPER M (USA) - on goal
		0 : 1	USA	9	JOHNSON B		- Scored 20 SMOLNIKOV M (KAZ) - on goal
		0 : 0	KAZ	8	ZYATKOV P		- Missed (right) 30 COOPER M (USA) - on goal
		0 : 0	USA	26	GREENBERG J		- Saved by goalie 20 SMOLNIKOV M (KAZ) - on goal
		0 : 0	KAZ	22	KACHULIN M		- Saved by goalie 30 COOPER M (USA) - on goal
GWG	65:00	0 : 1	USA	9	JOHNSON B	(1)	

Timing and Results provided by **TISSOT**



Goalkeeper Records

Team : KAZ - Kazakhstan

Team : USA - United States of America

No	Name	SOG	SVS	MIP
20	SMOLNIKOV Mikhail	31	28	65:00
25	GRYAZNOV Maxim			

No	Name	SOG	SVS	MIP
30	COOPER Matt	40	38	65:00
1	OLEN Joseph			

Game Statistics

Team : KAZ (blue)


Head Coach : STARYGIN Sergey

No	Pos	Name	G	A	P	PIM	FO+	FO-	FO+/-	FO%	Shots on Goal					+/-
											1	2	3	OT	TS	
4	D	GULYAKOV Ilya	0	0	0	0	0	0	0	0.00	0	0	0	2	2	+1
8	F	ZYATKOV Pavel	1	0	1	2	0	0	0	0.00	0	0	2	0	2	+1
18	D	KURSHUK Alexandr +A	0	0	0	0	0	0	0	0.00	2	2	1	0	5	0
22	F	KACHULIN Mikhail	0	1	1	0	0	1	-1	0.00	1	3	1	1	6	+1
23	F	KOVZALOV Ilya	0	0	0	0	9	16	-7	36.00	1	0	0	0	1	+1
5	D	ISHMAMETYEV Alexey	0	0	0	0	0	0	0	0.00	0	0	0	0	0	-1
6	D	AKHMETOV Daniyar +C	0	0	0	0	0	0	0	0.00	0	0	0	1	1	-1
9	F	NESTEROV German	0	1	1	0	1	1	0	50.00	0	0	2	0	2	-1
16	F	SAFIN Renat	0	0	0	2	0	0	0	0.00	2	0	1	0	3	0
17	F	YELAKOV Vladislav	0	0	0	2	5	12	-7	29.41	0	2	0	0	2	-1
7	F	POPOVICH Yulian	0	0	0	0	0	0	0	0.00	0	2	1	0	3	-1
10	D	GREBENCHSHIKOV Vladimir	0	0	0	0	1	0	1	100.00	1	0	0	0	1	0
11	D	KENBAYEV Daulet	1	0	1	0	0	0	0	0.00	0	1	0	0	1	0
12	F	ANTSIFEROV Alexey	0	1	1	0	7	12	-5	36.84	1	0	3	0	4	0
19	F	BELGIBAYEV Nursultan +A	0	0	0	0	0	1	-1	0.00	2	0	1	0	3	+1
2	D	GOROZHANINOV Ilya	0	0	0	0	0	0	0	0.00	0	0	0	0	0	0
3	D	IVASHIN Viktor	0	0	0	0	0	0	0	0.00	0	2	0	0	2	0
14	F	VOLOGODSKIY Alexandr	0	0	0	0	0	0	0	0.00	1	0	1	0	2	0
24	F	FEDOSSENKO Vyacheslav	0	0	0	0	4	1	3	80.00	0	0	0	0	0	0
20	GK	SMOLNIKOV Mikhail	0	0	0	0					0	0	0	0	0	
25	GK	GRYAZNOV Maxim	0	0	0	0					0	0	0	0	0	
Total			2	3	5	6	27	44	-17	38.03	11	12	13	4	40	

Team : USA (white)

Head Coach : BALBONI Scott

No	Pos	Name	G	A	P	PIM	FO+	FO-	FO+/-	FO%	Shots on Goal					+/-
											1	2	3	OT	TS	
4	D	McGOVERN Edward	0	1	1	0	0	0	0	0.00	1	0	0	1	2	0
7	D	SCHMIDT Connor	0	1	1	0	0	0	0	0.00	1	1	0	1	3	0
12	F	HARRIS Michael +A	0	0	0	0	2	2	0	50.00	0	0	0	0	0	0
15	F	MURPHY Sean	0	0	0	0	7	8	-1	46.67	1	0	1	0	2	0
18	F	BODETTE Bobby +A	1	0	1	0	0	0	0	0.00	2	3	0	1	6	0
9	F	JOHNSON Bryce	1	0	1	2	9	6	3	60.00	0	1	2	1	4	-1
16	F	OLEN John	0	0	0	0	1	0	1	100.00	0	0	0	0	0	-1
21	D	BENSON Tyler	0	0	0	2	0	0	0	0.00	1	0	1	0	2	+1
23	D	YOUNG Jordan +C	0	0	0	2	0	1	-1	0.00	0	0	0	0	0	0
26	F	GREENBERG Jordan	0	0	0	2	0	1	-1	0.00	0	0	0	0	0	-1
5	D	SOLORZANO Emmanuel	0	0	0	0	0	0	0	0.00	0	0	0	0	0	0
10	F	BALENT Bill	0	0	0	0	15	6	9	71.43	2	0	1	0	3	0
14	D	JOSEPH Chris	0	0	0	2	0	0	0	0.00	0	0	0	0	0	-1
17	F	BURKEMPER Chris	0	0	0	0	0	0	0	0.00	1	0	1	0	2	0
25	F	BREWSTER Samuel	0	0	0	0	0	1	-1	0.00	0	1	0	0	1	0
8	D	ZERN Nicholas	0	0	0	0	0	0	0	0.00	0	0	0	0	0	0
11	F	KASCSAK John-Paul	0	1	1	0	0	0	0	0.00	1	1	1	0	3	+1
19	F	BRESLIN Joey	0	1	1	2	10	2	8	83.33	0	0	2	0	2	+1
20	F	HANNON Luke	1	0	1	0	0	0	0	0.00	1	0	0	0	1	+1
1	GK	OLEN Joseph	0	0	0	0					0	0	0	0	0	
30	GK	COOPER Matt	0	0	0	10					0	0	0	0	0	
Total			3	4	7	22	44	27	17	61.97	11	7	9	4	31	

Timing and Results provided by  TISSOT




Group C

R	Team	GP	W	OTW	OTL	L	GDF	GF : GA	PTS
1	KAZ	2	1	0	1	0	0	5 : 5	4
2	JPN	2	1	0	0	1	0	5 : 5	3
3	USA	2	0	1	0	1	0	5 : 5	2

	JPN	KAZ	USA
JPN	*****	2:3	3:2
KAZ	3:2	*****	2:3
USA	2:3	3:2	*****

LEGEND

(G) Goals in tournament	* does not count for Plus/minus	+/- Plus/minus net	+A Assistant captain
+C Captain	A Assists	D Defence	EQ Equal strength
ET/Res Penalty end time/Result of game	F Forward	FO- Face-offs lost	FO% Face-offs won as percentage
FO+ Face-offs won	FO+/- Face-offs net	G Goals	GA Goals against
GDF Goal difference	GF Goals for	GK Goalkeeper	GP Games played
GWG Game winning goal	GWS Game winning shots	L Losses	MIP Minutes in play (GK)
No Jersey number	OT Overtime	OTL Overtime losses	OTW Overtime wins
P Points	PIM Penalties in minutes	Pos Position	PP1 Power play - 1 player
PPG Power play goals	PTS Points	R Rank	SHG Shorthanded goals
SOG Shots on goal	SVS Saves	TPP Time on power play	TS Total shots
W Wins			

Timing and Results provided by  TISSOT



Shot Chart

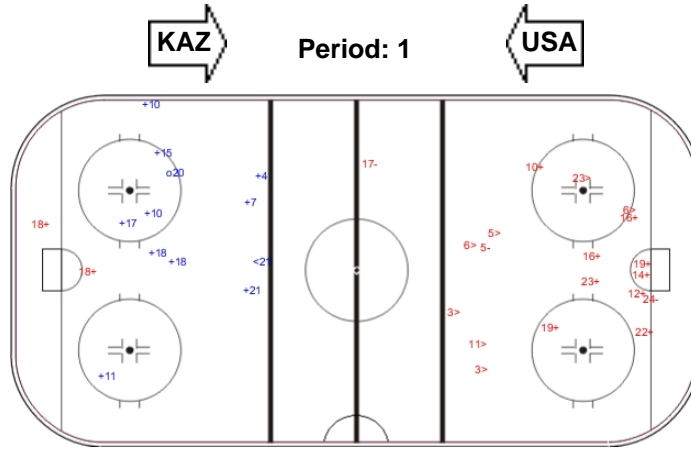
KAZ - USA

Shots by USA

Goals (o): 1 SSG (+): 10
SSP (-): 1 SPG (-): 0



GK 20 of KAZ



Shots by KAZ

Goals (o): 0 SSG (+): 11
SSP (>): 7 SPG (-): 3



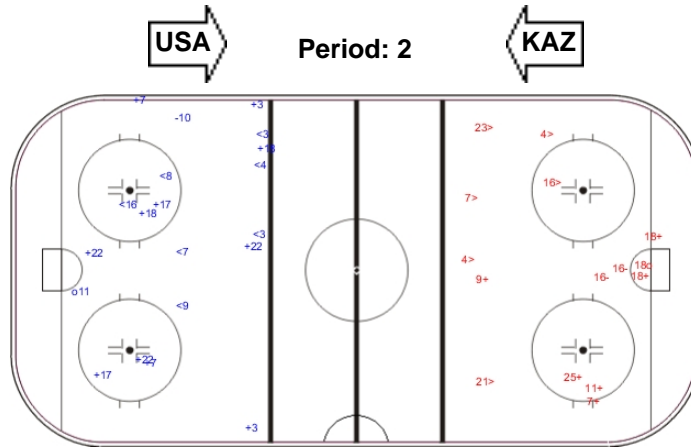
GK 30 of USA

Shots by KAZ

Goals (o): 1 SSG (+): 11
SSP (<): 7 SPG (-): 1



GK 30 of USA



Shots by USA

Goals (o): 1 SSG (+): 6
SSP (>): 6 SPG (-): 2



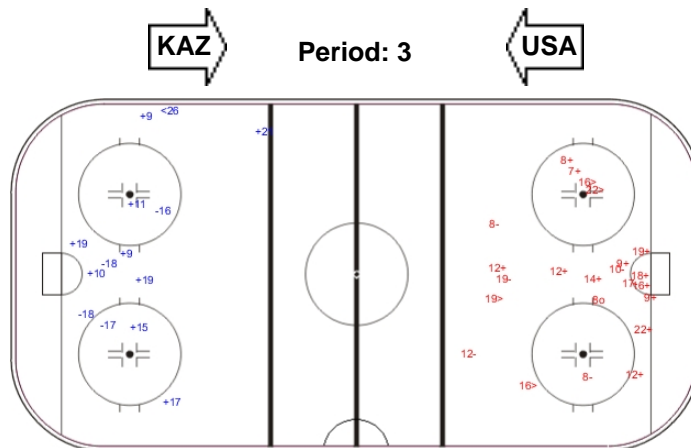
GK 20 of KAZ

Shots by USA

Goals (o): 0 SSG (+): 9
SSP (<): 1 SPG (-): 4




GK 20 of KAZ



Shots by KAZ

Goals (o): 1 SSG (+): 12
SSP (>): 4 SPG (-): 6



GK 30 of USA



Shots by USA

Goals (o): 0 SSG (+): 3
SSP (<): 0 SPG (-): 1



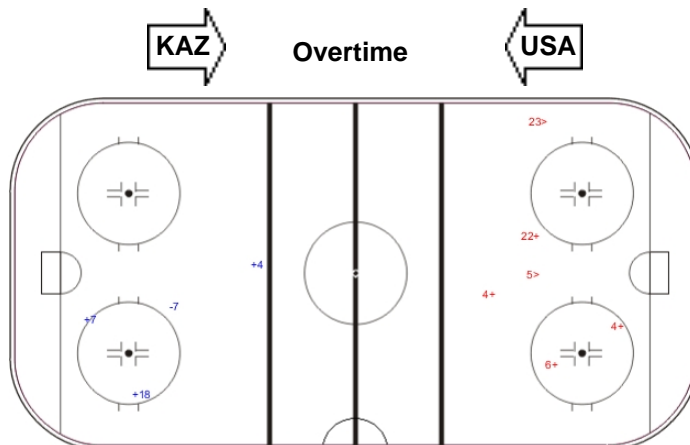
GK 20 of KAZ

Shots by KAZ

Goals (o): 0 SSG (+): 4
SSP (>): 2 SPG (-): 0



GK 30 of USA



LEGEND

GK Goalkeeper **SPG** Shots past goal **SSG** Shots saved by goalkeeper **SSP** Shots saved by player

Timing and Results provided by **TISSOT**



Face-off Chart

KAZ - USA

PERIOD 1

KAZ		USA		KAZ		USA		KAZ		USA		Total wins all zones	
Def. zone	Att. zone	Neutral zone		Att. zone	Def. zone							KAZ	USA
+ 23	- 10	+ 23	- 15	- 12	+ 9								
+ 12	- 15	- 23	+ 10	- 23	+ 10								
- 12	+ 19	+ 23	- 10	+ 17	- 9								
		- 12	+ 9	- 12	+ 16								
		+ 12	- 25	- 23	+ 9								
		- 12	+ 10	+ 23	- 26								
				+ 9	- 15								
				+ 24	- 10								
				- 23	+ 10								
Total wins / period	2 / 67%	1 / 33%	3 / 50%	3 / 50%	4 / 44%	5 / 56%					9 / 50%		9 / 50%

PERIOD 2

KAZ		USA		KAZ		USA		KAZ		USA		Total wins all zones	
Def. zone	Att. zone	Neutral zone		Att. zone	Def. zone							KAZ	USA
+ 12	- 12	- 23	+ 9	- 23	+ 10								
+ 17	- 15	- 17	+ 10	- 12	+ 10								
- 17	+ 19	+ 24	- 19	+ 23	- 9								
- 23	+ 12	+ 17	- 9	+ 12	- 10								
+ 12	- 9	+ 24	- 10	+ 23	- 9								
- 22	+ 12	- 17	+ 19	+ 24	- 15								
		+ 23	- 19	- 17	+ 10								
		- 12	+ 15	- 23	+ 15								
		- 17	+ 19	+ 23	- 12								
Total wins / period	3 / 50%	3 / 50%	4 / 44%	5 / 56%	5 / 56%	4 / 44%					12 / 50%		12 / 50%

PERIOD 3

KAZ		USA		KAZ		USA		KAZ		USA		Total wins all zones	
Def. zone	Att. zone	Neutral zone		Att. zone	Def. zone							KAZ	USA
- 17	+ 19	- 23	+ 10	- 17	+ 15								
- 19	+ 10	- 23	+ 9	- 17	+ 15								
- 17	+ 10	- 17	+ 19	- 24	+ 19								
- 23	+ 9	- 23	+ 9	+ 12	- 10								
+ 12	- 15	- 17	+ 19	+ 23	- 15								
		- 12	+ 9	- 23	+ 9								
		- 12	+ 10	+ 17	- 15								
				- 12	+ 10								
				- 23	+ 19								
				- 23	+ 15								
				- 17	+ 15								
Total wins / period	1 / 20%	4 / 80%	0 / 0%	7 / 100%	3 / 27%	8 / 73%					4 / 17%		19 / 83%

OVERTIME



Preliminary round - Group C, Game 13

	KAZ		USA		KAZ		USA		Total wins all zones	
	Def. zone	Att. zone	Neutral zone		Att. zone	Def. zone			KAZ	USA
	- 12	+ 10	- 23	+ 15	+ 17	- 9				
	+ 10	- 23								
	- 9	+ 19								
	- 12	+ 10								
Total wins / period	1 / 25%	3 / 75%	0 / 0%	1 / 100%	1 / 100%	0 / 0%			2 / 33%	4 / 67%

TOTAL

	KAZ		USA		KAZ		USA		Total wins all zones	
	Def. zone	Att. zone	Neutral zone		Att. zone	Def. zone			KAZ	USA
Total wins / game	7 / 39%	11 / 61%	7 / 30%	16 / 70%	13 / 43%	17 / 57%			27 / 38%	44 / 62%



HEAD TO HEAD

		USA									Tot	wins KAZ	Dz	Nz	Az
No.	9	10	12	15	16	19	23	25	26						
KAZ	9				1 - 0		0 - 1				2	1 50%	0 0%		1 100%
	10							1 - 0			1	1 100%	1 100%		
	12	1 - 3	2 - 6	1 - 0	2 - 1	0 - 1	0 - 1		1 - 0		19	7 37%	4 57%	1 17%	2 33%
	17	3 - 0	0 - 3		2 - 3		0 - 6				17	5 29%	1 25%	1 17%	3 43%
	19		0 - 1								1	0 0%	0 0%		
	22			0 - 1							1	0 0%	0 0%		
	23	2 - 6	2 - 5	1 - 1	2 - 3		1 - 1			1 - 0	25	9 36%	1 33%	3 33%	5 38%
	24		2 - 0		1 - 0		1 - 1				5	4 80%		2 100%	2 67%
Tot	15	21	4	15	1	12	1	1	1	71	27 38%	7 39%	7 30%	13 43%	
wins USA	9 60%	15 71%	2 50%	7 47%	1 100%	10 83%	0 0%	0 0%	0 0%	44 62%					
Dz	3 43%	6 67%	0 0%	5 56%	1 100%	2 100%			0 0%	17 57%					
Nz	5 83%	5 71%		2 67%		4 67%		0 0%		16 70%					
Az	1 50%	4 80%	2 67%	0 0%		4 100%	0 0%			11 61%					


LEGEND

Az Attacking zone **Dz** Defending zone **Nz** Neutral zone **Tot** Total face-offs played

Timing and Results provided by **TISSOT**



WINTER
UNIVERSIADE
ŠTRBSKÉ PLESO/OSRBLIE
NORDIC SKIING & BIATHLON
2015



RESULT BOOK

NORDIC COMBINED

9	Nordic Combined	1335
9.1	Table of Contents	1336
9.2	Competition Schedule	1338
9.3	Number of Entries by Country	1339
9.4	Medallists by Event	1340
9.5	Medal Standings	1341
9.6	Individual Gundersen NH / 10 km	1342
9.6.1	Medallists	1343
9.6.2	Official Training	1344
9.6.2.1	Individual Gundersen NH / 10 km Official Training 1	1344
9.6.2.1.1	Result List	1344
9.6.2.2	Individual Gundersen NH / 10 km Official Training 2	1346
9.6.2.2.1	Result List	1346
9.6.3	Ski Jumping	1348
9.6.3.1	Individual Gundersen NH / 10 km Ski Jumping Trial Round	1348
9.6.3.1.1	Result List	1348
9.6.3.2	Individual Gundersen NH / 10 km Ski Jumping Competition Round	1349
9.6.3.2.1	Start List	1349
9.6.3.2.2	Intermediate Results	1350
9.6.4	Cross-Country Race	1351
9.6.4.1	Start List - Cross Country	1351
9.6.4.2	Result List	1352
9.7	Individual Mass Start 10 km / NH	1353
9.7.1	Medallists	1354
9.7.2	Official Training	1355
9.7.2.1	Result List	1355
9.7.3	Cross-Country Race	1357
9.7.3.1	Start List Mass Start	1357
9.7.3.2	Intermediate Results After Cross Country	1358
9.7.4	Ski Jumping	1360
9.7.4.1	Individual Mass Start 10 km / NH Ski Jumping First Round	1360
9.7.4.1.1	Start List Mass Start	1360
9.7.4.2	Individual Mass Start 10 km / NH Ski Jumping Final Round	1361
9.7.4.2.1	Start List Mass Start	1361
9.7.4.2.2	Results	1362
9.8	Team Gundersen NH / 3x5 km	1364
9.8.1	Medallists	1365
9.8.2	Ski Jumping	1366
9.8.2.1	Team Gundersen NH / 3x5 km Ski Jumping Trial Round	1366
9.8.2.1.1	Result List	1366



9.8.2.2	Team Gundersen NH / 3x5 km Ski Jumping Competition Round	1367
9.8.2.2.1	Start List	1367
9.8.2.2.2	Intermediate Results	1368
9.8.3	Cross-Country Race	1370
9.8.3.1	Start List	1370
9.8.3.2	Result List	1371



Competition Schedule

As of WED 28 JAN 2015


Date	Start Time	Events
SUN 25 JAN	10:00	Training Gundersen
MON 26 JAN	9:15	Trial Round
	10:00	Competition Round Gundersen Ski Jumping
	15:00	Cross Country Race Gundersen
WED 28 JAN	11:30	Training Mass Start Ski Jumping
THU 29 JAN	9:00	Cross Country Race Mass Start
	11:45	Trial Round Mass Start
	12:30	Mass Start 1st Competition Round
		Mass Start Final Competition Round
FRI 30 JAN	10:00	Team Training Ski Jumping
SAT 31 JAN	9:20	Team Trial Round
	10:00	Team Competition Round Ski Jumping
	15:00	Team Cross Country Race



Number of Entries by Country

As of MON 26 JAN 2015

Country	
CZE - Czech Republic	2
EST - Estonia	1
FIN - Finland	2
GER - Germany	3
JPN - Japan	4
KOR - Republic of Korea	1
POL - Poland	5
RUS - Russian Federation	8
UKR - Ukraine	3
Total:	29




Medallists by Event

As of SAT 31 JAN 2015 at 15:59

Event Name	Date	Medal	Name	Ctry Code
NH Team Gundersen	SAT 31 JAN	GOLD	WASEL Johannes SIMON Tobias WELDE David	GER
		SILVER	YAMAMOTO Go SHIMIZU Aguri WATANABE Takehiro	JPN
		BRONZE	MASTIEV Samir NABEEV Niyaz YAHIN Ernest	RUS
Mass Start 10.0 km	THU 29 JAN	GOLD	CIESLAR Adam	POL
		SILVER	WELDE David	GER
		BRONZE	WANTULOK Mateusz	POL
Individual Gundersen NH / 10 km	MON 26 JAN	GOLD	CIESLAR Adam	POL
		SILVER	WELDE David	GER
		BRONZE	KUPCZAK Szczepan	POL

LEGEND

NH Normal Hill



Medal Standings

As of SAT 31 JAN 2015

Rank	Country	G	S	B	Tot	Rank by Total
1	POL - Poland	2		2	4	1
2	GER - Germany	1	2		3	2
3	JPN - Japan		1		1	=3
4	RUS - Russian Federation			1	1	=3
	Total:	3	3	3	9	

LEGEND

= Equal sign indicates that two or more NOCs share the same rank by total
 G Gold
 Tot Total

B Bronze
 S Silver




WINTER
UNIVERSIADE
ŠTRBSKÉ PLESO/OSRBLIE
NORDIC SKIING & BIATHLON
2015



RESULT BOOK

NORDIC COMBINED

Individual Gundersen NH / 10 km



Medallists

Medal	Name	Country
GOLD	CIESLAR Adam	POL - Poland
SILVER	WELDE David	GER - Germany
BRONZE	KUPCZAK Szczepan	POL - Poland

LEGEND
 NH Normal Hill



Result List Official Training

Jury / Competition Management		Judges			Hill Data / Calculation		
Technical Delegate (TD)	PELKONEN Jyri (FIN)	A	BABIS Emil (SVK)	Hill Size / (95%)	100 m / (95 m)		
Assistant TD	SLAVIK Stanislav (CZE)	B	POLLHAMMER Fritz (AUT)	K-Point	90 m		
Chief of Competition	FRAK Vladimir (SVK)	C	BAIER Jan (CZE)	Meter Value	2.0 Points/m		
FISU Technical Delegate	LUSTENBERGER Karl (SUI)	D	RAPPENGLUECK Franz (GER)	Gate Factor	6.00		
Chief of Course	SERFEL Marek (SVK)	E	GUNKA Ryszard (POL)	Wind Factor	6.40 / 7.74		
				Seconds per Point	4		
				Points per Minute	15		

Bib	Name	Ctry Code	1st Round					2nd Round					3rd Round				
			Speed [km/h] Rank	Dist. [m] Rank	G / W Comp. Points	Gate [m/s] Points	Points Rank	Speed [km/h] Rank	Dist. [m] Rank	G / W Comp. Points	Gate [m/s] Points	Points Rank	Speed [km/h] Rank	Dist. [m] Rank	G / W Comp. Points	Gate [m/s] Points	Points Rank
1	KUPCZAK Szczepan	POL	88.0 10.	86.5 5.	35 0.02	52.9 6.	87.9 1.	90.5 4.	34 -4.3	56.7 4.	87.7 12.	86.0 7.	34 -2.9	0.46 7.	49.1 7.		
2	PASICHNYK Viktor	UKR	87.6 15.	81.0 12.	35 -0.13	41.2 13.	87.2 17.	86.0 6.	34 -3.1	48.9 7.	87.4 20.	81.5 16.	34 -2.2	0.35 13.	40.8 13.		
3	SLOWIOK Pawel	POL	88.2 2.	86.5 5.	35 0.01	52.9 6.	87.7 5.	85.0 7.	34 -3.7	46.3 9.	88.1 3.	85.5 8.	34 -1.2	0.18 6.	49.8 6.		
4	SONEHARA Go	JPN															
5	HEIDE Raiko	EST	88.2 2.	66.0 24.	35 0.00	12.0 24.	87.8 2.	68.0 24.	34 -3.6	12.4 24.	88.1 3.	70.0 23.	34 0.5	-0.07 23.	20.5 23.		
6	MARUSARZ Wojciech	POL	87.4 18.	71.0 22.	35 -0.04	22.3 22.	87.3 13.	81.0 13.	34 -4.7	37.3 16.	86.9 23.	81.0 17.	34 -1.2	0.18 13.	40.8 13.		
7	OKS Nikita	RUS	88.2 2.	79.0 15.	35 0.04	37.7 17.	87.7 5.	83.0 10.	34 -3.5	42.5 11.	87.7 12.	82.5 12.	34 -4.2	0.66 13.	40.8 13.		
8	MOROZOV Valerii	UKR	88.1 7.	70.0 23.	35 -0.1	19.9 23.	87.6 11.	69.5 23.	34 -3.7	15.3 23.	87.7 12.	73.0 22.	34 -5.1	0.80 22.	20.9 22.		
9	ZEMAN Martin	CZE	87.8 12.	77.0 18.	35 -0.09	34.7 18.	87.7 5.	81.0 13.	34 -3.7	38.3 15.	87.5 19.	82.0 15.	34 -2.9	0.45 12.	41.1 12.		
10	YAMAMOTO Go	JPN	88.1 7.	87.5 4.	35 0.00	55.0 4.	87.7 5.	93.5 1.	34 -4.5	62.5 3.	87.6 18.	94.0 1.	34 -5.0	0.78 2.	63.0 2.		
11	KUTAL Petr	CZE	88.2 2.	84.0 9.	35 -0.16	49.2 8.	87.8 2.	88.0 5.	34 -2.6	53.4 5.	87.8 9.	92.0 3.	34 -3.5	0.55 3.	60.5 3.		
12	WASEL Johannes	GER	88.2 2.	79.5 14.	35 -0.02	39.2 16.	87.7 5.	81.5 12.	34 -2.7	40.3 13.	87.7 12.	85.5 8.	34 -3.5	0.54 8.	47.5 8.		
13	WANTULOK Mateusz	POL	88.3 1.	93.5 2.	35 0.01	66.9 2.	87.7 5.	93.5 1.	33 -2.6	66.9 2.	87.8 9.	94.0 1.	34 -3.2	0.50 1.	64.8 1.		
14	LEINONEN Mikke	FIN	88.1 7.	84.0 9.	35 -0.1	47.9 10.	87.2 17.	84.5 8.	33 -3.8	47.7 8.	87.3 21.	85.5 8.	34 -4.5	0.71 10.	46.5 10.		
15	BALANDA Ruslan	UKR	87.7 14.	75.0 20.	35 0.04	29.7 20.	87.0 21.	79.0 17.	33 -3.5	37.0 17.	87.2 22.	77.0 20.	34 -1.2	0.19 20.	32.8 20.		
16	PARK Jeun	KOR	87.3 20.	74.5 21.	35 0.03	28.8 21.	86.9 24.	80.5 15.	33 -4.2	39.3 14.	87.8 9.	77.5 18.	35 -2.5	-0.35 2.7	35.2 18.		
17	SEREGIN Aleksei	RUS	87.9 11.	76.5 19.	35 0.18	31.8 19.	87.4 12.	73.5 21.	33 -0.9	28.6 22.	88.3 1.	76.5 21.	35 -2.5	-0.35 2.7	33.2 19.		
18	ZHARKOV Dmitrii	RUS	87.6 15.	85.0 8.	35 0.25	48.4 9.	87.2 17.	82.5 11.	33 -2.2	45.3 10.	87.7 12.	84.0 11.	35 -2.5	0.48 -3.1	42.4 11.		
19	SHIMIZU Aguri	JPN															
20	KLIMOV Evgenii	RUS	87.3 20.	97.5 1.	33 0.37	77.5 1.	87.0 21.	91.5 3.	31 7.4	78.1 1.							
21	VAEHAESOEYRINKI Eetu	FIN	87.3 20.	82.5 11.	33 0.33	47.8 11.	87.3 13.	79.5 16.	33 0.3	41.8 12.	88.0 5.	87.0 6.	35 -2.5	0.62 -4.0	47.5 8.		
22	BARKOV Viacheslav	RUS	86.9 24.	79.0 15.	33 0.36	40.6 15.	87.0 21.	75.0 19.	33 1.5	34.0 21.	87.7 12.	82.5 12.	35 -2.5	0.72 -4.6	37.9 17.		
23	NABEEV Niyaz	RUS	87.4 18.	86.0 7.	33 0.33	54.8 5.	87.3 13.	73.5 21.	33 4.7	34.2 20.	88.0 5.	91.0 4.	35 -2.5	1.10 -7.0	52.5 5.		
24	SIMON Tobias	GER															
25	MASTIEV Samir	RUS	87.5 17.	81.0 12.	33 0.33	44.8 12.	87.3 13.	74.0 20.	33 4.6	35.1 19.	88.0 5.	77.5 18.	35 -2.5	0.78 -5.0	27.5 21.		
26	WELDE David	GER	87.1 23.	79.0 15.	33 0.34	40.7 14.	87.1 20.	75.5 18.	33 1.9	35.4 18.	87.9 8.	82.5 12.	35 -2.5	0.65 -4.2	38.3 16.		



Result List Official Training

Bib	Name	Ctry Code	1st Round					2nd Round					3rd Round				
			Speed [km/h] Rank	Dist. [m] Rank	G / W Comp. Gate Points		Points Rank	Speed [km/h] Rank	Dist. [m] Rank	G / W Comp. Gate Points		Points Rank	Speed [km/h] Rank	Dist. [m] Rank	G / W Comp. Gate Points		Points Rank
27	CIESLAR Adam	POL	87.8 12.	91.5 3.	33 4.9	0.32 -2.0	65.9 3.	87.8 2.	84.0 9.	33 2.5	-0.25 1.9	52.4 6.	88.2 2.	90.5 5.	35 -2.5	0.38 -2.4	56.1 4.
28	YAHIN Ernest	RUS															
29	WATANABE Takehiro	JPN															

Competition / Weather Information

	Time	Base Values			Weather	Temp. [°C]		Humid. [%]	Wind [m/s]		
		Wind	Gate	Length		Air	Snow		Min.	Max.	Aver.
1st Round	09:59 - 10:16	0.00	35		Snow	-1.6 / -1.6	-9.0 / -9.0	95 / 95	-0.16	0.37	0.12
2nd Round	10:22 - 10:38	0.00	34		Snow	-1.6 / -1.4	-9.0 / -9.0	94 / 92	-1.00	0.74	0.26
3rd Round	10:45 - 11:03	0.00	34		Snow	-1.3 / -0.8	-9.0 / -9.0	92 / 85	-0.35	1.10	0.46

Statistics

	Gate		Athletes	Falls	Distance [m]			Speed [km/h]			Jumpers / Nations		
	No.	Diff			Min.	Max.	Aver.	Min.	Max.	Aver.	In Start List	Started	With Results
1st Round	33		7	0	79.0	97.5	85.2	86.9	87.8	87.3	29/9	24/9	24/9
	35		17	0	66.0	93.5	79.7	87.3	88.3	87.9			
2nd Round	31		1	0	91.5	91.5	91.5	87.0	87.0	87.0	29/9	24/9	24/9
	33		12	0	73.5	93.5	79.5	86.9	87.8	87.2			
	34		11	0	68.0	93.5	82.4	87.2	87.9	87.6			
3rd Round	34		14	0	70.0	94.0	83.5	86.9	88.1	87.6	29/9	23/9	23/9
	35		9	0	76.5	91.0	83.2	87.7	88.3	87.9			

NOTE

A bolded line in the "Gate" column indicates a change in start gate assignment at that point.

Legend

Assistant TD Assistant Technical Delegate

Ctry Code Country Code

Humid. Humidity

Min. Minimum

Temp. Temperature

Aver. Average

Dist. Distance

Max. Maximum

NH Normal Hill



Result List Official Training

Jury / Competition Management		Judges			Hill Data / Calculation	
Technical Delegate (TD)	PELKONEN Jyri (FIN)	A	GUNKA Ryszard (POL)		Hill Size / (95%)	100 m / (95 m)
Assistant TD	SLAVIK Stanislav (CZE)	B	BABIS Emil (SVK)		K-Point	90 m
Chief of Competition	FRAK Vladimir (SVK)	C	POLLHAMMER Fritz (AUT)		Meter Value	2.0 Points/m
FISU Technical Delegate	LUSTENBERGER Karl (SUI)	D	BAIER Jan (CZE)		Gate Factor	6.00
Chief of Course	SERFEL Marek (SVK)	E	RAPPEGLUECK Franz (GER)		Wind Factor	6.40 / 7.74
					Seconds per Point	1.33333
					Points per Minute	45

Bib	Name	Ctry Code	1st Round					2nd Round					Remarks
			Speed [km/h]	Dist. [m]	G / W Comp. Gate	Points [m/s]	Points	Speed [km/h]	Dist. [m]	G / W Comp. Gate	Points [m/s]	Points	
			Rank	Rank	Points	Points	Rank	Rank	Points	Points	Rank		
1	OKS Nikita	RUS											
2	LEINONEN Mikke	FIN											
3	PARK Jeun	KOR											
4	KUPCZAK Szczepan	POL											
5	ZHARKOV Dmitrii	RUS											
6	ZEMAN Martin	CZE											
7	YAMAMOTO Go	JPN	85.7	81.0	27	0.97	35.8	86.6	81.5	29	0.25	41.4	
			3.	3.		-6.2	3.	3.	4.		-1.6	4.	
8	VILIVCHUK Oleh	UKR											
9	WASEL Johannes	GER	85.8	74.0	27	0.14	27.1	86.7	77.0	29	0.25	32.4	
			2.	5.		-0.9	5.	2.	5.		-1.6	5.	
10	HEIDE Raiko	EST											
11	WANTULOK Mateusz	POL											
12	SHIMIZU Aguri	JPN	85.6	86.5	27	1.43	43.8	86.6	86.5	29	-0.08	53.6	
			6.	1.		-9.2	2.	3.	1.		0.6	1.	
13	MARUSARZ Wojciech	POL											
14	BALANDA Ruslan	UKR											
15	SEREGIN Aleksei	RUS											
16	SLOWIOK Pawel	POL											
17	KUTAL Petr	CZE											
18	PASICHNYK Viktor	UKR											
19	SONEHARA Go	JPN	85.7	85.0	27	0.60	46.2	86.8	82.5	29	-0.31	47.4	
			3.	2.		-3.8	1.	1.	3.		2.4	2.	
20	KLIMOV Evgenii	RUS											
21	VAEHAESOEYRINKI Eetu	FIN											
22	BARKOV Viacheslav	RUS											
23	NABEEV Niyaz	RUS											
24	SIMON Tobias	GER											
25	MASTIEV Samir	RUS											
26	WELDE David	GER	86.1	58.5	27	0.81	-8.2	86.5	72.0	29	-0.03	24.2	
			1.	6.		-5.2	6.	5.	6.		0.2	6.	



Result List Official Training

Bib	Name	Ctry Code	1st Round					2nd Round					Remarks
			Speed	Dist.	G / W Comp.		Points	Speed	Dist.	G / W Comp.		Points	
			[km/h] Rank	[m] Rank	Gate Points	[m/s] Points	Rank	[km/h] Rank	[m] Rank	Gate Points	[m/s] Points	Rank	
27	CIESLAR Adam	POL											
28	YAHIN Ernest	RUS											
29	WATANABE Takehiro	JPN	85.7 3.	80.0 4.	27	1.11 -7.1	32.9 4.	86.5 5.	83.0 2.	29	0.23 -1.5	44.5 3.	

Competition / Weather Information

	Time	Base Values			Weather	Temp. [°C]		Humid. [%]	Wind [m/s]		
		Wind	Gate	Length		Air	Snow		Min.	Max.	Aver.
		1st Round	10:17 - 10:23	0.00		27		Snow	-1.6 / -1.6	-10.0 / -10.0	95 / 95
2nd Round	10:35 - 10:39	0.00	29		Snow	-1.7 / -1.7	-10.0 / 0.0	95 / 95	-0.31	0.25	0.05

Statistics

	Gate		Athletes	Falls	Distance [m]			Speed [km/h]			Jumpers / Nations		
	No.	Diff			Min.	Max.	Aver.	Min.	Max.	Aver.	In Start List	Started	With Results
1st Round	27		0	0	58.5	86.5	77.5	85.6	86.1	85.7	29/9	6/2	6/2
2nd Round	29		0	0	72.0	86.5	80.4	86.5	86.8	86.6	29/9	6/2	6/2

NOTE

A bolded line in the "Gate" column indicates a change in start gate assignment at that point.

Legend

Assistant TD Assistant Technical Delegate

Ctry Code Country Code

Humid. Humidity

Min. Minimum

Temp. Temperature

Aver. Average

Dist. Distance

Max. Maximum

NH Normal Hill



MON 26 JAN 2015

Start Time 9:15 / End Time 9:32

Results Trial Round

Jury / Competition Management		Judges		Hill Data / Calculation	
Technical Delegate (TD)	PELKONEN Jyri (FIN)	A	BABIS Emil (SVK)	Hill Size / (95%)	100 m / (95 m)
Assistant TD	SLAVIK Stanislav (CZE)	B	POLLHAMMER Fritz (AUT)	K-Point	90 m
Chief of Competition	FRAK Vladimir (SVK)	C	BAIER Jan (CZE)	Meter Value	2.0 Points/m
FISU Technical Delegate	LUSTENBERGER Karl (SUI)	D	RAPPENGLUECK Franz (GER)	Gate Factor	6.00
Chief of Course	SERFEL Marek (SVK)	E	GUNKA Ryszard (POL)	Wind Factor	6.40 / 7.74
				Seconds per Point	4
				Points per Minute	15

Bib	Name	Ctry Code	Speed [km/h] Rank	Distance [m] Rank	G / W Comp. Gate Points	Points [m/s] Rank	Bib	Name	Ctry Code	Speed [km/h] Rank	Distance [m] Rank	G / W Comp. Gate Points	Points [m/s] Rank
1	KUPCZAK Szczepan	POL	88.5 4.	92.5 3.	35 0.00 0.0	65.0 4.	13	LEINONEN Mikke	FIN	87.6 20.	85.5 12.	33 4.9	0.26 -1.7 12.
2	PASICHNYK Viktor	UKR	88.5 4.	91.0 5.	35 0.06 -0.4	61.6 7.	14	BALANDA Ruslan	UKR	87.4 23.	81.0 19.	33 4.9	0.26 -1.7 18.
3	SLOWIOK Pawel	POL	88.6 2.	90.5 6.	35 -0.03 0.2	61.2 9.	15	PARK Jeun	KOR	87.7 19.	87.5 11.	33 4.9	0.15 -1.0 11.
4	HEIDE Raiko	EST	88.6 2.	72.5 23.	35 0.08 -0.5	24.5 23.	16	SEREGIN Aleksei	RUS	87.9 12.	78.5 22.	33 4.9	0.06 -0.4 21.
5	MARUSARZ Wojciech	POL	87.8 15.	82.0 17.	35 -0.07 0.5	44.5 19.	17	ZHARKOV Dmitrii	RUS	87.5 21.	84.5 14.	33 4.9	0.19 -1.2 13.
6	OKS Nikita	RUS	88.5 4.	84.5 14.	35 0.06 -0.4	48.6 16.	18	VAEHAESOEYRINKI Eetu	FIN	87.9 12.	89.0 9.	33 4.9	0.19 -1.2 6.
7	VILIVCHUK Oleh	UKR	88.7 1.	80.5 20.	35 0.12 -0.8	40.2 22.	19	BARKOV Viacheslav	RUS	87.8 15.	84.5 14.	33 4.9	0.30 -1.9 14.
8	ZEMAN Martin	CZE	88.4 7.	85.5 12.	35 0.21 -1.3	49.7 15.	20	NABEEV Niyaz	RUS	87.8 15.	88.5 10.	33 4.9	0.19 -1.2 10.
9	YAMAMOTO Go	JPN	88.1 10.	93.5 2.	34 0.29 -1.9	67.6 3.	21	SIMON Tobias	GER	87.5 21.	90.5 6.	30 12.3	0.16 -1.0 1.
10	KUTAL Petr	CZE	88.4 7.	91.5 4.	34 0.38 -2.4	63.1 5.	22	MASTIEV Samir	RUS	88.0 11.	79.5 21.	33 4.9	0.08 -0.5 20.
11	WASEL Johannes	GER	88.2 9.	90.5 6.	34 0.32 -2.0	61.5 8.	23	WELDE David	GER	87.8 15.	82.0 17.	33 4.9	0.06 -0.4 17.
12	WANTULOK Mateusz	POL	87.9 12.	94.0 1.	33 0.32 -2.0	70.9 2.	24	CIESLAR Adam	POL				

	Time	Base Values			Weather	Temp. [°C]		Humid. [%]	Wind [m/s]		
		Wind	Gate	Length		Air	Snow		Min.	Max.	Aver.
Trial Round	09:15 - 09:32	0.00	35		cloudy	-4.7 / -3.7	-11.0 / -11.0	95 / 95	-0.07	0.38	0.16

	Gate		Athletes	Falls	Distance [m]			Speed [km/h]			Jumpers / Nations		
	No.	Diff			Min.	Max.	Aver.	Min.	Max.	Aver.	In Start List	Started	With Results
Trial Round	30		1	0	90.5	90.5	90.5	87.5	87.5	87.5	24/9	23/9	23/9
	33		11	0	78.5	94.0	84.9	87.4	88.0	87.7			
	34		3	0	90.5	93.5	91.8	88.1	88.4	88.2			
	35		8	0	72.5	92.5	84.8	87.8	88.7	88.4			

NOTE
A bolded line in the "Gate" column indicates a change in start gate assignment at that point.

Legend		Aver.	Average
Assistant TD	Assistant Technical Delegate	Dist.	Distance
Ctry Code	Country Code	Max.	Maximum
Humid.	Humidity	NH	Normal Hill
Min.	Minimum		
Temp.	Temperature		



MON 26 JAN 2015

Start Time 10:00 (Trial 9:15)

Start List

Jury / Competition Management		Judges		Hill Data / Calculation	
Technical Delegate (TD)	PELKONEN Jyri (FIN)	A	BABIS Emil (SVK)	Hill Size / (95%)	100 m / (95 m)
Assistant TD	SLAVIK Stanislav (CZE)	B	POLLHAMMER Fritz (AUT)	K-Point	90 m
Chief of Competition	FRAK Vladimir (SVK)	C	BAIER Jan (CZE)	Meter Value	2.0 Points/m
FISU Technical Delegate	LUSTENBERGER Karl (SUI)	D	RAPPENGLUECK Franz (GER)	Gate Factor	6.00
Chief of Course	SERFEL Marek (SVK)	E	GUNKA Ryszard (POL)	Wind Factor	6.40 / 7.74
				Seconds per Point	4
				Points per Minute	15

Number of Competitors: 24, Number of Countries: 9

Bib	Name	Ctry Code	Trial			Competition Round			
			Speed [km/h]	Distance [m]	Gate	Speed [km/h]	Distance [m]	Points	Rank
1	KUPCZAK Szczepan	POL							
2	PASICHNYK Viktor	UKR							
3	SLOWIOK Pawel	POL							
4	HEIDE Raiko	EST							
5	MARUSARZ Wojciech	POL							
6	OKS Nikita	RUS							
7	VILIVCHUK Oleh	UKR							
8	ZEMAN Martin	CZE							
9	YAMAMOTO Go	JPN							
10	KUTAL Petr	CZE							
11	WASEL Johannes	GER							
12	WANTULOK Mateusz	POL							
13	LEINONEN Mikke	FIN							
14	BALANDA Ruslan	UKR							

technical break

15	PARK Jeun	KOR							
16	SEREGIN Aleksei	RUS							
17	ZHARKOV Dmitrii	RUS							
18	VAEHAESOEYRINKI Eetu	FIN							
19	BARKOV Viacheslav	RUS							
20	NABEEV Niyaz	RUS							
21	SIMON Tobias	GER							
22	MASTIEV Samir	RUS							
23	WELDE David	GER							
24	CIESLAR Adam	POL							

NOTE

How point scores are calculated

A competitor is awarded 60 points for jumping the K-point distance. For every metre more or less than the K point, a competitor has 2.0 points added or subtracted from his total. In addition, competitors are awarded points for style (for flight, landing and out-run) up to a maximum of 20 per judge. Five judges score each jump, with the highest and lowest scores discarded and the scores of the other three summed and added to the competitor's points for distance.

Legend

Assistant TD Assistant Technical Delegate
NH Normal Hill

Ctry Code Country Code



MON 26 JAN 2015

Start Time 10:00 / End Time 10:18

Intermediate Results Ski Jumping

Jury / Competition Management		Judges			Hill Data / Calculation			
Technical Delegate (TD)	PELKONEN Jyri (FIN)	A	BABIS Emil (SVK)	Hill Size / (95%)	100 m / (95 m)			
Assistant TD	SLAVIK Stanislav (CZE)	B	POLLHAMMER Fritz (AUT)	K-Point	90 m			
Chief of Competition	FRAK Vladimir (SVK)	C	BAIER Jan (CZE)	Meter Value	2.0 Points/m			
FISU Technical Delegate	LUSTENBERGER Karl (SUI)	D	RAPPENGLUECK Franz (GER)	Gate Factor	6.00			
Chief of Course	SERFEL Marek (SVK)	E	GUNKA Ryszard (POL)	Wind Factor	6.40 / 7.74			
				Seconds per Point	4			
				Points per Minute	15			


Rank	Bib	Name	Ctry Code	Speed [km/h]	Dist. [m]	Dist. Points	Judges Marks					Judges Points	Gate / Wind Compensation			Round Total	Diff.	
							A	B	C	D	E		Gate Points	[m/s]	Points			
1.	21	SIMON Tobias	GER	87.5	99.0	78.0	16.5	16.5	17.0	17.0	17.0	50.5	30	7.4	0.92	-5.9	130.0	0:00
2.	12	WANTULOK Mateusz	POL	87.7	98.0	76.0	18.5	17.5	17.0	16.5	18.0	52.5	32	2.5	0.61	-3.9	127.1	+0:12
3.	24	CIESLAR Adam	POL	87.7	95.0	70.0	18.5	18.0	18.5	18.0	18.0	54.5	32	2.5	0.78	-5.0	122.0	+0:32
4.	1	KUPCZAK Szczepan	POL	87.9	95.0	70.0	18.0	18.0	18.0	17.5	18.0	54.0	33		0.71	-4.5	119.5	+0:42
5.	2	PASICHNYK Viktor	UKR	88.0	94.0	68.0	18.0	18.0	18.0	18.0	17.5	54.0	33		0.64	-4.1	117.9	+0:48
6.	9	YAMAMOTO Go	JPN	87.4	92.5	65.0	17.5	18.0	18.5	17.5	18.0	53.5	32	2.5	0.64	-4.1	116.9	+0:52
7.	20	NABEEV Niyaz	RUS	87.4	92.5	65.0	17.5	18.0	18.0	17.5	17.5	53.0	32	2.5	0.84	-5.4	115.1	+1:00
8.	10	KUTAL Petr	CZE	87.8	91.0	62.0	17.5	18.0	16.0	17.0	17.5	52.0	32	2.5	0.59	-3.8	112.7	+1:09
9.	3	SLOWIOK Pawel	POL	88.0	92.0	64.0	17.5	18.5	17.5	17.5	17.5	52.5	33		0.68	-4.4	112.1	+1:12
10.	13	LEINONEN Mikke	FIN	87.5	89.5	59.0	17.5	18.0	17.0	17.5	17.5	52.5	32	2.5	0.56	-3.6	110.4	+1:18
11.	18	VAEHAESOEYRINKI Eetu	FIN	87.4	90.0	60.0	17.5	18.0	17.5	18.0	17.5	53.0	32	2.5	0.83	-5.3	110.2	+1:19
12.	15	PARK Jeun	KOR	87.4	90.0	60.0	16.0	17.5	16.0	17.5	17.5	51.0	32	2.5	0.78	-5.0	108.5	+1:26
13.	23	WELDE David	GER	87.6	89.0	58.0	17.0	17.5	17.5	17.5	17.5	52.5	32	2.5	0.86	-5.5	107.5	+1:30
14.	11	WASEL Johannes	GER	87.6	88.0	56.0	17.0	17.5	16.5	17.0	17.0	51.0	32	2.5	0.58	-3.7	105.8	+1:37
15.	17	ZHARKOV Dmitrii	RUS	87.3	86.5	53.0	17.0	17.5	17.0	17.0	17.0	51.0	32	2.5	0.84	-5.4	101.1	+1:56
16.	6	OKS Nikita	RUS	88.0	87.0	54.0	15.5	16.5	17.0	17.0	17.0	50.5	33		0.66	-4.2	100.3	+1:59
17.	22	MASTIEV Samir	RUS	87.6	86.0	52.0	16.5	17.0	17.0	17.0	16.5	50.5	32	2.5	0.82	-5.2	99.8	+2:01
18.	19	BARKOV Viacheslav	RUS	87.1	84.5	49.0	17.0	16.5	16.5	16.5	17.0	50.0	32	2.5	0.73	-4.7	96.8	+2:13
19.	8	ZEMAN Martin	CZE	87.8	83.5	47.0	16.0	16.5	17.0	16.5	17.0	50.0	33		0.56	-3.6	93.4	+2:26
20.	5	MARUSARZ Wojciech	POL	87.2	83.5	47.0	16.0	16.5	15.5	16.0	16.5	48.5	33		0.65	-4.2	91.3	+2:35
21.	16	SEREGIN Aleksei	RUS	87.5	79.5	39.0	15.5	16.5	16.0	16.5	16.5	49.0	32	2.5	0.69	-4.4	86.1	+2:56
22.	14	BALANDA Ruslan	UKR	87.1	80.0	40.0	16.0	16.0	17.0	16.0	16.0	48.0	32	2.5	0.71	-4.5	86.0	+2:56
23.	7	VILIVCHUK Oleh	UKR	88.0	82.0	44.0	15.5	14.5	15.0	15.0	16.0	45.5	33		0.67	-4.3	85.2	+2:59
24.	4	HEIDE Raiko	EST	88.0	77.5	35.0	16.0	16.0	16.5	16.5	16.5	49.0	33		0.63	-4.0	80.0	+3:20

Competition Round	Time	Base Values			Weather	Temp. [°C]		Humid. [%]	Wind [m/s]		
		Wind	Gate	Length		Air	Snow		Min.	Max.	Aver.

Competition Round	Gate		Athletes	Falls	Distance [m]			Speed [km/h]			Jumpers / Nations		
	No.	Diff			Min.	Max.	Aver.	Min.	Max.	Aver.	In Start List	Started	With Results
	32		15	0	79.5	98.0	88.8	87.1	87.8	87.4			
	33		8	0	77.5	95.0	86.8	87.2	88.0	87.8			

NOTE
How point scores are calculated
 A competitor is awarded 60 points for jumping the K-point distance. For every metre more or less than the K point, a competitor has 2.0 points added or subtracted from his total. In addition, competitors are awarded points for style (for flight, landing and out-run) up to a maximum of 20 per judge. Five judges score each jump, with the highest and lowest scores discarded and the scores of the other three summed and added to the competitor's points for distance.
Calculation of the Time Difference in Individual Events
 The amount of time that a competitor must wait before starting is calculated by converting the number of points behind into time. Each point behind is equivalent to four (4) seconds of wait time, 15 points behind means a competitor starts one (1) minute later than the competitor in front of him.

Legend		Aver.	Average
Assistant TD	Assistant Technical Delegate	Diff.	Time Difference
Ctry Code	Country Code	Humid.	Humidity
Dist.	Distance	Min.	Minimum
Max.	Maximum	Temp.	Temperature
NH	Normal Hill		



MON 26 JAN 2015

Start Time 15:00

Start List

REVISED
26 JAN 14:28

Jury / Competition Management		Course Information	
FIS Technical Delegate (TD)	PELKONEN Jyri (FIN)	Name:	Course 2.5 Km
FISU Technical Delegate	LUSTENBERGER Karl (SUI)	Height Difference (HD):	38 m
FIS Assistant TD	SLAVIK Stanislav (CZE)	Maximum Climb (MC):	47 m
Chief of Competition	FRAK Vladimir (SVK)	Total Climb (TC):	372 m
Chief of Course	SERFEL Marek (SVK)	Course Length:	2 500 m
		Number of Laps:	4

Number of Competitors: 24, Number of Countries: 9

Bib	Name	Ctry Code	Jump Points	Points Diff	Time Difference			Remarks
					Lane 1	Lane 2	Lane 3	
1	SIMON Tobias	GER	130.0	0,0	0:00			
2	WANTULOK Mateusz	POL	127.1	2,9		0:12		
3	CIESLAR Adam	POL	122.0	8,0			0:32	
4	KUPCZAK Szczepan	POL	119.5	10,5	0:42			
5	PASICHNYK Viktor	UKR	117.9	12,1		0:48		
6	YAMAMOTO Go	JPN	116.9	13,1			0:52	
7	NABEEV Niyaz	RUS	115.1	14,9	1:00			
8	KUTAL Petr	CZE	112.7	17,3		1:09		
9	SLOWIOK Pawel	POL	112.1	17,9			1:12	
10	LEINONEN Mikke	FIN	110.4	19,6	1:18			
11	VAEHAESOEYRINKI Eetu	FIN	110.2	19,8		1:19		
12	PARK Jeun	KOR	108.5	21,5			1:26	
13	WELDE David	GER	107.5	22,5	1:30			
14	WASEL Johannes	GER	105.8	24,2		1:37		
15	ZHARKOV Dmitrii	RUS	101.1	28,9			1:56	
16	OKS Nikita	RUS	100.3	29,7	1:59			
17	MASTIEV Samir	RUS	99.8	30,2		2:01		
18	BARKOV Viacheslav	RUS	96.8	33,2			2:13	
19	ZEMAN Martin	CZE	93.4	36,6	2:26			
20	MARUSARZ Wojciech	POL	91.3	38,7		2:35		
21	SEREGIN Aleksei	RUS	86.1	43,9			2:56	wave: 2:56
22	BALANDA Ruslan	UKR	86.0	44,0	2:56			wave: 2:56
23	VILIVCHUK Oleh	UKR	85.2	44,8		2:59		wave: 2:56
24	HEIDE Raiko	EST	80.0	50,0			3:20	wave: 2:56

NOTE

Calculation of the time difference in individual events

The amount of time that a competitor must wait before starting is calculated by converting the number of points behind into time. Each point behind is equivalent to four (4) seconds of wait time. 15 points behind means a competitor starts one (1) minute later than the competitor in front of him.


Wave

To prevent too large start time differences, the Jury can decide upon the use of the "wave start". The competitors start in groups at ten (10) second intervals. At the end of the event their time differences calculated from the Ski Jumping competition are added to their finish time from the Cross-Country race.

LEGEND			
Diff	Difference	NH	Normal Hill

revised Jury

Timing and Results provided by  TISSOT



MON 26 JAN 2015

Start Time 15:00 / End Time 15:35

Official Results

Jury / Competition Management				Course Information			
FIS Technical Delegate (TD)	PELKONEN Jyri (FIN)	Name:	Course 2.5 Km				
FISU Technical Delegate	LUSTENBERGER Karl (SUI)	Height Difference (HD):	38 m				
FIS Assistant TD	SLAVIK Stanislav (CZE)	Maximum Climb (MC):	47 m				
Chief of Competition	FRAK Vladimir (SVK)	Total Climb (TC):	372 m				
Chief of Course	SERFEL Marek (SVK)	Course Length:	2 500 m				
		Number of Laps:	4				

Rank	Bib	Name	Ctry Code	Points	Jump Rank	Time Difference	Cross-Country Time	Rank	Time Behind
PF 1	3	CIESLAR Adam	POL	122.0	3	0:32	25:46.3	3	26:18.3
PF 2	13	WELDE David	GER	107.5	13	1:30	24:48.3	1	+0.0
	4	KUPCZAK Szczepan	POL	119.5	4	0:42	26:13.8	6	+37.5
	5	PASICHNYK Viktor	UKR	117.9	5	0:48	26:12.4	5	+42.1
	2	WANTULOK Mateusz	POL	127.1	2	0:12	27:05.0	13	+58.7
	10	LEINONEN Mikke	FIN	110.4	10	1:18	26:01.9	4	+1:01.6
	6	YAMAMOTO Go	JPN	116.9	6	0:52	26:30.1	9	+1:03.8
	17	MASTIEV Samir	RUS	99.8	17	2:01	25:38.4	2	+1:21.1
	1	SIMON Tobias	GER	130.0	1	0:00	27:46.9	17	+1:28.6
	14	WASEL Johannes	GER	105.8	14	1:37	26:26.2	8	+1:44.9
	11	VAEHAESOEYRINKI Eetu	FIN	110.2	11	1:19	26:44.8	10	+1:45.5
	18	BARKOV Viacheslav	RUS	96.8	18	2:13	26:25.3	7	+2:20.0
	12	PARK Jeun	KOR	108.5	12	1:26	27:44.9	16	+2:52.6
	7	NABEEV Niyaz	RUS	115.1	7	1:00	28:18.5	19	+3:00.2
	19	ZEMAN Martin	CZE	93.4	19	2:26	26:53.6	11	+3:01.3
	20	MARUSARZ Wojciech	POL	91.3	20	2:35	27:06.2	14	+3:22.9
	21	SEREGIN Aleksei	RUS	86.1	21	2:56	26:56.2	12	** +3:33.9
	16	OKS Nikita	RUS	100.3	16	1:59	28:08.3	18	+3:49.0
	22	BALANDA Ruslan	UKR	86.0	22	2:56	27:24.8	15	** +4:02.5
	15	ZHARKOV Dmitrii	RUS	101.1	15	1:56	28:52.9	20	+4:30.6
	23	VILIVCHUK Oleh	UKR	85.2	23	2:59	29:35.2	21	** +6:15.9
	24	HEIDE Raiko	EST	80.0	24	3:20	32:54.6	22	** +9:56.3

Did Not Finish

8	KUTAL Petr	CZE	112.7	8	1:09
9	SLOWIOK Pawel	POL	112.1	9	1:12

Weather	Snow Conditions	Temperatures [°C]		Competitors / Countries					
		Air	Snow	Entries	Ranked	DNS	DNF	DSQ	LAP
Fog	Packed	-8,0°C	-7,0°C	24/9	22/9	0/0	2/2	0/0	0/0

FIS Technical Delegate (TD):	Chief of Competition:
PELKONEN Jyri (FIN)	FRAK Vladimir (SVK)

NOTE

Calculation of the time difference in individual events

The amount of time that a competitor must wait before starting is calculated by converting the number of points behind into time. Each point behind is equivalent to four (4) seconds of wait time. 15 points behind means a competitor starts one (1) minute later than the competitor in front of him.

Wave

To prevent too large start time differences, the Jury can decide upon the use of the "wave start". The competitors start in groups at ten (10) second intervals. At the end of the event their time differences calculated from the Ski Jumping competition are added to their finish time from the Cross-Country race.

LEGEND							
**	Wave Start	DNF	Did Not Finish	DNS	Did Not Start	DSQ	Disqualified
LAP	Lapped	NH	Normal Hill	PF	Photo Finish Decision		




WINTER
UNIVERSIADE
ŠTRBSKÉ PLESO/OSRBLIE
NORDIC SKIING & BIATHLON
2015



RESULT BOOK

NORDIC COMBINED

Individual Mass Start 10 km / NH



Medallists

Medal	Name	Country
GOLD	CIESLAR Adam	POL - Poland
SILVER	WELDE David	GER - Germany
BRONZE	WANTULOK Mateusz	POL - Poland



WED 28 JAN 2015

Start Time 11:30 / End Time 12:13

Result List Official Training

Jury / Competition Management				Hill Data / Calculation			
Technical Delegate (TD)	PELKONEN Jyri (FIN)	Hill Size / (95%)	100 m / (95 m)				
Assistant TD	SLAVIK Stanislav (CZE)	K-Point	90 m				
Chief of Competition	FRAK Vladimir (SVK)	Meter Value	2.0 Points/m				
FISU Technical Delegate	LUSTENBERGER Karl (SUI)	Gate Factor	6.00				
Chief of Course	SERFEL Marek (SVK)	Wind Factor	6.40 / 7.74				
		Seconds per Point	4				
		Points per Minute	15				

Bib	Name	Ctry Code	1st Round				2nd Round				3rd Round							
			Speed [km/h] Rank	Dist. [m] Rank	G / W Comp. Points Points	Gate [m/s] Points	Points Rank	Speed [km/h] Rank	Dist. [m] Rank	G / W Comp. Points Points	Gate [m/s] Points	Points Rank	Speed [km/h] Rank	Dist. [m] Rank	G / W Comp. Points Points	Gate [m/s] Points	Points Rank	
1	WANTULOK Mateusz	POL	86.5 9.	89.0 1.	29 -2.9	0.46 1.	55.1 1.	86.9 21.	95.5 1.	30 -6.2	0.97 1.	64.8 1.						
2	SONEHARA Go	JPN	86.2 26.	85.5 8.	29 -1.9	0.29 8.	49.1 8.	87.1 12.	93.0 2.	31 -2.5	1.00 -6.4	57.1 4.						
3	SEREGIN Aleksei	RUS	86.6 3.	74.5 24.	29 -2.3	0.36 24.	26.7 24.	87.2 7.	80.5 22.	31 -2.5	1.10 -7.0	31.5 24.						
4	SLOWIOK Pawel	POL	86.3 22.	81.0 16.	29 -2.7	0.42 15.	39.3 15.	87.2 7.	88.5 12.	31 -2.5	0.79 -5.1	49.4 14.						
5	KUPCZAK Szczepan	POL	86.5 9.	87.0 6.	29 -1.5	0.23 3.	52.5 3.	87.2 7.	91.5 6.	31 -2.5	0.57 -3.6	56.9 5.						
6	YAMAMOTO Go	JPN	86.6 3.	85.0 9.	29 -0.32	0.36 3.	52.5 3.	87.4 1.	92.5 4.	31 -2.5	0.63 -4.0	58.5 2.						
7	BALANDA Ruslan	UKR	86.3 22.	72.0 26.	29 -0.1	0.02 25.	23.9 25.	86.9 21.	79.0 23.	31 -2.5	0.24 -1.5	34.0 22.						
8	ZHARKOV Dmitrii	RUS	86.3 22.	76.5 22.	29 -1.8	0.28 22.	31.2 22.	86.9 21.	85.5 18.	31 -2.5	0.47 -3.0	45.5 15.						
9	SHIMIZU Aguri	JPN	86.5 9.	87.5 3.	29 -2.3	0.36 2.	52.7 2.	87.1 12.	91.5 6.	31 -2.5	0.75 -4.8	55.7 7.						
10	ZEMAN Martin	CZE	86.7 2.	78.0 21.	29 -2.8	0.43 21.	33.2 21.	87.3 5.	83.5 20.	31 -2.5	0.73 -4.7	39.8 21.						
11	WASEL Johannes	GER	86.4 15.	82.5 14.	29 -4.2	0.65 14.	40.8 14.	87.1 12.	87.0 15.	31 -2.5	1.09 -7.0	44.5 16.						
12	HEIDE Raiko	EST	86.6 3.	68.5 27.	29 -4.8	0.75 27.	12.2 27.	87.0 17.	72.0 26.	31 -2.5	0.47 -3.0	18.5 26.						
13	MARUSARZ Wojciech	POL	85.9 27.	76.0 23.	29 -4.5	0.71 23.	27.5 23.	86.5 27.	74.0 25.	31 -2.5	0.83 -5.3	20.2 25.						
14	JEUN Park	KOR	86.4 15.	83.0 12.	29 -2.4	0.37 11.	43.6 11.	86.9 21.	88.0 13.	31 -2.5	0.60 -3.8	49.7 13.						
15	LEINONEN Mikke	FIN	86.4 15.	81.0 16.	29 -3.4	0.53 17.	38.6 17.	86.7 26.	83.5 20.	31 -2.5	0.59 -3.8	40.7 20.						
16	OKS Nikita	RUS	86.6 3.	79.5 19.	29 -2.1	0.33 19.	36.9 19.	87.4 1.	78.0 24.	31 -2.5	0.08 -0.5	33.0 23.						
17	PASICHNYK Viktor	UKR	86.4 15.	80.5 18.	29 -3.3	0.52 18.	37.7 18.	87.2 7.	91.5 6.	31 -2.5	0.69 -4.4	56.1 6.						
18	VILIVHUK Oleh	UKR	86.5 9.	73.0 25.	29 -7.2	1.12 26.	18.8 26.	87.0 17.	71.5 27.	31 -2.5	0.64 -4.1	16.4 27.						
19	KUTAL Petr	CZE	86.6 3.	89.0 1.	29 -8.3	1.29 6.	49.7 6.	86.8 25.	88.0 13.	30 -4.9	0.77 -4.9	51.1 12.						
20	KLIMOV Evgenii	RUS																
21	VAEHAESOEYRINKI Eetu	FIN	86.4 15.	83.5 11.	29 -4.8	0.75 12.	42.2 12.	87.4 1.	91.0 9.	31 -2.5	0.74 -4.7	54.8 9.						
22	BARKOV Viacheslav	RUS	86.4 15.	83.0 12.	29 -4.2	0.65 13.	41.8 13.	87.0 17.	85.0 19.	31 -2.5	0.86 -5.5	42.0 18.						
23	NABEEV Niyaz	RUS	86.5 9.	87.5 3.	29 -5.4	0.84 7.	49.6 7.	87.2 7.	90.0 10.	31 -2.5	0.86 -5.5	52.0 11.						
24	SIMON Tobias	GER																
25	MASTIEV Samir	RUS	86.3 22.	79.5 19.	29 -5.4	0.84 20.	33.6 20.	87.1 12.	87.0 15.	31 -2.5	1.29 -8.3	43.2 17.						
26	WELDE David	GER	86.6 3.	82.0 15.	29 -5.2	0.82 16.	38.8 16.	87.1 12.	86.0 17.	31 -2.5	1.20 -7.7	41.8 19.						



WED 28 JAN 2015

Start Time 11:30 / End Time 12:13

Result List Official Training

Bib	Name	Ctry Code	1st Round				2nd Round				3rd Round						
			Speed [km/h] Rank	Dist. [m] Rank	G / W Comp. Gate Points [m/s] Points	Points Rank	Speed [km/h] Rank	Dist. [m] Rank	G / W Comp. Gate Points [m/s] Points	Points Rank	Speed [km/h] Rank	Dist. [m] Rank	G / W Comp. Gate Points [m/s] Points	Points Rank			
27	CIESLAR Adam	POL	86.9 1.	87.5 3.	29 -4.6	50.4 5.	87.4 1.	90.0 10.	31 -2.5	0.82 -5.2	52.3 10.						
28	YAHIN Ernest	RUS	86.4 15.	85.0 9.	29 -5.2	44.8 10.	87.0 17.	92.0 5.	31 -2.5	0.97 -6.2	55.3 8.						
29	WATANABE Takehiro	JPN	86.5 9.	86.5 7.	29 -4.0	49.0 9.	87.3 5.	93.0 2.	31 -2.5	0.99 -6.3	57.2 3.						

Competition / Weather Information

	Time	Base Values			Weather	Temp. [°C]		Humid. [%]	Wind [m/s]		
		Wind	Gate	Length		Air	Snow		Min.	Max.	Aver.
1st Round	11:30 - 11:47	0.00	29		cloudy	-1.6 / -1.5	-10.0 / -10.0	95 / 95	-0.32	1.29	0.57
2nd Round	11:55 - 12:13	0.00	30		cloudy	-1.4 / -1.3	-10.0 / -10.0	95 / 95	0.08	1.29	0.79

Statistics

	Gate		Athletes	Falls	Distance [m]			Speed [km/h]			Jumpers / Nations		
	No.	Diff			Min.	Max.	Aver.	Min.	Max.	Aver.	In Start List	Started	With Results
1st Round	29		27	0	68.5	89.0	81.6	85.9	86.9	86.4	29/9	27/9	27/9
2nd Round	30		2	0	88.0	95.5	91.7	86.8	86.9	86.8	29/9	27/9	27/9
	31		25	0	71.5	93.0	85.8	86.5	87.4	87.1			

NOTE

A bolded line in the "Gate" column indicates a change in start gate assignment at that point.

Legend

Assistant TD Assistant Technical Delegate

Ctry Code Country Code

Humid. Humidity

Min. Minimum


Temp. Temperature

Aver. Average

Dist. Distance

Max. Maximum

NH Normal Hill



THU 29 JAN 2015

Start Time 9:00

Start List


Jury / Competition Management		Course Information	
FIS Technical Delegate (TD)	PELKONEN Jyri (FIN)	Name:	Course 2.5 Km
FISU Technical Delegate	LUSTENBERGER Karl (SUI)	Height Difference (HD):	38 m
FIS Assistant TD	SLAVIK Stanislav (CZE)	Maximum Climb (MC):	47 m
Chief of Competition	FRAK Vladimir (SVK)	Total Climb (TC):	372 m
Chief of Course	SERFEL Marek (SVK)	Course Length:	2 500 m
		Number of Laps:	4

Bib	Name	Ctry Code	Start Line	Remarks
1	WATANABE Takehiro	JPN	1	
2	YAHIN Ernest	RUS	1	
3	CIESLAR Adam	POL	1	
4	WELDE David	GER	1	
5	MASTIEV Samir	RUS	1	
6	SIMON Tobias	GER	2	
7	NABEEV Niyaz	RUS	2	
8	BARKOV Viacheslav	RUS	2	
9	VAEHAESOEYRINKI Eetu	FIN	2	
10	KLIMOV Evgenii	RUS	2	
11	KUTAL Petr	CZE	3	
12	VILIVCHUK Oleh	UKR	3	
13	PASICHNYK Viktor	UKR	3	
14	LEINONEN Mikke	FIN	3	
15	PARK Jeun	KOR	3	
16	MARUSARZ Wojciech	POL	4	
17	HEIDE Raiko	EST	4	
18	WASEL Johannes	GER	4	
19	ZEMAN Martin	CZE	4	
20	SHIMIZU Aguri	JPN	4	
21	BALANDA Ruslan	UKR	5	
22	YAMAMOTO Go	JPN	5	
23	KUPCZAK Szczepan	POL	5	
24	SLOWIOK Pawel	POL	5	
25	SEREGIN Aleksei	RUS	5	
26	SONEHARA Go	JPN	6	
27	WANTULOK Mateusz	POL	6	

NOTE

Calculation of the time difference in individual events

The amount of time that a competitor must wait before starting is calculated by converting the number of points behind into time. Each point behind is equivalent to four (4) seconds of wait time. 15 points behind means a competitor starts one (1) minute later than the competitor in front of him.




Results Cross Country

REVISED
29 JAN 11:00

Jury / Competition Management		Course Information	
FIS Technical Delegate (TD)	PELKONEN Jyri (FIN)	Name:	Course 2.5 Km
FISU Technical Delegate	LUSTENBERGER Karl (SUI)	Height Difference (HD):	38 m
FIS Assistant TD	SLAVIK Stanislav (CZE)	Maximum Climb (MC):	47 m
Chief of Competition	FRAK Vladimir (SVK)	Total Climb (TC):	372 m
Chief of Course	SERFEL Marek (SVK)	Course Length:	2 500 m
		Number of Laps:	4

Rank	Bib	Name	Ctry Code	Total Time	Rounded Behind	Points Difference
1	4	WELDE David	GER	27:20.6	0.0	120.0
2	3	CIESLAR Adam	POL	27:59.9	39.0	110.2 -9.8
3	5	MASTIEV Samir	RUS	28:21.3	1:01.0	104.7 -15.3
4	1	WATANABE Takehiro	JPN	28:25.0	1:04.0	104.0 -16.0
5	24	SLOWIOK Pawel	POL	28:29.0	1:08.0	103.0 -17.0
6	22	YAMAMOTO Go	JPN	28:31.2	1:11.0	102.2 -17.8
7	14	LEINONEN Mikke	FIN	28:32.6	1:12.0	102.0 -18.0
8	8	BARKOV Viacheslav	RUS	28:44.6	1:24.0	99.0 -21.0
9	13	PASICHNYK Viktor	UKR	28:49.2	1:29.0	97.7 -22.3
10	25	SEREGIN Aleksei	RUS	28:54.7	1:34.0	96.5 -23.5
11	18	WASEL Johannes	GER	28:55.7	1:35.0	96.2 -23.8
12	2	YAHIN Ernest	RUS	28:57.0	1:36.0	96.0 -24.0
13	20	SHIMIZU Aguri	JPN	29:04.5	1:44.0	94.0 -26.0
14	21	BALANDA Ruslan	UKR	29:08.1	1:48.0	93.0 -27.0
15	11	KUTAL Petr	CZE	29:28.0	2:07.0	88.2 -31.8
16	27	WANTULOK Mateusz	POL	29:37.4	2:17.0	85.7 -34.3
17	16	MARUSARZ Wojciech	POL	29:57.7	2:37.0	80.7 -39.3
18	26	SONEHARA Go	JPN	30:05.3	2:45.0	78.7 -41.3
19	9	VAEHAESOEYRINKI Eetu	FIN	30:13.8	2:53.0	76.7 -43.3
20	19	ZEMAN Martin	CZE	30:14.4	2:54.0	76.5 -43.5
21	15	PARK Jeun	KOR	30:21.5	3:01.0	74.7 -45.3
22	7	NABEEV Niyaz	RUS	30:24.1	3:04.0	74.0 -46.0
23	12	VILIVCHUK Oleh	UKR	32:31.8	5:11.0	42.2 -77.8
24	10	KLIMOV Evgenii	RUS	33:27.1	6:07.0	28.2 -91.8
25	17	HEIDE Raiko	EST	36:25.3	9:05.0	-16.3 -136.3



Results Cross Country

REVISED
29 JAN 11:00

Did Not Finish

6	SIMON Tobias	GER
23	KUPCZAK Szczepan	POL

Weather	Snow Conditions	Temperatures [°C]		Competitors / Countries					
		Air	Snow	Entries	Ranked	DNS	DNF	DSQ	LAP
Snow	Packed powder	-6.0°C	-5.0°C	27/9	25/9	0/0	2/2	0/0	0/0

FIS Technical Delegate (TD):

PELKONEN Jyri (FIN)

Chief of Competition:

FRAK Vladimir (SVK)

LEGEND	DNF	Did Not Finish	DNS	Did Not Start	DSQ	Disqualified	LAP	Lapped
---------------	-----	----------------	-----	---------------	-----	--------------	-----	--------

revised point calculation



THU 29 JAN 2015

Start Time 12:30

Start List

REVISED
29 JAN 10:47

Jury / Competition Management		Hill Data / Calculation	
Technical Delegate (TD)	PELKONEN Jyri (FIN)	Hill Size / (95%)	100 m / (95 m)
Assistant TD	SLAVIK Stanislav (CZE)	K-Point	90 m
Chief of Competition	FRAK Vladimir (SVK)	Meter Value	2.0 Points/m
FISU Technical Delegate	LUSTENBERGER Karl (SUI)	Gate Factor	6.00
Chief of Course	SERFEL Marek (SVK)	Wind Factor	6.40 / 7.74
		Seconds per Point	4
		Points per Minute	15

Number of Competitors: 25, Number of Countries: 9

Bib	Name	Ctry Code	Cross Country			Trial			Competition Round				
			Time	Rk	Points	Speed [km/h]	Distance [m]	Gate	Speed [km/h]	Distance [m]	Faults [Pts]	Points	
1	HEIDE Raiko	EST	36:25.3	25.	-16.3								
2	KLIMOV Evgenii	RUS	33:27.1	24.	28.2								
3	VILIVCHUK Oleh	UKR	32:31.8	23.	42.2								
4	NABEEV Niyaz	RUS	30:24.1	22.	74.0								
5	PARK Jeun	KOR	30:21.5	21.	74.7								
6	ZEMAN Martin	CZE	30:14.4	20.	76.5								
7	VAEHAESOEYRINKI Eetu	FIN	30:13.8	19.	76.7								
8	SONEHARA Go	JPN	30:05.3	18.	78.7								
9	MARUSARZ Wojciech	POL	29:57.7	17.	80.7								
10	WANTULOK Mateusz	POL	29:37.4	16.	85.7								
11	KUTAL Petr	CZE	29:28.0	15.	88.2								
12	BALANDA Ruslan	UKR	29:08.1	14.	93.0								
13	SHIMIZU Aguri	JPN	29:04.5	13.	94.0								
14	YAHIN Ernest	RUS	28:57.0	12.	96.0								
15	WASEL Johannes	GER	28:55.7	11.	96.2								
16	SEREGIN Aleksei	RUS	28:54.7	10.	96.5								
17	PASICHNYK Viktor	UKR	28:49.2	9.	97.7								
18	BARKOV Viacheslav	RUS	28:44.6	8.	99.0								
19	LEINONEN Mikke	FIN	28:32.6	7.	102.0								
20	YAMAMOTO Go	JPN	28:31.2	6.	102.2								
21	SLOWIOK Pawel	POL	28:29.0	5.	103.0								
22	WATANABE Takehiro	JPN	28:25.0	4.	104.0								
23	MASTIEV Samir	RUS	28:21.3	3.	104.7								
24	CIESLAR Adam	POL	27:59.9	2.	110.2								
25	WELDE David	GER	27:20.6	1.	120.0								

Legend

Assistant TD Assistant Technical Delegate
 NH Normal Hill
 Rk Rank

Ctry Code Country Code
 Pts Points

Revised Point Calculation

Timing and Results provided by  **TISSOT**



Start List Final Round

Jury / Competition Management		Hill Data / Calculation	
Technical Delegate (TD)	PELKONEN Jyri (FIN)	Hill Size / (95%)	100 m / (95 m)
Assistant TD	SLAVIK Stanislav (CZE)	K-Point	90 m
Chief of Competition	FRAK Vladimir (SVK)	Meter Value	2.0 Points/m
FISU Technical Delegate	LUSTENBERGER Karl (SUI)	Gate Factor	6.00
Chief of Course	SERFEL Marek (SVK)	Wind Factor	6.40 / 7.74
		Seconds per Point	4
		Points per Minute	15

Number of Competitors: 25, Number of Countries: 9

Start Ord.	Bib	Name	Ctry Code	Competition Round					Final Round				Remarks
				Race Points	Speed [km/h]	Distance [m]	Points	Cum. Points	Speed [km/h]	Distance [m]	Faults [Pts]	Points	
1	1	HEIDE Raiko	EST	-16.3	86.7	71.0	21.2	4.9					
2	3	VILIVCHUK Oleh	UKR	42.2	86.6	69.0	17.6	59.8					
3	6	ZEMAN Martin	CZE	76.5	86.6	72.5	24.2	100.7					
4	9	MARUSARZ Wojciech	POL	80.7	85.9	70.0	20.2	100.9					
5	2	KLIMOV Evgenii	RUS	28.2	86.8	99.5	73.3	101.5					
6	5	PARK Jeun	KOR	74.7	86.6	77.0	31.6	106.3					
7	16	SEREGIN Aleksei	RUS	96.5	86.9	70.5	21.0	117.5					
8	7	VAEHAESOEYRINKI Eetu	FIN	76.7	86.5	82.0	42.6	119.3					
9	12	BALANDA Ruslan	UKR	93.0	86.5	74.0	29.9	122.9					
10	8	SONEHARA Go	JPN	78.7	86.6	85.5	47.9	126.6					
11	4	NABEEV Niyaz	RUS	74.0	86.5	89.0	54.7	128.7					
12	11	KUTAL Petr	CZE	88.2	87.0	85.0	46.8	135.0					
13	18	BARKOV Viacheslav	RUS	99.0	86.4	79.0	36.5	135.5					
14	15	WASEL Johannes	GER	96.2	86.9	82.0	41.8	138.0					
15	13	SHIMIZU Aguri	JPN	94.0	86.6	83.0	44.1	138.1					

technical break

16	17	PASICHNYK Viktor	UKR	97.7	86.7	79.5	41.5	139.2					
17	23	MASTIEV Samir	RUS	104.7	86.5	79.5	38.0	142.7					
18	19	LEINONEN Mikke	FIN	102.0	86.6	82.0	42.3	144.3					
19	10	WANTULOK Mateusz	POL	85.7	87.0	91.0	59.8	145.5					
20	21	SLOWIOK Pawel	POL	103.0	86.9	84.0	44.4	147.4					
21	14	YAHIN Ernest	RUS	96.0	87.1	87.5	52.1	148.1					
22	22	WATANABE Takehiro	JPN	104.0	86.6	87.0	48.6	152.6					
23	20	YAMAMOTO Go	JPN	102.2	86.8	86.0	50.8	153.0					
24	25	WELDE David	GER	120.0	87.0	77.0	36.9	156.9					
25	24	CIESLAR Adam	POL	110.2	86.7	89.5	53.4	163.6					

Legend

Assistant TD Assistant Technical Delegate
 Cum. Cumulation
 Dist. Distance
 Pts Points

Ctry Code Country Code
 Diff. Difference
 NH Normal Hill
 Rk Rank



THU 29 JAN 2015

Start Time 12:30 / End Time 13:36

Official Results

Jury / Competition Management				Hill Data / Calculation			
Technical Delegate (TD)	PELKONEN Jyri (FIN)			Hill Size / (95%)	100 m / (95 m)		
Assistant TD	SLAVIK Stanislav (CZE)			K-Point	90 m		
Chief of Competition	FRAK Vladimir (SVK)			Meter Value	2.0 Points/m		
FISU Technical Delegate	LUSTENBERGER Karl (SUI)			Gate Factor	6.00		
Chief of Course	SERFEL Marek (SVK)			Wind Factor	6.40 / 7.74		
				Seconds per Point	4		
				Points per Minute	15		

Rank	Bib	Name	Ctry Code	Race			Jump						Total				
				Time	Rk	Points	Speed [km/h]	Distance [m]	Distance Points	Gate	Wind Compensation	Points		Faults	Round Points	Round Rank	Points
1.	24	CIESLAR Adam	POL	27:59.9	2.	110.2	86.7 87.1	89.5 88.5	59.0 57.0	29 30	0.87 0.58	-5.6 -3.7	53.4 53.3	4. 7.	106.7	216.9	
2.	25	WELDE David	GER	27:20.6	1.	120.0	87.0 87.4	77.0 87.0	34.0 54.0	29 30	-0.37 0.09	2.9 -0.6	36.9 53.4	17. 6.	90.3	210.3	
3.	10	WANTULOK Mateusz	POL	29:37.4	16.	85.7	87.0 87.3	91.0 94.0	62.0 68.0	29 30	0.34 0.79	-2.2 -5.1	59.8 62.9	2. 2.	122.7	208.4	
4.	20	YAMAMOTO Go	JPN	28:31.2	6.	102.2	86.8 86.9	86.0 90.0	52.0 60.0	29 30	0.19 0.92	-1.2 -5.9	50.8 54.1	6. 4.	104.9	207.1	
5.	22	WATANABE Takehiro	JPN	28:25.0	4.	104.0	86.6 87.0	87.0 89.0	54.0 58.0	29 30	0.84 0.61	-5.4 -3.9	48.6 54.1	7. 4.	102.7	206.7	
6.	14	YAHIN Ernest	RUS	28:57.0	12.	96.0	87.1 87.4	87.5 84.0	55.0 48.0	29 30	0.46 -0.35	-2.9 2.7	52.1 50.7	5. 11.	102.8	198.8	
7.	19	LEINONEN Mikke	FIN	28:32.6	7.	102.0	86.6 86.9	82.0 87.0	44.0 54.0	29 30	0.26 0.36	-1.7 -2.3	42.3 51.7	13. 9.	94.0	196.0	
8.	21	SLOWIOK Pawel	POL	28:29.0	5.	103.0	86.9 87.2	84.0 83.5	48.0 47.0	29 30	0.56 0.53	-3.6 -3.4	44.4 43.6	10. 16.	88.0	191.0	
9.	17	PASICHNYK Viktor	UKR	28:49.2	9.	97.7	86.7 87.1	79.5 85.0	39.0 50.0	29 30	-0.32 -0.21	2.5 1.6	41.5 51.6	15. 10.	93.1	190.8	
10.	13	SHIMIZU Aguri	JPN	29:04.5	13.	94.0	86.6 86.8	83.0 85.5	46.0 51.0	29 30	0.30 0.05	-1.9 -0.3	44.1 50.7	11. 11.	94.8	188.8	
11.	4	NABEEV Niyaz	RUS	30:24.1	22.	74.0	86.5 87.3	89.0 91.5	58.0 63.0	29 30	0.52 0.50	-3.3 -3.2	54.7 59.8	3. 3.	114.5	188.5	
12.	11	KUTAL Petr	CZE	29:28.0	15.	88.2	87.0 87.4	85.0 86.0	50.0 52.0	29 30	0.50 0.30	-3.2 -1.9	46.8 50.1	9. 13.	96.9	185.1	
13.	15	WASEL Johannes	GER	28:55.7	11.	96.2	86.9 86.8	82.0 83.0	44.0 46.0	29 30	0.34 0.09	-2.2 -0.6	41.8 45.4	14. 14.	87.2	183.4	
14.	8	SONEHARA Go	JPN	30:05.3	18.	78.7	86.6 87.0	85.5 87.5	51.0 55.0	29 30	0.48 0.32	-3.1 -2.0	47.9 53.0	8. 8.	100.9	179.6	
15.	23	MASTIEV Samir	RUS	28:21.3	3.	104.7	86.5 87.0	79.5 77.5	39.0 35.0	29 30	0.15 0.03	-1.0 -0.2	38.0 34.8	16. 19.	72.8	177.5	
16.	2	KLIMOV Evgenii	RUS	33:27.1	24.	28.2	86.8 86.8	99.5 98.0	79.0 76.0	28 28	2.5 4.9	0.65 0.40	-4.2 -2.6	73.3 74.3	1. 1.	147.6	175.8
17.	18	BARKOV Viacheslav	RUS	28:44.6	8.	99.0	86.4 86.5	79.0 80.0	38.0 40.0	29 30	0.24 0.16	-1.5 -1.0	36.5 39.0	18. 17.	75.5	174.5	
18.	7	VAEHAESOEYRINKI Eetu	FIN	30:13.8	19.	76.7	86.5 86.9	82.0 83.5	44.0 47.0	29 30	0.22 0.33	-1.4 -2.1	42.6 44.9	12. 15.	87.5	164.2	
19.	12	BALANDA Ruslan	UKR	29:08.1	14.	93.0	86.5 86.6	74.0 78.0	28.0 36.0	29 30	-0.24 0.50	1.9 -3.2	29.9 32.8	20. 20.	62.7	155.7	
20.	5	PARK Jeun	KOR	30:21.5	21.	74.7	86.6 86.8	77.0 82.0	34.0 44.0	29 30	0.37 0.39	-2.4 -2.5	31.6 37.5	19. 18.	69.1	143.8	
21.	16	SEREGIN Aleksei	RUS	28:54.7	10.	96.5	86.9 87.0	70.5 74.5	21.0 29.0	29 30	0.00 0.66	0.0 -4.2	21.0 24.8	23. 23.	45.8	142.3	
22.	6	ZEMAN Martin	CZE	30:14.4	20.	76.5	86.6 87.0	72.5 73.0	25.0 26.0	29 30	0.13 -0.65	-0.8 5.0	24.2 31.0	21. 21.	55.2	131.7	
23.	9	MARUSARZ Wojciech	POL	29:57.7	17.	80.7	85.9 86.4	70.0 76.5	20.0 33.0	29 30	-0.02 -0.15	0.2 1.2	20.2 30.2	24. 22.	50.4	131.1	
24.	3	VILIVCHUK Oleh	UKR	32:31.8	23.	42.2	86.6 86.7	69.0 68.5	18.0 17.0	29 30	0.07 -0.20	-0.4 1.5	17.6 18.5	25. 25.	36.1	78.3	
25.	1	HEIDE Raiko	EST	36:25.3	25.	-16.3	86.7 87.0	71.0 70.0	22.0 20.0	29 30	0.13 -0.44	-0.8 3.4	21.2 23.4	22. 24.	44.6	28.3	



Official Results

Competition / Weather Information											
	Time	Base Values			Weather	Temp. [°C]		Humid. [%]	Wind [m/s]		
		Wind	Gate	Length		Air	Snow		Min.	Max.	Aver.
Competition Round	12:30 - 12:53	0.00	29		cloudy	-2.9 / -2.7	-10.0 / -10.0	0 / 95	-0.37	0.87	0.27
Competition Round	13:10 - 13:36	0.00	30		cloudy	-2.3 / -2.2	-10.0 / -10.0	95 / 95	-0.65	0.92	0.23


Statistics													
	Gate		Athletes	Falls	Distance [m]			Speed [km/h]			Jumpers / Nations		
	No.	Diff			Min.	Max.	Aver.	Min.	Max.	Aver.	In Start List	Started	With Results
Competition Round	28		1	0	99.5	99.5	99.5	86.8	86.8	86.8	25/9	25/9	25/9
	29		24	0	69.0	91.0	80.5	85.9	87.1	86.6			
Competition Round	28		1	0	98.0	98.0	98.0	86.8	86.8	86.8	25/9	25/9	25/9
	30		24	0	68.5	94.0	82.7	86.4	87.4	86.9			

Technical Delegate (TD):	Chief of Competition:
PELKONEN Jyri (FIN)	FRAK Vladimir (SVK)

Legend			
Assistant TD	Assistant Technical Delegate	Aver.	Average
Ctry Code	Country Code	Diff.	Difference
Dist.	Distance	Humid.	Humidity
Max.	Maximum	Min.	Minimum
NH	Normal Hill	Pts	Points
Rk	Rank	Temp.	Temperature




WINTER
UNIVERSIADE
ŠTRBSKÉ PLESO/OSRBLIE
NORDIC SKIING & BIATHLON
2015



RESULT BOOK

NORDIC COMBINED

Team Gundersen NH / 3x5 km



Medallists

Medal	Country	Name
GOLD	GER - Germany	WASEL Johannes SIMON Tobias WELDE David
SILVER	JPN - Japan	YAMAMOTO Go SHIMIZU Aguri WATANABE Takehiro
BRONZE	RUS - Russian Federation	MASTIEV Samir NABEEV Niyaz YAHIN Ernest



SAT 31 JAN 2015

Start Time 10:24 / End Time 10:36

Results Trial Round

Jury / Competition Management		Judges			Hill Data / Calculation	
Technical Delegate (TD)	PELKONEN Jyri (FIN)	A	GUNKA Ryszard (POL)	Hill Size / (95%)	100 m / (95 m)	
Assistant TD	SLAVIK Stanislav (CZE)	B	BABIS Emil (SVK)	K-Point	90 m	
Chief of Competition	FRAK Vladimir (SVK)	C	POLLHAMMER Fritz (AUT)	Meter Value	2.0 Points/m	
FISU Technical Delegate	LUSTENBERGER Karl (SUI)	D	BAIER Jan (CZE)	Gate Factor	6.00	
Chief of Course	SERFEL Marek (SVK)	E	RAPPENGLUECK Franz (GER)	Wind Factor	6.40 / 7.74	
				Seconds per Point	1.33333	
				Points per Minute	45	

Bib	Name	Ctry Code	Speed [km/h] Rank	Dist. [m] Rank	G / W Gate Points	Comp. Points [m/s] Rank	Bib	Name	Ctry Code	Speed [km/h] Rank	Dist. [m] Rank	G / W Gate Points	Comp. Points [m/s] Rank
1-1	SEREGIN Aleksei	MIX	86.7 15.	67.0 21.	30	0.48 -3.1 10.9 21.	1-3	MARUSARZ Wojciech	MIX	86.5 21.	76.5 18.	30	-0.05 0.4 33.4 17.
2-1	VILIVCHUK Oleh	UKR	86.6 20.	73.5 20.	30	0.14 -0.9 26.1 20.	2-3	PASICHNYK Viktor	UKR	87.4 3.	81.5 11.	30	0.13 -0.8 42.2 10.
3-1	ZEMAN Martin	CZE	87.3 5.	80.0 14.	30	0.56 -3.6 36.4 14.	3-3	KUTAL Petr	CZE	87.3 5.	81.5 11.	30	0.12 -0.8 42.2 10.
4-1	WELDE David	GER	87.1 9.	84.0 10.	30	1.22 -7.8 40.2 12.	4-3	SIMON Tobias	GER	87.5 1.	91.5 3.	30	0.63 -4.0 59.0 3.
5-1	NABEEV Niyaz	RUS	86.7 15.	74.0 19.	30	0.06 -0.4 27.6 19.	5-3	YAHIN Ernest	RUS	87.2 8.	92.0 2.	30	0.70 -4.5 59.5 2.
6-1	YAMAMOTO Go	JPN	86.9 14.	90.0 4.	30	0.40 -2.6 57.4 4.	6-3	WATANABE Takehiro	JPN	87.0 11.	86.5 8.	30	0.83 -5.3 47.7 9.
7-1	KUPCZAK Szczepan	POL	87.0 11.	89.5 5.	30	0.88 -5.6 53.4 6.	7-3	WANTULOK Mateusz	POL	87.4 3.	92.5 1.	30	0.71 -4.5 60.5 1.

1-2	BARKOV Viacheslav	MIX	86.7 15.	78.0 16.	30	0.17 -1.1 34.9 16.
2-2	BALANDA Ruslan	UKR	86.7 15.	78.5 15.	30	0.72 -4.6 32.4 18.
3-2	HACEK Vit	CZE	86.7 15.	77.5 17.	30	-0.07 0.5 35.5 15.
4-2	WASEL Johannes	GER	87.0 11.	89.5 5.	30	0.90 -5.8 53.2 7.
5-2	MASTIEV Samir	RUS	87.3 5.	81.5 11.	30	0.55 -3.5 39.5 13.
6-2	SHIMIZU Aguri	JPN	87.1 9.	88.0 7.	30	0.37 -2.4 53.6 5.
7-2	CIESLAR Adam	POL	87.5 1.	86.5 8.	30	0.29 -1.9 51.1 8.

	Time	Base Values			Weather	Temp. [°C]		Humid. [%]	Wind [m/s]		
		Wind	Gate	Length		Air	Snow		Min.	Max.	Aver.
		Trial Round	10:24 - 10:36	0.00		30		cloudy	-4.7 / -4.8	-12.0 / -12.0	95 / 95

	Gate		Athletes	Falls	Distance [m]			Speed [km/h]			Jumpers / Nations		
	No.	Diff			Min.	Max.	Aver.	Min.	Max.	Aver.	In Start List	Started	With Results
	Trial Round	30				0	0	67.0	92.5	82.8	86.5	87.5	87.0

NOTE
A bolded line in the "Gate" column indicates a change in start gate assignment at that point.

Legend		Aver.	Average
Assistant TD	Assistant Technical Delegate	Dist.	Distance
Ctry Code	Country Code	Max.	Maximum
Humid.	Humidity	NH	Normal Hill
Min.	Minimum		
Temp.	Temperature		



SAT 31 JAN 2015

Start Time 10:00 (Trial 9:20)

Start List

Jury / Competition Management		Judges			Hill Data / Calculation	
Technical Delegate (TD)	PELKONEN Jyri (FIN)	A	GUNKA Ryszard (POL)	Hill Size / (95%)	100 m / (95 m)	
Assistant TD	SLAVIK Stanislav (CZE)	B	BABIS Emil (SVK)	K-Point	90 m	
Chief of Competition	FRAK Vladimir (SVK)	C	POLLHAMMER Fritz (AUT)	Meter Value	2.0 Points/m	
Chief of Competition	KALTENBACH Florian (GER)	D	BAIER Jan (CZE)	Gate Factor	6.00	
FISU Technical Delegate	LUSTENBERGER Karl (SUI)	E	RAPPENGLUECK Franz (GER)	Wind Factor	6.40 / 7.74	
Chief of Course	SERFEL Marek (SVK)			Seconds per Point	1.33333	
				Points per Minute	45	

Number of Competitors: 21, Number of Countries: 7

Bib	Name	Ctry Code	Trial			Competition Round			
			Speed [km/h]	Distance [m]	Gate	Speed [km/h]	Distance [m]	Points	Rank
1-1	SEREGIN Aleksei	MIX							
2-1	VILIVCHUK Oleh	UKR							
3-1	ZEMAN Martin	CZE							
4-1	WELDE David	GER							
5-1	NABEEV Niyaz	RUS							
6-1	YAMAMOTO Go	JPN							
7-1	KUPCZAK Szczepan	POL							

1-2	BARKOV Viacheslav	MIX							
2-2	BALANDA Ruslan	UKR							
3-2	HACEK Vit	CZE							
4-2	WASEL Johannes	GER							
5-2	MASTIEV Samir	RUS							
6-2	SHIMIZU Aguri	JPN							
7-2	CIESLAR Adam	POL							

Competitors in the 3rd group will start the Competition Round in reverse order of team rank after the 2nd group

1-3	MARUSARZ Wojciech	MIX							
2-3	PASICHNYK Viktor	UKR							
3-3	KUTAL Petr	CZE							
4-3	SIMON Tobias	GER							
5-3	YAHIN Ernest	RUS							
6-3	WATANABE Takehiro	JPN							
7-3	WANTULOK Mateusz	POL							

NOTE


How point scores are calculated

A competitor is awarded 60 points for jumping the K-point distance. For every metre more or less than the K point, a competitor has 2.0 points added or subtracted from his total. In addition, competitors are awarded points for style (for flight, landing and out-run) up to a maximum of 20 per judge. Five judges score each jump, with the highest and lowest scores discarded and the scores of the other three summed and added to the competitor's points for distance.

Legend

Assistant TD Assistant Technical Delegate
NH Normal Hill

Ctry Code Country Code



Intermediate Results Ski Jumping

Jury / Competition Management		Judges					Hill Data / Calculation				
Technical Delegate (TD)	PELKONEN Jyri (FIN)	A	GUNKA Ryszard (POL)				Hill Size / (95%)	100 m / (95 m)			
Assistant TD	SLAVIK Stanislav (CZE)	B	BABIS Emil (SVK)				K-Point	90 m			
Chief of Competition	FRAK Vladimir (SVK)	C	POLLHAMMER Fritz (AUT)				Meter Value	2.0 Points/m			
FISU Technical Delegate	LUSTENBERGER Karl (SUI)	D	BAIER Jan (CZE)				Gate Factor	6.00			
Chief of Course	SERFEL Marek (SVK)	E	RAPPEGLUECK Franz (GER)				Wind Factor	6.40 / 7.74			
						Seconds per Point	1.33333				
						Points per Minute	45				

Rank	Bib	Name	Speed [km/h]	Distance [m]	Distance Points	Judges Marks					Judges Points	Gate / Wind Compensation			Round Points	Group Rank	Total/Diff.
						A	B	C	D	E		Gate	Points	[m/s]			
1.	7	POL - POLAND												337.0		337.0	0:00
	7-1	KUPCZAK Szczepan	87.6	87.0	54.0	17.5	17.0	17.5	17.5	17.0	52.0	31	-0.38	2.9	108.9	1.	
	7-2	CIESLAR Adam	87.7	91.0	62.0	18.0	18.0	17.5	18.0	17.5	53.5	31	0.81	-5.2	110.3	2.	
	7-3	WANTULOK Mateusz	87.6	94.5	69.0	18.0	18.0	18.0	18.0	18.0	54.0	30	0.82	-5.2	117.8	2.	
2.	6	JPN - JAPAN												330.4		330.4	+0:09
	6-1	YAMAMOTO Go	87.6	90.0	60.0	18.0	18.0	18.0	18.0	18.0	54.0	31	0.79	-5.1	108.9	1.	
	6-2	SHIMIZU Aguri	87.3	91.0	62.0	18.0	18.0	18.5	18.0	18.5	54.5	31	0.40	-2.6	113.9	1.	
	6-3	WATANABE Takehiro	87.4	89.5	59.0	17.5	17.5	17.5	17.5	17.5	52.5	30	0.61	-3.9	107.6	3.	
3.	4	GER - GERMANY												326.2		326.2	+0:14
	4-1	WELDE David	87.5	83.0	46.0	17.0	16.5	17.0	17.0	17.0	51.0	31	0.24	-1.5	95.5	4.	
	4-2	WASEL Johannes	87.6	89.0	58.0	17.5	17.5	17.5	17.5	17.5	52.5	31	0.61	-3.9	106.6	3.	
	4-3	SIMON Tobias	87.4	96.0	72.0	18.0	18.0	18.0	17.0	17.0	53.0	30	0.14	-0.9	124.1	1.	
4.	5	RUS - RUSSIAN FEDERATION I												303.3		303.3	+0:45
	5-1	NABEEV Niyaz	87.1	88.5	57.0	17.5	17.5	17.5	17.0	17.0	52.0	31	0.59	-3.8	105.2	3.	
	5-2	MASTIEV Samir	87.4	82.0	44.0	16.0	16.0	16.5	16.5	16.0	48.5	31	0.32	-2.0	90.5	6.	
	5-3	YAHIN Ernest	87.1	90.5	61.0	17.5	18.0	17.5	17.5	18.0	53.0	30	1.00	-6.4	107.6	3.	
5.	3	CZE - CZECH REPUBLIC												296.5		296.5	+0:54
	3-1	ZEMAN Martin	87.7	80.5	41.0	16.5	16.5	16.5	16.5	16.5	49.5	31	-0.12	0.9	91.4	5.	
	3-2	HACEK Vit	87.6	87.0	54.0	17.5	17.0	17.0	17.5	17.0	51.5	31	0.48	-3.1	102.4	4.	
	3-3	KUTAL Petr	87.4	87.0	54.0	17.0	17.0	17.0	16.5	17.0	51.0	30	0.36	-2.3	102.7	5.	
6.	2	UKR - UKRAINE												267.8		267.8	+1:32
	2-1	VILIVCHUK Oleh	87.2	76.5	33.0	15.5	15.5	15.5	15.5	15.5	46.5	31	0.45	-2.9	76.6	7.	
	2-2	BALANDA Ruslan	86.9	83.0	46.0	16.5	15.5	16.5	17.0	16.0	49.0	31	0.80	-5.1	89.9	7.	
	2-3	PASICHNYK Viktor	87.6	87.0	54.0	17.0	17.0	17.0	16.5	17.0	51.0	30	0.58	-3.7	101.3	6.	
7.	1	MIX - MIXED												174.3		174.3	+3:37
	1-1	SEREGIN Aleksei	87.4	79.0	38.0	16.5	16.0	16.5	15.5	16.0	48.5	31	0.62	-4.0	82.5	6.	
	1-2	BARKOV Viacheslav	87.0	82.5	45.0	17.0	16.5	16.5	16.5	16.5	49.5	31	0.42	-2.7	91.8	5.	
	1-3	MARUSARZ Wojciech		DSQ		SCE 1.2.1.1									0.0		

reason for disqualification

SCE 1.2.1.1 : SKI LENGTH



Intermediate Results Ski Jumping


Competition / Weather Information											
	Time	Base Values			Weather	Temp. [°C]		Humid. [%]	Wind [m/s]		
		Wind	Gate	Length		Air	Snow		Min.	Max.	Aver.
1st Round	Group 1	10:41 - 11:04	0.00	31	cloudy	-4.7 / -4.2	-12.0 / -12.0	95 / 95	-0.38	1.00	0.50
	Group 2		0.00	31							
	Group 3		0.00	30							

Statistics													
	Gate No.	Diff	Athletes	Falls	Distance [m]			Speed [km/h]			Jumpers / Nations		
					Min.	Max.	Aver.	Min.	Max.	Aver.	In Start List	Started	With Results
1st Round	Group 2	31	0	0	76.5	91.0	85.0	86.9	87.7	87.4	21/7	21/7	20/7
	Group 3	30	0	0	87.0	96.0	90.7	87.1	87.6	87.4			

Legend

Assistant TD Assistant Technical Delegate
 Ctry Code Country Code
 Dist. Distance
 Grp. Group
 Max. Maximum
 NH Normal Hill

Aver. Average
 Diff. Time Difference
 DSQ Disqualified
 Humid. Humidity
 Min. Minimum
 Temp. Temperature



Start List

Jury / Competition Management		Course Information	
FIS Technical Delegate (TD)	PELKONEN Jyri (FIN)	Name:	2.5 km
FISU Technical Delegate	LUSTENBERGER Karl (SUI)	Height Difference (HD):	38 m
FIS Assistant TD	SLAVIK Stanislav (CZE)	Maximum Climb (MC):	47 m
Chief of Competition	FRAK Vladimir (SVK)	Total Climb (TC):	93 m
Chief of Course	SERFEL Marek (SVK)	Course Length:	2 500 m
		Number of Laps:	6

Number of Competitors: 21, Number of Countries: 7

Bib Leg	Country	Bib Colour	Name	Jump Points	Points Diff	Time Difference		Remarks
						Lane1	Lane2	
1	POL - POLAND			337.0	0,0	0:00		
1-1	r		WANTULOK Mateusz	117.8				
1-2	g		KUPCZAK Szczepan	108.9				
1-3	y		CIESLAR Adam	110.3				
2	JPN - JAPAN			330.4	6,6	0:09		
2-1	r		YAMAMOTO Go	108.9				
2-2	g		SHIMIZU Aguri	113.9				
2-3	y		WATANABE Takehiro	107.6				
3	GER - GERMANY			326.2	10,8	0:14		
3-1	r		WASEL Johannes	106.6				
3-2	g		SIMON Tobias	124.1				
3-3	y		WELDE David	95.5				
4	RUS - RUSSIAN FEDERATION			303.3	33,7	0:45		
4-1	r		MASTIEV Samir	90.5				
4-2	g		NABEEV Niyaz	105.2				
4-3	y		YAHIN Ernest	107.6				
5	CZE - CZECH REPUBLIC			296.5	40,5	0:54		
5-1	r		KUTAL Petr	102.7				
5-2	g		ZEMAN Martin	91.4				
5-3	y		HACEK Vit	102.4				
6	UKR - UKRAINE			267.8	69,2	1:32	wave: 1:32	
6-1	r		VILIVCHUK Oleh	76.6				
6-2	g		PASICHNYK Viktor	101.3				
6-3	y		BALANDA Ruslan	89.9				
7	MIX - MIXED			174.3	162,7	3:37	wave: 1:32	
7-1	r		SEREGIN Aleksei	82.5				
7-2	g		BARKOV Viacheslav	91.8				
7-3	y		MARUSARZ Wojciech	0.0				

NOTE

Calculation of the time difference in team events


The amount of time that a competitor must wait before starting is calculated by converting the number of points behind into time. Each point behind is equivalent to 1.333333 seconds of wait time. 45 points behind means a competitor starts one (1) minute later than the competitor in front of him.

Wave

To prevent too large start time differences, the Jury can decide upon the use of the "wave start". The competitors start in groups at ten (10) second intervals. At the end of the event their time differences calculated from the Ski Jumping competition are added to their finish time from the Cross-Country race.

LEGEND

Diff Difference g Green r Red y Yellow



SAT 31 JAN 2015

Start Time 15:00 / End Time 15:47

Official Results

Jury / Competition Management				Course Information			
FIS Technical Delegate (TD)	PELKONEN Jyri (FIN)	Name:	2.5 km				
FISU Technical Delegate	LUSTENBERGER Karl (SUI)	Height Difference (HD):	38 m				
FIS Assistant TD	SLAVIK Stanislav (CZE)	Maximum Climb (MC):	47 m				
Chief of Competition	FRAK Vladimir (SVK)	Total Climb (TC):	93 m				
Chief of Course	SERFEL Marek (SVK)	Course Length:	2 500 m				
		Number of Laps:	6				

Rank	Bib Leg	Country Bib Colour	Name	Jump			Cross-Country			Time Behind		
				Points	Rank	Time Difference	Team Time	Leg Rank	Time Behind		Split Team Rank	
1	3	GER - GERMANY		326.2	3	+0:14	42:19.2	2		0.0		
	3-1	r	WASEL Johannes	106.6			14:08.6	3	+18.3	14:22.6	1	0.0
	3-2	g	SIMON Tobias	124.1			14:32.6	7	+25.4	28:55.2	3	+9.2
	3-3	y	WELDE David	95.5			13:38.0	1	0.0	42:33.2	1	0.0
2	2	JPN - JAPAN		330.4	2	+0:09	42:34.3	3				+10.1
	2-1	r	YAMAMOTO Go	108.9			14:29.8	5	+39.5	14:38.8	2	+16.2
	2-2	g	SHIMIZU Aguri	113.9			14:07.2	1	0.0	28:46.0	1	0.0
	2-3	y	WATANABE Takehiro	107.6			13:57.3	2	+19.3	42:43.3	2	+10.1
3	4	RUS - RUSSIAN FEDERATION		303.3	4	+0:45	42:16.0	1				+27.8
	4-1	r	MASTIEV Samir	90.5			13:59.0	2	+8.7	14:44.0	3	+21.4
	4-2	g	NABEEV Niyaz	105.2			14:07.5	2	+0.3	28:51.5	2	+5.5
	4-3	y	YAHIN Ernest	107.6			14:09.5	3	+31.5	43:01.0	3	+27.8
4	1	POL - POLAND		337.0	1	0:00	43:47.5	5				+1:14.3
	1-1	r	WANTULOK Mateusz	117.8			15:12.4	6	+1:22.1	15:12.4	5	+49.8
	1-2	g	KUPCZAK Szczepan	108.9			14:20.0	5	+12.8	29:32.4	5	+46.4
	1-3	y	CIESLAR Adam	110.3			14:15.1	4	+37.1	43:47.5	4	+1:14.3
5	6	UKR - UKRAINE		267.8	6	+1:32	44:56.4	6			**	+3:55.2
	6-1	r	VILIVCHUK Oleh	76.6			16:11.4	7	+2:21.1	17:43.4	6	+3:20.8
	6-2	g	PASICHNYK Viktor	101.3			14:14.0	3	+6.8	31:57.4	6	+3:11.4
	6-3	y	BALANDA Ruslan	89.9			14:31.0	5	+53.0	46:28.4	5	+3:55.2
6	7	MIX - MIXED		174.3	7	+3:37	43:09.3	4			**	+4:13.1
	7-1	r	SEREGIN Aleksei	82.5			14:21.1	4	+30.8	17:58.1	7	+3:35.5
	7-2	g	BARKOV Viacheslav	91.8			14:16.1	4	+8.9	32:14.2	7	+3:28.2
	7-3	y	MARUSARZ Wojciech	0.0			14:32.1	6	+54.1	46:46.3	6	+4:13.1

Did Not Finish												
5	CZE - CZECH REPUBLIC			296.5	5	+0:54						
	5-1	r	KUTAL Petr	102.7			13:50.3	1	0.0	14:44.3	4	+21.7
	5-2	g	ZEMAN Martin	91.4			14:28.6	6	+21.4	29:12.9	4	+26.9
	5-3	y	HACEK Vit	102.4								



Official Results

Weather	Snow Conditions	Temperatures [°C]		Competitors / Countries					
		Air	Snow	Entries	Ranked	DNS	DNF	DSQ	LAP
Snow	Packed powder	-6,0°C	-5,0°C	21/7	18/6	0/0	3/1	0/0	0/0

FIS Technical Delegate (TD): <p style="text-align: center;">PELKONEN Jyri (FIN)</p>	Chief of Competition: <p style="text-align: center;">FRAK Vladimir (SVK)</p>
---	--

NOTE

Calculation of the time difference in team events

The amount of time that a competitor must wait before starting is calculated by converting the number of points behind into time. Each point behind is equivalent to 1.333333 seconds of wait time. 45 points behind means a competitor starts one (1) minute later than the competitor in front of him.

Wave

To prevent too large start time differences, the Jury can decide upon the use of the "wave start". The competitors start in groups at ten (10) second intervals. At the end of the event their time differences calculated from the Ski Jumping competition are added to their finish time from the Cross-Country race.

LEGEND									
**	Wave Start	DNF	Did Not Finish	DNS	Did Not Start	DSQ	Disqualified	g	Green
LAP	Lapped	r	Red	y	Yellow				



WINTER
UNIVERSIADE
GRANADA 2015



RESULT BOOK
SHORT TRACK



10	Short Track	1373
10.1	Table of Contents	1374
10.2	Competition Schedule	1377
10.3	Number of Entries by Country	1378
10.4	Medallists by Event	1379
10.5	Medal Standings	1380
10.6	Ladies' 500m	1381
10.6.1	Medallists	1382
10.6.2	Final	1383
10.6.2.1	Start List	1383
10.6.2.2	Result List	1384
10.6.3	Semifinal	1385
10.6.3.1	Start List	1385
10.6.3.2	Result List	1386
10.6.4	Quarterfinal	1387
10.6.4.1	Start List	1387
10.6.4.2	Result List	1388
10.6.5	Heat	1389
10.6.5.1	Start List	1389
10.6.5.2	Result List	1390
10.7	Ladies' 1000m	1391
10.7.1	Medallists	1392
10.7.2	Final	1393
10.7.2.1	Start List	1393
10.7.2.2	Result List	1394
10.7.3	Semifinal	1395
10.7.3.1	Start List	1395
10.7.3.2	Result List	1396
10.7.4	Quarterfinal	1397
10.7.4.1	Start List	1397
10.7.4.2	Result List	1398
10.7.5	Heat	1399
10.7.5.1	Start List	1399
10.7.5.2	Result List	1400
10.8	Ladies' 1500m	1401
10.8.1	Medallists	1402
10.8.2	Final	1403
10.8.2.1	Start List	1403
10.8.2.2	Result List	1404
10.8.3	Semifinal	1405

10.8.3.1	Start List	1405
10.8.3.2	Result List	1406
10.8.4	Heat	1407
10.8.4.1	Start List	1407
10.8.4.2	Result List	1408
10.9	Ladies' 3000m Relay	1409
10.9.1	Medallists	1410
10.9.2	Final	1411
10.9.2.1	Start List	1411
10.9.2.2	Start List - Relay Participants	1412
10.9.2.3	Result List	1413
10.9.3	Semifinal	1414
10.9.3.1	Start List	1414
10.9.3.2	Start List - Relay Participants	1415
10.9.3.3	Result List	1416
10.10	Men's 500m	1417
10.10.1	Medallists	1418
10.10.2	Final	1419
10.10.2.1	Start List	1419
10.10.2.2	Result List	1420
10.10.3	Semifinal	1421
10.10.3.1	Start List	1421
10.10.3.2	Result List	1422
10.10.4	Quarterfinal	1423
10.10.4.1	Start List	1423
10.10.4.2	Result List	1424
10.10.5	Heat	1425
10.10.5.1	Start List	1425
10.10.5.2	Result List	1426
10.10.6	Preliminaries	1427
10.10.6.1	Start List	1427
10.10.6.2	Result List	1428
10.11	Men's 1000m	1429
10.11.1	Medallists	1430
10.11.2	Final	1431
10.11.2.1	Start List	1431
10.11.2.2	Result List	1432
10.11.3	Semifinal	1433
10.11.3.1	Start List	1433
10.11.3.2	Result List	1434



10.11.4	Quarterfinal	1435
10.11.4.1	Start List	1435
10.11.4.2	Result List	1436
10.11.5	Heat	1437
10.11.5.1	Start List	1437
10.11.5.2	Result List	1438
10.11.6	Preliminaries	1439
10.11.6.1	Start List	1439
10.11.6.2	Result List	1440
10.12	Men's 1500m	1441
10.12.1	Medallists	1442
10.12.2	Final	1443
10.12.2.1	Start List	1443
10.12.2.2	Result List	1444
10.12.3	Semifinal	1445
10.12.3.1	Start List	1445
10.12.3.2	Result List	1446
10.12.4	Heat	1447
10.12.4.1	Start List	1447
10.12.4.2	Result List	1448
10.13	Men's 5000m Relay	1449
10.13.1	Medallists	1450
10.13.2	Final	1451
10.13.2.1	Start List	1451
10.13.2.2	Start List - Relay Participants	1452
10.13.2.3	Result List	1453
10.13.3	Semifinal	1454
10.13.3.1	Start List	1454
10.13.3.2	Start List - Relay Participants	1455
10.13.3.3	Result List	1456



Training and Competition Schedule

As of TUE 10 FEB 2015

Date	Start Time	Event - Round
WED 11 FEB	14:02	Ladies 1500m - Heats
	14:27	Men 1500m - Heats
	15:12	Ladies 1500m - Semifinals
	15:27	Men 1500m - Semifinals
	15:57	Ladies 1500m - Finals
	16:07	Men 1500m - Finals
	17:30	Men 5000m Relay - Heats
THU 12 FEB	14:02	Men 500m - Preliminaries
	14:44	Ladies 500m - Heats
	15:05	Men 500m - Heats
	15:38	Ladies 500m - Quarterfinals
	15:50	Men 500m - Quarterfinals
	16:17	Ladies 500m - Semifinals
	16:23	Men 500m - Semifinals
	16:44	Ladies 500m - Finals
	16:50	Men 500m - Finals
	17:31	Ladies 3000m Relay - Semifinals
	17:47	Men 5000m Relay - Semifinals
FRI 13 FEB	14:02	Men 1000m - Preliminaries
	14:53	Ladies 1000m - Heats
	15:21	Men 1000m - Heats
	16:00	Ladies 1000m - Quarterfinals
	16:16	Men 1000m - Quarterfinals
	16:47	Ladies 1000m - Semifinals
	16:55	Men 1000m - Semifinals
	17:18	Ladies 1000m - Finals
	17:26	Men 1000m - Finals
	18:04	Ladies 3000m Relay - Finals
	18:20	Men 5000m Relay - Finals



Number of Entries by Country

As of FRI 13 FEB 2015

Ctry	Men					Ladies					Total Competitors
	500m	1000m	1500m	Relay	Competitors	500m	1000m	1500m	Relay	Competitors	
CAN - Canada	3	3	3	5	5	3	3	3	5	5	10
CHN - People's Republic of China	3	3	3	5	5	3	3	3	6	6	11
ESP - Spain	2	2	2		2						2
FRA - France	3	3	3	5	5						5
ITA - Italy	2	2	2		2	1	1	1		1	3
JPN - Japan	3	3	3	5	5	3	3	3	5	5	10
KOR - Republic of Korea	3	3	3	5	5	3	3	3	5	5	10
LAT - Latvia	1	1	1		1	1	1	1		1	2
LTU - Lithuania						1	1	1		1	1
NED - Netherlands	3	3	3		3						3
POL - Poland	3	3	3	5	5	3	3	3		3	8
RUS - Russian Federation	3	3	3	6	6	3	3	3	5	5	11
SIN - Singapore	1	1	1		1						1
UKR - Ukraine	3	3	3	4	4	3	3	3	4	4	8
USA - United States of America	3	3	3	6	6	3	3	3	6	6	12
Total: 15	36	36	36	46	55	27	27	27	36	42	97



Medallists by Event

As of FRI 13 FEB 2015 at 18:51
After 8 of 8 Events

Event	Date	Medal	Name	Country Code
Ladies 1500 m	11 FEB 2015	GOLD	KIM Alang	KOR
		SILVER	LEE Eunbyul	KOR
		BRONZE	HAN Yu Tong	CHN
Men 1500 m	11 FEB 2015	GOLD	PARK Seyeong	KOR
		SILVER	HAN Seungsoo	KOR
		BRONZE	CHEN Guang	CHN
Ladies 500 m	12 FEB 2015	GOLD	HAN Yu Tong	CHN
		SILVER	SON Hakyung	KOR
		BRONZE	SEREIKAITE Agne	LTU
Men 500 m	12 FEB 2015	GOLD	SEO Yira	KOR
		SILVER	HAN Seungsoo	KOR
		BRONZE	CHEN Guang	CHN
Ladies 1000 m	13 FEB 2015	GOLD	KIM Alang	KOR
		SILVER	LEE Eunbyul	KOR
		BRONZE	SON Hakyung	KOR
Men 1000 m	13 FEB 2015	GOLD	PARK Seyeong	KOR
		SILVER	SEO Yira	KOR
		BRONZE	CHEN Guang	CHN
Ladies 3000 m Relay	13 FEB 2015	GOLD	HAN Yu Tong JI Xue LI Hong Shuang LIN Meng XU Mo Yuan	CHN
		SILVER	AHN Sejung KIM Alang LEE Eunbyul NOH Ahrum SON Hakyung	KOR
		BRONZE	GERVAIS Joanie HARRIS-GAUTHIER Namasthee Camille MACDONALD Jamie Louise MORRISON Keri Elizabeth TRUCHON Caroline	CAN
Men 5000 m Relay	13 FEB 2015	GOLD	CHEN Guang MA Xing Guang SUI Xin XU Fu	CHN
		SILVER	MIASNIKOV Dmitrii SHASHIN Kirill STRELKOV Eduard ZAKHAROV Timur	RUS
		BRONZE	BEAUCHAMP Paul MARTINEZ Yoann MASSON Jeremy MELINE Thomas NAVARRO Tristan	FRA



Medal Standings

As of FRI 13 FEB 2015 at 18:52

After 8 of 8 Events

Rank	Ctry	Men				Ladies				Total				Rank by Total
		G	S	B	Tot	G	S	B	Tot	G	S	B	Tot	
1	KOR - Republic of Korea	3	3		6	2	4	1	7	5	7	1	13	1
2	CHN - People's Republic of China	1		3	4	2		1	3	3		4	7	2
3	RUS - Russian Federation		1		1						1		1	=3
4	CAN - Canada							1	1			1	1	=3
4	FRA - France			1	1							1	1	=3
4	LTU - Lithuania							1	1			1	1	=3
	Total:	4	4	4	12	4	4	4	12	8	8	8	24	

LEGEND


= Equal sign indicates that two or more NOCs share the same rank by total

B Bronze

G Gold

S Silver

Tot Total

Timing and Results provided by  TISSOT



WINTER
UNIVERSIADE
GRANADA 2015



RESULT BOOK

SHORT TRACK

Ladies' 500m



Medallists

Medal	Name	Ctry
GOLD	HAN Yu Tong	CHN - People's Republic of China
SILVER	SON Hakyung	KOR - Republic of Korea
BRONZE	SEREIKAITE Agne	LTU - Lithuania



Start List

World Record	42.504	FAN Kexin (CHN)	9 NOV 2014	Salt Lake City (USA)
Universiade Record	44.202	LI Hong Shuang (CHN)	12 FEB 2015	Granada (ESP)

Race Number	Race Order	Start Position	Helmet Number	Name	Country Code
59	B	1	5	TRUCHON Caroline	CAN
		2	38	RALSTON Katherine	USA
60	A	1	6	HAN Yu Tong	CHN
		2	24	SEREIKAITE Agne	LTU
		3	22	SON Hakyung	KOR
		4	1	GERVAIS Joanie	CAN



Results

World Record	42.504	FAN Kexin (CHN)	9 NOV 2014	Salt Lake City (USA)
Universiade Record	44.202	LI Hong Shuang (CHN)	12 FEB 2015	Granada (ESP)

Race Number	Race Order	Rank	Helmet Number	Name	Country Code	Result	Record
60	A	1	6	HAN Yu Tong	CHN	43.573	UR
		2	22	SON Hakyung	KOR	43.655	
		3	24	SEREIKAITE Agne	LTU	43.817	
		4	1	GERVAIS Joanie	CAN	43.963	



Start List

World Record	42.504	FAN Kexin (CHN)	9 NOV 2014	Salt Lake City (USA)
Universiade Record	44.202	LI Hong Shuang (CHN)	12 FEB 2015	Granada (ESP)

Race Number	Race Order	Start Position	Helmet Number	Name	Country Code
55	1	1	1	GERVAIS Joanie	CAN
		2	22	SON Hakyung	KOR
		3	5	TRUCHON Caroline	CAN
		4	38	RALSTON Katherine	USA
56	2	1	8	LI Hong Shuang	CHN
		2	24	SEREIKAIITE Agne	LTU
		3	6	HAN Yu Tong	CHN
		4	32	SURKOVA Anastasia	RUS

NOTE
The first and second placed skaters from each race qualify for Final A, the third and fourth placed skaters from each race qualify for Final B.



Results

World Record	42.504	FAN Kexin (CHN)	9 NOV 2014	Salt Lake City (USA)
Universiade Record	44.202	LI Hong Shuang (CHN)	12 FEB 2015	Granada (ESP)

Race Number	Race Order	Rank	Helmet Number	Name	Country Code	Result	Qual	Record
55	1	1	22	SON Hakyung	KOR	44.559	QA	
		2	1	GERVAIS Joanie	CAN	44.661	QA	
		3	5	TRUCHON Caroline	CAN	44.785	QB	
		4	38	RALSTON Katherine	USA	No Time	QB	
56	2	1	6	HAN Yu Tong	CHN	44.357	QA	
		2	24	SEREIKAITE Agne	LTU	44.463	QA	
			8	LI Hong Shuang	CHN	PEN		
			32	SURKOVA Anastasia	RUS	PEN		

NOTE

The first and second placed skaters from each race qualify for Final A, the third and fourth placed skaters from each race qualify for Final B.

LEGEND

PEN Penalty
Qual Qualification code

QA Qualified for final A

QB Qualified for final B



Start List

World Record	42.504	FAN Kexin (CHN)	9 NOV 2014	Salt Lake City (USA)
Universiade Record	44.251	HAN Yu Tong (CHN)	12 FEB 2015	Granada (ESP)

Race Number	Race Order	Start Position	Helmet Number	Name	Country Code
47	1	1	6	HAN Yu Tong	CHN
		2	5	TRUCHON Caroline	CAN
		3	34	KORINCHUK Olena	UKR
		4	17	YOSHIDA Marie	JPN
48	2	1	19	KIM Alang	KOR
		2	1	GERVAIS Joanie	CAN
		3	38	RALSTON Katherine	USA
		4	23	KRIEVANE Evita	LAT
49	3	1	24	SEREIKAITE Agne	LTU
		2	8	LI Hong Shuang	CHN
		3	20	LEE Eunbyul	KOR
		4	30	PLUGINA Natalia	RUS
50	4	1	22	SON Hakyung	KOR
		2	10	WANG Xue	CHN
		3	32	SURKOVA Anastasia	RUS
		4	27	TAWREL Agnieszka	POL

NOTE

The first and second placed skaters from each race qualify for the semifinals.



Results

World Record	42.504	FAN Kexin (CHN)	9 NOV 2014	Salt Lake City (USA)
Universiade Record	44.251	HAN Yu Tong (CHN)	12 FEB 2015	Granada (ESP)

Race Number	Race Order	Rank	Helmet Number	Name	Country Code	Result	Qual	Record
47	1	1	6	HAN Yu Tong	CHN	44.683	Q	
		2	5	TRUCHON Caroline	CAN	44.931	Q	
		3	17	YOSHIDA Marie	JPN	No Time		
		34	KORINCHUK Olena	UKR	PEN			
48	2	1	1	GERVAIS Joanie	CAN	44.786	Q	
		2	38	RALSTON Katherine	USA	44.995	Q	
		3	23	KRIEVANE Evita	LAT	46.920		
		4	19	KIM Alang	KOR	No Time		
49	3	1	8	LI Hong Shuang	CHN	44.202	Q	UR
		2	24	SEREIKAITE Agne	LTU	44.314	Q	
		3	20	LEE Eunbyul	KOR	44.662		
		4	30	PLUGINA Natalia	RUS	45.574		
50	4	1	22	SON Hakyung	KOR	44.880	Q	
		2	32	SURKOVA Anastasia	RUS	45.694	Q	
		3	27	TAWREL Agnieszka	POL	46.511		
		10	WANG Xue	CHN	PEN			

NOTE

The first and second placed skaters from each race qualify for the semifinals.

LEGEND

PEN Penalty

Q Qualified

Qual Qualification code



Start List

REVISED
11 FEB 19:09

World Record	42.504	FAN Kexin (CHN)	9 NOV 2014	Salt Lake City (USA)
Universiade Record	44.560	KIM Hye-Kyung (KOR)	1 JAN 2007	Torino (ITA)

Race Number	Race Order	Start Position	Helmet Number	Name	Country Code
34	1	1	1	GERVAIS Joanie	CAN
		2	34	KORINCHUK Olena	UKR
		3	30	PLUGINA Natalia	RUS
		4	37	BURKHOLDER Alexis	USA
35	2	1	32	SURKOVA Anastasia	RUS
		2	24	SEREIKAITE Agne	LTU
		3	35	MYKHALCHUK Diana	UKR
		4	39	SANTOS Kristen	USA
36	3	1	3	MACDONALD Jamie Louise	CAN
		2	22	SON Hakyung	KOR
		3	8	LI Hong Shuang	CHN
		4	31	STEPANOVA Liya	RUS
37	4	1	12	TOTA Ylenia	ITA
		2	38	RALSTON Katherine	USA
		3	20	LEE Eunbyul	KOR
		4	16	OTSUBO Saki	JPN
38	5	1	25	GRZADKOWSKA Monika	POL
		2	23	KRIEVANE Evita	LAT
		3	19	KIM Alang	KOR
38	6	1	6	HAN Yu Tong	CHN
		2	26	IWACH Katarzyna	POL
		3	17	YOSHIDA Marie	JPN
		4	5	TRUCHON Caroline	CAN
40	7	1	36	VLASOVA Sofii	UKR
		2	27	TAWREL Agnieszka	POL
		3	15	MATSUSHIMA Joannayoko	JPN
		4	10	WANG Xue	CHN

NOTE

The first and second placed skaters from each race and the two fastest third place skaters qualify for the quarterfinals.

Correction to World Ranking information



Results

World Record	42.504	FAN Kexin (CHN)	9 NOV 2014	Salt Lake City (USA)
Universiade Record	44.560	KIM Hye-Kyung (KOR)	1 JAN 2007	Torino (ITA)

Race Number	Race Order	Rank	Helmet Number	Name	Country Code	Result	Qual	Record
34	1	1	1	GERVAIS Joanie	CAN	45.056	Q	
		2	34	KORINCHUK Olena	UKR	45.132	Q	
		3	30	PLUGINA Natalia	RUS	45.320	q	
		4	37	BURKHOLDER Alexis	USA	47.001		
35	2	1	24	SEREIKAITE Agne	LTU	44.603	Q	
		2	32	SURKOVA Anastasia	RUS	45.572	Q	
		3	39	SANTOS Kristen	USA	47.048		
		4	35	MYKHALCHUK Diana	UKR	47.768		
36	3	1	22	SON Hakyung	KOR	44.707	Q	
		2	8	LI Hong Shuang	CHN	45.244	Q	
		3	31	STEPANOVA Liya	RUS	45.446		
		3	3	MACDONALD Jamie Louise	CAN	PEN		
37	4	1	20	LEE Eunbyul	KOR	45.299	Q	
		2	38	RALSTON Katherine	USA	45.317	Q	
		3	16	OTSUBO Saki	JPN	46.899		
		4	12	TOTA Ylenia	ITA	47.184		
38	5	1	19	KIM Alang	KOR	44.671	Q	
		2	23	KRIEVANE Evita	LAT	47.615	Q	
		3	25	GRZADKOWSKA Monika	POL	47.652		
38	6	1	6	HAN Yu Tong	CHN	44.251	Q	UR
		2	5	TRUCHON Caroline	CAN	44.822	Q	
		3	17	YOSHIDA Marie	JPN	45.356	q	
		4	26	IWACH Katarzyna	POL	49.245		
40	7	1	10	WANG Xue	CHN	44.999	Q	
		2	27	TAWREL Agnieszka	POL	47.312	Q	
		3	15	MATSUSHIMA Joannayoko	JPN	47.487		
		3	36	VLASOVA Sofiiia	UKR	PEN		

NOTE

The first and second placed skaters from each race and the two fastest third place skaters qualify for the quarterfinals.

LEGEND

PEN Penalty
Q Qualified
q Qualified as a fastest third place skater
Qual Qualification code



WINTER
UNIVERSIADE
GRANADA 2015



RESULT BOOK

SHORT TRACK

Ladies' 1000m



Medallists

Medal	Name	Ctry
GOLD	KIM Alang	KOR - Republic of Korea
SILVER	LEE Eunbyul	KOR - Republic of Korea
BRONZE	SON Hakyung	KOR - Republic of Korea



Start List

World Record	1:26.661	SHIM Suk Hee (KOR)	21 OCT 2012	Calgary (CAN)
Universiade Record	1:30.862	TAO Jiaying (CHN)	20 DEC 2013	Trento (ITA)

Race Number	Race Order	Start Position	Helmet Number	Name	Country Code
101	B	1	9	LIN Meng	CHN
		2	2	HARRIS-GAUTHIER Namasthee Camille	CAN
		3	7	JI Xue	CHN
102	A	1	24	SEREIKAITE Agne	LTU
		2	20	LEE Eunbyul	KOR
		3	22	SON Hakyung	KOR
		4	19	KIM Alang	KOR



Results

World Record	1:26.661	SHIM Suk Hee (KOR)	21 OCT 2012	Calgary (CAN)
Universiade Record	1:30.862	TAO Jiaying (CHN)	20 DEC 2013	Trento (ITA)

Race Number	Race Order	Rank	Helmet Number	Name	Country Code	Result	Record
101	B	1	7	JI Xue	CHN	1:59.188	
			2	HARRIS-GAUTHIER Namasthee Camille	CAN	PEN	
			9	LIN Meng	CHN	PEN	
102	A	1	19	KIM Alang	KOR	1:37.321	
			20	LEE Eunbyul	KOR	1:37.488	
			22	SON Hakyung	KOR	1:37.705	
			24	SEREIKAITE Agne	LTU	1:38.247	

LEGEND
PEN Penalty



Start List

World Record	1:26.661	SHIM Suk Hee (KOR)	21 OCT 2012	Calgary (CAN)
Universiade Record	1:30.862	TAO Jiaying (CHN)	20 DEC 2013	Trento (ITA)

Race Number	Race Order	Start Position	Helmet Number	Name	Country Code
97	1	1	7	JI Xue	CHN
		2	19	KIM Alang	KOR
		3	22	SON Hakyung	KOR
		4	2	HARRIS-GAUTHIER Namasthee Camille	CAN
98	2	1	24	SEREIKAITE Agne	LTU
		2	6	HAN Yu Tong	CHN
		3	9	LIN Meng	CHN
		4	20	LEE Eunbyul	KOR

NOTE
The first and second placed skaters from each race qualify for Final A, the third and fourth placed skaters from each race qualify for Final B.



Results

World Record	1:26.661	SHIM Suk Hee (KOR)	21 OCT 2012	Calgary (CAN)
Universiade Record	1:30.862	TAO Jiaying (CHN)	20 DEC 2013	Trento (ITA)

Race Number	Race Order	Rank	Helmet Number	Name	Country Code	Result	Qual	Record
97	1	1	22	SON Hakyung	KOR	1:37.892	QA	
		2	19	KIM Alang	KOR	1:37.954	QA	
		3	2	HARRIS-GAUTHIER Namasthee Camille	CAN	1:38.104	QB	
		4	7	JI Xue	CHN	1:38.971	QB	
98	2	1	24	SEREIKAITE Agne	LTU	1:31.131	QA	
		2	20	LEE Eunbyul	KOR	1:33.991	QA	
		3	9	LIN Meng	CHN	1:34.278	QB	
		6	HAN Yu Tong	CHN		PEN		

NOTE

The first and second placed skaters from each race qualify for Final A, the third and fourth placed skaters from each race qualify for Final B.

LEGEND

PEN Penalty
Qual Qualification code

QA Qualified for final A

QB Qualified for final B



Start List

World Record	1:26.661	SHIM Suk Hee (KOR)	21 OCT 2012	Calgary (CAN)
Universiade Record	1:30.862	TAO Jiaying (CHN)	20 DEC 2013	Trento (ITA)

Race Number	Race Order	Start Position	Helmet Number	Name	Country Code
89	1	1	24	SEREIKAITE Agne	LTU
		2	7	JI Xue	CHN
		3	17	YOSHIDA Marie	JPN
		4	31	STEPANOVA Liya	RUS
		5	34	KORINCHUK Olena	UKR
90	2	1	9	LIN Meng	CHN
		2	5	TRUCHON Caroline	CAN
		3	22	SON Hakyung	KOR
		4	13	KIKUCHI Moemi	JPN
91	3	1	20	LEE Eunbyul	KOR
		2	14	KIKUCHI Yuki	JPN
		3	2	HARRIS-GAUTHIER Namasthee Camille	CAN
		4	12	TOTA Ylenia	ITA
92	4	1	19	KIM Alang	KOR
		2	38	RALSTON Katherine	USA
		3	4	MORRISON Keri Elizabeth	CAN
		4	6	HAN Yu Tong	CHN

NOTE

The first and second placed skaters from each race qualify for the semifinals.



Results

World Record	1:26.661	SHIM Suk Hee (KOR)	21 OCT 2012	Calgary (CAN)
Universiade Record	1:30.862	TAO Jiaying (CHN)	20 DEC 2013	Trento (ITA)

Race Number	Race Order	Rank	Helmet Number	Name	Country Code	Result	Qual	Record
89	1	1	24	SEREIKAITE Agne	LTU	1:32.762	Q	
		2	7	JI Xue	CHN	1:32.961	Q	
		3	31	STEPANOVA Liya	RUS	1:34.833		
		4	17	YOSHIDA Marie	JPN	1:35.501		
		5	34	KORINCHUK Olena	UKR	1:36.477		
90	2	1	22	SON Hakyung	KOR	1:34.448	Q	
		2	9	LIN Meng	CHN	1:34.567	Q	
		3	13	KIKUCHI Moemi	JPN	1:34.854		
		4	5	TRUCHON Caroline	CAN	1:35.127		
91	3	1	20	LEE Eunbyul	KOR	1:38.107	Q	
		2		HARRIS-GAUTHIER Namasthee Camille	CAN	1:38.196	Q	
		3	14	KIKUCHI Yuki	JPN	1:38.353		
		4	12	TOTA Ylenia	ITA	1:40.347		
92	4	1	19	KIM Alang	KOR	1:33.394	Q	
		2	6	HAN Yu Tong	CHN	1:33.464	Q	
		3	4	MORRISON Keri Elizabeth	CAN	1:33.653		
		4	38	RALSTON Katherine	USA	No Time		

NOTE

The first and second placed skaters from each race qualify for the semifinals.

LEGEND

Q Qualified

Qual Qualification code



Start List

REVISED
11 FEB 19:08

World Record	1:26.661	SHIM Suk Hee (KOR)	21 OCT 2012	Calgary (CAN)
Universiade Record	1:30.862	TAO Jiaying (CHN)	20 DEC 2013	Trento (ITA)

Race Number	Race Order	Start Position	Helmet Number	Name	Country Code
76	1	1	14	KIKUCHI Yuki	JPN
		2	39	SANTOS Kristen	USA
		3	22	SON Hakyung	KOR
		4	34	KORINCHUK Olena	UKR
77	2	1	25	GRZADKOWSKA Monika	POL
		2	38	RALSTON Katherine	USA
		3	17	YOSHIDA Marie	JPN
		4	5	TRUCHON Caroline	CAN
78	3	1	28	BARANOK Ekaterina	RUS
		2	7	Ji Xue	CHN
		3	37	BURKHOLDER Alexis	USA
		4	24	SEREIKAITE Agne	LTU
80	5	1	26	IWACH Katarzyna	POL
		2	6	HAN Yu Tong	CHN
		3	13	KIKUCHI Moemi	JPN
81	6	1	19	KIM Alang	KOR
		2	9	LIN Meng	CHN
		3	27	TAWREL Agnieszka	POL
		4	23	KRIEVANE Evita	LAT
82	4	1	12	TOTA Ylenia	ITA
		2	2	HARRIS-GAUTHIER Namasthee Camille	CAN
		3	32	SURKOVA Anastasia	RUS
		4	35	MYKHALCHUK Diana	UKR
82	7	1	20	LEE Eunbyul	KOR
		2	31	STEPANOVA Liya	RUS
		3	4	MORRISON Keri Elizabeth	CAN
		4	36	VLASOVA Sofii	UKR

NOTE

The first and second placed skaters from each race and the two fastest third place skaters qualify for the quarterfinals.

Correction to World Ranking information



Results

World Record	1:26.661	SHIM Suk Hee (KOR)	21 OCT 2012	Calgary (CAN)
Universiade Record	1:30.862	TAO Jiaying (CHN)	20 DEC 2013	Trento (ITA)

Race Number	Race Order	Rank	Helmet Number	Name	Country Code	Result	Qual	Record
76	1	1	22	SON Hakyung	KOR	1:38.016	Q	
		2	14	KIKUCHI Yuki	JPN	1:38.909	Q	
		3	34	KORINCHUK Olena	UKR	1:52.372	ADV	
		4	39	SANTOS Kristen	USA	No Time		
77	2	1	5	TRUCHON Caroline	CAN	1:33.760	Q	
		2	17	YOSHIDA Marie	JPN	1:33.810	Q	
		3	38	RALSTON Katherine	USA	1:33.875	q	
		4	25	GRZADKOWSKA Monika	POL	1:34.855		
78	3	1	24	SEREIKAITE Agne	LTU	1:32.116	Q	
		2	7	JI Xue	CHN	1:32.246	Q	
		3	37	BURKHOLDER Alexis	USA	1:36.591		
		4	28	BARANOK Ekaterina	RUS	No Time		
79	4	1	2	HARRIS-GAUTHIER Namasthee Camille	CAN	1:39.335	Q	
		2	12	TOTA Ylenia	ITA	1:41.285	Q	
		3	35	MYKHALCHUK Diana	UKR	1:42.500		
		4	32	SURKOVA Anastasia	RUS	1:50.446		
80	5	1	6	HAN Yu Tong	CHN	2:01.470	Q	
		2	13	KIKUCHI Moemi	JPN	2:01.497	Q	
		3	26	IWACH Katarzyna	POL	2:01.775		
81	6	1	19	KIM Alang	KOR	1:33.424	Q	
		2	9	LIN Meng	CHN	1:33.549	Q	
		3	27	TAWREL Agnieszka	POL	1:37.033		
		4	23	KRIEVANE Evita	LAT	1:37.136		
82	7	1	20	LEE Eunbyul	KOR	1:34.741	Q	
		2	4	MORRISON Keri Elizabeth	CAN	1:34.881	Q	
		3	31	STEPANOVA Liya	RUS	1:35.928	q	
		4	36	VLASOVA Sofiiia	UKR	1:37.160		

NOTE

The first and second placed skaters from each race and the two fastest third place skaters qualify for the quarterfinals.

LEGEND

ADV Advanced
Q Qualified

q Qualified as a fastest third place skater
Qual Qualification code



WINTER
UNIVERSIADE
GRANADA 2015



RESULT BOOK

SHORT TRACK

Ladies' 1500m



Medallists

Medal	Name	Ctry
GOLD	KIM Alang	KOR - Republic of Korea
SILVER	LEE Eunbyul	KOR - Republic of Korea
BRONZE	HAN Yu Tong	CHN - People's Republic of China



Start List

World Record	2:16.729	ZHOU Yang (CHN)	9 FEB 2008	Salt Lake City (USA)
Universiade Record	2:22.249	CHOI Eun-Kyung (KOR)	19 JAN 2005	Innsbruck (AUT)

Race Number	Race Order	Start Position	Helmet Number	Name	Country Code
18	B	1	24	SEREIKAITE Agne	LTU
		2	14	KIKUCHI Yuki	JPN
		3	13	KIKUCHI Moemi	JPN
		4	11	XU Mo Yuan	CHN
		5	28	BARANOK Ekaterina	RUS
		6	2	HARRIS-GAUTHIER Namasthee Camille	CAN
19	A	1	19	KIM Alang	KOR
		2	6	HAN Yu Tong	CHN
		3	4	MORRISON Keri Elizabeth	CAN
		4	8	LI Hong Shuang	CHN
		5	22	SON Hakyung	KOR
		6	20	LEE Eunbyul	KOR



WED 11 FEB 2015

Start Time: 15:57

Results

World Record	2:16.729	ZHOU Yang (CHN)	9 FEB 2008	Salt Lake City (USA)
Universiade Record	2:22.249	CHOI Eun-Kyung (KOR)	19 JAN 2005	Innsbruck (AUT)

Race Number	Race Order	Rank	Helmet Number	Name	Country Code	Result	Record
18	B	1	24	SEREIKAITE Agne	LTU	2:33.509	
		2	13	KIKUCHI Moemi	JPN	2:34.333	
		3	28	BARANOK Ekaterina	RUS	2:34.403	
		4	2	HARRIS-GAUTHIER Namasthee Camille	CAN	2:34.657	
		5	14	KIKUCHI Yuki	JPN	2:34.763	
			11	XU Mo Yuan	CHN	PEN	
19	A	1	19	KIM Alang	KOR	2:33.829	
		2	20	LEE Eunbyul	KOR	2:34.168	
		3	6	HAN Yu Tong	CHN	2:34.339	
		4	4	MORRISON Keri Elizabeth	CAN	2:34.360	
		5	8	LI Hong Shuang	CHN	2:34.940	
		6	22	SON Hakyung	KOR	2:35.287	

LEGEND
PEN Penalty



Start List

World Record	2:16.729	ZHOU Yang (CHN)	9 FEB 2008	Salt Lake City (USA)
Universiade Record	2:22.249	CHOI Eun-Kyung (KOR)	19 JAN 2005	Innsbruck (AUT)

Race Number	Race Order	Start Position	Helmet Number	Name	Country Code
12	1	1	22	SON Hakyung	KOR
		2	20	LEE Eunbyul	KOR
		3	28	BARANOK Ekaterina	RUS
		4	23	KRIEVANE Evita	LAT
		5	2	HARRIS-GAUTHIER Namasthee Camille	CAN
13	2	1	6	HAN Yu Tong	CHN
		2	19	KIM Alang	KOR
		3	14	KIKUCHI Yuki	JPN
		4	24	SEREIKAITE Agne	LTU
		5	16	OTSUBO Saki	JPN
14	3	1	8	LI Hong Shuang	CHN
		2	4	MORRISON Keri Elizabeth	CAN
		3	11	XU Mo Yuan	CHN
		4	29	MILYAEVA Vera	RUS
		5	13	KIKUCHI Moemi	JPN

NOTE

The first and second placed skaters from each race qualify for Final A, the third and fourth placed skaters from each race qualify for Final B.



Results

World Record	2:16.729	ZHOU Yang (CHN)	9 FEB 2008	Salt Lake City (USA)
Universiade Record	2:22.249	CHOI Eun-Kyung (KOR)	19 JAN 2005	Innsbruck (AUT)

Race Number	Race Order	Rank	Helmet Number	Name	Country Code	Result	Qual	Record
12	1	1	22	SON Hakyung	KOR	2:38.397	QA	
		2	20	LEE Eunbyul	KOR	2:38.713	QA	
		3	28	BARANOK Ekaterina	RUS	2:39.059	QB	
		4	2	HARRIS-GAUTHIER Namasthee Camille	CAN	2:39.753	QB	
		5	23	KRIEVANE Evita	LAT	2:44.653		
13	2	1	19	KIM Alang	KOR	2:32.134	QA	
		2	6	HAN Yu Tong	CHN	2:32.396	QA	
		3	24	SEREIKAITE Agne	LTU	2:32.865	QB	
		4	14	KIKUCHI Yuki	JPN	2:32.987	QB	
		5	16	OTSUBO Saki	JPN	2:36.365		
14	3	1	4	MORRISON Keri Elizabeth	CAN	2:35.466	QA	
		2	8	LI Hong Shuang	CHN	2:35.599	QA	
		3	13	KIKUCHI Moemi	JPN	2:36.025	QB	
		4	11	XU Mo Yuan	CHN	2:36.090	QB	
		5	29	MILYAEVA Vera	RUS	2:37.198		

NOTE

The first and second placed skaters from each race qualify for Final A, the third and fourth placed skaters from each race qualify for Final B.

LEGEND

QA Qualified for final A

QB Qualified for final B

Qual Qualification code



Start List

REVISED
11 FEB 12:02

World Record	2:16.729	ZHOU Yang (CHN)	9 FEB 2008	Salt Lake City (USA)
Universiade Record	2:22.249	CHOI Eun-Kyung (KOR)	19 JAN 2005	Innsbruck (AUT)

Race Number	Race Order	Start Position	Helmet Number	Name	Country Code
1	1	1	36	VLASOVA Sofiia	UKR
		2	42	ZIEGELMAYER Lauren	USA
		3	23	KRIEVANE Evita	LAT
		4	28	BARANOK Ekaterina	RUS
		5	6	HAN Yu Tong	CHN
2	2	1	31	STEPANOVA Liya	RUS
		2	24	SEREIKAITE Agne	LTU
		3	26	IWACH Katarzyna	POL
		4	13	KIKUCHI Moemi	JPN
		5	22	SON Hakyung	KOR
		6	3	MACDONALD Jamie Louise	CAN
3	3	1	27	TAWREL Agnieszka	POL
		2	40	WENTZ Taylor	USA
		3	16	OTSUBO Saki	JPN
		4	20	LEE Eunbyul	KOR
		5	2	HARRIS-GAUTHIER Namasthee Camille	CAN
4	4	1	33	DOLGOPOLOVA Mariya	UKR
		2	29	MILYAEVA Vera	RUS
		3	12	TOTA Ylenia	ITA
		4	11	XU Mo Yuan	CHN
		5	19	KIM Alang	KOR
5	5	1	4	MORRISON Keri Elizabeth	CAN
		2	8	LI Hong Shuang	CHN
		3	41	YUTANGCO Jerebelle	USA
		4	14	KIKUCHI Yuki	JPN
		5	34	KORINCHUK Olena	UKR
		6	25	GRZADKOWSKA Monika	POL

NOTE
The first, second and third placed skaters from each race qualify for the semifinals.

Correction to World Ranking information



Results

World Record	2:16.729	ZHOU Yang (CHN)	9 FEB 2008	Salt Lake City (USA)
Universiade Record	2:22.249	CHOI Eun-Kyung (KOR)	19 JAN 2005	Innsbruck (AUT)

Race Number	Race Order	Rank	Helmet Number	Name	Country Code	Result	Qual	Record
1	1	1	6	HAN Yu Tong	CHN	No Time	Q	
		2	28	BARANOK Ekaterina	RUS	No Time	Q	
		3	23	KRIEVANE Evita	LAT	No Time	Q	
		4	36	VLASOVA Sofiiia	UKR	No Time		
		5	42	ZIEGELMAYER Lauren	USA	No Time		
2	2	1	22	SON Hakyung	KOR	2:36.930	Q	
		2	24	SEREIKAITE Agne	LTU	2:37.299	Q	
		3	13	KIKUCHI Moemi	JPN	2:37.421	Q	
		4	3	MACDONALD Jamie Louise	CAN	2:37.710		
		5	31	STEPANOVA Liya	RUS	2:43.537		
		6	26	IWACH Katarzyna	POL	2:55.190		
3	3	1	20	LEE Eunbyul	KOR	2:56.662	Q	
		2	2	HARRIS-GAUTHIER Namasthee Camille	CAN	2:56.737	Q	
		3	16	OTSUBO Saki	JPN	2:57.059	Q	
		4	27	TAWREL Agnieszka	POL	3:00.268		
		5	40	WENTZ Taylor	USA	3:04.818		
4	4	1	19	KIM Alang	KOR	2:32.023	Q	
		2	11	XU Mo Yuan	CHN	2:32.139	Q	
		3	29	MILYAEVA Vera	RUS	2:32.587	Q	
		4	12	TOTA Ylenia	ITA	2:35.204		
		5	33	DOLGOPOLOVA Mariya	UKR	2:38.197		
5	5	1	8	LI Hong Shuang	CHN	2:31.585	Q	
		2	4	MORRISON Keri Elizabeth	CAN	2:31.741	Q	
		3	14	KIKUCHI Yuki	JPN	2:32.404	Q	
		4	34	KORINCHUK Olena	UKR	2:33.905		
		5	25	GRZADKOWSKA Monika	POL	2:33.919		
		6	41	YUTANGCO Jerebelle	USA	2:36.809		

NOTE

The first, second and third placed skaters from each race qualify for the semifinals.

LEGEND

Q Qualified

Qual Qualification code



WINTER
UNIVERSIADE
GRANADA 2015



RESULT BOOK

SHORT TRACK

Ladies' 3000m Relay



Medallists

Medal	Ctry	Name
GOLD	CHN - People's Republic of China	HAN Yu Tong JI Xue LI Hong Shuang LIN Meng XU Mo Yuan
SILVER	KOR - Republic of Korea	AHN Sejung KIM Alang LEE Eunbyul NOH Ahrum SON Hakyung
BRONZE	CAN - Canada	GERVAIS Joanie HARRIS-GAUTHIER Namasthee Camille MACDONALD Jamie Louise MORRISON Keri Elizabeth TRUCHON Caroline



Start List

World Record	4:06.215	KOR - Republic of Korea	17 NOV 2013	Kolomna (RUS)
Universiade Record	4:13.353	HUN - Hungary	19 DEC 2013	Trento (ITA)

Race Number	Race Order	Start Position	Team
105	B	1	RUS - Russian Federation
		2	UKR - Ukraine
		3	USA - United States Of America
106	A	1	CHN - People's Republic Of China
		2	CAN - Canada
		3	KOR - Republic Of Korea
		4	JPN - Japan

NOTE

The start list with the participating skaters will be available fifteen (15) minutes before the start.



Start List - Relay Participants

World Record	4:06.215	KOR - Republic of Korea	17 NOV 2013	Kolomna (RUS)
Universiade Record	4:13.353	HUN - Hungary	19 DEC 2013	Trento (ITA)

Race Number	Race Order	Start Position	Team	
105	B	1	RUS - Russian Federation	
			28 BARANOK Ekaterina	
			29 MILYAEVA Vera	
			30 PLUGINA Natalia	
			32 SURKOVA Anastasia	
			2	UKR - Ukraine
				33 DOLGOPOLOVA Mariya
				34 KORINCHUK Olena
				35 MYKHALCHUK Diana
			36	VLASOVA Sofiia
				3
			37 BURKHOLDER Alexis	
			38 RALSTON Katherine	
			39 SANTOS Kristen	
			41	YUTANGCO Jerebelle
				106
6 HAN Yu Tong				
7 JI Xue				
8 LI Hong Shuang				
9 LIN Meng				
2	CAN - Canada			
	1 GERVAIS Joanie			
	2 HARRIS-GAUTHIER Namasthee Camille			
	4 MORRISON Keri Elizabeth			
	5 TRUCHON Caroline			
3	KOR - Republic of Korea			
	19 KIM Alang			
	20 LEE Eunbyul			
	21 NOH Ahrum			
22	SON Hakyung			
	4	JPN - Japan		
13 KIKUCHI Moemi				
14 KIKUCHI Yuki				
16 OTSUBO Saki				
17 YOSHIDA Marie				



Results

World Record	4:06.215	KOR - Republic of Korea	17 NOV 2013	Kolomna (RUS)
Universiade Record	4:13.353	HUN - Hungary	19 DEC 2013	Trento (ITA)

Race Number	Race Order	Rank	Team	Result	Record		
105	B	1	RUS - Russian Federation	4:23.455			
		28	BARANOK Ekaterina				
		29	MILYAEVA Vera				
		30	PLUGINA Natalia				
		32	SURKOVA Anastasia				
		2	USA - United States of America			4:27.211	
			37				BURKHOLDER Alexis
			38				RALSTON Katherine
		3	UKR - Ukraine			4:38.483	
			33				DOLGOPOLOVA Mariya
			34				KORINCHUK Olena
			35				MYKHALCHUK Diana
36	VLASOVA Sofiia						
106	A	1	CHN - People's Republic of China	4:19.010			
		6	HAN Yu Tong				
		7	JI Xue				
		8	LI Hong Shuang				
		9	LIN Meng				
		2	KOR - Republic of Korea			4:19.289	
			19				KIM Alang
			20				LEE Eunbyul
			21				NOH Ahrum
		3	CAN - Canada			4:20.089	
			1				GERVAIS Joanie
			2				HARRIS-GAUTHIER Namasthee Camille
			4				MORRISON Keri Elizabeth
			5				TRUCHON Caroline
		4	JPN - Japan			4:21.280	
			13				KIKUCHI Moemi
			14				KIKUCHI Yuki
16	OTSUBO Saki						
17	YOSHIDA Marie						



Start List

World Record	4:06.215	KOR - Republic of Korea	17 NOV 2013	Kolomna (RUS)
Universiade Record	4:13.353	HUN - Hungary	19 DEC 2013	Trento (ITA)

Race Number	Race Order	Start Position	Team
63	1	1	CHN - People's Republic Of China
		2	CAN - Canada
		3	USA - United States Of America
		4	UKR - Ukraine
64	2	1	KOR - Republic Of Korea
		2	RUS - Russian Federation
		3	JPN - Japan

NOTE

The first and second placed teams from each race qualify for Final A, and the third and fourth placed teams from each race qualify for Final B. The start list with the participating skaters will be available fifteen (15) minutes before the start.



Start List - Relay Participants

World Record	4:06.215	KOR - Republic of Korea	17 NOV 2013	Kolomna (RUS)
Universiade Record	4:13.353	HUN - Hungary	19 DEC 2013	Trento (ITA)

Race Number	Race Order	Start Position	Team	
63	1	1	CHN - People's Republic of China	
			6 HAN Yu Tong	
			7 JI Xue	
			9 LIN Meng	
			11 XU Mo Yuan	
			2	CAN - Canada
				1 GERVAIS Joanie
				2 HARRIS-GAUTHIER Namasthee Camille
				3 MACDONALD Jamie Louise
				5 TRUCHON Caroline
			3	USA - United States of America
				37 BURKHOLDER Alexis
				38 RALSTON Katherine
				39 SANTOS Kristen
				41 YUTANGCO Jerebelle
			4	UKR - Ukraine
33 DOLGOPLOVA Mariya				
34 KORINCHUK Olena				
35 MYKHALCHUK Diana				
36 VLASOVA Sofiia				
64	2	1	KOR - Republic of Korea	
			18 AHN Sejung	
			20 LEE Eunbyul	
			21 NOH Ahrum	
			22 SON Hakyung	
			2	RUS - Russian Federation
				28 BARANOK Ekaterina
				30 PLUGINA Natalia
				31 STEPANOVA Liya
				32 SURKOVA Anastasia
			3	JPN - Japan
				13 KIKUCHI Moemi
				14 KIKUCHI Yuki
				16 OTSUBO Saki
				17 YOSHIDA Marie

NOTE

The first and second placed teams from each race qualify for Final A, and the third and fourth placed teams from each race qualify for Final B.



Results

World Record	4:06.215	KOR - Republic of Korea	17 NOV 2013	Kolomna (RUS)
Universiade Record	4:13.353	HUN - Hungary	19 DEC 2013	Trento (ITA)

Race Number	Race Order	Rank	Team	Result	Qual	Record		
63	1	1	CHN - People's Republic of China	4:17.798	QA			
		6	HAN Yu Tong					
		7	JI Xue					
		9	LIN Meng					
		11	XU Mo Yuan					
		2	CAN - Canada			4:19.564	QA	
		1	GERVAIS Joanie					
		2	HARRIS-GAUTHIER Namasthee Camille					
		3	MACDONALD Jamie Louise					
		5	TRUCHON Caroline					
		3	UKR - Ukraine			4:26.769	QB	
		33	DOLGOPOLOVA Mariya					
34	KORINCHUK Olena							
35	MYKHALCHUK Diana							
36	VLASOVA Sofii							
4	USA - United States of America	4:39.957	QB					
37	BURKHOLDER Alexis							
38	RALSTON Katherine							
39	SANTOS Kristen							
41	YUTANGCO Jerebelle							
64	2	1	KOR - Republic of Korea	4:21.143	QA			
		18	AHN Sejung					
		20	LEE Eunbyul					
		21	NOH Ahrum					
		22	SON Hakyung					
		2	JPN - Japan			4:21.244	QA	
		13	KIKUCHI Moemi					
		14	KIKUCHI Yuki					
		16	OTSUBO Saki					
		17	YOSHIDA Marie					
		3	RUS - Russian Federation			4:23.963	QB	
		28	BARANOK Ekaterina					
30	PLUGINA Natalia							
31	STEPANOVA Liya							
32	SURKOVA Anastasia							

NOTE

The first and second placed teams from each race qualify for Final A, and the third and fourth placed teams from each race qualify for Final B.

LEGEND

QA Qualified for final A **QB** Qualified for final B **Qual** Qualification code



WINTER
UNIVERSIADE
GRANADA 2015



RESULT BOOK

SHORT TRACK

Men's 500m



Medallists

Medal	Name	Ctry
GOLD	SEO Yira	KOR - Republic of Korea
SILVER	HAN Seungsoo	KOR - Republic of Korea
BRONZE	CHEN Guang	CHN - People's Republic of China



Start List

World Record	39.937	CELSKI J.R. (USA)	21 OCT 2012	Calgary (CAN)
Universiade Record	41.057	SEO Yira (KOR)	12 FEB 2015	Granada (ESP)

Race Number	Race Order	Start Position	Helmet Number	Name	Country Code
61	B	1	71	MURATAKE Hironobu	JPN
		2	80	BLOEMHOF Leon	NED
		3	89	MIASNIKOV Dmitrii	RUS
		4	92	STRELKOV Eduard	RUS
62	A	1	78	SEO Yira	KOR
		2	74	HAN Seungsoo	KOR
		3	77	PARK Seyeong	KOR
		4	55	CHEN Guang	CHN



THU 12 FEB 2015
Start Time: 16:50

Results

World Record	39.937	CELSKI J.R. (USA)	21 OCT 2012	Calgary (CAN)
Universiade Record	41.057	SEO Yira (KOR)	12 FEB 2015	Granada (ESP)

Race Number	Race Order	Rank	Helmet Number	Name	Country Code	Result	Record
61	B	1	71	MURATAKE Hironobu	JPN	42.173	
		2	89	MIASNIKOV Dmitrii	RUS	42.805	
		3	80	BLOEMHOF Leon	NED	43.199	
		4	92	STRELKOV Eduard	RUS	46.463	
62	A	1	78	SEO Yira	KOR	41.411	
		2	74	HAN Seungsoo	KOR	41.542	
		3	55	CHEN Guang	CHN	41.611	
		4	77	PARK Seyeong	KOR	No Time	



Start List

World Record	39.937	CELSKI J.R. (USA)	21 OCT 2012	Calgary (CAN)
Universiade Record	41.057	SEO Yira (KOR)	12 FEB 2015	Granada (ESP)

Race Number	Race Order	Start Position	Helmet Number	Name	Country Code
57	1	1	78	SEO Yira	KOR
		2	74	HAN Seungsoo	KOR
		3	71	MURATAKE Hironobu	JPN
		4	80	BLOEMHOF Leon	NED
58	2	1	89	MIASNIKOV Dmitrii	RUS
		2	55	CHEN Guang	CHN
		3	77	PARK Seyeong	KOR
		4	92	STRELKOV Eduard	RUS

NOTE

The first and second placed skaters from each race qualify for Final A, the third and fourth placed skaters from each race qualify for Final B.



Results

World Record	39.937	CELSKI J.R. (USA)	21 OCT 2012	Calgary (CAN)
Universiade Record	41.057	SEO Yira (KOR)	12 FEB 2015	Granada (ESP)

Race Number	Race Order	Rank	Helmet Number	Name	Country Code	Result	Qual	Record
57	1	1	78	SEO Yira	KOR	41.299	QA	
		2	74	HAN Seungsoo	KOR	41.367	QA	
		3	71	MURATAKE Hironobu	JPN	41.429	QB	
		4	80	BLOEMHOF Leon	NED	41.775	QB	
58	2	1	77	PARK Seyeong	KOR	41.498	QA	
		2	55	CHEN Guang	CHN	41.757	QA	
		3	89	MIASNIKOV Dmitrii	RUS	41.819	QB	
		4	92	STRELKOV Eduard	RUS	42.113	QB	

NOTE

The first and second placed skaters from each race qualify for Final A, the third and fourth placed skaters from each race qualify for Final B.

LEGEND

QA Qualified for final A

QB Qualified for final B

Qual Qualification code



Start List

World Record	39.937	CELSKI J.R. (USA)	21 OCT 2012	Calgary (CAN)
Universiade Record	41.113	PARK Seyeong (KOR)	12 FEB 2015	Granada (ESP)

Race Number	Race Order	Start Position	Helmet Number	Name	Country Code
51	1	1	55	CHEN Guang	CHN
		2	50	BELANGER-MARCEAU Samuel	CAN
		3	70	IWASHITA Hijiri	JPN
		4	74	HAN Seungsoo	KOR
52	2	1	90	SHASHIN Kirill	RUS
		2	71	MURATAKE Hironobu	JPN
		3	80	BLOEMHOF Leon	NED
		4	56	MA Xing Guang	CHN
53	3	1	77	PARK Seyeong	KOR
		2	58	SUI Xin	CHN
		3	92	STRELKOV Eduard	RUS
		4	82	VISSER Dennis	NED
54	4	1	78	SEO Yira	KOR
		2	89	MIASNIKOV Dmitrii	RUS
		3	81	HOOGERWERF Dylan	NED
		4	73	YOKOYAMA Hiroki	JPN

NOTE

The first and second placed skaters from each race qualify for the semifinals.



Results

World Record	39.937	CELSKI J.R. (USA)	21 OCT 2012	Calgary (CAN)
Universiade Record	41.113	PARK Seyeong (KOR)	12 FEB 2015	Granada (ESP)

Race Number	Race Order	Rank	Helmet Number	Name	Country Code	Result	Qual	Record
51	1	1	55	CHEN Guang	CHN	41.404	Q	
		2	74	HAN Seungsoo	KOR	41.614	Q	
		3	70	IWASHITA Hijiri	JPN	41.730		
		4	50	BELANGER-MARCEAU Samuel	CAN	41.819		
52	2	1	71	MURATAKE Hironobu	JPN	41.970	Q	
		2	80	BLOEMHOF Leon	NED	42.064	Q	
		3	90	SHASHIN Kirill	RUS	42.296		
			56	MA Xing Guang	CHN	PEN		
53	3	1	77	PARK Seyeong	KOR	41.554	Q	
		2	92	STRELKOV Eduard	RUS	42.090	Q	
		3	82	VISSER Dennis	NED	42.215		
		4	58	SUI Xin	CHN	No Time		
54	4	1	78	SEO Yira	KOR	41.057	Q	UR
		2	89	MIASNIKOV Dmitrii	RUS	41.261	Q	
		3	73	YOKOYAMA Hiroki	JPN	41.646		
		4	81	HOOGERWERF Dylan	NED	No Time		

NOTE

The first and second placed skaters from each race qualify for the semifinals.

LEGEND

PEN Penalty

Q Qualified

Qual Qualification code



Start List

World Record	39.937	CELSKI J.R. (USA)	21 OCT 2012	Calgary (CAN)
Universiade Record	41.383	LEE Hyo Been (KOR)	19 DEC 2013	Trento (ITA)

Race Number	Race Order	Start Position	Helmet Number	Name	Country Code
41	1	1	78	SEO Yira	KOR
		2	81	HOOGERWERF Dylan	NED
		3	89	MIASNIKOV Dmitrii	RUS
		4	84	GRYCNER Rafal	POL
42	2	1	92	STRELKOV Eduard	RUS
		2	82	VISSER Dennis	NED
		3	56	MA Xing Guang	CHN
		4	65	MASSON Jeremy	FRA
43	3	1	80	BLOEMHOF Leon	NED
		2	71	MURATAKE Hironobu	JPN
		3	54	PREUDHOMME William Louis	CAN
		4	67	COMPAGNONI Matteo	ITA
44	4	1	55	CHEN Guang	CHN
		2	50	BELANGER-MARCEAU Samuel	CAN
		3	70	IWASHITA Hijiri	JPN
		4	62	BEAUCHAMP Paul	FRA
45	5	1	77	PARK Seyeong	KOR
		2	90	SHASHIN Kirill	RUS
		3	58	SUI Xin	CHN
		4	101	OH Benjamin	USA
		5	79	BEIKMANIS Normans	LAT
46	6	1	74	HAN Seungsoo	KOR
		2	53	GAUTHIER Yoan	CAN
		3	73	YOKOYAMA Hiroki	JPN
		4	83	FILIPOWICZ Adam	POL

NOTE

The first and second placed skaters from each race and the four fastest third place skaters qualify for the quarterfinals.



Results

World Record	39.937	CELSKI J.R. (USA)	21 OCT 2012	Calgary (CAN)
Universiade Record	41.383	LEE Hyo Been (KOR)	19 DEC 2013	Trento (ITA)

Race Number	Race Order	Rank	Helmet Number	Name	Country Code	Result	Qual	Record
41	1	1	78	SEO Yira	KOR	41.622	Q	
		2	89	MIASNIKOV Dmitrii	RUS	41.734	Q	
		3	81	HOOGERWERF Dylan	NED	42.124	q	
		4	84	GRYCNER Rafal	POL	42.834		
42	2	1	56	MA Xing Guang	CHN	41.924	Q	
		2	92	STRELKOV Eduard	RUS	42.302	Q	
		3	82	VISSER Dennis	NED	42.313	q	
		4	65	MASSON Jeremy	FRA	42.909		
43	3	1	71	MURATAKE Hironobu	JPN	41.874	Q	
		2	80	BLOEMHOF Leon	NED	41.904	Q	
		3	67	COMPAGNONI Matteo	ITA	43.137		
		4	54	PREUDHOMME William Louis	CAN	DNF		
44	4	1	55	CHEN Guang	CHN	41.486	Q	
		2	50	BELANGER-MARCEAU Samuel	CAN	41.569	Q	
		3	70	IWASHITA Hijiri	JPN	41.626	q	
		4	62	BEAUCHAMP Paul	FRA	43.690		
45	5	1	77	PARK Seyeong	KOR	41.113	Q	UR
		2	58	SUI Xin	CHN	41.491	Q	
		3	90	SHASHIN Kirill	RUS	41.619	q	
		4	101	OH Benjamin	USA	43.954		
		5	79	BEIKMANIS Normans	LAT	45.012		
46	6	1	74	HAN Seungsoo	KOR	42.335	Q	
		2	73	YOKOYAMA Hiroki	JPN	42.493	Q	
		3	83	FILIPOWICZ Adam	POL	42.738		
		4	53	GAUTHIER Yoan	CAN	42.993		

NOTE

The first and second placed skaters from each race and the four fastest third place skaters qualify for the quarterfinals.

LEGEND

DNF Did Not Finish
Q Qualified

q Qualified as a fastest third place skater
Qual Qualification code



Start List

REVISED
11 FEB 19:09

World Record	39.937	CELSKI J.R. (USA)	21 OCT 2012	Calgary (CAN)
Universiade Record	41.383	LEE Hyo Been (KOR)	19 DEC 2013	Trento (ITA)

Race Number	Race Order	Start Position	Helmet Number	Name	Country Code
25	1	1	79	BEIKMANIS Normans	LAT
		2	83	FILIPOWICZ Adam	POL
		3	53	GAUTHIER Yoan	CAN
		4	64	MARTINEZ Yoann	FRA
26	2	1	84	GRYCNER Rafal	POL
		2	54	PREUDHOMME William Louis	CAN
		3	92	STRELKOV Eduard	RUS
		4	61	VALLVERDU IMBERNON Roger	ESP
27	3	1	80	BLOEMHOF Leon	NED
		2	77	PARK Seyeong	KOR
		3	67	COMPAGNONI Matteo	ITA
		4	95	SOKOLOV Mykyta	UKR
28	4	1	55	CHEN Guang	CHN
		2	50	BELANGER-MARCEAU Samuel	CAN
		3	100	MULLARKEY William	USA
		4	62	BEAUCHAMP Paul	FRA
29	5	1	58	SUI Xin	CHN
		2	101	OH Benjamin	USA
		3	94	MAK Matthew	SIN
		4	74	HAN Seungsoo	KOR
30	6	1	71	MURATAKE Hironobu	JPN
		2	90	SHASHIN Kirill	RUS
		3	60	MARTINEZ BLANCH Victor	ESP
		4	68	de LORENZIS Pietro	ITA
31	7	1	56	MA Xing Guang	CHN
		2	81	HOGERWERF Dylan	NED
		3	73	YOKOYAMA Hiroki	JPN
		4	97	OMELCHENKO Stanislav	UKR
32	8	1	96	KHMELIVSKYI Artem	UKR
		2	89	MIASNIKOV Dmitrii	RUS
		3	65	MASSON Jeremy	FRA
		4	102	QUINN Ian	USA
33	9	1	70	IWASHITA Hijiri	JPN
		2	82	VISSER Dennis	NED
		3	78	SEO Yira	KOR
		4	85	KAMIENSKI Wojciech	POL

NOTE
The first and second placed skaters from each race and the six fastest third place skaters qualify for the heats.

Correction to World Ranking information



Results

World Record	39.937	CELSKI J.R. (USA)	21 OCT 2012	Calgary (CAN)
Universiade Record	41.383	LEE Hyo Been (KOR)	19 DEC 2013	Trento (ITA)

Race Number	Race Order	Rank	Helmet Number	Name	Country Code	Result	Qual	Record
25	1	1	53	GAUTHIER Yoan	CAN	42.595	Q	
		2	83	FILIPOWICZ Adam	POL	42.756	Q	
		3	79	BEIKMANIS Normans	LAT	45.586	ADV	
		64	MARTINEZ Yoann	FRA	No Time			
26	2	1	92	STRELKOV Eduard	RUS	42.312	Q	
		2	54	PREUDHOMME William Louis	CAN	42.410	Q	
		3	84	GRYCNER Rafal	POL	42.900	q	
		4	61	VALLVERDU IMBERNON Roger	ESP	45.813		
27	3	1	77	PARK Seyeong	KOR	41.581	Q	
		2	80	BLOEMHOF Leon	NED	41.968	Q	
		3	67	COMPAGNONI Matteo	ITA	42.910	q	
		4	95	SOKOLOV Mykyta	UKR	44.973		
28	4	1	55	CHEN Guang	CHN	41.775	Q	
		2	50	BELANGER-MARCEAU Samuel	CAN	42.083	Q	
		3	62	BEAUCHAMP Paul	FRA	43.588	q	
		4	100	MULLARKEY William	USA	No Time		
29	5	1	74	HAN Seungsoo	KOR	42.043	Q	
		2	58	SUI Xin	CHN	42.240	Q	
		3	101	OH Benjamin	USA	43.853	q	
		4	94	MAK Matthew	SIN	48.785		
30	6	1	71	MURATAKE Hironobu	JPN	42.002	Q	
		2	90	SHASHIN Kirill	RUS	42.121	Q	
		3	68	de LORENZIS Pietro	ITA	44.393		
		4	60	MARTINEZ BLANCH Victor	ESP	46.027		
31	7	1	56	MA Xing Guang	CHN	42.436	Q	
		2	81	HOOGERWERF Dylan	NED	42.517	Q	
		3	73	YOKOYAMA Hiroki	JPN	42.720	q	
		4	97	OMELCHENKO Stanislav	UKR	45.308		
32	8	1	89	MIASNIKOV Dmitrii	RUS	42.616	Q	
		2	65	MASSON Jeremy	FRA	43.566	Q	
		3	96	KHMELIVSKYI Artem	UKR	44.833		
		4	102	QUINN Ian	USA	45.036		
33	9	1	78	SEO Yira	KOR	42.022	Q	
		2	70	IWASHITA Hijiri	JPN	42.308	Q	
		3	82	VISSER Dennis	NED	42.339	q	
		4	85	KAMIENSKI Wojciech	POL	43.057		

NOTE

The first and second placed skaters from each race and the six fastest third place skaters qualify for the heats.

LEGEND

ADV Advanced
Q Qualified

q Qualified as a fastest third place skater
Qual Qualification code



WINTER
UNIVERSIADE
GRANADA 2015



RESULT BOOK

SHORT TRACK

Men's 1000m



Medallists

Medal	Name	Ctry
GOLD	PARK Seyeong	KOR - Republic of Korea
SILVER	SEO Yira	KOR - Republic of Korea
BRONZE	CHEN Guang	CHN - People's Republic of China



Start List

World Record	1:23.007	KWAK Yoon-Gy (KOR)	21 OCT 2012	Calgary (CAN)
Universiade Record	1:25.079	UM Cheon-Ho (KOR)	20 DEC 2013	Trento (ITA)

Race Number	Race Order	Start Position	Helmet Number	Name	Country Code
103	B	1	72	SEKAI Minto	JPN
		2	50	BELANGER-MARCEAU Samuel	CAN
		3	69	IWASA Dan	JPN
		4	53	GAUTHIER Yoan	CAN
104	A	1	78	SEO Yira	KOR
		2	77	PARK Seyeong	KOR
		3	55	CHEN Guang	CHN
		4	71	MURATAKE Hironobu	JPN



Results

World Record	1:23.007	KWAK Yoon-Gy (KOR)	21 OCT 2012	Calgary (CAN)
Universiade Record	1:25.079	UM Cheon-Ho (KOR)	20 DEC 2013	Trento (ITA)

Race Number	Race Order	Rank	Helmet Number	Name	Country Code	Result	Record
103	B	1	53	GAUTHIER Yoan	CAN	1:34.704	
		2	72	SEKAI Minto	JPN	1:35.013	
		3	50	BELANGER-MARCEAU Samuel	CAN	1:35.167	
		4	69	IWASA Dan	JPN	1:35.304	
104	A	1	77	PARK Seyeong	KOR	1:25.907	
		2	78	SEO Yira	KOR	1:26.000	
		3	55	CHEN Guang	CHN	1:26.171	
		4	71	MURATAKE Hironobu	JPN	1:26.335	



Start List

World Record	1:23.007	KWAK Yoon-Gy (KOR)	21 OCT 2012	Calgary (CAN)
Universiade Record	1:25.079	UM Cheon-Ho (KOR)	20 DEC 2013	Trento (ITA)

Race Number	Race Order	Start Position	Helmet Number	Name	Country Code
99	1	1	71	MURATAKE Hironobu	JPN
		2	55	CHEN Guang	CHN
		3	50	BELANGER-MARCEAU Samuel	CAN
		4	69	IWASA Dan	JPN
100	2	1	78	SEO Yira	KOR
		2	72	SEKAI Minto	JPN
		3	77	PARK Seyeong	KOR
		4	53	GAUTHIER Yoan	CAN

NOTE
The first and second placed skaters from each race qualify for Final A, the third and fourth placed skaters from each race qualify for Final B.



Results

World Record	1:23.007	KWAK Yoon-Gy (KOR)	21 OCT 2012	Calgary (CAN)
Universiade Record	1:25.079	UM Cheon-Ho (KOR)	20 DEC 2013	Trento (ITA)

Race Number	Race Order	Rank	Helmet Number	Name	Country Code	Result	Qual	Record
99	1	1	55	CHEN Guang	CHN	1:32.954	QA	
		2	71	MURATAKE Hironobu	JPN	1:33.271	QA	
		3	50	BELANGER-MARCEAU Samuel	CAN	1:33.290	QB	
		4	69	IWASA Dan	JPN	No Time	QB	
100	2	1	78	SEO Yira	KOR	1:29.274	QA	
		2	77	PARK Seyeong	KOR	1:29.296	QA	
		3	72	SEKAI Minto	JPN	1:29.490	QB	
		4	53	GAUTHIER Yoan	CAN	No Time	QB	

NOTE

The first and second placed skaters from each race qualify for Final A, the third and fourth placed skaters from each race qualify for Final B.

LEGEND

QA Qualified for final A

QB Qualified for final B

Qual Qualification code



Start List

World Record	1:23.007	KWAK Yoon-Gy (KOR)	21 OCT 2012	Calgary (CAN)
Universiade Record	1:25.079	UM Cheon-Ho (KOR)	20 DEC 2013	Trento (ITA)

Race Number	Race Order	Start Position	Helmet Number	Name	Country Code
93	1	1	77	PARK Seyeong	KOR
		2	65	MASSON Jeremy	FRA
		3	90	SHASHIN Kirill	RUS
		4	50	BELANGER-MARCEAU Samuel	CAN
94	2	1	89	MIASNIKOV Dmitrii	RUS
		2	53	GAUTHIER Yoan	CAN
		3	69	IWASA Dan	JPN
		4	81	HOOGERWERF Dylan	NED
95	3	1	78	SEO Yira	KOR
		2	82	VISSER Dennis	NED
		3	72	SEKAI Minto	JPN
		4	59	XU Fu	CHN
96	4	1	99	CALLISTER Adam	USA
		2	71	MURATAKE Hironobu	JPN
		3	55	CHEN Guang	CHN
		4	93	ZAKHAROV Timur	RUS

NOTE

The first and second placed skaters from each race qualify for the semifinals.



Results

World Record	1:23.007	KWAK Yoon-Gy (KOR)	21 OCT 2012	Calgary (CAN)
Universiade Record	1:25.079	UM Cheon-Ho (KOR)	20 DEC 2013	Trento (ITA)

Race Number	Race Order	Rank	Helmet Number	Name	Country Code	Result	Qual	Record
93	1	1	77	PARK Seyeong	KOR	1:32.999	Q	
		2	50	BELANGER-MARCEAU Samuel	CAN	1:33.111	Q	
		3	65	MASSON Jeremy	FRA	1:33.676		
		4	90	SHASHIN Kirill	RUS	No Time		
94	2	1	69	IWASA Dan	JPN	1:34.628	Q	
		2	53	GAUTHIER Yoan	CAN	1:34.672	Q	
		3	89	MIASNIKOV Dmitrii	RUS	1:34.787		
		4	81	HOOGERWERF Dylan	NED	1:35.064		
95	3	1	78	SEO Yira	KOR	1:29.607	Q	
		2	72	SEKAI Minto	JPN	1:30.445	Q	
		3	82	VISSER Dennis	NED	No Time		
		4	59	XU Fu	CHN	No Time		
96	4	1	71	MURATAKE Hironobu	JPN	1:32.310	Q	
		2	55	CHEN Guang	CHN	1:32.453	Q	
		3	99	CALLISTER Adam	USA	1:32.728		
		4	93	ZAKHAROV Timur	RUS	1:32.966		

NOTE

The first and second placed skaters from each race qualify for the semifinals.

LEGEND

Q Qualified

Qual Qualification code



Start List

World Record	1:23.007	KWAK Yoon-Gy (KOR)	21 OCT 2012	Calgary (CAN)
Universiade Record	1:25.079	UM Cheon-Ho (KOR)	20 DEC 2013	Trento (ITA)

Race Number	Race Order	Start Position	Helmet Number	Name	Country Code
83	1	1	55	CHEN Guang	CHN
		2	50	BELANGER-MARCEAU Samuel	CAN
		3	64	MARTINEZ Yoann	FRA
		4	81	HOOGERWERF Dylan	NED
		5	104	YOO Jae Jae	USA
84	2	1	66	NAVARRO Tristan	FRA
		2	59	XU Fu	CHN
		3	74	HAN Seungsoo	KOR
		4	72	SEKAI Minto	JPN
85	3	1	93	ZAKHAROV Timur	RUS
		2	69	IWASA Dan	JPN
		3	87	KRASNICKI Wojciech	POL
		4	80	BLOEMHOF Leon	NED
86	4	1	53	GAUTHIER Yoan	CAN
		2	78	SEO Yira	KOR
		3	82	VISSER Dennis	NED
		4	61	VALLVERDU IMBERNON Roger	ESP
		5	68	de LORENZIS Pietro	ITA
87	5	1	65	MASSON Jeremy	FRA
		2	56	MA Xing Guang	CHN
		3	77	PARK Seyeong	KOR
		4	89	MIASNIKOV Dmitrii	RUS
88	6	1	99	CALLISTER Adam	USA
		2	71	MURATAKE Hironobu	JPN
		3	83	FILIPOWICZ Adam	POL
		4	90	SHASHIN Kirill	RUS

NOTE

The first and second placed skaters from each race and the four fastest third place skaters qualify for the quarterfinals.



Results

World Record	1:23.007	KWAK Yoon-Gy (KOR)	21 OCT 2012	Calgary (CAN)
Universiade Record	1:25.079	UM Cheon-Ho (KOR)	20 DEC 2013	Trento (ITA)

Race Number	Race Order	Rank	Helmet Number	Name	Country Code	Result	Qual	Record
83	1	1	55	CHEN Guang	CHN	1:32.962	Q	
		2	50	BELANGER-MARCEAU Samuel	CAN	1:33.203	Q	
		3	81	HOOGERWERF Dylan	NED	1:33.427	q	
		4	64	MARTINEZ Yoann	FRA	1:33.577		
		5	104	YOO Jae Jae	USA	1:34.441		
84	2	1	72	SEKAI Minto	JPN	1:36.587	Q	
		2	59	XU Fu	CHN	1:36.664	Q	
			66	NAVARRO Tristan	FRA	DNF		
			74	HAN Seungsoo	KOR	PEN		
85	3	1	69	IWASA Dan	JPN	1:32.182	Q	
		2	93	ZAKHAROV Timur	RUS	1:33.119	Q	
		3	87	KRASNICKI Wojciech	POL	1:33.845		
			80	BLOEMHOF Leon	NED	PEN		
86	4	1	78	SEO Yira	KOR	1:29.423	Q	
		2	53	GAUTHIER Yoan	CAN	1:29.478	Q	
		3	82	VISSER Dennis	NED	1:29.943	q	
		4	68	de LORENZIS Pietro	ITA	1:32.998		
		5	61	VALLVERDU IMBERNON Roger	ESP	1:36.865		
87	5	1	77	PARK Seyeong	KOR	1:28.451	Q	
		2	89	MIASNIKOV Dmitrii	RUS	1:28.999	Q	
		3	65	MASSON Jeremy	FRA	1:29.089	q	
			56	MA Xing Guang	CHN	PEN		
88	6	1	90	SHASHIN Kirill	RUS	1:30.992	Q	
		2	99	CALLISTER Adam	USA	1:31.076	Q	
		3	71	MURATAKE Hironobu	JPN	1:31.151	q	
		4	83	FILIPOWICZ Adam	POL	1:32.004		

NOTE

The first and second placed skaters from each race and the four fastest third place skaters qualify for the quarterfinals.

LEGEND

DNF Did Not Finish
q Qualified as a fastest third place skater
Qual Qualification code

PEN Penalty
Q Qualified



Start List

REVISED
12 FEB 11:44

World Record	1:23.007	KWAK Yoon-Gy (KOR)	21 OCT 2012	Calgary (CAN)
Universiade Record	1:25.079	UM Cheon-Ho (KOR)	20 DEC 2013	Trento (ITA)

Race Number	Race Order	Start Position	Helmet Number	Name	Country Code
67	1	1	69	IWASA Dan	JPN
		2	50	BELANGER-MARCEAU Samuel	CAN
		3	65	MASSON Jeremy	FRA
		4	84	GRYCNER Rafal	POL
68	2	1	71	MURATAKE Hironobu	JPN
		2	96	KHMELIVSKYI Artem	UKR
		3	82	VISSER Dennis	NED
		4	56	MA Xing Guang	CHN
69	3	1	53	GAUTHIER Yoan	CAN
		2	93	ZAKHAROV Timur	RUS
		3	60	MARTINEZ BLANCH Victor	ESP
		4	59	XU Fu	CHN
70	4	1	77	PARK Seyeong	KOR
		2	89	MIASNIKOV Dmitrii	RUS
		3	67	COMPAGNONI Matteo	ITA
		4	104	YOO Jae Jae	USA
71	5	1	99	CALLISTER Adam	USA
		2	87	KRASNICKI Wojciech	POL
		3	78	SEO Yira	KOR
		4	97	OMELCHENKO Stanislav	UKR
72	6	1	72	SEKAI Minto	JPN
		2	95	SOKOLOV Mykyta	UKR
		3	100	MULLARKEY William	USA
		4	80	BLOEMHOF Leon	NED
73	7	1	83	FILIPOWICZ Adam	POL
		2	66	NAVARRO Tristan	FRA
		3	61	VALLVERDU IMBERNON Roger	ESP
		4	94	MAK Matthew	SIN
74	8	1	64	MARTINEZ Yoann	FRA
		2	55	CHEN Guang	CHN
		3	52	DION Pascal	CAN
		4	68	de LORENZIS Pietro	ITA
75	9	1	81	HOOGERWERF Dylan	NED
		2	79	BEIKMANIS Normans	LAT
		3	74	HAN Seungsoo	KOR
		4	90	SHASHIN Kirill	RUS

NOTE

The first and second placed skaters from each race and the six fastest third place skaters qualify for the heats.

Correction to World Ranking information



Results

World Record	1:23.007	KWAK Yoon-Gy (KOR)	21 OCT 2012	Calgary (CAN)
Universiade Record	1:25.079	UM Cheon-Ho (KOR)	20 DEC 2013	Trento (ITA)

Race Number	Race Order	Rank	Helmet Number	Name	Country Code	Result	Qual	Record
67	1	1	69	IWASA Dan	JPN	1:28.417	Q	
		2	50	BELANGER-MARCEAU Samuel	CAN	1:28.606	Q	
		3	65	MASSON Jeremy	FRA	1:28.829	q	
		4	84	GRYCNER Rafal	POL	1:29.195		
68	2	1	56	MA Xing Guang	CHN	1:29.445	Q	
		2	82	VISSER Dennis	NED	1:29.531	Q	
		3	71	MURATAKE Hironobu	JPN	1:29.695	q	
		4	96	KHMELIVSKYI Artem	UKR	1:33.593		
69	3	1	53	GAUTHIER Yoan	CAN	1:27.977	Q	
		2	93	ZAKHAROV Timur	RUS	1:28.153	Q	
		3	59	XU Fu	CHN	1:28.290	q	
		4	60	MARTINEZ BLANCH Victor	ESP	1:35.037		
70	4	1	77	PARK Seyeong	KOR	1:32.927	Q	
		2	89	MIASNIKOV Dmitrii	RUS	1:33.171	Q	
		3	104	YOO Jae Jae	USA	1:34.705	ADV	
		67	COMPAGNONI Matteo	ITA	PEN			
71	5	1	99	CALLISTER Adam	USA	1:28.632	Q	
		2	78	SEO Yira	KOR	1:28.654	Q	
		3	87	KRASNICKI Wojciech	POL	1:29.017	q	
		4	97	OMELCHENKO Stanislav	UKR	1:32.943		
72	6	1	72	SEKAI Minto	JPN	1:31.833	Q	
		2	80	BLOEMHOF Leon	NED	1:31.972	Q	
		3	100	MULLARKEY William	USA	1:32.791		
		4	95	SOKOLOV Mykyta	UKR	1:34.297		
73	7	1	83	FILIPOWICZ Adam	POL	No Time	Q	
		2	66	NAVARRO Tristan	FRA	No Time	Q	
		3	61	VALLVERDU IMBERNON Roger	ESP	No Time	ADV	
		4	94	MAK Matthew	SIN	No Time		
74	8	1	55	CHEN Guang	CHN	1:27.930	Q	
		2	64	MARTINEZ Yoann	FRA	1:29.088	Q	
		3	68	de LORENZIS Pietro	ITA	1:30.734	q	
		4	52	DION Pascal	CAN	No Time		
75	9	1	74	HAN Seungsoo	KOR	1:29.925	Q	
		2	90	SHASHIN Kirill	RUS	1:30.118	Q	
		3	81	HOOGERWERF Dylan	NED	1:31.425	q	
		4	79	BEIKMANIS Normans	LAT	1:34.951		

NOTE

The first and second placed skaters from each race and the six fastest third place skaters qualify for the heats.

LEGEND

ADV Advanced
q Qualified as a fastest third place skater
Qual Qualification code

PEN Penalty
Q Qualified



WINTER
UNIVERSIADE
GRANADA 2015



RESULT BOOK

SHORT TRACK

Men's 1500m



Medallists

Medal	Name	Ctry
GOLD	PARK Seyeong	KOR - Republic of Korea
SILVER	HAN Seungsoo	KOR - Republic of Korea
BRONZE	CHEN Guang	CHN - People's Republic of China



Start List

World Record	2:09.041	NOH Jinkyu (KOR)	10 DEC 2011	Shanghai (CHN)
Universiade Record	2:16.052	UM Cheon-Ho (KOR)	18 DEC 2013	Trento (ITA)

Race Number	Race Order	Start Position	Helmet Number	Name	Country Code
20	B	1	73	YOKOYAMA Hiroki	JPN
		2	72	SEKAI Minto	JPN
		3	92	STRELKOV Eduard	RUS
		4	81	HOOGERWERF Dylan	NED
		5	103	TRAN Aaron	USA
		6	91	SHUBEKIN Alexander	RUS
21	A	1	77	PARK Seyeong	KOR
		2	78	SEO Yira	KOR
		3	99	CALLISTER Adam	USA
		4	52	DION Pascal	CAN
		5	74	HAN Seungsoo	KOR
		6	55	CHEN Guang	CHN



WED 11 FEB 2015

Start Time: 16:07

Results

World Record	2:09.041	NOH Jinkyu (KOR)	10 DEC 2011	Shanghai (CHN)
Universiade Record	2:16.052	UM Cheon-Ho (KOR)	18 DEC 2013	Trento (ITA)

Race Number	Race Order	Rank	Helmet Number	Name	Country Code	Result	Record
20	B	1	73	YOKOYAMA Hiroki	JPN	2:25.950	
		2	72	SEKAI Minto	JPN	2:26.345	
		3	92	STRELKOV Eduard	RUS	2:26.454	
		4	81	HOOGERWERF Dylan	NED	2:26.629	
		5	91	SHUBEKIN Alexander	RUS	2:27.919	
		6	103	TRAN Aaron	USA	2:29.915	
21	A	1	77	PARK Seyeong	KOR	2:32.511	
		2	74	HAN Seungsoo	KOR	2:32.798	
		3	55	CHEN Guang	CHN	2:33.509	
		4	52	DION Pascal	CAN	2:33.550	
		5	78	SEO Yira	KOR	2:33.578	
		6	99	CALLISTER Adam	USA	2:33.750	



Start List

World Record	2:09.041	NOH Jinkyu (KOR)	10 DEC 2011	Shanghai (CHN)
Universiade Record	2:16.052	UM Cheon-Ho (KOR)	18 DEC 2013	Trento (ITA)

Race Number	Race Order	Start Position	Helmet Number	Name	Country Code
15	1	1	77	PARK Seyeong	KOR
		2	51	BLAIS Cedrik	CAN
		3	72	SEKAI Minto	JPN
		4	73	YOKOYAMA Hiroki	JPN
		5	78	SEO Yira	KOR
		6	59	XU Fu	CHN
		7	70	IWASHITA Hijiri	JPN
16	2	1	74	HAN Seungsoo	KOR
		2	87	KRASNICKI Wojciech	POL
		3	103	TRAN Aaron	USA
		4	55	CHEN Guang	CHN
		5	91	SHUBEKIN Alexander	RUS
		6	63	MELINE Thomas	FRA
17	3	1	93	ZAKHAROV Timur	RUS
		2	52	DION Pascal	CAN
		3	81	HOGERWERF Dylan	NED
		4	99	CALLISTER Adam	USA
		5	54	PREUDHOMME William Louis	CAN
		6	92	STRELKOV Eduard	RUS
		7	66	NAVARRO Tristan	FRA

NOTE

The first and second placed skaters from each race qualify for Final A, the third and fourth placed skaters from each race qualify for Final B.



Results

World Record	2:09.041	NOH Jinkyu (KOR)	10 DEC 2011	Shanghai (CHN)
Universiade Record	2:16.052	UM Cheon-Ho (KOR)	18 DEC 2013	Trento (ITA)

Race Number	Race Order	Rank	Helmet Number	Name	Country Code	Result	Qual	Record
15	1	1	77	PARK Seyeong	KOR	2:26.432	QA	
		2	78	SEO Yira	KOR	2:26.579	QA	
		3	73	YOKOYAMA Hiroki	JPN	2:27.075	QB	
		4	72	SEKAI Minto	JPN	2:27.320	QB	
		5	59	XU Fu	CHN	2:27.442		
		6	51	BLAIS Cedrik	CAN	2:27.836		
		7	70	IWASHITA Hijiri	JPN	No Time		
16	2	1	74	HAN Seungsoo	KOR	2:39.564	QA	
		2	55	CHEN Guang	CHN	2:39.734	QA	
		3	103	TRAN Aaron	USA	2:40.612	QB	
		4	91	SHUBEKIN Alexander	RUS	2:40.695	QB	
		5	63	MELINE Thomas	FRA	2:40.776		
		6	87	KRASNICKI Wojciech	POL	2:40.923		
17	3	1	99	CALLISTER Adam	USA	2:30.957	QA	
		2	52	DION Pascal	CAN	2:31.027	QA	
		3	92	STRELKOV Eduard	RUS	2:31.392	QB	
		4	81	HOGERWERF Dylan	NED	2:31.758	QB	
		5	66	NAVARRO Tristan	FRA	2:32.642		
		6	93	ZAKHAROV Timur	RUS	No Time		
		7	54	PREUDHOMME William Louis	CAN	No Time		

NOTE

The first and second placed skaters from each race qualify for Final A, the third and fourth placed skaters from each race qualify for Final B.

LEGEND

QA Qualified for final A

QB Qualified for final B

Qual Qualification code



Start List

REVISED
11 FEB 12:18

World Record	2:09.041	NOH Jinkyu (KOR)	10 DEC 2011	Shanghai (CHN)
Universiade Record	2:16.052	UM Cheon-Ho (KOR)	18 DEC 2013	Trento (ITA)

Race Number	Race Order	Start Position	Helmet Number	Name	Country Code
6	1	1	104	YOO Jae Jae	USA
		2	55	CHEN Guang	CHN
		3	91	SHUBEKIN Alexander	RUS
		4	73	YOKOYAMA Hiroki	JPN
		5	95	SOKOLOV Mykyta	UKR
		6	63	MELINE Thomas	FRA
7	2	1	51	BLAIS Cedrik	CAN
		2	72	SEKAI Minto	JPN
		3	77	PARK Seyeong	KOR
		4	67	COMPAGNONI Matteo	ITA
		5	96	KHMELIVSKYI Artem	UKR
		6	82	VISSER Dennis	NED
8	3	1	68	de LORENZIS Pietro	ITA
		2	103	TRAN Aaron	USA
		3	74	HAN Seungsoo	KOR
		4	87	KRASNICKI Wojciech	POL
		5	66	NAVARRO Tristan	FRA
		6	60	MARTINEZ BLANCH Victor	ESP
9	4	1	85	KAMIENSKI Wojciech	POL
		2	93	ZAKHAROV Timur	RUS
		3	81	HOOGERWERF Dylan	NED
		4	79	BEIKMANIS Normans	LAT
		5	97	OMELCHENKO Stanislav	UKR
		6	52	DION Pascal	CAN
10	5	1	78	SEO Yira	KOR
		2	59	XU Fu	CHN
		3	86	KLOSINSKI Michal	POL
		4	61	VALLVERDU IMBERNON Roger	ESP
		5	62	BEAUCHAMP Paul	FRA
		6	70	IWASHITA Hijiri	JPN
11	6	1	99	CALLISTER Adam	USA
		2	54	PREUDHOMME William Louis	CAN
		3	80	BLOEMHOF Leon	NED
		4	56	MA Xing Guang	CHN
		5	94	MAK Matthew	SIN
		6	92	STRELKOV Eduard	RUS

NOTE
The first, second and third placed skaters from each race qualify for the semifinals.

Correction to World Ranking information



Results

World Record	2:09.041	NOH Jinkyu (KOR)	10 DEC 2011	Shanghai (CHN)
Universiade Record	2:16.052	UM Cheon-Ho (KOR)	18 DEC 2013	Trento (ITA)

Race Number	Race Order	Rank	Helmet Number	Name	Country Code	Result	Qual	Record
6	1	1	55	CHEN Guang	CHN	2:34.645	Q	
		2	91	SHUBEKIN Alexander	RUS	2:35.238	Q	
		3	63	MELINE Thomas	FRA	2:35.368	Q	
		4	104	YOO Jae Jae	USA	2:36.059		
		5	73	YOKOYAMA Hiroki	JPN	2:50.783	ADV	
7	2		95	SOKOLOV Mykyta	UKR	PEN		
		1	77	PARK Seyeong	KOR	2:18.976	Q	
		2	51	BLAIS Cedrik	CAN	2:19.550	Q	
		3	72	SEKAI Minto	JPN	2:19.938	Q	
		4	67	COMPAGNONI Matteo	ITA	2:21.172		
8	3	5	96	KHMELIVSKYI Artem	UKR	2:26.091		
			82	VISSER Dennis	NED	PEN		
		1	74	HAN Seungsoo	KOR	2:32.006	Q	
		2	87	KRASNICKI Wojciech	POL	2:32.931	Q	
		3	103	TRAN Aaron	USA	2:33.059	Q	
9	4	4	60	MARTINEZ BLANCH Victor	ESP	2:39.750		
		5	66	NAVARRO Tristan	FRA	2:55.598	ADV	
			68	de LORENZIS Pietro	ITA	PEN		
		1	93	ZAKHAROV Timur	RUS	2:30.152	Q	
		2	52	DION Pascal	CAN	2:30.296	Q	
10	5	3	81	HOOGERWERF Dylan	NED	2:30.908	Q	
		4	85	KAMIENSKI Wojciech	POL	2:31.371		
		5	97	OMELCHENKO Stanislav	UKR	2:35.013		
		6	79	BEIKMANIS Normans	LAT	2:38.844		
		1	78	SEO Yira	KOR	3:01.193	Q	
		2	59	XU Fu	CHN	3:01.298	Q	
11	6	3	70	IWASHITA Hijiri	JPN	3:01.388	Q	
		4	62	BEAUCHAMP Paul	FRA	3:01.442		
		5	86	KLOSINSKI Michal	POL	3:04.965		
		6	61	VALLVERDU IMBERNON Roger	ESP	3:06.407		
		1	99	CALLISTER Adam	USA	2:41.513	Q	
		2	54	PREUDHOMME William Louis	CAN	2:41.634	Q	
	92	STRELKOV Eduard	RUS	2:41.682	Q			
	56	MA Xing Guang	CHN	2:41.699				
	80	BLOEMHOF Leon	NED	2:41.919				
	94	MAK Matthew	SIN	No Time				

NOTE

The first, second and third placed skaters from each race qualify for the semifinals.

LEGEND

ADV Advanced **PEN** Penalty **Q** Qualified **Qual** Qualification code



WINTER
UNIVERSIADE
GRANADA 2015



RESULT BOOK

SHORT TRACK

Men's 5000m Relay



Medallists

Medal	Ctry	Name
GOLD	CHN - People's Republic of China	CHEN Guang MA Xing Guang SUI Xin XU Fu
SILVER	RUS - Russia	MIASNIKOV Dmitrii SHASHIN Kirill STRELKOV Eduard ZAKHAROV Timur
BRONZE	FRA - France	BEAUCHAMP Paul MARTINEZ Yoann MASSON Jeremy MELINE Thomas NAVARRO Tristan



Start List

World Record	6:30.958	CAN - Canada	19 OCT 2012	Calgary (CAN)
Universiade Record	6:40.748	KOR - Republic of Korea	20 DEC 2013	Trento (ITA)

Race Number	Race Order	Start Position	Team
107	B	1	KOR - Republic Of Korea
		2	CAN - Canada
		3	USA - United States Of America
		4	POL - Poland
108	A	1	CHN - People's Republic Of China
		2	JPN - Japan
		3	RUS - Russian Federation
		4	FRA - France

NOTE

The start list with the participating skaters will be available fifteen (15) minutes before the start.



Start List - Relay Participants

World Record	6:30.958	CAN - Canada	19 OCT 2012	Calgary (CAN)
Universiade Record	6:40.748	KOR - Republic of Korea	20 DEC 2013	Trento (ITA)

Race Number	Race Order	Start Position	Team	
107	B	1	KOR - Republic of Korea	
			74 HAN Seungsoo	
			76 LEE Hyobeen	
			77 PARK Seyeong	
			78 SEO Yira	
			2	CAN - Canada
				50 BELANGER-MARCEAU Samuel
				51 BLAIS Cedrik
				53 GAUTHIER Yoan
			3	USA - United States of America
				99 CALLISTER Adam
				100 MULLARKEY William
				103 TRAN Aaron
			4	POL - Poland
				83 FILIPOWICZ Adam
				85 KAMIENSKI Wojciech
86 KLOSINSKI Michal				
108	A	1	CHN - People's Republic of China	
			55 CHEN Guang	
			56 MA Xing Guang	
			58 SUI Xin	
			59 XU Fu	
			2	JPN - Japan
				69 IWASA Dan
				71 MURATAKE Hironobu
				72 SEKAI Minto
			3	RUS - Russian Federation
				89 MIASNIKOV Dmitrii
				90 SHASHIN Kirill
				92 STRELKOV Eduard
			4	FRA - France
				63 MELINE Thomas
				64 MARTINEZ Yoann
65 MASSON Jeremy				
66	NAVARRO Tristan			



Results

World Record	6:30.958	CAN - Canada	19 OCT 2012	Calgary (CAN)
Universiade Record	6:40.748	KOR - Republic of Korea	20 DEC 2013	Trento (ITA)

Race Number	Race Order	Rank	Team	Result	Record										
107	B	1	KOR - Republic of Korea	6:39.442	UR										
			74 HAN Seungsoo												
			76 LEE Hyobeen												
			77 PARK Seyeong												
			78 SEO Yira												
			2			CAN - Canada	2	CAN - Canada	6:50.310						
								50 BELANGER-MARCEAU Samuel							
								51 BLAIS Cedrik							
								53 GAUTHIER Yoan							
								54 PREUDHOMME William Louis							
								3			POL - Poland	3	POL - Poland	No Time	
													83 FILIPOWICZ Adam		
													85 KAMIENSKI Wojciech		
													86 KLOSINSKI Michal		
87 KRASNICKI Wojciech															
USA - United States of America	PEN			USA - United States of America	PEN										
				99 CALLISTER Adam											
				100 MULLARKEY William											
				103 TRAN Aaron											
			104 YOO Jae Jae												
			108	A		1	CHN - People's Republic of China		7:11.252						
							55 CHEN Guang								
							56 MA Xing Guang								
							58 SUI Xin								
							59 XU Fu								
							2	RUS - Russian Federation			2	RUS - Russian Federation		7:11.623	
												89 MIASNIKOV Dmitrii			
												90 SHASHIN Kirill			
												92 STRELKOV Eduard			
93 ZAKHAROV Timur															
3	FRA - France	3			FRA - France							7:11.745			
					63 MELINE Thomas										
					64 MARTINEZ Yoann										
					65 MASSON Jeremy										
					66 NAVARRO Tristan										
					4										
			69 IWASA Dan												
			71 MURATAKE Hironobu												
			72 SEKAI Minto												
			73 YOKOYAMA Hiroki												

LEGEND
PEN Penalty



Start List

World Record	6:30.958	CAN - Canada	19 OCT 2012	Calgary (CAN)
Universiade Record	6:40.748	KOR - Republic of Korea	20 DEC 2013	Trento (ITA)

Race Number	Race Order	Start Position	Team
65	1	1	POL - Poland
		2	CHN - People's Republic Of China
		3	KOR - Republic Of Korea
		4	JPN - Japan
66	2	1	USA - United States Of America
		2	CAN - Canada
		3	RUS - Russian Federation
		4	FRA - France

NOTE

The first and second placed teams from each race qualify for Final A, and the third and fourth placed teams from each race qualify for Final B. The start list with the participating skaters will be available fifteen (15) minutes before the start.



Start List - Relay Participants

World Record	6:30.958	CAN - Canada	19 OCT 2012	Calgary (CAN)
Universiade Record	6:40.748	KOR - Republic of Korea	20 DEC 2013	Trento (ITA)

Race Number	Race Order	Start Position	Team	
65	1	1	POL - Poland	
			83 FILIPOWICZ Adam	
			84 GRYCNER Rafal	
			85 KAMIENSKI Wojciech	
			87 KRASNICKI Wojciech	
			2	CHN - People's Republic of China
				55 CHEN Guang
				56 MA Xing Guang
				58 SUI Xin
			3	KOR - Republic of Korea
				74 HAN Seungsoo
				75 KIM Joonchun
				76 LEE Hyobeen
			4	JPN - Japan
				70 IWASHITA Hijiri
				71 MURATAKE Hironobu
72 SEKAI Minto				
66	2	1	USA - United States of America	
			99 CALLISTER Adam	
			101 OH Benjamin	
			103 TRAN Aaron	
			104 YOO Jae Jae	
			2	CAN - Canada
				50 BELANGER-MARCEAU Samuel
				52 DION Pascal
				53 GAUTHIER Yoan
			3	RUS - Russian Federation
				89 MIASNIKOV Dmitrii
				90 SHASHIN Kirill
				92 STRELKOV Eduard
			4	FRA - France
				63 MELINE Thomas
				64 MARTINEZ Yoann
65 MASSON Jeremy				
66	2	1	USA - United States of America	
			99 CALLISTER Adam	
			101 OH Benjamin	
			103 TRAN Aaron	
2	CAN - Canada			
	50 BELANGER-MARCEAU Samuel			
	52 DION Pascal			
	53 GAUTHIER Yoan			
3	RUS - Russian Federation			
	89 MIASNIKOV Dmitrii			
	90 SHASHIN Kirill			
	92 STRELKOV Eduard			
4	FRA - France			
	63 MELINE Thomas			
	64 MARTINEZ Yoann			
	65 MASSON Jeremy			
66	2	1	USA - United States of America	
			99 CALLISTER Adam	
			101 OH Benjamin	
			103 TRAN Aaron	
2	CAN - Canada			
	50 BELANGER-MARCEAU Samuel			
	52 DION Pascal			
	53 GAUTHIER Yoan			
3	RUS - Russian Federation			
	89 MIASNIKOV Dmitrii			
	90 SHASHIN Kirill			
	92 STRELKOV Eduard			
4	FRA - France			
	63 MELINE Thomas			
	64 MARTINEZ Yoann			
	65 MASSON Jeremy			
66	2	1	USA - United States of America	
			99 CALLISTER Adam	
			101 OH Benjamin	
			103 TRAN Aaron	
2	CAN - Canada			
	50 BELANGER-MARCEAU Samuel			
	52 DION Pascal			
	53 GAUTHIER Yoan			
3	RUS - Russian Federation			
	89 MIASNIKOV Dmitrii			
	90 SHASHIN Kirill			
	92 STRELKOV Eduard			
4	FRA - France			
	63 MELINE Thomas			
	64 MARTINEZ Yoann			
	65 MASSON Jeremy			

NOTE

The first and second placed teams from each race qualify for Final A, and the third and fourth placed teams from each race qualify for Final B.



Results

World Record	6:30.958	CAN - Canada	19 OCT 2012	Calgary (CAN)
Universiade Record	6:40.748	KOR - Republic of Korea	20 DEC 2013	Trento (ITA)

Race Number	Race Order	Rank	Team	Result	Qual	Record
65	1	1	CHN - People's Republic of China	6:57.359	QA	
		55	CHEN Guang			
		56	MA Xing Guang			
		58	SUI Xin			
		59	XU Fu			
		2	JPN - Japan	6:57.840	QA	
		70	IWASHITA Hijiri			
		71	MURATAKE Hironobu			
		72	SEKAI Minto			
		3	KOR - Republic of Korea	6:57.857	QB	
		74	HAN Seungsoo			
		75	KIM Joonchun			
		76	LEE Hyobeen			
		4	POL - Poland	7:03.991	QB	
		83	FILIPOWICZ Adam			
		84	GRYCNER Rafal			
85	KAMIENSKI Wojciech					
87	KRASNICKI Wojciech					
66	2	1	RUS - Russian Federation	6:59.827	QA	
		89	MIASNIKOV Dmitrii			
		90	SHASHIN Kirill			
		92	STRELKOV Eduard			
		93	ZAKHAROV Timur			
		2	FRA - France	6:59.969	QA	
		63	MELINE Thomas			
		64	MARTINEZ Yoann			
		65	MASSON Jeremy			
		3	CAN - Canada	7:00.174	QB	
		50	BELANGER-MARCEAU Samuel			
		52	DION Pascal			
		53	GAUTHIER Yoan			
		4	USA - United States of America	7:03.420	QB	
		99	CALLISTER Adam			
		101	OH Benjamin			
103	TRAN Aaron					
			104	YOO Jae Jae		

NOTE

The first and second placed teams from each race qualify for Final A, and the third and fourth placed teams from each race qualify for Final B.

LEGEND


QA Qualified for final A

QB Qualified for final B

Qual Qualification code



WINTER
UNIVERSIADE
ŠTRBSKÉ PLESO/OSRBLIE
NORDIC SKIING & BIATHLON
2015



RESULT BOOK
SKI JUMPING

11	Ski Jumping	1457
11.1	Table of Contents	1458
11.2	Training, Qualification and Competition Schedule	1460
11.3	Number of Entries by Country	1461
11.4	Medallists by Event	1462
11.5	Medal Standings	1463
11.6	Ladies' Normal Hill Individual	1464
11.6.1	Medallists	1465
11.6.2	Competition	1466
11.6.2.1	Ladies' Normal Hill Individual Competition Trial Round	1466
11.6.2.1.1	Result List	1466
11.6.2.2	Ladies' Normal Hill Individual Competition 1st Round	1467
11.6.2.2.1	Start List	1467
11.6.2.3	Ladies' Normal Hill Individual Competition Final Round	1468
11.6.2.3.1	Start List	1468
11.6.2.3.2	Final Results	1469
11.6.3	Official Training	1470
11.6.3.1	Ladies' Normal Hill Individual Official Training 1	1470
11.6.3.1.1	Result List	1470
11.6.3.2	Ladies' Normal Hill Individual Official Training 2	1471
11.6.3.2.1	Result List	1471
11.6.3.3	Ladies' Normal Hill Individual Official Training 3	1472
11.6.3.3.1	Result List	1472
11.7	Ladies' Team	1473
11.7.1	Medallists	1474
11.7.2	Competition	1475
11.7.2.1	Ladies' Team Competition Trial Round	1475
11.7.2.1.1	Result List	1475
11.7.2.2	Ladies' Team Competition 1st Round	1476
11.7.2.2.1	Start List	1476
11.7.2.3	Ladies' Team Competition Final Round	1477
11.7.2.3.1	Start List	1477
11.7.2.3.2	Final Results	1478
11.8	Men's Normal Hill Individual	1480
11.8.1	Medallists	1481
11.8.2	Competition	1482
11.8.2.1	Men's Normal Hill Individual Competition Trial Round	1482
11.8.2.1.1	Result List	1482
11.8.2.2	Men's Normal Hill Individual Competition 1st Round	1484
11.8.2.2.1	Start List	1484

11.8.2.3	Men's Normal Hill Individual Competition Final Round	1485
11.8.2.3.1	Start List	1485
11.8.2.3.2	Final Results	1486
11.8.3	Official Training	1489
11.8.3.1	Men's Normal Hill Individual Official Training 1	1489
11.8.3.1.1	Result List	1489
11.8.3.2	Men's Normal Hill Individual Official Training 2	1492
11.8.3.2.1	Result List	1492
11.8.3.3	Men's Normal Hill Individual Official Training 3	1495
11.8.3.3.1	Result List	1495
11.8.3.4	Men's Normal Hill Individual Official Training 4	1497
11.8.3.4.1	Result List	1497
11.9	Men's Team	1499
11.9.1	Medallists	1500
11.9.2	Competition	1501
11.9.2.1	Men's Team Competition Trial Round	1501
11.9.2.1.1	Result List	1501
11.9.2.2	Men's Team Competition 1st Round	1502
11.9.2.2.1	Start List	1502
11.9.2.3	Men's Team Competition Final Round	1503
11.9.2.3.1	Start List	1503
11.9.2.3.2	Final Results	1504
11.10	Mixed Team	1506
11.10.1	Medallists	1507
11.10.2	Competition	1508
11.10.2.1	Mixed Team Competition Trial Round	1508
11.10.2.1.1	Result List	1508
11.10.2.2	Mixed Team Competition 1st Round	1509
11.10.2.2.1	Start List	1509
11.10.2.2.2	Final Results	1510



Competition Schedule

As of WED 28 JAN 2015

Date	Starttime	Events
SUN 25 JAN	13:00 14:00	Ladies Normal Hill Individual - Official Training 1 Men's Normal Hill Individual - Official Training 1
MON 26 JAN	13:00 14:00	Ladies Normal Hill Individual - Official Training 2 Men's Normal Hill Individual - Official Training 2
TUE 27 JAN	12:30 12:45 14:00 15:00	Ladies Normal Hill Individual - Trial Round Men's Normal Hill Individual - Trial Round Ladies Normal Hill Individual - 1st Round Ladies Normal Hill Individual - Final Round Men's Normal Hill Individual - 1st Round Men's Normal Hill Individual - Final Round
WED 28 JAN	13:30 14:30	Ladies' Normal Hill Individual - Official Training 3 Men's Normal Hill Individual - Official Training 3
THU 29 JAN	14:00 15:00	Ladies Team - Trial Round Ladies Team - 1st Round Ladies Team - Final Round
FRI 30 JAN	13:00 14:00	Mixed Team - Trial Round Mixed Team - 1st Round Mixed Team - Final Round
SAT 31 JAN	13:00	Men's Normal Hill Individual - Official Training 4
SUN 1 FEB	13:00 14:00	Men's Team - Trial Round Men's Team - 1st Round Men's Team - Final Round



Number of Entries by Country

As of MON 26 JAN 2015

Ctry Code	Men	Women	Total Entries
AUT - Austria	5	1	6
BLR - Belarus	1		1
BUL - Bulgaria	1		1
CHN - People's Republic of China	2	2	4
CZE - Czech Republic	3	2	5
EST - Estonia	1		1
FIN - Finland	3		3
GEO - Georgia	1		1
GER - Germany	4	1	5
ITA - Italy	1		1
JPN - Japan	4	2	6
KAZ - Kazakhstan	2		2
NOR - Norway	3		3
POL - Poland	5	1	6
RUS - Russian Federation	8	4	12
SLO - Slovenia	6		6
SVK - Slovakia	2		2
TUR - Turkey	2		2
UKR - Ukraine	5		5
Total:19	59	13	72

Legend
 Ctry Code Country Code



Medallists by Event

As of SUN 1 FEB 2015 at 15:18

AFTER 5 / 5 EVENTS

Competition	Date	Medal	Name	Ctry Code
Men's Normal Hill Team	SUN 1 FEB	GOLD	KLIMOV Evgeniy MAKSIMOVICHKIN Mikhail HAZETDINOV Ilmir	RUS
		SILVER	TAKANASHI Kanta MABUCHI Minato KOBAYASHI Junshiro	JPN
		BRONZE	ZAPOTOCZNY Andrzej BIELA Stanislaw KOT Jakub	POL
Mixed Team	FRI 30 JAN	GOLD	KOBAYASHI Yuka KOBAYASHI Junshiro	JPN
		SILVER	GLADYSHEVA Anastasiya MAKSIMOVICHKIN Mikhail	RUS
		BRONZE	MATSUHASHI Aki TAKANASHI Kanta	JPN
Ladies' Normal Hill Team	THU 29 JAN	GOLD	GLADYSHEVA Anastasiya AVVAKUMOVA Irina	RUS
		SILVER	MATSUHASHI Aki KOBAYASHI Yuka	JPN
		BRONZE	PUSTKOVA Vladena DOLEZELOVA Michaela	CZE
Ladies' Normal Hill Individual	TUE 27 JAN	GOLD	AVVAKUMOVA Irina	RUS
		SILVER	KOBAYASHI Yuka	JPN
		BRONZE	GLADYSHEVA Anastasiya	RUS
Men's Normal Hill Individual	TUE 27 JAN	GOLD	ZOGRAFSKI Vladimir	BUL
		SILVER	HAZETDINOV Ilmir	RUS
		BRONZE	KLIMOV Evgeniy	RUS

Legend
Ctry Code Country Code



Medal Standings


As of SUN 1 FEB 2015 at 15:18

Rank	Country	Men				Women				Mixed				Total				Rank by Total	
		G	S	B	Tot	G	S	B	Tot	G	S	B	Tot	G	S	B	Tot		
1	RUS - Russian Federation	1	1	1	3	2		1	3		1		1	3	2	2	2	7	1
2	JPN - Japan		1		1		2		2	1		1	2	1	3	1	5	2	
3	BUL - Bulgaria	1			1									1			1	=3	
4	CZE - Czech Republic							1	1							1	1	=3	
4	POL - Poland			1	1											1	1	=3	
	Total:	2	2	2	6	2	2	2	6	1	1	1	3	5	5	5	15		

Legend


= Equal sign indicates that two or more Countries share the same rank by total

Ctry Code Country Code

Timing and Results provided by  **TISSOT**



WINTER
UNIVERSIADE
ŠTRBSKÉ PLESO/OSRBLIE
NORDIC SKIING & BIATHLON
2015



RESULT BOOK

SKI JUMPING

Ladies' Normal Hill Individual



Medallists

Medal	Name	Country
GOLD	AVVAKUMOVA Irina	RUS - Russian Federation
SILVER	KOBAYASHI Yuka	JPN - Japan
BRONZE	GLADYSHEVA Anastasiya	RUS - Russian Federation



TUE 27 JAN 2015

Start Time 12:31 / Finish Time 12:39

Results

Jury / Competition Management				Judges				Hill Data			
Technical Delegate (TD)	FORRER Ueli (SUI)			A	GUNKA Ryszard (POL)			Hill Size (HS)	100 m / (95 m)		
Chief of Competition	JELENSKY Jan (SVK)			B	BABIS Emil (SVK)			K-Point	90 m		
Assistant TD	NADARKIEWICZ Renata (POL)			C	POLLHAMMER Fritz (AUT)			Meter Value	2.0 points / m		
Equipment Control	BACZKOWSKA Aga (POL)			D	BAIER Jan (CZE)			Gate Factor	6.00 points / m		
FISU Technical Delegate	GANZENHUBER Paul (AUT)			E	RAPPEGLUECK Franz (GER)			Wind Factors	6.40 / 7.74 points / m/s		

Bib	Name	Ctry Code	Speed [km/h] Rank	Distance [m] Rank	G / W Comp. Gate Points	Comp. [m/s] Points	Points Rank
1	GLADIKOVA Svetlana	RUS	86.9 9.	60.0 10.	35	-0.04 0.3	0.3 10.
2	KEIL Katharina	AUT	87.8 6.	62.0 9.	35	-0.16 1.2	5.2 8.
3	LI Xueyao	CHN	87.3 8.	75.5 6.	35	-0.66 5.1	36.1 4.
4	MA Tong	CHN	87.6 7.	62.5 8.	35	0.21 -1.3	3.7 9.
5	MATSUHASHI Aki	JPN	88.0 3.	85.5 2.	35	0.73 -4.7	46.3 2.
6	PUSTKOVA Vladena	CZE	88.0 3.	67.5 7.	35	-0.66 5.1	20.1 7.

Bib	Name	Ctry Code	Speed [km/h] Rank	Distance [m] Rank	G / W Comp. Gate Points	Comp. [m/s] Points	Points Rank
7	RASHITOVA Adelya	RUS	86.9 9.	52.5 11.	35	-0.87 6.7	0.0 11.
8	DOLEZELOVA Michaela	CZE	88.2 1.	84.0 3.	35	0.88 -5.6	42.4 3.
9	GLADYSHEVA Anastasiya	RUS	86.9 9.	79.5 4.	35	0.59 -3.8	35.2 5.
10	KOBAYASHI Yuka	JPN	87.9 5.	76.0 5.	35	-0.16 1.2	33.2 6.
11	AVVAKUMOVA Irina	RUS	88.2 1.	86.0 1.	35	-0.19 1.5	53.5 1.

Competition / Weather Information											
	Time	Base Values			Weather	Temp. Start / Finish [°C]		Humid. [%]	tan. Wind [m/s]		
		Wind	Gate	Length		Air	Snow		min.	max.	Avg.
Trial Round	12:31 - 12:39	0.00	35	80.44m	lightly snowfall	-2.1 / -2.3	-10.0 / -10.0	69 / 70	-0.87	0.88	-0.03

Statistics													
	Gate		Athletes	Falls	Distance [m]			Speed [km/h]			Competitors / Nations		
	No.	Diff			min.	max.	Avg.	min.	max.	Avg.	in start list	started	with results
Trial Round	35		11	0	52.5	86.0	71.9	86.9	88.2	87.6	11/5	11/5	11/5

Legend					
Assistant TD	Assistant Technical Delegate				
Ctry Code	Country Code				
G / W Comp.	Gate / Wind Compensation				
max.	maximum				
Avg.	Average				
Dist.	Distance				
Humid.	Humidity				
min.	minimum				



Start List

Jury / Competition Management		Judges		Hill Data	
Technical Delegate (TD)	FORRER Ueli (SUI)	A	GUNKA Ryszard (POL)	Hill Size (HS)	100 m / (95 m)
Chief of Competition	JELENSKY Jan (SVK)	B	BABIS Emil (SVK)	K-Point	90 m
Assistant TD	NADARKIEWICZ Renata (POL)	C	POLLHAMMER Fritz (AUT)	Meter Value	2.0 points / m
Equipment Control	BACZKOWSKA Aga (POL)	D	BAIER Jan (CZE)	Gate Factor	6.00 points / m
FISU Technical Delegate	GANZENHUBER Paul (AUT)	E	RAPPENGLUECK Franz (GER)	Wind Factors	6.40 / 7.74 points / m/s

Number of Competitors: 11, Number of Countries: 5

Bib	Name	Ctry Code	Trial			1st Round			
			Speed [km/h]	Distance [m]	Gate	Speed [km/h]	Distance [m]	Points	Rank
1	GLADIKOVA Svetlana	RUS							
2	KEIL Katharina	AUT							
3	LI Xueyao	CHN							
4	MA Tong	CHN							
5	MATSUHASHI Aki	JPN							
6	PUSTKOVA Vladena	CZE							
7	RASHITOVA Adelya	RUS							
8	DOLEZELOVA Michaela	CZE							
9	GLADYSHEVA Anastasiya	RUS							
10	KOBAYASHI Yuka	JPN							
11	AVVAKUMOVA Irina	RUS							

Legend
Assistant TD Assistant Technical Delegate

Ctry Code Country Code

Timing and Results provided by  TISSOT



Start List

Jury / Competition Management		Judges			Hill Data		
Technical Delegate (TD)	FORRER Ueli (SUI)	A	GUNKA Ryszard (POL)	Hill Size (HS)	100 m / (95 m)		
Chief of Competition	JELENSKY Jan (SVK)	B	BABIS Emil (SVK)	K-Point	90 m		
Assistant TD	NADARKIEWICZ Renata (POL)	C	POLLHAMMER Fritz (AUT)	Meter Value	2.0 points / m		
Equipment Control	BACZKOWSKA Aga (POL)	D	BAIER Jan (CZE)	Gate Factor	6.00 points / m		
FISU Technical Delegate	GANZENHUBER Paul (AUT)	E	RAPPENGLUECK Franz (GER)	Wind Factors	6.40 / 7.74 points / m/s		

Number of Competitors: 11, Number of Countries: 5

Start Ord.	Bib	Name	Ctry Code	1st Round												Remarks
				Speed [km/h]	Distance [m]	Judges Marks					Gate / Wind Compensation		Points	Rank	Behind Points	
						A	B	C	D	E	Gate	Points [m/s]				
1	7	RASHITOVA Adelya	RUS		DSQ	SCE 1.2.1.1										
2	1	GLADIKOVA Svetlana	RUS	86.1	57.0	14.0	13.5	13.5	13.5	14.5	34	0.40	-2.6	32.4	10.	75.9
3	4	MA Tong	CHN	87.3	61.0	14.0	14.0	14.0	15.0	15.5	34	0.00	0.0	45.0	9.	63.3
4	2	KEIL Katharina	AUT	86.9	61.0	15.5	15.5	15.5	15.0	15.5	34	0.36	-2.3	46.2	8.	62.1
5	6	PUSTKOVA Vladena	CZE	88.1	70.5	15.5	16.0	15.5	16.5	15.5	34	0.02	-0.1	67.9	7.	40.4
6	5	MATSUHASHI Aki	JPN	88.2	78.5	15.5	15.0	15.5	15.5	15.0	34	-0.06	0.5	83.5	6.	24.8
7	3	LI Xueyao	CHN	87.1	81.5	16.0	16.0	16.5	16.0	16.0	34	0.91	-5.8	85.2	5.	23.1
8	8	DOLEZELOVA Michaela	CZE	87.9	82.5	17.0	17.0	16.5	17.5	17.5	34	0.45	-2.9	93.6	4.	14.7
9	9	GLADYSHEVA Anastasiya	RUS	86.9	85.5	16.5	16.0	16.5	16.0	16.0	34	0.54	-3.5	96.0	3.	12.3
10	10	KOBAYASHI Yuka	JPN	87.8	83.5	17.0	16.5	16.5	17.5	17.0	34	-0.28	2.2	99.7	2.	8.6
11	11	AVVAKUMOVA Irina	RUS	87.9	88.5	17.5	17.5	17.5	18.0	17.5	34	0.19	-1.2	108.3	1.	

Legend

Assistant TD Assistant Technical Delegate
DSQ Disqualified

Ctry Code Country Code



TUE 27 JAN 2015

Start Time 14:00 / Finish Time 14:41

Official Results

Jury / Competition Management				Judges					Hill Data				
Technical Delegate (TD)	FORRER Ueli (SUI)			A	GUNKA Ryszard (POL)				Hill Size (HS)	100 m / (95 m)			
Chief of Competition	JELENSKY Jan (SVK)			B	BABIS Emil (SVK)				K-Point	90 m			
Assistant TD	NADARKIEWICZ Renata (POL)			C	POLLHAMMER Fritz (AUT)				Meter Value	2.0 points / m			
Equipment Control	BACZKOWSKA Aga (POL)			D	BAIER Jan (CZE)				Gate Factor	6.00 points / m			
FISU Technical Delegate	GANZENHUBER Paul (AUT)			E	RAPPEGLUECK Franz (GER)				Wind Factors	6.40 / 7.74 points / m/s			

Rank	Bib	Name	Ctry Code	Speed [km/h]	Distance [m]	Distance Points	Judges Marks					Judges Points	Gate / Wind Compensation		Round Round		Total	
							A	B	C	D	E		Gate	Points	[m/s]	Points		Total
1.	11	AVVAKUMOVA Irina	RUS	87.9	88.5	57.0	17.5	17.5	17.5	18.0	17.5	52.5	34	0.19	-1.2	108.3	1.	223.2
				88.8	95.5	71.0	16.5	16.5	15.5	16.0	16.0	48.5	36	0.72	-4.6	114.9	1.	
2.	10	KOBAYASHI Yuka	JPN	87.8	83.5	47.0	17.0	16.5	16.5	17.5	17.0	50.5	34	-0.28	2.2	99.7	2.	198.2
				88.1	84.0	48.0	17.5	17.0	17.5	17.0	17.0	51.5	36	0.16	-1.0	98.5	2.	
3.	9	GLADYSHEVA Anastasiya	RUS	86.9	85.5	51.0	16.5	16.0	16.5	16.0	16.0	48.5	34	0.54	-3.5	96.0	3.	190.5
				87.7	83.5	47.0	15.5	16.0	17.0	17.0	15.0	48.5	36	0.16	-1.0	94.5	3.	
4.	8	DOLEZELOVA Michaela	CZE	87.9	82.5	45.0	17.0	17.0	16.5	17.5	17.5	51.5	34	0.45	-2.9	93.6	4.	186.3
				88.8	82.0	44.0	17.0	16.5	17.0	17.5	17.5	51.5	36	0.44	-2.8	92.7	4.	
5.	3	LI Xueyao	CHN	87.1	81.5	43.0	16.0	16.0	16.5	16.0	16.0	48.0	34	0.91	-5.8	85.2	5.	173.5
				87.9	78.5	37.0	15.5	15.5	16.5	16.0	16.0	47.5	36	-0.49	3.8	88.3	6.	
6.	5	MATSUHASHI Aki	JPN	88.2	78.5	37.0	15.5	15.0	15.5	15.5	15.0	46.0	34	-0.06	0.5	83.5	6.	172.4
				88.8	80.5	41.0	16.0	16.5	16.0	17.5	16.0	48.5	36	0.09	-0.6	88.9	5.	
7.	6	PUSTKOVA Vladena	CZE	88.1	70.5	21.0	15.5	16.0	15.5	16.5	15.5	47.0	34	0.02	-0.1	67.9	7.	133.7
				89.1	69.5	19.0	14.5	14.5	14.5	14.5	14.5	43.5	36	-0.42	3.3	65.8	7.	
8.	4	MA Tong	CHN	87.3	61.0	2.0	14.0	14.0	14.0	15.0	15.5	43.0	34	0.00	0.0	45.0	9.	101.8
				88.4	66.0	12.0	14.5	14.5	14.5	15.0	14.0	43.5	36	-0.17	1.3	56.8	8.	
9.	2	KEIL Katharina	AUT	86.9	61.0	2.0	15.5	15.5	15.5	15.0	15.5	46.5	34	0.36	-2.3	46.2	8.	93.5
				87.9	61.5	3.0	15.5	15.0	15.5	15.5	15.5	46.5	36	0.35	-2.2	47.3	9.	
10.	1	GLADIKOVA Svetlana	RUS	86.1	57.0	-6.0	14.0	13.5	13.5	13.5	14.5	41.0	34	0.40	-2.6	32.4	10.	73.7
				87.4	57.5	-5.0	14.0	14.5	14.0	14.0	14.0	42.0	36	-0.55	4.3	41.3	10.	
11.	7	RASHITOVA Adelya	RUS		DSQ DNS		SCE 1.2.1.1											0.0

Reason for disqualification:

SCE 1.2.1.1 : SKI LENGTH

Competition / Weather Information											
	Time	Base Values			Weather	Temp. Start / Finish [°C]		Humid. [%]	tan. Wind [m/s]		
		Wind	Gate	Length		Air	Snow		min.	max.	Avg.
1st Round	14:00 - 14:11	0.00	34	80.03m	partly cloudy	-1.4 / -1.5	-10.0 / -10.0	72 / 71	-0.28	0.91	0.27
Final Round	14:32 - 14:41	0.00	36	80.85m	cloudy	-2.2 / -2.5	-10.0 / -10.0	73 / 75	-0.55	0.72	0.02

Statistics													
	Gate		Athletes	Falls	Distance [m]			Speed [km/h]			Competitors / Nations		
	No.	Diff			min.	max.	Avg.	min.	max.	Avg.	in start list	started	with results
1st Round	34		10	0	57.0	88.5	74.9	86.1	88.2	87.4	11/5	11/5	10/5
Final Round	36		10	0	57.5	95.5	75.8	87.4	89.1	88.2	11/5	10/5	10/5

Legend				
Assistant TD	Assistant Technical Delegate			
Ctry Code	Country Code			
max.	maximum			
Avg.	Average			
Humid.	Humidity			
min.	minimum			



Results

Jury / Competition Management					Judges					Hill Data				
Technical Delegate (TD)	FORRER Ueli (SUI)				A	GUNKA Ryszard (POL)				Hill Size (HS)	100 m / (95 m)			
Chief of Competition	JELENSKY Jan (SVK)				B	BABIS Emil (SVK)				K-Point	90 m			
Assistant TD	NADARKIEWICZ Renata (POL)				C	POLLHAMMER Fritz (AUT)				Meter Value	2.0 points / m			
Equipment Control	BACZKOWSKA Aga (POL)				D	BAIER Jan (CZE)				Gate Factor	6.00 points / m			
FISU Technical Delegate	GANZENHUBER Paul (AUT)				E	RAPPEGLUECK Franz (GER)				Wind Factors	6.40 / 7.74 points / m/s			

Bib	Name	Ctry Code	1st Round					2nd Round					3rd Round				
			Speed	Distance	G / W	Comp.	Points	Speed	Distance	G / W	Comp.	Points	Speed	Distance	G / W	Comp.	Points
			[km/h]	[m]	Gate	[m/s]	Points	[km/h]	[m]	Gate	[m/s]	Points	[km/h]	[m]	Gate	[m/s]	Points
			Rank	Rank	Points	Points	Rank	Rank	Points	Points	Rank	Rank	Points	Points	Rank		
1	GLADIKOVA Svetlana	RUS	87.6	54.0	38	-1.13	0.0	88.4	61.5	40	0.24	1.5	87.9	62.0	40	0.22	2.6
			7.	7.		8.7	7.	6.	7.		-1.5	7.	8.	7.		-1.4	7.
2	KEIL Katharina	AUT	88.4	58.5	38	-0.82	3.3	88.9	65.0	40	0.12	9.2	88.8	71.5	40	0.49	19.9
			3.	5.		6.3	5.	3.	6.		-0.8	6.	3.	6.		-3.1	6.
3	LI Xueyao	CHN	88.1	75.5	38	-0.11	31.9	88.1	80.0	40	0.65	35.8	88.3	82.0	40	0.30	42.1
			5.	1.		0.9	1.	7.	1.		-4.2	2.	6.	2.		-1.9	1.
4	MA Tong	CHN	88.0	58.0	38	-0.83	2.4	88.6	68.5	40	0.25	15.4	88.8	72.5	40	0.24	23.5
			6.	6.		6.4	6.	5.	5.		-1.6	5.	3.	4.		-1.5	4.
5	MATSUHASHI Aki	JPN	88.8	71.5	38	-0.57	27.4	89.1	77.5	40	0.03	34.8	89.3	81.0	40	0.19	40.8
			2.	2.		4.4	2.	2.	3.		-0.2	3.	2.	3.		-1.2	3.
6	PUSTKOVA Vladena	CZE	89.0	67.5	38	-0.84	21.5	89.5	73.0	40	0.02	25.9	89.5	72.0	40	0.09	23.4
			1.	3.		6.5	3.	1.	4.		-0.1	4.	1.	5.		-0.6	5.
7	RASHITOVA Adelya	RUS	87.5	54.0	38	-0.99	0.0	88.1	53.0	40	-0.71	0.0	88.1	59.5	40	0.55	0.0
			8.	7.		7.7	7.	7.	8.		5.5	8.	7.	8.		-3.5	8.
8	DOLEZELOVA Michaela	CZE															
9	GLADYSHEVA Anastasiya	RUS															
10	KOBAYASHI Yuka	JPN	88.4	63.5	38	-1.83	21.2	88.9	79.5	40	0.36	36.7	88.8	83.5	40	0.83	41.7
			3.	4.		14.2	4.	3.	2.		-2.3	1.	3.	1.		-5.3	2.
11	SEYFARTH Juliane	GER															
12	AVVAKUMOVA Irina	RUS															

Competition / Weather Information											
	Time	Base Values			Weather	Temp. Start / Finish [°C]		Humid. [%]	tan. Wind [m/s]		
		Wind	Gate	Length		Air	Snow		min.	max.	Avg.
1st Round	13:00 - 13:06	0.00	38	81.67m	lightly snowfall	-0.6 / -0.6	-9.0 / -9.0	76 / 76	-1.83	-0.11	-1.01
2nd Round	13:16 - 13:22	0.00	40	82.49m	lightly snowfall	0.5 / 0.5	-9.0 / -9.0	79 / 79	-0.71	0.65	0.13
3rd Round	13:32 - 13:37	0.00	40	82.49m	lightly snowfall	-0.5 / -0.5	-9.0 / -9.0	77 / 77	0.09	0.83	0.41

Statistics													
	Gate		Athletes	Falls	Distance [m]			Speed [km/h]			Competitors / Nations		
	No.	Diff			min.	max.	Avg.	min.	max.	Avg.	in start list	started	with results
1st Round	38		8	0	54.0	75.5	62.8	87.5	89.0	88.2	12/6	8/5	8/5
2nd Round	40		8	0	53.0	80.0	69.7	88.1	89.5	88.7	12/6	8/5	8/5
3rd Round	40		8	0	59.5	83.5	73.0	87.9	89.5	88.6	12/6	8/5	8/5

Legend						
Assistant TD	Assistant Technical Delegate				Avg.	Average
Ctry Code	Country Code				Dist.	Distance
G / W Comp.	Gate / Wind Compensation				Humid.	Humidity
max.	maximum				min.	minimum



MON 26 JAN 2015

Start Time 13:01 / Finish Time 13:44

Results

Jury / Competition Management						Judges						Hill Data					
Technical Delegate (TD)		FORRER Ueli (SUI)				A		GUNKA Ryszard (POL)				Hill Size (HS)		100 m / (95 m)			
Chief of Competition		JELENSKY Jan (SVK)				B		BABIS Emil (SVK)				K-Point		90 m			
Assistant TD		NADARKIEWICZ Renata (POL)				C		POLLHAMMER Fritz (AUT)				Meter Value		2.0 points / m			
Equipment Control		BACZKOWSKA Aga (POL)				D		BAIER Jan (CZE)				Gate Factor		6.00 points / m			
FISU Technical Delegate		GANZENHUBER Paul (AUT)				E		RAPPEGLUECK Franz (GER)				Wind Factors		6.40 / 7.74 points / m/s			

Bib	Name	Ctry Code	1st Round					2nd Round					3rd Round					
			Speed	Distance	G / W	Comp.	Points	Speed	Distance	G / W	Comp.	Points	Speed	Distance	G / W	Comp.	Points	
			[km/h]	[m]	Gate	[m/s]	Rank	[km/h]	[m]	Gate	[m/s]	Rank	[km/h]	[m]	Gate	[m/s]	Rank	
1	GLADIKOVA Svetlana	RUS	86.7	55.5	35	0.35	0.0	87.2	60.5	37	0.69	0.0	86.8	56.5	35	0.68	0.0	
			11.	11.		-2.2	9.	11.	10.		-4.4	10.	10.		-4.4	9.		
2	KEIL Katharina	AUT	87.5	60.0	35	0.64	0.0	88.1	68.0	37	0.98	9.7	87.5	61.0	35	0.51	0.0	
			7.	9.		-4.1	9.	6.	9.		-6.3	9.	7.	9.		-3.3	9.	
3	LI Xueyao	CHN	87.5	77.0	35	0.57	30.4	87.9	85.0	37	0.47	47.0	87.5	80.0	35	0.88	34.4	
			7.	4.		-3.6	5.	7.	5.		-3.0	3.	7.	5.		-5.6	5.	
4	MA Tong	CHN	87.8	70.0	35	0.29	18.1	88.3	72.0	37	1.00	17.6	87.7	68.0	35	0.84	10.6	
			5.	7.		-1.9	7.	4.	8.		-6.4	8.	6.	8.		-5.4	8.	
5	MATSUHASHI Aki	JPN	88.3	79.5	35	0.60	35.2	88.8	86.5	37	1.03	46.4	88.1	80.5	35	0.36	38.7	
			2.	3.		-3.8	3.	2.	3.		-6.6	4.	3.	4.		-2.3	2.	
6	PUSTKOVA Vladena	CZE	88.1	68.5	35	0.18	15.8	88.7	72.5	37	0.88	19.4	88.2	72.5	35	0.75	20.2	
			3.	8.		-1.2	8.	3.	7.		-5.6	7.	2.	7.		-4.8	7.	
7	RASHITOVA Adelya	RUS	87.0	60.0	35	0.01	0.0	87.5	60.5	37	0.98	0.0	86.8	56.0	35	0.76	0.0	
			10.	9.		-0.1	9.	9.	10.		-6.3	10.	10.	11.		-4.9	9.	
8	DOLEZELOVA Michaela	CZE	88.4	77.0	35	0.53	30.6	89.0	86.0	37	1.00	45.6	88.5	81.0	35	0.76	37.1	
			1.	4.		-3.4	4.	1.	4.		-6.4	5.	1.	3.		-4.9	4.	
9	GLADYSHEVA Anastasiya	RUS	87.2	80.5	35	0.46	38.1	87.7	90.5	37	1.02	54.5	87.1	81.5	35	0.67	38.7	
			9.	2.		-2.9	2.	8.	1.		-6.5	2.	9.	2.		-4.3	2.	
10	KOBAYASHI Yuka	JPN	87.8	73.0	35	0.51	22.7	88.3	80.5	37	0.94	35.0	87.8	75.5	35	0.57	27.4	
			5.	6.		-3.3	6.	4.	6.		-6.0	6.	5.	6.		-3.6	6.	
11	SEYFARTH Juliane	GER																
12	AVVAKUMOVA Irina	RUS	87.9	85.5	35	0.39	48.5	87.5	90.0	34	0.91	61.6	87.9	87.0	35	0.72	49.4	
			4.	1.		-2.5	1.	9.	2.		7.4	-5.8	1.	4.	1.		-4.6	1.

Competition / Weather Information											
	Time	Base Values			Weather	Temp. Start / Finish [°C]		Humid. [%]	tan. Wind [m/s]		
		Wind	Gate	Length		Air	Snow		min.	max.	Avg.
1st Round	13:01 - 13:08	0.00	35	80.44m	snowfall	-1.3 / -1.3	-10.0 / -10.0	83 / 83	0.01	0.64	0.45
2nd Round	13:19 - 13:27	0.00	37	81.26m	snowfall	-1.2 / -1.1	-10.0 / -10.0	83 / 83	0.47	1.03	0.99
3rd Round	13:37 - 13:44	0.00	35	80.44m	clear	-1.2 / -1.2	-10.0 / -10.0	81 / 81	0.36	0.88	0.75

Statistics													
	Gate		Athletes	Falls	Distance [m]			Speed [km/h]			Competitors / Nations		
	No.	Diff			min.	max.	Avg.	min.	max.	Avg.	in start list	started	with results
1st Round	35		11	0	55.5	85.5	71.5	86.7	88.4	87.6	12/6	11/5	11/5
2nd Round	34	-1.23m	1	0	90.0	90.0	90.0	87.5	87.5	87.5	12/6	11/5	11/5
	37		10	0	60.5	90.5	76.2	87.2	89.0	88.1			
3rd Round	35		11	0	56.0	87.0	72.6	86.8	88.5	87.6	12/6	11/5	11/5

Legend					
Assistant TD	Assistant Technical Delegate		Avg.	Average	
Ctry Code	Country Code		Dist.	Distance	
G / W Comp.	Gate / Wind Compensation		Humid.	Humidity	
max.	maximum		min.	minimum	



WED 28 JAN 2015

Start Time 13:31 / Finish Time 13:52

Results

Jury / Competition Management				Judges				Hill Data			
Technical Delegate (TD)	FORRER Ueli (SUI)			A	GUNKA Ryszard (POL)			Hill Size (HS)	100 m / (95 m)		
Chief of Competition	JELENSKY Jan (SVK)			B	BABIS Emil (SVK)			K-Point	90 m		
Assistant TD	NADARKIEWICZ Renata (POL)			C	POLLHAMMER Fritz (AUT)			Meter Value	2.0 points / m		
Equipment Control	BACZKOWSKA Aga (POL)			D	BAIER Jan (CZE)			Gate Factor	6.00 points / m		
FISU Technical Delegate	GANZENHUBER Paul (AUT)			E	RAPPEGLUECK Franz (GER)			Wind Factors	6.40 / 7.74 points / m/s		

Bib	Name	Ctry Code	1st Round					2nd Round					Remarks
			Speed	Distance	G / W	Comp.	Points	Speed	Distance	G / W	Comp.	Points	
			[km/h]	[m]	Gate	[m/s]	Rank	[km/h]	[m]	Gate	[m/s]	Rank	
1	MA Tong	CHN	87.1	67.5	34	0.79	9.9	87.5	67.5	35	0.99	8.7	
			7.	6.		-5.1	7.	4.	7.		-6.3	7.	
2	GLADIKOVA Svetlana	RUS	86.4	56.5	34	0.43	0.0	86.8	57.5	35	-0.11	0.0	
			10.	10.		-2.8	9.	9.	9.		0.9	9.	
3	MATSUHASHI Aki	JPN	87.6	79.5	34	0.69	34.6	88.2	77.5	35	0.44	32.2	
			3.	2.		-4.4	2.	2.	3.		-2.8	3.	
4	KEIL Katharina	AUT	87.2	63.5	34	0.75	2.2	87.3	62.0	35	0.07	3.6	
			5.	8.		-4.8	8.	6.	8.		-0.4	8.	
5	LI Xueyao	CHN	86.9	78.0	34	0.55	32.5	87.1	76.0	35	0.24	30.5	
			8.	3.		-3.5	3.	7.	4.		-1.5	4.	
6	PALASZ Magdalena	POL											
7	RASHITOVA Adelya	RUS	86.8	61.0	34	0.73	0.0	86.6	55.5	35	0.29	0.0	
			9.	9.		-4.7	9.	10.	10.		-1.9	9.	
8	PUSTKOVA Vladena	CZE	87.7	66.5	34	0.14	12.1	88.0	72.5	35	0.74	20.3	
			2.	7.		-0.9	6.	3.	6.		-4.7	6.	
9	DOLEZELOVA Michaela	CZE	88.1	75.5	34	0.60	27.2	88.4	74.5	35	0.50	25.8	
			1.	5.		-3.8	5.	1.	5.		-3.2	5.	
10	GLADYSHEVA Anastasiya	RUS	87.2	85.5	34	-0.31	53.4	87.1	85.5	35	0.58	47.3	
			5.	1.		2.4	1.	7.	1.		-3.7	1.	
11	KOBAYASHI Yuka	JPN	87.3	76.0	34	0.36	29.7	87.5	82.5	35	0.87	39.4	
			4.	4.		-2.3	4.	4.	2.		-5.6	2.	
12	AVVAKUMOVA Irina	RUS											


Competition / Weather Information											
	Time	Base Values			Weather	Temp. Start / Finish [°C]		Humid. [%]	tan. Wind [m/s]		
		Wind	Gate	Length		Air	Snow		min.	max.	Avg.
1st Round	13:31 - 13:37	0.00	34	80.03m	cloudy	-1.9 / -1.9	-10.0 / -10.0	94 / 95	-0.31	0.79	0.52
2nd Round	13:46 - 13:52	0.00	35	80.44m	cloudy	-2.3 / -2.4	-12.0 / -12.0	93 / 94	-0.11	0.99	0.46

Statistics													
	Gate		Athletes	Falls	Distance [m]			Speed [km/h]			Competitors / Nations		
	No.	Diff			min.	max.	Avg.	min.	max.	Avg.	in start list	started	with results
1st Round	34		10	0	56.5	85.5	70.9	86.4	88.1	87.2	12/6	10/5	10/5
2nd Round	35		10	0	55.5	85.5	71.1	86.6	88.4	87.4	12/6	10/5	10/5

Legend					
Assistant TD	Assistant Technical Delegate				
Ctry Code	Country Code				
G / W Comp.	Gate / Wind Compensation				
max.	maximum				
Avg.	Average				
Dist.	Distance				
Humid.	Humidity				
min.	minimum				



WINTER
UNIVERSIADE
ŠTRBSKÉ PLESO/OSRBLIE
NORDIC SKIING & BIATHLON
2015



RESULT BOOK

SKI JUMPING

Ladies' Team



Medallists

Medal	Country	Name
GOLD	RUS - Russian Federation	GLADYSHEVA Anastasiya AVVAKUMOVA Irina
SILVER	JPN - Japan	MATSUHASHI Aki KOBAYASHI Yuka
BRONZE	CZE - Czech Republic	PUSTKOVA Vladena DOLEZELOVA Michaela



Results

Jury / Competition Management				Judges				Hill Data			
Technical Delegate (TD)	FORRER Ueli (SUI)			A	POLLHAMMER Fritz (AUT)			Hill Size (HS)	100 m / (95 m)		
Chief of Competition	JELENSKY Jan (SVK)			B	BAIER Jan (CZE)			K-Point	90 m		
Assistant TD	NADARKIEWICZ Renata (POL)			C	RAPPEGLUECK Franz (GER)			Meter Value	2.0 points / m		
FISU Technical Delegate	GANZENHUBER Paul (AUT)			D	GUNKA Ryszard (POL)			Gate Factor	6.00 points / m		
Equipment Control	BACZKOWSKA Aga (POL)			E	BABIS Emil (SVK)			Wind Factors	6.40 / 7.74 points / m/s		

Bib	Name	Ctry Code	Speed [km/h]	Distance [m]	G / W Comp. Points	Points	Rank
1-1	GLADIKOVA Svetlana	MIX	87.1 10.	63.0 9.	35	-0.12 0.9	6.9 9.
2-1	MA Tong	CHN	88.0 4.	65.5 8.	35	0.02 -0.1	10.9 8.
3-1	PUSTKOVA Vladena	CZE	88.3 2.	71.0 7.	35	0.43 -2.8	19.2 7.
4-1	MATSUHASHI Aki	JPN	88.5 1.	78.5 4.	35	-0.22 1.7	38.7 2.
5-1	GLADYSHEVA Anastasiya	RUS	87.4 8.	73.5 6.	35	-0.58 4.5	31.5 6.

Bib	Name	Ctry Code	Speed [km/h]	Distance [m]	G / W Comp. Points	Points	Rank
1-2	KEIL Katharina	MIX	87.6 7.	59.0 10.	35	-0.40 3.1	1.1 10.
2-2	LI Xueyao	CHN	87.4 8.	78.0 5.	35	-0.03 0.2	36.2 5.
3-2	DOLEZELOVA Michaela	CZE	88.3 2.	79.0 3.	35	0.08 -0.5	37.5 3.
4-2	KOBAYASHI Yuka	JPN	87.7 6.	80.0 2.	35	0.41 -2.6	37.4 4.
5-2	AVVAKUMOVA Irina	RUS	87.9 5.	91.5 1.	35	0.42 -2.7	60.3 1.

Competition / Weather Information

	Time	Base Values			Weather	Temp. Start / Finish [°C]		Humid. [%]	tan. Wind [m/s]		
		Wind	Gate	Length		Air	Snow		min.	max.	Avg.
Trial Round	14:01 - 14:07	0.00	35	80.44m	cloudy	-2.1 / -2.1	-10.0 / -10.0	95 / 95	-0.58	0.43	0.00

Statistics

	Gate		Athletes	Falls	Distance [m]			Speed [km/h]			Competitors / Nations		
	No.	Diff			min.	max.	Avg.	min.	max.	Avg.	in start list	started	with results
Trial Round	35		0	0	59.0	91.5	73.9	87.1	88.5	87.8	10/5	10/5	10/5

Legend

Assistant TD Assistant Technical Delegate
Dist. Distance
max. maximum

Avg. Average
G / W Comp. Gate / Wind Compensation
min. minimum

Ctry Code Country Code
Humid. Humidity



Start List


Jury / Competition Management		Judges		Hill Data	
Technical Delegate (TD)	FORRER Ueli (SUI)	A	POLLHAMMER Fritz (AUT)	Hill Size (HS)	100 m / (95 m)
Chief of Competition	JELENSKY Jan (SVK)	B	BAIER Jan (CZE)	K-Point	90 m
Assistant TD	NADARKIEWICZ Renata (POL)	C	RAPPENGLUECK Franz (GER)	Meter Value	2.0 points / m
FISU Technical Delegate	GANZENHUBER Paul (AUT)	D	GUNKA Ryszard (POL)	Gate Factor	6.00 points / m
Equipment Control	BACZKOWSKA Aga (POL)	E	BABIS Emil (SVK)	Wind Factors	6.40 / 7.74 points / m/s

Number of Competitors: 10, Number of Countries: 5

Bib	Name	Ctry Code	Trial			1st Round					Remarks
			Speed [km/h]	Distance [m]	Gate	Speed [km/h]	Distance [m]	Points	Gate	Rank	
1-1	GLADIKOVA Svetlana	MIX									
2-1	MA Tong	CHN									
3-1	PUSTKOVA Vladena	CZE									
4-1	MATSUHASHI Aki	JPN									
5-1	GLADYSHEVA Anastasiya	RUS									
1-2	KEIL Katharina	MIX									
2-2	LI Xueyao	CHN									
3-2	DOLEZELOVA Michaela	CZE									
4-2	KOBAYASHI Yuka	JPN									
5-2	AVVAKUMOVA Irina	RUS									

Legend
Assistant TD Assistant Technical Delegate

Ctry Code Country Code

Timing and Results provided by  **TISSOT**



Start List

Jury / Competition Management		Judges			Hill Data		
Technical Delegate (TD)	FORRER Ueli (SUI)	A	POLLHAMMER Fritz (AUT)	Hill Size (HS)	100 m / (95 m)		
Chief of Competition	JELENSKY Jan (SVK)	B	BAIER Jan (CZE)	K-Point	90 m		
Assistant TD	NADARKIEWICZ Renata (POL)	C	RAPPENGLUECK Franz (GER)	Meter Value	2.0 points / m		
FISU Technical Delegate	GANZENHUBER Paul (AUT)	D	GUNKA Ryszard (POL)	Gate Factor	6.00 points / m		
Equipment Control	BACZKOWSKA Aga (POL)	E	BABIS Emil (SVK)	Wind Factors	6.40 / 7.74 points / m/s		

Number of Competitors: 10, Number of Countries: 5


Start Ord.	Bib	Name	Ctry Code	1st Round											Points	Group Rank	Remarks
				Speed [km/h]	Distance [m]	Judges Marks					Gate / Wind Compensation						
						A	B	C	D	E	Gate	Points	[m/s]	Points			
1	1-1	GLADIKOVA Svetlana	MIX	87.4	63.5	15.0	14.0	15.0	15.0	14.5	37	-0.03	0.2	51.7	5.		
2	2-1	MA Tong	CHN	88.4	69.0	15.5	14.5	14.0	16.0	14.5	37	-0.26	2.0	64.5	4.		
3	3-1	PUSTKOVA Vladena	CZE	88.9	76.0	16.0	16.0	16.5	16.0	16.0	37	0.25	-1.6	78.4	3.		
4	4-1	MATSUHASHI Aki	JPN	88.9	84.0	17.0	17.0	17.0	16.5	16.5	37	0.36	-2.3	96.2	1.		
5	5-1	GLADYSHEVA Anastasiya	RUS	88.0	84.5	17.0	17.0	16.0	16.0	16.0	37	0.52	-3.3	94.7	2.		

The competitors from 2nd group will start in the reverse order of team rank after the 1st group

	1-2	KEIL Katharina	MIX	87.5	59.0	15.5	15.5	15.5	15.5	15.5	35	0.43	-2.8	41.7	5.	
	2-2	LI Xueyao	CHN	87.6	80.5	16.0	16.5	15.5	15.5	16.0	35	0.02	-0.1	88.4	3.	
	3-2	DOLEZELOVA Michaela	CZE	88.6	75.5	16.0	16.0	16.0	16.0	16.0	35	-0.02	0.2	79.2	4.	
	4-2	KOBAYASHI Yuka	JPN	88.1	79.5	16.5	17.0	16.5	16.5	15.5	35	-0.43	3.3	91.8	2.	
	5-2	AVVAKUMOVA Irina	RUS	88.4	88.5	18.0	17.0	17.0	17.0	17.5	35	0.23	-1.5	107.0	1.	

Legend
Assistant TD Assistant Technical Delegate

Ctry Code Country Code

Timing and Results provided by  TISSOT



Official Results

Jury / Competition Management				Judges					Hill Data			
Technical Delegate (TD)	FORRER Ueli (SUI)			A	POLLHAMMER Fritz (AUT)				Hill Size (HS)	100 m / (95 m)		
Chief of Competition	JELENSKY Jan (SVK)			B	BAIER Jan (CZE)				K-Point	90 m		
Assistant TD	NADARKIEWICZ Renata (POL)			C	RAPPEGLUECK Franz (GER)				Meter Value	2.0 points / m		
FISU Technical Delegate	GANZENHUBER Paul (AUT)			D	GUNKA Ryszard (POL)				Gate Factor	6.00 points / m		
Equipment Control	BACZKOWSKA Aga (POL)			E	BABIS Emil (SVK)				Wind Factors	6.40 / 7.74 points / m/s		

Rank	Bib	Name	Speed [km/h]	Distance [m]	Distance Points	Judges Marks					Judges Points	Gate / Wind Compensation		Round Points	Group Rank	Total
						A	B	C	D	E		Gate	Points [m/s]			
1.	5	RUS - RUSSIAN FEDERATION												201.7	1.	392.3
														190.6		
		5-1	GLADYSHEVA Anastasiya	88.0	84.5	49.0	17.0	17.0	16.0	16.0	16.0	49.0	37	0.52		
			88.1	75.0	30.0	16.0	16.5	16.0	16.0	16.5	48.5	38	-0.21	1.6	80.1	2.
	5-2	AVVAKUMOVA Irina	88.4	88.5	57.0	18.0	17.0	17.0	17.0	17.5	51.5	35	0.23	-1.5	107.0	1.
			88.5	90.0	60.0	18.0	18.0	18.0	18.0	18.0	54.0	36	0.54	-3.5	110.5	1.
2.	4	JPN - JAPAN												188.0	2.	385.9
														197.9		
		4-1	MATSUHASHI Aki	88.9	84.0	48.0	17.0	17.0	17.0	16.5	16.5	50.5	37	0.36		
			89.3	81.5	43.0	17.0	17.0	16.5	16.5	16.5	50.0	38	-0.58	4.5	97.5	1.
	4-2	KOBAYASHI Yuka	88.1	79.5	39.0	16.5	17.0	16.5	16.5	15.5	49.5	35	-0.43	3.3	91.8	2.
			88.3	84.5	49.0	17.5	16.5	17.0	17.5	17.5	52.0	36	0.09	-0.6	100.4	2.
3.	3	CZE - CZECH REPUBLIC												157.6	3.	322.8
														165.2		
		3-1	PUSTKOVA Vladena	88.9	76.0	32.0	16.0	16.0	16.5	16.0	16.0	48.0	37	0.25		
			89.2	74.0	28.0	15.5	15.0	15.5	16.0	16.0	47.0	38	-0.14	1.1	76.1	3.
	3-2	DOLEZELOVA Michaela	88.6	75.5	31.0	16.0	16.0	16.0	16.0	16.0	48.0	35	-0.02	0.2	79.2	4.
			89.0	80.0	40.0	16.5	16.5	16.5	16.5	16.5	49.5	36	0.06	-0.4	89.1	3.
4.	2	CHN - PEOPLE'S REPUBLIC OF CHINA												152.9	4.	283.4
														130.5		
		2-1	MA Tong	88.4	69.0	18.0	15.5	14.5	14.0	16.0	14.5	44.5	37	-0.26		
			88.7	59.0	-2.0	14.5	14.0	15.0	15.0	15.0	44.5	38	-0.06	0.5	43.0	5.
	2-2	LI Xueyao	87.6	80.5	41.0	16.0	16.5	15.5	15.5	16.0	47.5	35	0.02	-0.1	88.4	3.
			87.6	80.0	40.0	16.0	16.0	16.0	15.0	16.0	48.0	36	0.08	-0.5	87.5	4.
5.	1	MIX - MIXED												93.4	5.	183.8
														90.4		
		1-1	GLADIKOVA Svetlana	87.4	63.5	7.0	15.0	14.0	15.0	15.0	14.5	44.5	37	-0.03		
			87.6	59.0	-2.0	14.5	15.5	15.0	15.0	15.0	45.0	38	-0.26	2.0	45.0	4.
	1-2	KEIL Katharina	87.5	59.0	-2.0	15.5	15.5	15.5	15.5	15.5	46.5	35	0.43	-2.8	41.7	5.
			87.8	59.0	-2.0	15.5	15.0	15.5	15.5	15.5	46.5	36	-0.11	0.9	45.4	5.



Official Results

Competition / Weather Information												
	Time	Base Values			Weather	Temp. Start / Finish [°C]		Humid. [%]	tan. Wind [m/s]			
		Wind	Gate	Length		Air	Snow		min.	max.	Avg.	
1st Round	Group 1	15:01 - 15:10	0.00	37	81.26m	fog	-2.9 / -2.8	-10.0 / -10.0	95 / 95	-0.43	0.52	0.11
	Group 2		0.00	35	80.44m							
Final Round	Group 1	15:31 - 15:43	0.00	38	81.67m	cloudy	-3.6 / -3.9	-11.0 / -11.0	95 / 95	-0.58	0.54	-0.06
	Group 2		0.00	36	80.85m							


Statistics													
	Gate	Athletes	Falls	Distance [m]			Speed [km/h]			Competitors / Nations			
				No.	Diff	min.	max.	Avg.	min.	max.	Avg.	in start list	started
1st Round	Group 1	37	5	0	63.5	84.5	75.4	87.4	88.9	88.3	10/5	10/5	10/5
	Group 2	35	5	0	59.0	88.5	76.6	87.5	88.6	88.0			
Final Round	Group 1	38	5	0	59.0	81.5	69.7	87.6	89.3	88.5	10/5	10/5	10/5
	Group 2	36	5	0	59.0	90.0	78.7	87.6	89.0	88.2			

Technical Delegate (TD):	Chief of Competition:
FORRER Ueli (SUI)	JELENSKY Jan (SVK)

Legend	Assistant TD Assistant Technical Delegate	Avg.	Average	Ctry Code	Country Code
Humid.	Humidity	max.	maximum	min.	minimum



WINTER
UNIVERSIADE
ŠTRBSKÉ PLESO/OSRBLIE
NORDIC SKIING & BIATHLON
2015



RESULT BOOK

SKI JUMPING

Men's Normal Hill Individual



Medallists

Medal	Name	Country
GOLD	ZOGRAFSKI Vladimir	BUL - Bulgaria
SILVER	HAZETDINOV Ilmir	RUS - Russian Federation
BRONZE	KLIMOV Evgeniy	RUS - Russian Federation



Results

Jury / Competition Management				Judges				Hill Data			
Technical Delegate (TD)	FORRER Ueli (SUI)			A	RAPPENGLUECK Franz (GER)			Hill Size (HS)	100 m / (95 m)		
Chief of Competition	JELENSKY Jan (SVK)			B	GUNKA Ryszard (POL)			K-Point	90 m		
Assistant TD	NADARKIEWICZ Renata (POL)			C	BABIS Emil (SVK)			Meter Value	2.0 points / m		
Equipment Control	GANSTER Edgar (AUT)			D	POLLHAMMER Fritz (AUT)			Gate Factor	6.00 points / m		
FISU Technical Delegate	GANZENHUBER Paul (AUT)			E	BAIER Jan (CZE)			Wind Factors	6.40 / 7.74 points / m/s		

Bib	Name	Ctry Code	Speed	Distance	G / W Comp.		Points Rank
			[km/h] Rank	[m] Rank	Gate Points	[m/s] Points	
1	SIMON Tobias	GER					
2	HENNINGSSEN Alexander	NOR	85.6 18.	73.0 39.	26	-0.58 4.5	30.5 38.
3	LI Chao	CHN	84.8 48.	68.5 44.	26	0.88 -5.6	11.4 45.
4	YAKIBYUK Igor	UKR	85.7 8.	68.0 45.	26	0.27 -1.7	14.3 44.
5	KALYKOV Shynggys	KAZ	85.7 8.	73.0 39.	26	0.09 -0.6	25.4 41.
6	TAKANASHI Kanta	JPN					
7	TAEHKAUVUORI Riku	FIN	85.4 26.	83.5 29.	26	0.32 -2.0	45.0 32.
8	DODYUK Vitalii	UKR	85.1 39.	65.0 46.	26	0.33 -2.1	7.9 46.
9	MAYLAENDER Jan	GER	85.7 8.	85.5 23.	26	0.11 -0.7	50.3 25.
10	HEIDE Raiko	EST	85.7 8.	63.0 47.	26	0.68 -4.4	1.6 48.
11	OZTASYONAR Mustafa	TUR	85.7 8.	56.5 49.	26	0.03 -0.2	0.0 49.
12	MURAVITSKI Aliaksei	BLR	86.3 1.	83.0 30.	26	-0.17 1.3	47.3 29.
13	MABUCHI Minato	JPN	86.0 2.	98.5 1.	26	1.10 -7.0	70.0 2.
14	KLIMOV Evgeniy	RUS	86.0 2.	95.0 2.	26	0.04 -0.3	69.7 3.
15	TAEHKAUVUORI Frans	FIN	85.5 23.	86.5 21.	26	0.02 -0.1	52.9 21.
16	NOSAL Mojmir	SVK	84.9 46.	59.0 48.	25 2.5	-0.32 2.5	3.0 47.
17	SOUCEK Jan	CZE	85.6 18.	79.5 35.	25 2.5	0.86 -5.5	36.0 35.
18	WANG Bingrong	CHN	84.4 50.	53.5 50.	25 2.5	0.49 -3.1	0.0 49.
19	MUMINOV Sabirzhan	KAZ	85.7 8.	84.5 26.	25 2.5	-0.49 3.8	55.3 18.
20	VALTA Ossi-Pekka	FIN	85.6 18.	83.0 30.	25 2.5	0.39 -2.5	46.0 30.
21	HACEK Vit	CZE	85.2 34.	74.0 38.	25 2.5	0.39 -2.5	28.0 40.
22	KALINICHENKO Vitaliy	UKR	85.0 43.	80.0 34.	25 2.5	0.27 -1.7	40.8 34.
23	KALINCHUK Andriy	UKR	85.0 43.	71.5 42.	25 2.5	0.67 -4.3	21.2 43.
24	LIKAR Matej	SLO	85.1 39.	71.5 42.	25 2.5	-0.63 4.9	30.4 39.
25	YUKSEL Faik	TUR	85.5 23.	75.5 36.	25 2.5	0.01 -0.1	33.4 37.
26	KLYMCHUK Andrii	UKR	84.9 46.	72.5 41.	25 2.5	0.75 -4.8	22.7 42.
27	JUFFINGER Thomas	AUT	84.7 49.	85.5 23.	25 2.5	0.74 -4.7	48.8 27.

Bib	Name	Ctry Code	Speed	Distance	G / W Comp.		Points Rank
			[km/h] Rank	[m] Rank	Gate Points	[m/s] Points	
28	AUNE Joakim Larsen	NOR	85.6 18.	85.5 23.	25	-0.34 2.6	56.1 16.
29	ORTNER Thomas	AUT	85.7 8.	87.0 16.	25	-0.04 0.3	56.8 12.
30	MENZ Florian	GER	85.3 30.	81.0 33.	25	0.38 -2.4	42.1 33.
31	SKINNES Stian Andre	NOR	85.3 30.	87.0 16.	25	0.91 -5.8	50.7 24.
32	MEZNAR Mitja	SLO	85.9 4.	88.0 13.	25	0.37 -2.4	56.1 16.
33	KOCH Bjoern	AUT	85.4 26.	84.0 27.	25	0.31 -2.0	48.5 28.
34	LUNARDI Michael	ITA	85.2 34.	75.0 37.	25	-0.16 1.2	33.7 36.
35	MUELLER Lukas	AUT	85.8 6.	87.5 15.	25	-0.05 0.4	57.9 10.
36	LACKNER Thomas	AUT	85.9 4.	88.5 10.	25	0.20 -1.3	58.2 9.
37	PRISLIC Ernest	SLO	85.3 30.	88.5 10.	25	1.33 -8.5	51.0 23.
38	MANDL Ziga	SLO	85.6 18.	83.0 30.	25	-0.18 1.4	49.9 26.
39	HOSODA Shotaro	JPN	85.7 8.	89.5 9.	25	0.63 -4.0	57.5 11.
40	TROFIMOV Roman-Sergeevich	RUS	85.2 34.	87.0 16.	25	0.57 -3.6	52.9 21.
41	MIETUS Grzegorz	POL	85.1 39.	87.0 16.	25	0.25 -1.6	54.9 19.
42	GASIENICA Andrzej	POL	85.7 8.	88.5 10.	25	0.48 -3.1	56.4 14.
43	SARDYKO Alexander	RUS	85.4 26.	91.5 7.	25	0.11 -0.7	64.8 6.
44	KOZISEK Cestmir	CZE	85.2 34.	84.0 27.	25	0.70 -4.5	46.0 30.
45	ZAPOTOCZNY Andrzej	POL	85.1 39.	88.0 13.	25	0.80 -5.1	53.4 20.
46	KOT Jakub	POL	85.0 43.	87.0 16.	25	-0.02 0.2	56.7 13.
47	BIELA Stanislaw	POL	85.3 30.	91.0 8.	25	0.45 -2.9	61.6 8.
48	ZUPANCIC Miran	SLO	85.5 23.	94.5 3.	25	1.29 -8.3	63.2 7.
49	ROMASHOV Alexey	RUS	85.2 34.	86.5 21.	25	-0.10 0.8	56.3 15.
50	ZOGRAFSKI Vladimir	BUL	85.7 8.	94.5 3.	25	-0.02 0.2	71.7 1.
51	MAKSIMOVICH Mikhail	RUS	85.4 26.	93.5 5.	25	0.51 -3.3	66.2 5.
52	HAZETDINOV Ilmir	RUS	85.8 6.	93.0 6.	25	0.18 -1.2	67.3 4.
53	KOBAYASHI Junshiro	JPN					



Results

Competition / Weather Information													
	Time	Base Values			Weather	Temp. Start / Finish [°C]		Humid. [%]	tan. Wind [m/s]				
		Wind	Gate	Length		Air	Snow		min.	max.	Avg.		
Trial Round	12:46 - 13:23	0.00	26	76.75m	lightly snowfall	-1.7	-0.6	-10.0	-10.0	69 / 70	-0.63	1.33	0.30

Statistics													
	Gate		Athletes	Falls	Distance [m]			Speed [km/h]			Competitors / Nations		
	No.	Diff			min.	max.	Avg.	min.	max.	Avg.	in start list	started	with results
Trial Round	25	-0.41m	37	0	53.5	94.5	83.2	84.4	85.9	85.3	53/18	50/18	50/18
	26		13	0	56.5	98.5	76.8	84.8	86.3	85.6			

Legend

Assistant TD Assistant Technical Delegate
Ctry Code Country Code
G / W Comp. Gate / Wind Compensation
max. maximum

Avg. Average
Dist. Distance
Humid. Humidity
min. minimum



Start List

Jury / Competition Management		Judges		Hill Data	
Technical Delegate (TD)	FORRER Ueli (SUI)	A	RAPPENGLUECK Franz (GER)	Hill Size (HS)	100 m / (95 m)
Chief of Competition	JELENSKY Jan (SVK)	B	GUNKA Ryszard (POL)	K-Point	90 m
Assistant TD	NADARKIEWICZ Renata (POL)	C	BABIS Emil (SVK)	Meter Value	2.0 points / m
Equipment Control	GANSTER Edgar (AUT)	D	POLLHAMMER Fritz (AUT)	Gate Factor	6.00 points / m
FISU Technical Delegate	GANZENHUBER Paul (AUT)	E	BAIER Jan (CZE)	Wind Factors	6.40 / 7.74 points / m/s

Number of Competitors: 53, Number of Countries: 18

Bib	Name	Ctry Code	Trial			1st Round			
			Speed [km/h]	Distance [m]	Gate	Speed [km/h]	Distance [m]	Points	Rank
1	SIMON Tobias	GER							
2	HENNINGSEN Alexander	NOR							
3	LI Chao	CHN							
4	YAKIBYUK Igor	UKR							
5	KALYKOV Shynggys	KAZ							
6	TAKANASHI Kanta	JPN							
7	TAEHKAEVUORI Riku	FIN							
8	DODYUK Vatalii	UKR							
9	MAYLAENDER Jan	GER							
10	HEIDE Raiko	EST							
11	OZTASYONAR Mustafa	TUR							
12	MURAVITSKI Aliaksei	BLR							
13	MABUCHI Minato	JPN							
14	KLIMOV Evgeniy	RUS							
15	TAEHKAEVUORI Frans	FIN							
16	NOSAL Mojmir	SVK							
17	SOUCEK Jan	CZE							
18	WANG Bingrong	CHN							
19	MUMINOV Sabirzhan	KAZ							
20	VALTA Ossi-Pekka	FIN							
21	HACEK Vit	CZE							
22	KALINICHENKO Vitaliy	UKR							
23	KALINCHUK Andriy	UKR							
24	LIKAR Matej	SLO							
25	YUKSEL Faik	TUR							
26	KLYMCHUK Andrii	UKR							
27	JUFFINGER Thomas	AUT							
28	AUNE Joakim Larsen	NOR							
29	ORTNER Thomas	AUT							
30	MENZ Florian	GER							
31	SKINNES Stian Andre	NOR							
32	MEZGAR Mitja	SLO							
33	KOCH Bjoern	AUT							
34	LUNARDI Michael	ITA							
35	MUELLER Lukas	AUT							
36	LACKNER Thomas	AUT							
37	PRISLIC Ernest	SLO							
38	MANDL Ziga	SLO							
39	HOSODA Shotaro	JPN							
40	TROFIMOV Roman-Sergeevich	RUS							
41	MIETUS Grzegorz	POL							
42	GASIENICA Andrzej	POL							
43	SARDYKO Alexander	RUS							

technical break

44	KOZISEK Cestmir	CZE							
45	ZAPOTOCZNY Andrzej	POL							
46	KOT Jakub	POL							
47	BIELA Stanislaw	POL							
48	ZUPANCIC Miran	SLO							
49	ROMASHOV Alexey	RUS							
50	ZOGRAFSKI Vladimir	BUL							
51	MAKSIMOV Mikhail	RUS							
52	HAZETDINOV Ilmir	RUS							
53	KOBAYASHI Junshiro	JPN							

Legend

Assistant TD Assistant Technical Delegate

Ctry Code Country Code

Timing and Results provided by  TISSOT



Start List

Jury / Competition Management		Judges			Hill Data		
Technical Delegate (TD)	FORRER Ueli (SUI)	A	RAPPENGLUECK Franz (GER)	Hill Size (HS)	100 m / (95 m)		
Chief of Competition	JELENSKY Jan (SVK)	B	GUNKA Ryszard (POL)	K-Point	90 m		
Assistant TD	NADARKIEWICZ Renata (POL)	C	BABIS Emil (SVK)	Meter Value	2.0 points / m		
Equipment Control	GANSTER Edgar (AUT)	D	POLLHAMMER Fritz (AUT)	Gate Factor	6.00 points / m		
FISU Technical Delegate	GANZENHUBER Paul (AUT)	E	BAIER Jan (CZE)	Wind Factors	6.40 / 7.74 points / m/s		

Number of Competitors: 30, Number of Countries: 11

Start Ord.	Bib	Name	Ctry Code	1st Round												Points	Rank	Behind Points	Remarks
				Speed [km/h]	Distance [m]	Judges Marks					Gate / Wind Compensation		Points	Rank	Behind Points				
						A	B	C	D	E	Gate	Points							
1	15	TAEHKAEVUORI Frans	FIN	85.6	82.0	16.5	16.5	16.5	16.5	17.0	25	-0.58	4.5	98.0	30.	25.1			
2	20	VALTA Ossi-Pekka	FIN	85.9	83.5	16.5	16.5	17.0	16.5	16.5	25	-0.25	1.9	98.4	29.	24.7			
3	43	SARDYKO Alexander	RUS	85.1	82.5	16.5	16.5	16.0	16.5	16.5	25	-0.61	4.7	99.2	28.	23.9			
4	30	MENZ Florian	GER	85.3	86.0	17.0	17.0	17.0	16.5	17.5	25	0.53	-3.4	99.6	26.	23.5			
5	40	TROFIMOV Roman-Sergeevich	RUS	85.5	83.0	17.0	17.0	17.0	17.0	18.0	25	-0.33	2.6	99.6	26.	23.5			
6	39	HOSODA Shotaro	JPN	85.7	84.0	16.5	17.0	17.0	17.0	17.5	25	-0.16	1.2	100.2	25.	22.9			
7	19	MUMINOV Sabirzhan	KAZ	85.8	86.5	14.5	16.0	15.0	14.5	15.5	25	-0.41	3.2	101.2	23.	21.9			
8	37	PRISLIC Ernest	SLO	85.5	86.0	15.0	16.0	17.0	16.0	17.5	25	-0.03	0.2	101.2	23.	21.9			
9	1	SIMON Tobias	GER	86.0	87.0	16.5	17.0	17.0	16.5	17.5	25	0.39	-2.5	102.0	22.	21.1			
10	33	KOCH Bjoern	AUT	85.4	86.0	17.0	17.0	17.5	17.0	17.5	25	0.11	-0.7	102.8	21.	20.3			
11	9	MAYLAENDER Jan	GER	85.6	88.0	17.0	17.5	17.5	17.0	17.5	25	0.70	-4.5	103.5	20.	19.6			
12	36	LACKNER Thomas	AUT	85.9	85.0	17.5	17.5	17.5	17.5	18.0	25	-0.20	1.5	104.0	19.	19.1			
13	46	KOT Jakub	POL	85.0	87.5	18.0	18.0	17.5	17.5	18.5	25	0.61	-3.9	104.6	18.	18.5			
14	31	SKINNES Stian Andre	NOR	85.5	88.5	17.0	17.0	17.5	17.0	17.5	25	0.53	-3.4	105.1	17.	18.0			
15	28	AUNE Joakim Larsen	NOR	85.4	88.0	17.5	17.5	17.5	17.0	17.5	25	0.44	-2.8	105.7	16.	17.4			
16	44	KOZISEK Cestmir	CZE	85.5	85.0	17.0	17.0	17.0	17.0	18.0	25	-0.64	5.0	106.0	15.	17.1			
17	29	ORTNER Thomas	AUT	85.3	88.5	17.0	17.5	18.0	17.5	17.5	25	0.53	-3.4	106.1	14.	17.0			
18	38	MANDL Ziga	SLO	85.6	88.0	16.5	17.0	17.0	17.0	16.5	25	-0.06	0.5	107.0	13.	16.1			
19	49	ROMASHOV Alexey	RUS	85.3	88.5	17.5	17.5	17.5	17.5	18.5	25	0.25	-1.6	107.9	12.	15.2			
20	13	MABUCHI Minato	JPN	86.1	87.0	17.0	17.5	17.5	17.5	17.5	25	-0.37	2.9	109.4	11.	13.7			

technical break

21	45	ZAPOTOCZNY Andrzej	POL	85.7	89.0	17.0	17.5	17.5	17.0	18.0	25	-0.08	0.6	110.6	10.	12.5	
22	6	TAKANASHI Kanta	JPN	85.9	91.5	17.5	18.0	18.0	17.5	17.0	25	0.66	-4.2	111.8	9.	11.3	
23	32	MEZNAR Mitja	SLO	86.1	91.0	17.5	18.0	18.0	17.5	17.5	25	0.44	-2.8	112.2	8.	10.9	
24	47	BIELA Stanislav	POL	85.4	91.5	17.5	18.0	18.0	17.5	18.0	25	0.43	-2.8	113.7	7.	9.4	
25	53	KOBAYASHI Junshiro	JPN	85.6	89.5	17.5	17.5	18.0	17.5	18.0	25	-0.44	3.4	115.4	6.	7.7	
26	52	HAZETDINOV Ilmir	RUS	86.2	90.0	18.0	18.0	18.0	18.0	18.0	25	-0.55	4.3	118.3	5.	4.8	
27	51	MAKSIMOV Mikhail	RUS	85.6	90.5	18.0	17.5	18.0	18.0	18.0	25	-0.46	3.6	118.6	4.	4.5	
28	14	KLIMOV Evgeniy	RUS	86.1	92.5	18.0	18.0	18.0	18.0	17.0	25	-0.26	2.0	121.0	3.	2.1	
29	48	ZUPANCIC Miran	SLO	85.5	95.5	18.5	19.0	18.5	18.5	18.5	25	0.69	-4.4	122.1	2.	1.0	
30	50	ZOGRAFSKI Vladimir	BUL	85.6	95.0	18.5	18.0	18.5	18.5	17.0	25	0.30	-1.9	123.1	1.		

Legend

Assistant TD Assistant Technical Delegate

Ctry Code Country Code

Timing and Results provided by  TISSOT



Official Results

Jury / Competition Management				Judges					Hill Data									
Technical Delegate (TD)		FORRER Ueli (SUI)		A	RAPPENGLUECK Franz (GER)				Hill Size (HS)		100 m / (95 m)							
Chief of Competition		JELENSKY Jan (SVK)		B	GUNKA Ryszard (POL)				K-Point		90 m							
Assistant TD		NADARKIEWICZ Renata (POL)		C	BABIS Emil (SVK)				Meter Value		2.0 points / m							
Equipment Control		GANSTER Edgar (AUT)		D	POLLHAMMER Fritz (AUT)				Gate Factor		6.00 points / m							
FISU Technical Delegate		GANZENHUBER Paul (AUT)		E	BAIER Jan (CZE)				Wind Factors		6.40 / 7.74 points / m/s							
Rank	Bib	Name	Ctry Code	Speed [km/h]	Distance [m]	Distance Points	Judges Marks					Judges Points	Gate / Wind Compensation			Round Total	Round Rank	Total
							A	B	C	D	E		Gate	Points	[m/s]			
1.	50	ZOGRAFSKI Vladimir	BUL	85.6	95.0	70.0	18.5	18.0	18.5	18.5	17.0	55.0	25	0.30	-1.9	123.1	1.	248.8
				85.5	94.0	68.0	18.5	18.5	18.5	18.5	55.5	25	-0.29	2.2	125.7	2.		
2.	52	HAZETDINOV Ilmir	RUS	86.2	90.0	60.0	18.0	18.0	18.0	18.0	18.0	54.0	25	-0.55	4.3	118.3	5.	244.2
				86.1	94.5	69.0	18.5	18.5	18.5	18.5	55.5	25	-0.18	1.4	125.9	1.		
3.	14	KLIMOV Evgeniy	RUS	86.1	92.5	65.0	18.0	18.0	18.0	18.0	17.0	54.0	25	-0.26	2.0	121.0	3.	241.7
				86.0	91.5	63.0	17.5	17.5	17.5	17.0	18.0	52.5	25	-0.67	5.2	120.7	3.	
4.	51	MAKSIMOVICH Mikhail	RUS	85.6	90.5	61.0	18.0	17.5	18.0	18.0	18.0	54.0	25	-0.46	3.6	118.6	4.	235.3
				85.4	90.5	61.0	18.0	17.5	18.0	17.0	17.5	53.0	25	-0.35	2.7	116.7	4.	
5.	53	KOBAYASHI Junshiro	JPN	85.6	89.5	59.0	17.5	17.5	18.0	17.5	18.0	53.0	25	-0.44	3.4	115.4	6.	232.1
				85.5	91.0	62.0	17.5	18.0	18.0	17.5	18.0	53.5	25	-0.16	1.2	116.7	4.	
6.	48	ZUPANCIC Miran	SLO	85.5	95.5	71.0	18.5	19.0	18.5	18.5	18.5	55.5	25	0.69	-4.4	122.1	2.	230.5
				85.7	86.5	53.0	17.0	17.0	17.5	16.5	18.0	51.5	25	-0.51	3.9	108.4	14.	
7.	47	BIELA Stanislaw	POL	85.4	91.5	63.0	17.5	18.0	18.0	17.5	18.0	53.5	25	0.43	-2.8	113.7	7.	228.0
				85.4	91.0	62.0	18.5	18.0	18.0	17.5	18.0	54.0	25	0.26	-1.7	114.3	6.	
8.	45	ZAPOTOCZNY Andrzej	POL	85.7	89.0	58.0	17.0	17.5	17.5	17.0	18.0	52.0	25	-0.08	0.6	110.6	10.	224.8
				85.6	91.0	62.0	17.5	18.0	18.0	17.5	17.5	53.0	25	0.13	-0.8	114.2	7.	
9.	6	TAKANASHI Kanta	JPN	85.9	91.5	63.0	17.5	18.0	18.0	17.5	17.0	53.0	25	0.66	-4.2	111.8	9.	221.6
				85.7	89.0	58.0	17.5	17.5	17.5	17.5	52.5	25	0.11	-0.7	109.8	11.		
10.	32	MEZJAR Mitja	SLO	86.1	91.0	62.0	17.5	18.0	18.0	17.5	17.5	53.0	25	0.44	-2.8	112.2	8.	221.3
				86.3	89.5	59.0	17.5	17.5	17.0	17.5	17.5	52.5	25	0.37	-2.4	109.1	12.	
11.	13	MABUCHI Minato	JPN	86.1	87.0	54.0	17.0	17.5	17.5	17.5	17.5	52.5	25	-0.37	2.9	109.4	11.	219.9
				85.8	88.5	57.0	17.0	17.5	17.5	17.5	17.5	52.5	25	-0.13	1.0	110.5	10.	
12.	49	ROMASHOV Alexey	RUS	85.3	88.5	57.0	17.5	17.5	17.5	17.5	18.5	52.5	25	0.25	-1.6	107.9	12.	219.1
				85.2	90.0	60.0	18.0	17.5	17.5	17.5	17.5	52.5	25	0.20	-1.3	111.2	9.	
13.	38	MANDL Ziga	SLO	85.6	88.0	56.0	16.5	17.0	17.0	17.0	16.5	50.5	25	-0.06	0.5	107.0	13.	215.1
				85.3	88.5	57.0	17.5	18.0	18.0	17.5	17.5	53.0	25	0.30	-1.9	108.1	15.	
14.	29	ORTNER Thomas	AUT	85.3	88.5	57.0	17.0	17.5	18.0	17.5	17.5	52.5	25	0.53	-3.4	106.1	14.	213.9
				85.4	88.0	56.0	17.5	17.5	17.5	17.5	17.5	52.5	25	0.11	-0.7	107.8	16.	
15.	46	KOT Jakob	POL	85.0	87.5	55.0	18.0	18.0	17.5	17.5	18.5	53.5	25	0.61	-3.9	104.6	18.	212.1
				84.8	88.0	56.0	17.5	18.0	17.5	17.5	18.0	53.0	25	0.23	-1.5	107.5	18.	
16.	43	SARDYKO Alexander	RUS	85.1	82.5	45.0	16.5	16.5	16.0	16.5	16.5	49.5	25	-0.61	4.7	99.2	28.	212.0
				84.7	92.5	65.0	17.5	18.0	17.5	17.5	17.5	52.5	25	0.74	-4.7	112.8	8.	
17.	44	KOZISEK Cestmir	CZE	85.5	85.0	50.0	17.0	17.0	17.0	17.0	18.0	51.0	25	-0.64	5.0	106.0	15.	211.8
				85.2	87.5	55.0	17.0	17.5	17.5	17.5	17.5	52.5	25	0.26	-1.7	105.8	19.	
18.	36	LACKNER Thomas	AUT	85.9	85.0	50.0	17.5	17.5	17.5	17.5	18.0	52.5	25	-0.20	1.5	104.0	19.	211.7
				85.9	89.0	58.0	17.5	17.5	18.0	17.0	17.5	52.5	25	0.44	-2.8	107.7	17.	
19.	19	MUMINOV Sabirzhan	KAZ	85.8	86.5	53.0	14.5	16.0	15.0	14.5	15.5	45.0	25	-0.41	3.2	101.2	23.	210.3
				86.1	91.0	62.0	15.5	16.0	16.5	15.5	16.0	47.5	25	0.07	-0.4	109.1	12.	
20.	33	KOCH Bjoern	AUT	85.4	86.0	52.0	17.0	17.0	17.5	17.0	17.5	51.5	25	0.11	-0.7	102.8	21.	208.6
				85.5	88.0	56.0	16.5	17.0	17.0	16.5	16.5	50.5	25	0.11	-0.7	105.8	19.	
20.	28	AUNE Joakim Larsen	NOR	85.4	88.0	56.0	17.5	17.5	17.5	17.0	17.5	52.5	25	0.44	-2.8	105.7	16.	208.6
				85.6	86.0	52.0	17.0	17.5	17.0	17.5	17.5	51.5	25	0.10	-0.6	102.9	22.	
22.	31	SKINNES Stian Andre	NOR	85.5	88.5	57.0	17.0	17.0	17.5	17.0	17.5	51.5	25	0.53	-3.4	105.1	17.	206.8
				85.7	86.5	53.0	17.0	17.5	17.0	17.0	17.0	51.0	25	0.36	-2.3	101.7	27.	
23.	9	MAYLAENDER Jan	GER	85.6	88.0	56.0	17.0	17.5	17.5	17.0	17.5	52.0	25	0.70	-4.5	103.5	20.	205.9
				85.2	86.5	53.0	16.5	17.0	17.5	17.0	17.5	51.5	25	0.33	-2.1	102.4	24.	
24.	1	SIMON Tobias	GER	86.0	87.0	54.0	16.5	17.0	17.0	16.5	17.5	50.5	25	0.39	-2.5	102.0	22.	204.3
				86.0	86.5	53.0	17.0	17.5	17.0	16.5	16.5	50.5	25	0.18	-1.2	102.3	25.	
25.	20	VALTA Ossi-Pekka	FIN	85.9	83.5	47.0	16.5	16.5	17.0	16.5	16.5	49.5	25	-0.25	1.9	98.4	29.	203.1
				85.7	88.0	56.0	17.0	17.5	17.5	17.0	17.5	52.0	25	0.51	-3.3	104.7	21.	
26.	37	PRISLIC Ernest	SLO	85.5	86.0	52.0	15.0	16.0	17.0	16.0	17.5	49.0	25	-0.03	0.2	101.2	23.	203.0
				85.5	86.0	52.0	17.0	17.0	17.5	17.0	17.0	51.0	25	0.18	-1.2	101.8	26.	
27.	39	HOSODA Shotaro	JPN	85.7	84.0	48.0	16.5	17.0	17.0	17.0	17.5	51.0	25	-0.16	1.2	100.2	25.	201.1
				85.7	85.0	50.0	16.5	17.0	17.0	17.5	17.0	51.0	25	0.01	-0.1	100.9	28.	
28.	15	TAEHKAEVUORI Frans	FIN	85.6	82.0	44.0	16.5	16.5	16.5	16.5	17.0	49.5	25	-0.58	4.5	98.0	30.	200.8
				85.2	86.5	53.0	17.0	17.5	17.5	17.0	17.0	51.5	25	0.26	-1.7	102.8	23.	
29.	30	MENZ Florian	GER	85.3	86.0	52.0	17.0	17.0	17.0	16.5	17.5	51.0	25	0.53	-3.4	99.6	26.	199.7
				85.3	86.0	52.0	16.5	17.0	17.0	16.5	17.5	50.5	25	0.37	-2.4	100.1	29.	
30.	40	TROFIMOV Roman-Sergeevich	RUS	85.5	83.0	46.0	17.0	17.0	17.0	17.0	18.0	51.0	25	-0.33	2.6	99.6	26.	197.3
				85.3	84.0	48.0	16.5	16.5	17.0	16.5	16.5	49.5	25	-0.03	0.2	97.7	30.	



Official Results

Rank	Bib	Name	Ctry Code	Speed [km/h]	Distance [m]	Distance Points	Judges Marks					Judges Points	Gate / Wind Compensation		Round Total	Round Rank	Total	
							A	B	C	D	E		Gate	Points				[m/s]
not qualified for final round																		
31.	34	LUNARDI Michael	ITA	85.5	84.0	48.0	16.5	17.0	16.5	16.5	17.5	50.0	25	0.09	-0.6	97.4	31.	97.4
32.	7	TAEHKAEVUORI Riku	FIN	85.5	85.5	51.0	17.0	17.0	17.0	17.0	17.0	51.0	25	0.85	-5.4	96.6	32.	96.6
33.	35	MUELLER Lukas	AUT	85.9	82.5	45.0	17.0	17.5	16.5	17.0	17.5	51.5	25	0.02	-0.1	96.4	33.	96.4
34.	41	MIETUS Grzegorz	POL	85.5	81.0	42.0	16.5	16.5	16.5	17.0	17.0	50.0	25	-0.54	4.2	96.2	34.	96.2
35.	22	KALINICHENKO Vitaliy	UKR	85.2	83.5	47.0	17.5	17.0	17.0	17.0	17.0	51.0	25	0.32	-2.0	96.0	35.	96.0
36.	42	GASIENICA Andrzej	POL	85.4	78.5	37.0	14.5	15.0	15.0	14.5	15.5	44.5	25	-0.82	6.3	87.8	36.	87.8
37.	2	HENNINGSEN Alexander	NOR	85.6	77.5	35.0	16.0	16.5	16.5	16.0	16.0	48.5	25	-0.09	0.7	84.2	37.	84.2
38.	26	KLYMCHUK Andrii	UKR	84.9	80.0	40.0	15.5	16.0	16.0	15.5	15.5	47.0	25	0.66	-4.2	82.8	38.	82.8
39.	27	JUFFINGER Thomas	AUT	84.6	78.5	37.0	16.0	16.0	15.5	16.0	16.0	48.0	25	0.49	-3.1	81.9	39.	81.9
40.	12	MURAVITSKI Aliaksei	BLR	86.1	75.0	30.0	16.0	16.0	15.5	16.0	15.5	47.5	25	-0.36	2.8	80.3	40.	80.3
41.	25	YUKSEL Faik	TUR	85.3	77.5	35.0	15.5	15.5	16.0	15.5	16.0	47.0	25	0.48	-3.1	78.9	41.	78.9
42.	17	SOUCEK Jan	CZE	85.7	71.0	22.0	16.0	15.5	16.0	16.0	16.0	48.0	25	-0.58	4.5	74.5	42.	74.5
43.	21	HACEK Vit	CZE	85.3	72.0	24.0	16.0	15.5	16.0	16.0	16.5	48.0	25	-0.14	1.1	73.1	43.	73.1
44.	24	LIKAR Matej	SLO	85.1	74.5	29.0	13.5	14.5	15.5	15.0	16.0	45.0	25	0.34	-2.2	71.8	44.	71.8
45.	5	KALYKOV Shynggys	KAZ	85.8	72.0	24.0	16.0	15.5	15.5	16.0	16.0	47.5	25	-0.02	0.2	71.7	45.	71.7
46.	23	KALINCHUK Andriy	UKR	85.1	73.0	26.0	16.0	16.0	16.0	16.0	16.0	48.0	25	0.45	-2.9	71.1	46.	71.1
47.	10	HEIDE Raiko	EST	85.8	64.0	8.0	15.0	15.0	15.0	15.0	16.0	45.0	25	0.17	-1.1	51.9	47.	51.9
48.	16	NOSAL Mojmir	SVK	85.5	59.0	-2.0	13.5	14.0	13.5	14.0	14.0	41.5	25	-1.08	8.4	47.9	48.	47.9
49.	3	CHAO Li	CHN	84.5	64.5	9.0	14.0	14.0	14.0	14.0	14.5	42.0	25	0.59	-3.8	47.2	49.	47.2
50.	8	DODYUK Vatalii	UKR	85.2	62.0	4.0	15.0	15.0	15.5	15.5	16.0	46.0	25	0.48	-3.1	46.9	50.	46.9
51.	4	YAKIBYUK Igor	UKR	85.5	60.0	0.0	15.0	15.0	15.5	15.0	15.0	45.0	25	0.35	-2.2	42.8	51.	42.8
52.	18	WANG Bingrong	CHN	84.5	54.0	-12.0	15.0	14.0	15.0	14.5	15.5	44.5	25	-0.72	5.6	38.1	52.	38.1
53.	11	OZTASYONAR Mustafa	TUR	85.4	54.5	-11.0	13.0	13.5	13.5	13.5	13.5	40.5	25	-0.20	1.5	31.0	53.	31.0



TUE 27 JAN 2015

Start Time 15:03 / Finish Time 16:41

Official Results

Competition / Weather Information											
	Time	Base Values			Weather	Temp. Start / Finish [°C]		Humid. [%]	tan. Wind [m/s]		
		Wind	Gate	Length		Air	Snow		min.	max.	Avg.
1st Round	15:03 - 15:54	0.00	25	76.34m	partly cloudy	-3.2 / -4.4	-11.0 / -12.0	78 / 81	-1.08	0.85	0.03
Final Round	16:12 - 16:41	0.00	25	76.34m	lightly snowfall	-4.5 / -5.2	-12.0 / -12.0	83 / 83	-0.67	0.74	0.11

Statistics													
	Gate		Athletes	Falls	Distance [m]			Speed [km/h]			Competitors / Nations		
	No.	Diff			min.	max.	Avg.	min.	max.	Avg.	in start list	started	with results
1st Round	25		53	0	54.0	95.5	81.1	84.5	86.2	85.5	53/18	53/18	53/18
Final Round	25		30	0	84.0	94.5	88.6	84.7	86.3	85.5	30/11	30/11	30/11

Technical Delegate (TD): FORRER Ueli (SUI)	Chief of Competition: JELENSKY Jan (SVK)
--	--

Legend			
Assistant TD	Assistant Technical Delegate	Avg.	Average
Ctry Code	Country Code	Humid.	Humidity
max.	maximum	min.	minimum



Results

Jury / Competition Management		Judges			Hill Data	
Technical Delegate (TD)	FORRER Ueli (SUI)	A	RAPPENGLUECK Franz (GER)	Hill Size (HS)	100 m / (95 m)	
Chief of Competition	JELENSKY Jan (SVK)	B	GUNKA Ryszard (POL)	K-Point	90 m	
Assistant TD	NADARKIEWICZ Renata (POL)	C	BABIS Emil (SVK)	Meter Value	2.0 points / m	
Equipment Control	GANSTER Edgar (AUT)	D	POLLHAMMER Fritz (AUT)	Gate Factor	6.00 points / m	
FISU Technical Delegate	GANZENHUBER Paul (AUT)	E	BAIER Jan (CZE)	Wind Factors	6.40 / 7.74 points / m/s	

Bib	Name	Ctry Code	1st Round					2nd Round					Remarks
			Speed	Distance	G / W		Comp. Points	Speed	Distance	G / W		Comp. Points	
			[km/h]	[m]	Gate	[m/s]	Rank	[km/h]	[m]	Gate	[m/s]	Rank	
			Rank	Rank	Points	Points	Rank	Rank	Points	Points	Rank		
1	HENNINGSEN Alexander	NOR	85.9 35.	68.5 29.	27 3.1	-0.40 27.	20.1	86.7 22.	81.5 26.	30 -4.4	0.68 27.	38.6	
2	LI Chao	CHN	85.3 40.	58.5 35.	27 7.4	-0.95 34.	4.4	85.9 38.	69.5 34.	30 -2.4	0.37 34.	16.6	
3	YAKIBYUK Igor	UKR	85.7 37.	58.5 35.	27 2.3	-0.30 36.	0.0	86.7 22.	76.0 31.	30 -4.2	0.65 32.	27.8	
4	KALYKOV Shynggys	KAZ	86.4 22.	66.5 32.	27 1.5	-0.19 31.	14.5	87.0 10.	79.0 30.	30 -4.4	0.69 30.	33.6	
5	KOBAYASHI Junshiro	JPN	85.7 37.	86.5 4.	27 -0.3	0.05 1.	52.7	86.6 28.	94.5 4.	30 -5.2	0.81 4.	63.8	
6	TAKANASHI Kanta	JPN	86.6 12.	83.0 10.	29 -4.9	0.29 -1.9	39.2	87.2 8.	93.5 6.	30 -4.0	0.62 6.	63.0	
7	TAEHKAEVUORI Riku	FIN	86.4 22.	80.5 14.	29 -4.9	-0.76 12.	42.0	86.8 18.	86.0 22.	30 -2.9	0.46 23.	49.1	
8	DODYUK Vatalii	UKR	86.1 31.	63.5 33.	29 -4.9	-0.86 6.7	8.8	86.4 35.	68.0 35.	30 -2.4	0.38 35.	13.6	
9	SARKISIAN Arturi	GEO											
10	MAYLAENDER Jan	GER											
11	HEIDE Raiko	EST	86.9 4.	61.0 34.	29 -4.9	-0.68 5.3	2.4	86.9 14.	64.0 38.	30 -2.4	0.38 38.	5.6	
12	OZTASYONAR Mustafa	TUR	86.0 33.	49.0 39.	29 -4.9	-0.95 7.4	0.0	86.6 28.	66.5 36.	30 -3.0	0.47 36.	10.0	
13	MURAVITSKI Aliaksei	BLR	86.8 7.	70.0 28.	29 -4.9	-0.50 3.9	19.0	87.5 1.	81.5 26.	30 -1.2	0.19 25.	41.8	
14	MABUCHI Minato	JPN	86.9 4.	80.0 17.	29 -4.9	-0.88 6.8	41.9	87.3 6.	91.0 10.	30 -2.3	0.36 8.	59.7	
15	PACHIN Andrey	RUS											
16	TAEHKAEVUORI Frans	FIN	86.2 28.	80.0 17.	29 -4.9	-0.23 1.8	36.9	86.7 22.	89.5 17.	30 -2.0	0.31 14.	57.0	
17	NOSAL Mojmir	SVK	86.5 18.	58.5 35.	29 -4.9	0.23 -1.5	0.0	86.8 18.	64.5 37.	30 -3.1	0.49 37.	5.9	
18	SOUCEK Jan	CZE	86.6 12.	79.0 20.	29 -4.9	0.61 -3.9	29.2	87.0 10.	81.0 28.	30 -4.2	0.66 29.	37.8	
19	WANG Bingrong	CHN	85.4 39.	54.0 38.	29 -4.9	0.50 -3.2	0.0	85.7 40.	56.5 39.	30 -0.6	0.09 39.	0.0	
20	MUMINOV Sabirzhan	KAZ	86.8 7.	88.5 1.	29 -4.9	0.03 -0.2	51.9	87.4 3.	90.0 14.	30 -0.9	0.14 9.	59.1	
21	VALTA Ossi-Pekka	FIN	86.9 4.	87.5 2.	29 -4.9	0.38 -2.4	47.7	87.4 3.	90.0 14.	30 1.5	-0.19 7.	61.5	
22	HACEK Vit	CZE	86.2 28.	68.0 30.	29 -4.9	-0.21 1.6	12.7	86.6 28.	74.5 32.	30 -0.4	0.07 31.	28.6	
23	PENDZIVATER Michal	SVK	85.8 36.	41.0 40.	29 -4.9	0.30 -1.9	0.0	85.9 38.	42.0 40.	30 2.6	-0.33 39.	0.0	
24	KALINICHENKO Vitaliy	UKR											
25	KALINCHUK Andriy	UKR	86.3 26.	72.5 27.	29 -4.9	0.01 -0.1	20.0	86.6 28.	74.0 33.	30 -1.7	0.26 33.	26.3	
26	LIKAR Matej	SLO	86.5 18.	78.0 22.	29 -4.9	0.60 -3.8	27.3	86.6 28.	81.0 28.	30 -4.0	0.63 28.	38.0	
27	YUKSEL Faik	TUR	86.4 22.	74.5 26.	29 -4.9	-0.02 0.2	24.3	87.2 8.	82.0 25.	30 -4.1	0.64 26.	39.9	



Results

Bib	Name	Ctry Code	1st Round					2nd Round					Remarks
			Speed	Distance	G / W	Comp.	Points	Speed	Distance	G / W	Comp.	Points	
			[km/h]	[m]	Gate	[m/s]	Rank	[km/h]	[m]	Gate	[m/s]	Rank	
28	KLYMCHUK Andrii	UKR											
29	JUFFINGER Thomas	AUT	86.0	82.0	29	-0.03	39.3	86.0	86.0	30	0.30	50.1	
			33.	12.	-4.9	0.2	16.	37.	22.		-1.9	21.	
30	AUNE Joakim Larsen	NOR	86.6	80.5	29	-0.41	39.3	86.7	87.0	30	0.52	50.7	
			12.	14.	-4.9	3.2	16.	22.	21.		-3.3	20.	
31	ORTNER Thomas	AUT	87.0	84.5	29	-0.02	44.3	87.3	94.5	30	0.89	63.3	
			1.	7.	-4.9	0.2	8.	6.	4.		-5.7	5.	
32	MENZ Florian	GER	86.6	80.0	29	-0.75	40.9	86.8	88.0	30	0.98	49.7	
			12.	17.	-4.9	5.8	14.	18.	19.		-6.3	22.	
33	SKINNES Stian Andre	NOR	86.7	87.5	29	0.30	48.2	86.9	91.5	30	0.75	58.2	
			9.	2.	-4.9	-1.9	5.	14.	8.		-4.8	12.	
34	WANGLER Niklas	GER											
35	KOCH Bjoern	AUT	86.3	83.0	29	-0.17	42.4	86.8	88.0	30	0.61	52.1	
			26.	10.	-4.9	1.3	11.	18.	19.		-3.9	19.	
36	LUNARDI Michael	ITA	86.6	67.0	29	-0.72	14.7	87.0	83.0	30	0.35	43.8	
			12.	31.	-4.9	5.6	30.	10.	24.		-2.2	24.	
37	MUELLER Lukas	AUT	87.0	80.5	29	-0.43	39.4	87.5	88.5	30	0.42	54.3	
			1.	14.	-4.9	3.3	15.	1.	18.		-2.7	17.	
38	LACKNER Thomas	AUT	87.0	83.5	29	-0.22	43.8	87.4	90.5	30	0.49	57.9	
			1.	8.	-4.9	1.7	10.	3.	12.		-3.1	13.	
39	PRISLIC Ernest	SLO	86.7	81.0	29	-1.13	45.8	86.9	90.5	30	0.63	57.0	
			9.	13.	-4.9	8.7	7.	14.	12.		-4.0	14.	
40	HOSODA Shotaro	JPN	86.7	76.0	29	-1.18	36.2	87.0	91.0	30	0.86	56.5	
			9.	25.	-4.9	9.1	21.	10.	10.		-5.5	16.	
41	TROFIMOV Roman-Sergeevich	RUS											
42	MIETUS Grzegorz	POL	86.5	79.0	29	-0.67	38.3	86.7	92.5	30	0.96	58.9	
			18.	20.	-4.9	5.2	19.	22.	7.		-6.1	10.	
43	VESELOV Denis	RUS											
44	SHUVALOV Alexander	RUS											
45	GASIENICA Andrzej	POL	86.5	77.5	29	-0.01	30.2	86.7	90.0	30	0.94	54.0	
			18.	23.	-4.9	0.1	23.	22.	14.		-6.0	18.	
46	SARDYKO Alexander	RUS											
47	KOZISEK Cestmir	CZE	86.6	83.5	29	-0.26	44.1	86.6	91.5	30	0.66	58.8	
			12.	8.	-4.9	2.0	9.	28.	8.		-4.2	11.	
48	ZAPOTOCZNY Andrzej	POL	86.4	77.5	29	-0.47	33.7	86.9	96.5	30	0.73	68.3	
			22.	23.	-4.9	3.6	22.	14.	2.		-4.7	2.	
49	KOT Jakub	POL	86.2	86.5	29	-0.09	48.8	86.4	98.0	30	0.92	70.1	
			28.	4.	-4.9	0.7	4.	35.	1.		-5.9	1.	
50	BIELA Stanislaw	POL											
51	ROMASHOV Alexey	RUS											
52	ZOGRAFSKI Vladimir	BUL	86.1	86.0	29	-0.64	52.1	86.5	96.5	30	0.83	67.7	
			31.	6.	-4.9	5.0	2.	34.	2.		-5.3	3.	
53	MAKSIMOV Mikhail	RUS											
54	HAZETDINOV Ilmir	RUS											



Results

Competition / Weather Information											
	Time	Base Values			Weather	Temp. Start / Finish [°C]		Humid. [%]	tan. Wind [m/s]		
		Wind	Gate	Length		Air	Snow		min.	max.	Avg.
1st Round	14:01 - 14:30	0.00	27	77.16m	lightly snowfall	-0.4 / -0.6	-9.0 / -9.0	74 / 75	-1.18	0.61	-0.27
2nd Round	14:37 - 15:02	0.00	30	78.39m	lightly snowfall	-1.0 / -1.6	-9.0 / -9.0	75 / 77	-0.33	0.98	0.52

Statistics													
	Gate		Athletes	Falls	Distance [m]			Speed [km/h]			Competitors / Nations		
	No.	Diff			min.	max.	Avg.	min.	max.	Avg.	in start list	started	with results
1st Round	27		5	0	58.5	86.5	67.7	85.3	86.4	85.8	54/19	40/17	40/17
	29	+0.82m	35	0	41.0	88.5	75.5	85.4	87.0	86.4			
2nd Round	30		40	0	42.0	98.0	82.9	85.7	87.5	86.7	54/19	40/17	40/17

Legend

Assistant TD Assistant Technical Delegate
Ctry Code Country Code
G / W Comp. Gate / Wind Compensation
max. maximum

Avg. Average
Dist. Distance
Humid. Humidity
min. minimum



MON 26 JAN 2015

Start Time 14:00 / Finish Time 15:20

Results

Jury / Competition Management				Judges				Hill Data			
Technical Delegate (TD)	FORRER Ueli (SUI)			A	RAPPENGLUECK Franz (GER)			Hill Size (HS)	100 m / (95 m)		
Chief of Competition	JELENSKY Jan (SVK)			B	GUNKA Ryszard (POL)			K-Point	90 m		
Assistant TD	NADARKIEWICZ Renata (POL)			C	BABIS Emil (SVK)			Meter Value	2.0 points / m		
Equipment Control	GANSTER Edgar (AUT)			D	POLLHAMMER Fritz (AUT)			Gate Factor	6.00 points / m		
FISU Technical Delegate	GANZENHUBER Paul (AUT)			E	BAIER Jan (CZE)			Wind Factors	6.40 / 7.74 points / m/s		

Bib	Name	Ctry Code	1st Round					2nd Round					Remarks
			Speed	Distance	G / W	Comp.	Points	Speed	Distance	G / W	Comp.	Points	
			[km/h]	[m]	Gate	[m/s]	Rank	[km/h]	[m]	Gate	[m/s]	Rank	
			Rank	Rank	Points	Points	Rank	Rank	Points	Points	Rank		
1	HENNINGSEN Alexander	NOR	85.8 14.	81.5 34.	27 -5.1	0.79 35.	37.9	85.6 29.	78.0 38.	26 -3.9	0.61 38.	32.1	
2	LI Chao	CHN	85.3 35.	68.0 46.	27 -6.5	1.01 46.	9.5	85.0 48.	63.5 45.	26 -2.9	0.45 45.	4.1	
3	YAKIBYUK Igor	UKR	85.8 14.	69.0 45.	27 -5.3	0.83 45.	12.7	85.8 13.	61.5 46.	26 -3.1	0.49 46.	0.0	
4	KALYKOV Shynggys	KAZ	86.2 4.	78.0 38.	27 -4.0	0.63 39.	32.0	86.3 2.	75.5 40.	26 -4.8	0.75 41.	26.2	
5	KOBAYASHI Junshiro	JPN	85.8 14.	98.5 1.	27 -5.4	0.85 1.	71.6	85.8 13.	96.0 1.	26 -3.8	0.59 1.	68.2	
6	TAKANASHI Kanta	JPN	86.1 7.	94.0 2.	27 -6.1	0.95 7.	61.9	86.0 8.	88.0 11.	26 -3.8	0.60 15.	52.2	
7	TAEHKAUVUORI Riku	FIN	86.1 7.	90.5 11.	27 -6.0	0.93 17.	55.0	85.9 12.	85.5 25.	26 -3.6	0.56 25.	47.4	
8	DODYUK Vatalii	UKR	85.3 35.	65.5 47.	27 -3.6	0.57 47.	7.4	85.2 46.	64.5 44.	26 -3.5	0.55 44.	5.5	
9	SARKISIAN Arturi	GEO											
10	MAYLAENDER Jan	GER	85.9 11.	70.5 44.	27 -4.0	0.62 44.	17.0	85.6 29.	86.5 18.	26 -2.9	0.46 23.	50.1	
11	HEIDE Raiko	EST											
12	OZTASYONAR Mustafa	TUR	85.2 41.	60.5 48.	27 -4.2	0.66 48.	0.0	85.6 29.	61.0 47.	26 -2.2	0.34 46.	0.0	
13	MURAVITSKI Aliaksei	BLR	86.2 4.	77.0 40.	27 -5.4	0.85 40.	28.6	86.3 2.	78.5 37.	26 -3.0	0.47 37.	34.0	
14	MABUCHI Minato	JPN	86.5 1.	93.0 5.	27 -3.2	0.50 5.	62.8	86.4 1.	91.0 6.	26 -3.3	0.51 6.	58.7	
15	KLIMOV Evgeniy	RUS	85.8 14.	93.0 5.	27 -4.6	0.72 8.	61.4	85.6 29.	92.5 5.	26 -2.6	0.41 5.	62.4	
16	TAEHKAUVUORI Frans	FIN	85.7 20.	88.5 15.	27 -6.3	0.98 22.	50.7	85.7 19.	88.0 11.	26 -3.5	0.55 13.	52.5	
17	NOSAL Mojmir	SVK	85.8 14.	60.5 48.	27 -2.8	0.44 48.	0.0	85.6 29.	60.5 48.	26 -1.9	0.30 46.	0.0	
18	SOUCEK Jan	CZE	85.9 11.	80.5 36.	27 -6.4	1.00 37.	34.6	85.7 19.	76.5 39.	26 -2.3	0.36 39.	30.7	
19	WANG Bingrong	CHN	84.7 50.	53.5 50.	27 -5.4	0.85 48.	0.0	84.4 50.	53.0 49.	26 -1.7	0.27 46.	0.0	
20	MUMINOV Sabirzhan	KAZ	86.3 2.	92.0 7.	27 -7.3	1.14 15.	56.7	86.0 8.	82.5 30.	26 -0.8	0.13 29.	44.2	
21	VALTA Ossi-Pekka	FIN	86.3 2.	91.0 9.	27 -6.5	1.01 16.	55.5	86.1 6.	83.0 28.	26 -1.9	0.30 30.	44.1	
22	HACEK Vit	CZE	85.8 14.	78.0 38.	27 -3.8	0.59 38.	32.2	85.6 29.	51.0 50.	26 -1.9	0.29 46.	0.0	
23	PENDZIVATER Michal	SVK											
24	KALINICHENKO Vitaliy	UKR	85.7 20.	82.0 33.	27 -5.6	0.88 34.	38.4	85.7 19.	83.0 28.	26 -1.4	0.22 28.	44.6	
25	KALINCHUK Andriy	UKR	85.4 29.	73.5 43.	27 -2.5	0.39 43.	24.5	85.4 43.	69.0 43.	26 0.5	-0.06 43.	18.5	
26	LIKAR Matej	SLO	85.6 22.	80.0 37.	27 -4.5	0.71 36.	35.5	85.5 40.	74.0 41.	26 -0.7	0.11 40.	27.3	
27	YUKSEL Faik	TUR	86.2 4.	75.0 42.	27 -2.0	0.31 41.	28.0	85.8 13.	72.5 42.	26 -0.5	0.08 42.	24.5	



Results

Bib	Name	Ctry Code	1st Round					2nd Round					Remarks
			Speed	Distance	G / W	Comp.	Points	Speed	Distance	G / W	Comp.	Points	
			[km/h]	[m]	Gate	[m/s]	Rank	[km/h]	[m]	Gate	[m/s]	Rank	
28	KLYMCHUK Andrii	UKR	85.3	76.0	27	0.77	27.1	85.5	80.0	26	0.21	38.7	
			35.	41.		-4.9	42.	40.	36.		-1.3	36.	
29	JUFFINGER Thomas	AUT	85.4	85.5	27	0.81	45.8	85.5	84.0	26	0.26	46.3	
			29.	23.		-5.2	32.	40.	26.		-1.7	26.	
30	AUNE Joakim Larsen	NOR	85.6	83.0	25	0.44	48.1	85.8	87.0	26	0.33	51.9	
			22.	30.	4.9	-2.8	29.	13.	14.		-2.1	16.	
31	ORTNER Thomas	AUT	85.9	87.5	25	0.48	56.8	86.0	89.5	26	0.30	57.1	
			11.	18.	4.9	-3.1	14.	8.	9.		-1.9	10.	
32	MENZ Florian	GER	85.5	83.0	25	0.58	47.2	85.6	81.0	26	0.31	40.0	
			27.	30.	4.9	-3.7	30.	29.	33.		-2.0	34.	
33	SKINNES Stian Andre	NOR	85.6	84.5	25	0.74	49.2	85.8	86.5	26	0.36	50.7	
			22.	25.	4.9	-4.7	25.	13.	18.		-2.3	21.	
34	WANGLER Niklas	GER											
35	KOCH Bjoern	AUT	85.3	86.0	25	0.66	52.7	85.7	86.5	26	0.25	51.4	
			35.	22.	4.9	-4.2	21.	19.	18.		-1.6	18.	
36	LUNARDI Michael	ITA	85.4	83.5	25	0.53	48.5	85.6	83.5	26	0.33	44.9	
			29.	28.	4.9	-3.4	28.	29.	27.		-2.1	27.	
37	MUELLER Lukas	AUT	86.0	89.0	25	0.49	59.8	86.2	86.5	26	0.27	51.3	
			9.	13.	4.9	-3.1	10.	5.	18.		-1.7	19.	
38	LACKNER Thomas	AUT	86.0	91.0	25	0.71	62.4	86.3	90.0	26	0.39	57.5	
			9.	9.	4.9	-4.5	6.	2.	7.		-2.5	8.	
39	PRISLIC Ernest	SLO	85.6	87.5	25	0.80	54.8	85.7	86.5	26	0.34	50.8	
			22.	18.	4.9	-5.1	19.	19.	18.		-2.2	20.	
40	HOSODA Shotaro	JPN	85.5	88.0	25	0.52	57.6	85.7	87.5	26	0.39	52.5	
			27.	16.	4.9	-3.3	12.	19.	13.		-2.5	13.	
41	TROFIMOV Roman-Sergeevich	RUS	85.4	88.0	25	0.59	57.1	85.7	87.0	26	0.63	50.0	
			29.	16.	4.9	-3.8	13.	19.	14.		-4.0	24.	
42	MIETUS Grzegorz	POL	85.1	85.0	25	0.80	49.8	85.6	86.5	26	0.44	50.2	
			43.	24.	4.9	-5.1	23.	29.	18.		-2.8	22.	
43	VESELOV Denis	RUS	85.1	84.5	25	0.66	49.7	85.4	82.5	26	0.36	42.7	
			43.	25.	4.9	-4.2	24.	43.	30.		-2.3	32.	
44	SHUVALOV Alexander	RUS	85.0	83.5	25	0.52	48.6	85.4	81.0	26	0.29	40.1	
			46.	28.	4.9	-3.3	27.	43.	33.		-1.9	33.	
45	GASIENICA Andrzej	POL	85.4	81.0	25	0.36	44.6	85.7	82.5	26	0.19	43.8	
			29.	35.	4.9	-2.3	33.	19.	30.		-1.2	31.	
46	SARDYKO Alexander	RUS	84.9	84.5	25	0.75	49.1	85.2	81.0	26	0.33	39.9	
			48.	25.	4.9	-4.8	26.	46.	33.		-2.1	35.	
47	KOZISEK Cestmir	CZE	85.3	87.0	25	0.63	54.9	85.7	86.5	26	0.21	51.7	
			35.	20.	4.9	-4.0	18.	19.	18.		-1.3	17.	
48	ZAPOTOCZNY Andrzej	POL	85.1	82.5	25	0.47	46.9	86.1	90.0	26	0.24	58.5	
			43.	32.	4.9	-3.0	31.	6.	7.		-1.5	7.	
49	KOT Jakub	POL	84.8	89.5	25	0.48	60.8	85.0	89.5	26	0.24	57.5	
			49.	12.	4.9	-3.1	9.	48.	9.		-1.5	8.	
50	BIELA Stanislaw	POL	85.2	89.0	25	0.58	59.2	85.8	87.0	26	0.22	52.6	
			41.	13.	4.9	-3.7	11.	13.	14.		-1.4	12.	
51	ROMASHOV Alexey	RUS	85.3	86.5	25	0.73	53.2	85.6	87.0	26	-0.06	54.5	
			35.	21.	4.9	-4.7	20.	29.	14.		0.5	11.	
52	ZOGRAFSKI Vladimir	BUL	85.0	91.5	25	0.59	64.1	85.6	93.0	26	0.05	65.7	
			46.	8.	4.9	-3.8	4.	29.	4.		-0.3	4.	
53	MAKSIMOVICH Mikhail	RUS	85.4	93.5	25	0.59	68.1	85.7	93.5	26	0.14	66.1	
			29.	3.	4.9	-3.8	2.	19.	2.		-0.9	2.	
54	HAZETDINOV Ilmir	RUS	85.6	93.5	25	0.60	68.1	86.0	93.5	26	0.16	66.0	
			22.	3.	4.9	-3.8	2.	8.	2.		-1.0	3.	



Results

Competition / Weather Information											
	Time	Base Values			Weather	Temp. Start / Finish [°C]		Humid. [%]	tan. Wind [m/s]		
		Wind	Gate	Length		Air	Snow		min.	max.	Avg.
1st Round	14:00 - 14:35	0.00	27	77.16m	snowfall	-1.4 / -1.9	-10.0 / -10.0	83 / 83	0.31	1.14	0.69
2nd Round	14:44 - 15:20	0.00	26	76.75m	lightly snowfall	-1.9 / -2.7	-10.0 / -10.0	83 / 85	-0.06	0.75	0.33

Statistics													
	Gate		Athletes	Falls	Distance [m]			Speed [km/h]			Competitors / Nations		
	No.	Diff			min.	max.	Avg.	min.	max.	Avg.	in start list	started	with results
1st Round	25	-0.82m	24	0	81.0	93.5	86.7	84.8	86.0	85.3	54/19	50/17	50/17
	27		26	0	53.5	98.5	79.0	84.7	86.5	85.7			
2nd Round	26		50	1	51.0	96.0	81.2	84.4	86.4	85.6	54/19	50/17	50/17

Legend

Assistant TD Assistant Technical Delegate
Ctry Code Country Code
G / W Comp. Gate / Wind Compensation
max. maximum

Avg. Average
Dist. Distance
Humid. Humidity
min. minimum



WED 28 JAN 2015

Start Time 14:00 / Finish Time 14:36

Results

Jury / Competition Management		Judges				Hill Data	
Technical Delegate (TD)	FORRER Ueli (SUI)	A	RAPPENGLUECK Franz (GER)	Hill Size (HS)	100 m / (95 m)		
Chief of Competition	JELENSKY Jan (SVK)	B	GUNKA Ryszard (POL)	K-Point	90 m		
Assistant TD	NADARKIEWICZ Renata (POL)	C	BABIS Emil (SVK)	Meter Value	2.0 points / m		
Equipment Control	GANSTER Edgar (AUT)	D	POLLHAMMER Fritz (AUT)	Gate Factor	6.00 points / m		
FISU Technical Delegate	GANZENHUBER Paul (AUT)	E	BAIER Jan (CZE)	Wind Factors	6.40 / 7.74 points / m/s		

Bib	Name	Ctry Code	1st Round					2nd Round					Remarks
			Speed	Distance	G / W Comp.		Points	Speed	Distance	G / W Comp.		Points	
			[km/h]	[m]	Gate	[m/s]	Rank	[km/h]	[m]	Gate	[m/s]	Rank	
			Rank	Rank	Points	Points	Rank	Rank	Points	Points	Rank		
1	TAEHKAEVUORI Frans	FIN											
2	DODYUK Vatalii	UKR											
3	TAKANASHI Kanta	JPN	85.7	89.5	26	0.82	53.8	86.2	90.5	27	0.82	55.8	
			6.	3.		-5.2	4.	5.	3.		-5.2	3.	
4	YAKIBYUK Igor	UKR											
5	WANG Bingrong	CHN	84.4	50.5	26	0.85	0.0	84.5	54.5	27	0.48	0.0	
			20.	20.		-5.4	19.	20.	20.		-3.1	19.	
6	HEIDE Raiko	EST											
7	LI Chao	CHN	84.5	60.0	26	0.57	0.0	85.1	61.0	27	0.35	0.0	
			19.	19.		-3.6	19.	19.	19.		-2.2	19.	
8	OZTASYONAR Mustafa	TUR											
9	VALTA Ossi-Pekka	FIN											
10	HACEK Vit	CZE	85.6	73.0	26	0.42	23.3	85.5	67.0	27	-0.51	17.9	
			9.	18.		-2.7	18.	17.	18.		3.9	18.	
11	MABUCHI Minato	JPN	86.2	89.0	26	0.05	57.7	86.4	87.5	27	-0.08	55.6	
			3.	4.		-0.3	2.	1.	6.		0.6	4.	
12	KLIMOV Evgeniy	RUS											
13	MAYLAENDER Jan	GER	85.4	85.5	26	0.65	46.8	85.7	85.5	27	-0.13	52.0	
			11.	9.		-4.2	9.	15.	12.		1.0	7.	
14	HENNINGSEN Alexander	NOR											
15	MUMINOV Sabirzhan	KAZ											
16	SOUCEK Jan	CZE	85.4	76.0	26	0.39	29.5	85.9	81.5	27	0.94	37.0	
			11.	17.		-2.5	17.	10.	17.		-6.0	17.	
17	TAEHKAEVUORI Riku	FIN											
18	MURAVITSKI Aliaksei	BLR											
19	SIMON Tobias	GER											
20	NOSAL Mojmir	SVK											
21	KALYKOV Shynggys	KAZ											
22	KALINICHENKO Vitaliy	UKR											
23	KALINCHUK Andriy	UKR											
24	LIKAR Matej	SLO											
25	YUKSEL Faik	TUR											
26	KLYMCHUK Andrii	UKR											
27	JUFFINGER Thomas	AUT	85.1	84.0	26	0.67	43.7	85.5	82.0	27	0.60	40.2	
			17.	14.		-4.3	12.	17.	16.		-3.8	16.	
28	AUNE Joakim Larsen	NOR											
29	ORTNER Thomas	AUT	85.9	83.5	26	0.69	42.6	86.3	86.5	27	0.40	50.4	
			4.	15.		-4.4	14.	4.	9.		-2.6	10.	
30	MENZ Florian	GER	85.7	84.5	26	0.42	46.3	86.0	86.0	27	0.29	50.1	
			6.	13.		-2.7	10.	7.	10.		-1.9	11.	
31	SKINNES Stian Andre	NOR											
32	KOCH Bjoern	AUT	85.6	88.0	26	0.79	50.9	85.9	89.0	27	0.45	55.1	
			9.	6.		-5.1	7.	10.	4.		-2.9	5.	



WED 28 JAN 2015

Start Time 14:00 / Finish Time 14:36

Results

Bib	Name	Ctry Code	1st Round					2nd Round					Remarks
			Speed	Distance	G / W Comp.	Points	Rank	Speed	Distance	G / W Comp.	Points	Rank	
			[km/h]	[m]	Gate	[m/s]		[km/h]	[m]	Gate	[m/s]		
33	LUNARDI Michael	ITA											
34	MUELLER Lukas	AUT	86.4	85.0	26	1.28	41.8	86.4	87.0	27	0.53	50.6	
			1.	12.		-8.2	15.	1.	7.		-3.4	9.	
35	LACKNER Thomas	AUT	86.3	88.0	26	0.68	51.6	86.4	88.5	27	0.72	52.4	
			2.	6.		-4.4	5.	1.	5.		-4.6	6.	
36	PRISLIC Ernest	SLO											
37	MANDL Ziga	SLO											
38	HOSODA Shotaro	JPN	85.8	87.0	26	0.84	48.6	85.9	83.5	27	0.31	45.0	
			5.	8.		-5.4	8.	10.	15.		-2.0	15.	
39	TROFIMOV Roman-Sergeevich	RUS	85.3	88.5	26	0.93	51.0	85.8	87.0	27	0.40	51.4	
			15.	5.		-6.0	6.	13.	7.		-2.6	8.	
40	MIETUS Grzegorz	POL											
41	VESELOV Denis	RUS	85.2	85.5	26	0.98	44.7	86.0	85.0	27	0.57	46.4	
			16.	9.		-6.3	11.	7.	13.		-3.6	14.	
42	SHUVALOV Alexander	RUS	85.4	81.0	26	1.18	34.4	86.1	84.5	27	0.38	46.6	
			11.	16.		-7.6	16.	6.	14.		-2.4	13.	
43	GASIENICA Andrzej	POL											
44	SARDYKO Alexander	RUS											
45	KOZISEK Cestmir	CZE	85.4	85.5	26	1.16	43.6	85.8	86.0	27	0.58	48.3	
			11.	9.		-7.4	13.	13.	10.		-3.7	12.	
46	ZAPOTOCZNY Andrzej	POL											
47	KOT Jakub	POL	84.8	91.5	26	1.28	54.8	85.7	93.0	27	0.59	62.2	
			18.	2.		-8.2	3.	15.	1.		-3.8	2.	
48	ZUPANCIC Miran	SLO											
49	BIELA Stanislaw	POL											
50	ROMASHOV Alexey	RUS											
51	ZOGRAFSKI Vladimir	BUL											
52	MAKSIMOVICH Mikhail	RUS											
53	HAZETDINOV Ilmir	RUS											
54	KOBAYASHI Junshiro	JPN	85.7	94.0	26	0.96	61.9	86.0	93.0	27	0.07	65.6	
			6.	1.		-6.1	1.	7.	1.		-0.4	1.	

Competition / Weather Information

	Time	Base Values			Weather	Temp. Start / Finish [°C]		Humid. [%]	tan. Wind [m/s]		
		Wind	Gate	Length		Air	Snow		min.	max.	Avg.
1st Round	14:00 - 14:14	0.00	26	76.75m	cloudy	-2.6 / -2.8	-11.0 / -11.0	93 / 94	0.05	1.28	0.82
2nd Round	14:23 - 14:36	0.00	27	77.16m	clear	-3.1 / -3.7	-12.0 / -12.0	91 / 89	-0.51	0.94	0.40

Statistics

	Gate		Athletes	Falls	Distance [m]			Speed [km/h]			Competitors / Nations		
	No.	Diff			min.	max.	Avg.	min.	max.	Avg.	in start list	started	with results
1st Round	26		20	0	50.5	94.0	82.4	84.4	86.4	85.4	54/18	20/7	20/7
2nd Round	27		20	0	54.5	93.0	82.9	84.5	86.4	85.8	54/18	20/7	20/7

Legend

Assistant TD Assistant Technical Delegate
 Ctry Code Country Code
 G / W Comp. Gate / Wind Compensation
 max. maximum

Avg. Average
 Dist. Distance
 Humid. Humidity
 min. minimum



Results

Jury / Competition Management				Judges				Hill Data			
Technical Delegate (TD)	FORRER Ueli (SUI)			A	RAPPENGLUECK Franz (GER)			Hill Size (HS)	100 m / (95 m)		
Chief of Competition	JELENSKY Jan (SVK)			B	GUNKA Ryszard (POL)			K-Point	90 m		
Assistant TD	NADARKIEWICZ Renata (POL)			C	BABIS Emil (SVK)			Meter Value	2.0 points / m		
Equipment Control	GANSTER Edgar (AUT)			D	POLLHAMMER Fritz (AUT)			Gate Factor	6.00 points / m		
FISU Technical Delegate	GANZENHUBER Paul (AUT)			E	BAIER Jan (CZE)			Wind Factors	6.40 / 7.74 points / m/s		

Bib	Name	Ctry Code	1st Round					2nd Round					Remarks
			Speed	Distance	G / W	Comp.	Points	Speed	Distance	G / W	Comp.	Points	
			[km/h]	[m]	Gate	[m/s]	Rank	[km/h]	[m]	Gate	[m/s]	Rank	
1	DODYUK Vatalii	UKR	85.1	63.0	26	1.33	0.0	85.3	62.0	26	0.17	2.9	
			31	31		-8.5	31	31		-1.1	31		
2	HACEK Vit	CZE											
3	HEIDE Raiko	EST											
4	HENNINGSEN Alexander	NOR	85.6	82.0	26	0.47	41.0	85.6	81.0	26	-0.05	42.4	
			23	22		-3.0	23	24	24		0.4	24	
5	KALYKOV Shynggys	KAZ											
6	KLIMOV Evgeniy	RUS	85.8	90.0	26	0.58	56.3	86.4	93.0	26	-0.27	68.1	
			16	4		-3.7	5	4	5		2.1	3	
7	LI Chao	CHN											
8	MABUCHI Minato	JPN	86.3	86.0	26	0.58	48.3	86.2	93.0	26	0.64	61.9	
			3	10		-3.7	10	6	5		-4.1	5	
9	MAYLAENDER Jan	GER	85.6	83.5	26	0.20	45.7	85.8	69.5	26	-0.30	21.3	
			23	16		-1.3	18	18	29		2.3	29	
10	MUMINOV Sabirzhan	KAZ											
11	MURAVITSKI Aliaksei	BLR											
12	NOSAL Mojmir	SVK											
13	OZTASYONAR Mustafa	TUR											
14	PACHIN Andrey	RUS	85.8	80.5	26	0.44	38.2	85.8	79.5	26	0.03	38.8	
			16	25		-2.8	26	18	26		-0.2	26	
15	SIMON Tobias	GER											
16	SOUCEK Jan	CZE											
17	TAEHKAEVUORI Frans	FIN	85.9	80.5	26	-0.05	41.4	85.5	86.0	26	0.56	48.4	
			12	25		0.4	22	25	16		-3.6	18	
18	TAEHKAEVUORI Riku	FIN	86.1	84.0	26	-0.02	48.2	85.7	86.5	26	0.89	47.3	
			6	15		0.2	11	22	14		-5.7	19	
19	TAKANASHI Kanta	JPN	86.1	90.0	26	0.54	56.5	85.8	91.0	26	1.10	55.0	
			6	4		-3.5	4	18	9		-7.0	11	
20	VALTA Ossi-Pekka	FIN	85.9	75.5	26	-0.12	31.9	86.2	85.5	26	0.75	46.2	
			12	28		0.9	28	6	18		-4.8	21	
21	WANG Bingrong	CHN											
22	YAKIBYUK Igor	UKR	85.2	65.5	26	0.51	7.7	85.5	65.5	26	0.06	10.6	
			29	30		-3.3	30	25	30		-0.4	30	
23	KALINICHENKO Vitaliy	UKR											
24	KALINCHUK Andriy	UKR											
25	YUKSEL Faik	TUR											
26	LIKAR Matej	SLO	85.6	80.5	26	0.03	40.8	85.5	74.5	26	0.58	25.3	
			23	25		-0.2	24	25	27		-3.7	28	
27	KLYMCHUK Andriy	UKR											
28	JUFFINGER Thomas	AUT	85.2	81.5	26	1.03	36.4	85.4	74.0	26	-0.69	33.3	
			29	24		-6.6	27	30	28		5.3	27	
29	AUNE Joakim Larsen	NOR	85.8	85.5	26	0.82	45.8	86.2	91.0	26	0.38	59.6	
			16	12		-5.2	17	6	9		-2.4	7	
30	ORTNER Thomas	AUT	86.1	86.5	26	0.28	51.2	86.5	84.0	26	-0.20	49.5	
			6	9		-1.8	9	3	20		1.5	16	
31	MENZ Florian	GER	85.8	85.0	26	0.28	48.2	86.0	80.0	26	-0.57	44.4	
			16	13		-1.8	11	13	25		4.4	22	
32	SKINNES Stian Andre	NOR	86.2	88.0	26	0.21	54.7	86.2	86.5	26	0.10	52.4	
			5	7		-1.3	7	6	14		-0.6	12	



Results

Bib	Name	Ctry Code	1st Round					2nd Round					Remarks
			Speed	Distance	G / W Comp.	Points	Rank	Speed	Distance	G / W Comp.	Points	Rank	
			[km/h]	[m]	Gate	[m/s]		[km/h]	[m]	Gate	[m/s]		
33	MEZNAR Mitja	SLO											
34	KOCH Bjoern	AUT	85.9	82.0	26	0.35	41.8	86.0	92.0	26	1.00	57.6	
			12	22		-2.2	21	13	7		-6.4	8	
35	LUNARDI Michael	ITA											
36	MUELLER Lukas	AUT	86.3	82.5	26	-0.29	47.2	86.3	83.5	26	1.16	39.6	
			3	19		2.2	14	5	22		-7.4	25	
37	LACKNER Thomas	AUT	86.4	83.5	26	0.08	46.5	86.6	91.5	26	1.09	56.0	
			2	16		-0.5	15	2	8		-7.0	10	
38	PRISLIC Ernest	SLO	85.7	84.5	26	0.46	46.1	85.8	91.0	26	0.71	57.5	
			21	14		-2.9	16	18	9		-4.5	9	
39	MANDL Ziga	SLO	86.0	74.0	26	-0.02	28.2	86.1	94.0	26	1.15	60.6	
			9	29		0.2	29	10	4		-7.4	6	
40	HOSODA Shotaro	JPN	86.0	82.5	26	0.65	40.8	86.0	83.0	26	0.25	44.4	
			9	19		-4.2	24	13	23		-1.6	22	
41	TROFIMOV Roman-Sergeevich	RUS	85.7	87.0	26	0.30	52.1	85.5	87.0	26	0.43	51.2	
			21	8		-1.9	8	25	12		-2.8	13	
42	MIETUS Grzegorz	POL	85.3	83.0	26	0.27	44.3	86.1	87.0	26	0.65	49.8	
			27	18		-1.7	19	10	12		-4.2	15	
43	GASIENICA Andrzej	POL											
44	SARDYKO Alexander	RUS											
45	KOZISEK Cestmir	CZE											
46	ZAPOTOCZNY Andrzej	POL	85.8	86.0	26	0.74	47.3	86.7	85.0	26	-0.05	50.4	
			16	10		-4.7	13	1	19		0.4	14	
47	KOT Jakub	POL	85.4	95.0	26	1.12	62.8	85.5	86.0	26	0.39	49.5	
			26	1		-7.2	2	25	16		-2.5	16	
48	BIELA Stanislaw	POL	86.0	89.0	26	0.46	55.1	85.9	84.0	26	0.13	47.2	
			9	6		-2.9	6	17	20		-0.8	20	
49	ZUPANCIC Miran	SLO											
50	ZOGRAFSKI Vladimir	BUL											
51	MAKSIMOVICH Mikhail	RUS	85.3	82.5	26	0.15	44.0	85.7	96.0	26	0.85	66.6	
			27	19		-1.0	20	22	3		-5.4	4	
52	HAZETDINOV Ilmir	RUS	86.5	93.5	26	0.34	64.8	86.0	100.0	26	1.44	70.8	
			1	2		-2.2	1	13	1		-9.2	1	
53	KOBAYASHI Junshiro	JPN	85.9	93.5	26	1.33	58.5	86.1	98.0	26	0.82	70.8	
			12	2		-8.5	3	10	2		-5.2	1	

Competition / Weather Information

	Time	Base Values			Weather	Temp. Start / Finish [°C]		Humid. [%]	tan. Wind [m/s]		
		Wind	Gate	Length		Air	Snow		min.	max.	Avg.
1st Round	13:00 - 13:20	0.00	26	76.75m	cloudy	-3.6 / -3.6	-12.0 / -12.0	95 / 95	-0.29	1.33	0.43
2nd Round	13:28 - 13:49	0.00	26	76.75m	partly cloudy	-3.4 / -3.5	-11.0 / -11.0	95 / 95	-0.69	1.44	0.43

Statistics

	Gate		Athletes	Falls	Distance [m]			Speed [km/h]			Competitors / Nations		
	No.	Diff			min.	max.	Avg.	min.	max.	Avg.	in start list	started	with results
1st Round	26		31	0	63.0	95.0	83.4	85.1	86.5	85.8	53/18	31/9	31/9
2nd Round	26		31	0	62.0	100.0	85.1	85.3	86.7	85.9	53/18	31/9	31/9

Legend

Assistant TD Assistant Technical Delegate
 Ctry Code Country Code
 G / W Comp. Gate / Wind Compensation
 max. maximum

Avg. Average
 Dist. Distance
 Humid. Humidity
 min. minimum



WINTER
UNIVERSIADE
ŠTRBSKÉ PLESO/OSRBLIE
NORDIC SKIING & BIATHLON
2015



RESULT BOOK

SKI JUMPING

Men's Team



Medallists

Medal	Country Code	Name
GOLD	RUS - Russian Federation	KLIMOV Evgeniy MAKSIMOVICH Mikhail HAZETDINOV Ilmir
SILVER	JPN - Japan	TAKANASHI Kanta MABUCHI Minato KOBAYASHI Junshiro
BRONZE	POL - Poland	ZAPOTOCZNY Andrzej BIELA Stanislaw KOT Jakub



Results

Jury / Competition Management				Judges				Hill Data			
Technical Delegate (TD)	FORRER Ueli (SUI)			A	RAPPENGLUECK Franz (GER)			Hill Size (HS)	100 m / (95 m)		
Chief of Competition	JELENSKY Jan (SVK)			B	GUNKA Ryszard (POL)			K-Point	90 m		
Assistant TD	NADARKIEWICZ Renata (POL)			C	BABIS Emil (SVK)			Meter Value	2.0 points / m		
Equipment Control	GANSTER Edgar (AUT)			D	POLLHAMMER Fritz (AUT)			Gate Factor	6.00 points / m		
FISU Technical Delegate	GANZENHUBER Paul (AUT)			E	BAIER Jan (CZE)			Wind Factors	6.40 / 7.74 points / m/s		

Bib	Name	Ctry Code	Speed Distance		G / W Comp.		Points
			[km/h]	[m]	Gate	[m/s]	
			Rank	Rank	Points	Points	Rank
1-1	AUNE Joakim Larsen	NOR	85.9 2.	88.5 19.	26	0.55 -3.5	53.5 12.
2-1	SOUCEK Jan	CZE	85.6 5.	78.5 26.	26	0.87 -5.6	31.4 25.
3-1	DODYUK Vatalii	UKR	85.0 23.	64.5 30.	26	1.01 -6.5	2.5 30.
4-1	MENZ Florian	GER	86.0 1.	89.0 17.	26	1.25 -8.0	50.0 18.
5-1	TAEHKAUVUORI Frans	FIN	85.9 2.	90.0 12.	26	1.17 -7.5	52.5 15.
6-1	LIKAR Matej	SLO	85.6 5.	83.0 24.	26	0.89 -5.7	40.3 23.
7-1	TAKANASHI Kanta	JPN	85.5 8.	95.0 3.	24 4.9	1.57 -10.0	64.9 2.
8-1	ORTNER Thomas	AUT	85.6 5.	93.5 5.	24 4.9	1.68 -10.8	61.1 5.
9-1	KLIMOV Evgeniy	RUS	85.4 10.	99.0 1.	24 4.9	1.17 -7.5	75.4 1.
10-1	ZAPOTOCZNY Andrzej	POL	85.2 17.	89.5 15.	24 4.9	1.44 -9.2	54.7 11.

Bib	Name	Ctry Code	Speed Distance		G / W Comp.		Points
			[km/h]	[m]	Gate	[m/s]	
			Rank	Rank	Points	Points	Rank
1-2	HENNINGSEN Alexander	NOR	85.1 20.	84.5 23.	24	1.74 -11.1	37.9 24.
2-2	HACEK Vit	CZE	84.9 26.	80.0 25.	24	1.68 -10.8	29.2 26.
3-2	YAKIBYUK Igor	UKR	85.1 20.	75.5 28.	24	1.49 -9.5	21.5 28.
4-2	MAYLAENDER Jan	GER	85.0 23.	90.0 12.	24	1.54 -9.9	50.1 17.
5-2	TAEHKAUVUORI Riku	FIN	85.3 14.	88.5 19.	24	1.73 -11.1	45.9 22.
6-2	MANDL Ziga	SLO	85.4 10.	89.5 15.	24	0.96 -6.1	52.9 14.
7-2	MABUCHI Minato	JPN	85.7 4.	92.0 9.	24	1.34 -8.6	55.4 10.
8-2	KOCH Bjoern	AUT	85.4 10.	90.5 10.	24	1.53 -9.8	51.2 16.
9-2	MAKSIMOVICH Mikhail	RUS	85.3 14.	95.5 2.	24	1.47 -9.4	61.6 4.
10-2	BIELA Stanislaw	POL	85.0 23.	93.0 6.	24	1.64 -10.5	55.5 9.

Bib	Name	Ctry Code	Speed Distance		G / W Comp.		Points
			[km/h]	[m]	Gate	[m/s]	
			Rank	Rank	Points	Points	Rank
1-3	SKINNES Stian Andre	NOR	85.2 17.	90.0 12.	23	1.93 -12.4	47.6 20.
2-3	KUTAL Petr	CZE	85.1 20.	76.5 27.	23	1.34 -8.6	24.4 27.
3-3	BALANDA Ruslan	UKR	84.5 30.	68.5 29.	23	0.97 -6.2	10.8 29.
4-3	SIMON Tobias	GER	85.4 10.	87.0 22.	23	1.17 -7.5	46.5 21.
5-3	VALTA Ossi-Pekka	FIN	85.3 14.	94.5 4.	23	2.03 -13.0	56.0 8.
6-3	PRISLIC Ernest	SLO	84.7 28.	89.0 17.	23	1.55 -9.9	48.1 19.
7-3	KOBAYASHI Junshiro	JPN	84.8 27.	92.5 8.	22 2.5	1.08 -6.9	60.6 6.
8-3	LACKNER Thomas	AUT	85.5 8.	88.0 21.	22 2.5	0.83 -5.3	53.2 13.
9-3	HAZETDINOV Ilimir	RUS	85.2 17.	93.0 6.	22 2.5	0.80 -5.1	63.4 3.
10-3	KOT Jakub	POL	84.6 29.	90.5 10.	22 2.5	0.99 -6.3	57.2 7.

Competition / Weather Information											
	Time	Base Values			Weather	Temp. Start / Finish [°C]		Humid. [%]	tan. Wind [m/s]		
		Wind	Gate	Length		Air	Snow		min.	max.	Avg.
Trial Round	13:00 - 13:21	0.00	26	76.75m	partly cloudy	0.4 / 0.3	-9.0 / -9.0	54 / 55	0.55	2.03	1.35

Statistics													
	Gate		Athletes	Falls	Distance [m]			Speed [km/h]			Competitors / Nations		
	No.	Diff			min.	max.	Avg.	min.	max.	Avg.	in start list	started	with results
Trial Round	22	-1.64m	4	0	88.0	93.0	91.0	84.6	85.5	85.0	30/10	30/10	30/10
	23	-1.23m	6	0	68.5	94.5	84.2	84.5	85.4	85.0			
	24	-0.82m	14	0	75.5	99.0	89.7	84.9	85.7	85.2			
	26		6	0	64.5	90.0	82.2	85.0	86.0	85.6			

Legend			
Assistant TD	Assistant Technical Delegate	Avg.	Average
Dist.	Distance	G / W Comp.	Gate / Wind Compensation
max.	maximum	min.	minimum
Ctry Code	Country Code	Humid.	Humidity



Start List

REVISED
1 FEB 12:52

Jury / Competition Management		Judges		Hill Data	
Technical Delegate (TD)	FORRER Ueli (SUI)	A	RAPPENGLUECK Franz (GER)	Hill Size (HS)	100 m / (95 m)
Chief of Competition	JELENSKY Jan (SVK)	B	GUNKA Ryszard (POL)	K-Point	90 m
Assistant TD	NADARKIEWICZ Renata (POL)	C	BABIS Emil (SVK)	Meter Value	2.0 points / m
Equipment Control	GANSTER Edgar (AUT)	D	POLLHAMMER Fritz (AUT)	Gate Factor	6.00 points / m
FISU Technical Delegate	GANZENHUBER Paul (AUT)	E	BAIER Jan (CZE)	Wind Factors	6.40 / 7.74 points / m/s

Number of Competitors: 30, Number of Countries: 10

Bib	Name	Ctry Code	Trial			1st Round					Remarks	
			Speed [km/h]	Distance [m]	Gate	Speed [km/h]	Distance [m]	Points	Gate	Rank		
1-1	AUNE Joakim Larsen	NOR										
2-1	SOUCEK Jan	CZE										
3-1	DODYUK Vatalii	UKR										
4-1	MENZ Florian	GER										
5-1	TAEHKAEVUORI Frans	FIN										
6-1	LIKAR Matej	SLO										
7-1	TAKANASHI Kanta	JPN										
8-1	ORTNER Thomas	AUT										
9-1	KLIMOV Evgeniy	RUS										
10-1	ZAPOTOCZNY Andrzej	POL										

1-2	HENNINGSEN Alexander	NOR										
2-2	HACEK Vit	CZE										
3-2	YAKIBYUK Igor	UKR										
4-2	MAYLAENDER Jan	GER										
5-2	TAEHKAEVUORI Riku	FIN										
6-2	MANDL Ziga	SLO										
7-2	MABUCHI Minato	JPN										
8-2	KOCH Bjoern	AUT										
9-2	MAKSIMOVICH Mikhail	RUS										
10-2	BIELA Stanislaw	POL										

1-3	SKINNES Stian Andre	NOR										
2-3	KUTAL Petr	CZE										
3-3	BALANDA Ruslan	UKR										
4-3	SIMON Tobias	GER										
5-3	VALTA Ossi-Pekka	FIN										
6-3	PRISLIC Ernest	SLO										
7-3	KOBAYASHI Junshiro	JPN										
8-3	LACKNER Thomas	AUT										
9-3	HAZETDINOV Ilmir	RUS										
10-3	KOT Jakub	POL										

Legend

Assistant TD Assistant Technical Delegate

Ctry Code Country Code

Athlete change in Team Slovenia



Start List

Jury / Competition Management		Judges			Hill Data		
Technical Delegate (TD)	FORRER Ueli (SUI)	A	RAPPENGLUECK Franz (GER)		Hill Size (HS)	100 m / (95 m)	
Chief of Competition	JELENSKY Jan (SVK)	B	GUNKA Ryszard (POL)		K-Point	90 m	
Assistant TD	NADARKIEWICZ Renata (POL)	C	BABIS Emil (SVK)		Meter Value	2.0 points / m	
Equipment Control	GANSTER Edgar (AUT)	D	POLLHAMMER Fritz (AUT)		Gate Factor	6.00 points / m	
FISU Technical Delegate	GANZENHUBER Paul (AUT)	E	BAIER Jan (CZE)		Wind Factors	6.40 / 7.74 points / m/s	

Number of Competitors: 24, Number of Countries: 8

Start Ord.	Bib	Name	Ctry Code	1st Round											Points	Group Rank	Remarks
				Speed [km/h]	Distance [m]	Judges Marks					Gate / Wind Compensation						
				A	B	C	D	E	Gate	Points	[m/s]	Points					
1	1-1	AUNE Joakim Larsen	NOR	85.9	84.5	17.0	17.5	17.0	17.0	17.0	25		0.02	-0.1	99.9	6.	
2	4-1	MENZ Florian	GER	85.8	89.0	17.5	17.5	17.5	17.5	17.5	25		1.32	-8.4	102.1	4.	
3	5-1	TAEHKAUVUORI Frans	FIN	85.5	87.0	17.5	17.5	17.0	17.5	17.5	25		0.84	-5.4	101.1	5.	
4	6-1	LIKAR Matej	SLO	85.4	80.5	16.0	16.0	16.0	16.5	16.0	25		0.41	-2.6	86.4	8.	
5	7-1	TAKANASHI Kanta	JPN	86.0	94.0	18.0	18.0	18.5	18.5	18.0	25		0.71	-4.5	118.0	3.	
6	8-1	ORTNER Thomas	AUT	86.1	83.5	18.0	17.5	17.5	17.5	17.5	25		0.91	-5.8	93.7	7.	
7	9-1	KLIMOV Evgeniy	RUS	85.8	96.5	18.0	18.5	19.0	18.0	18.0	25		0.59	-3.8	123.7	1.	
8	10-1	ZAPOTOCZNY Andrzej	POL	85.8	94.5	18.0	18.0	18.5	18.0	18.0	25		0.75	-4.8	118.2	2.	

1	1-2	HENNINGSSEN Alexander	NOR	85.6	82.0	16.0	16.5	16.5	16.0	16.5	25		0.84	-5.4	87.6	8.	
2	4-2	MAYLAENDER Jan	GER	85.2	88.5	17.5	17.5	18.0	17.0	17.5	25		1.09	-7.0	102.5	6.	
3	5-2	TAEHKAUVUORI Riku	FIN	85.5	90.0	18.0	18.0	18.0	18.0	18.0	25		1.22	-7.8	106.2	5.	
4	6-2	MANDL Ziga	SLO	85.9	90.5	18.0	18.0	17.5	18.0	17.5	25		0.62	-4.0	110.5	2.	
5	7-2	MABUCHI Minato	JPN	86.0	88.5	18.0	17.5	18.0	18.0	17.5	25		0.30	-1.9	108.6	3.	
6	8-2	KOCH Bjoern	AUT	85.7	82.0	17.0	17.0	16.5	17.0	17.0	25		-0.08	0.6	95.6	7.	
7	9-2	MAKSIMOVICH Mikhail	RUS	85.6	90.5	17.5	17.5	17.5	18.0	18.0	25		-0.27	2.1	116.1	1.	
8	10-2	BIELA Stanislav	POL	85.5	87.5	17.5	18.0	17.5	17.5	17.5	25		-0.13	1.0	108.5	4.	

The competitors from 3rd group will start in the reverse order of team rank after the 2nd group

	1-3	SKINNES Stian Andre	NOR	85.9	85.5	16.0	16.5	16.5	16.0	16.0	25		-0.17	1.3	100.8	7.	
	4-3	SIMON Tobias	GER	86.2	86.0	17.5	17.5	17.5	17.0	17.0	25		0.07	-0.4	103.6	5.	
	5-3	VALTA Ossi-Pekka	FIN	86.0	85.0	16.5	17.0	17.0	17.0	17.5	25		0.38	-2.4	98.6	8.	
	6-3	PRISLIC Ernest	SLO	85.8	89.0	17.5	18.0	18.0	18.0	17.5	25		0.27	-1.7	109.8	3.	
	7-3	KOBAYASHI Junshiro	JPN	86.0	95.0	18.5	18.5	18.5	19.0	18.0	25		0.15	-1.0	124.5	1.	
	8-3	LACKNER Thomas	AUT	86.3	84.5	17.0	17.5	17.0	17.0	17.5	25		-0.31	2.4	102.9	6.	
	9-3	HAZETDINOV Ilmir	RUS	85.9	90.0	18.0	18.0	18.0	18.0	18.0	25		-0.31	2.4	116.4	2.	
	10-3	KOT Jakub	POL	85.2	85.0	17.5	18.0	17.5	17.5	18.0	25		-0.27	2.1	105.1	4.	

Legend

Assistant TD Assistant Technical Delegate

Ctry Code Country Code



Official Results

Jury / Competition Management					Judges					Hill Data				
Technical Delegate (TD)	FORRER Ueli (SUI)				A	RAPPENGLUECK Franz (GER)				Hill Size (HS)	100 m / (95 m)			
Chief of Competition	JELENSKY Jan (SVK)				B	GUNKA Ryszard (POL)				K-Point	90 m			
Assistant TD	NADARKIEWICZ Renata (POL)				C	BABIS Emil (SVK)				Meter Value	2.0 points / m			
Equipment Control	GANSTER Edgar (AUT)				D	POLLHAMMER Fritz (AUT)				Gate Factor	6.00 points / m			
FISU Technical Delegate	GANZENHUBER Paul (AUT)				E	BAIER Jan (CZE)				Wind Factors	6.40 / 7.74 points / m/s			

Rank	Bib	Name	Speed [km/h]	Distance [m]	Distance Points	Judges Marks					Judges Points	Gate / Wind Compensation			Round Points	Group Rank	Total
						A	B	C	D	E		Gate	Points	[m/s]			
1.	9	RUS - RUSSIAN FEDERATION															
	9-1	KLIMOV Evgeniy	85.8 86.0	96.5 98.0	73.0 76.0	18.0 17.5	18.5 18.0	19.0 18.0	18.0 18.0	18.0 19.0	54.5 54.0	25 26	0.59 0.65	-3.8 -4.2	123.7 125.8	1. 1.	
	9-2	MAKSIMOVICH Mikhail	85.6 85.6	90.5 92.0	61.0 64.0	17.5 18.0	17.5 18.0	17.5 18.0	18.0 18.0	18.0 18.0	53.0 54.0	25 26	-0.27 0.28	2.1 -1.8	116.1 116.2	1. 2.	
	9-3	HAZETDINOV Ilmir	85.9 86.5	90.0 95.0	60.0 70.0	18.0 19.0	18.0 18.5	18.0 18.5	18.0 19.0	18.0 18.5	54.0 56.0	25 26	-0.31 0.15	2.4 -1.0	116.4 125.0	2. 1.	
2.	7	JPN - JAPAN															
	7-1	TAKANASHI Kanta	86.0 85.9	94.0 92.0	68.0 64.0	18.0 18.0	18.0 18.0	18.5 18.0	18.5 18.0	18.0 18.0	54.5 54.0	25 26	0.71 0.60	-4.5 -3.8	118.0 114.2	3. 3.	
	7-2	MABUCHI Minato	86.0 86.2	88.5 90.5	57.0 61.0	18.0 18.5	17.5 18.0	18.0 18.0	17.5 18.5	18.0 18.5	53.5 54.5	25 26	0.30 0.39	-1.9 -2.5	108.6 113.0	3. 4.	
	7-3	KOBAYASHI Junshiro	86.0 85.9	95.0 95.0	70.0 70.0	18.5 19.0	18.5 19.0	18.5 18.5	19.0 18.5	18.0 18.5	55.5 56.0	25 26	0.15 0.31	-1.0 -2.0	124.5 124.0	1. 2.	
3.	10	POL - POLAND															
	10-1	ZAPOTOCZNY Andrzej	85.8 85.8	94.5 95.0	69.0 70.0	18.0 18.0	18.0 18.5	18.5 18.5	18.0 18.5	18.0 18.5	54.0 55.5	25 26	0.75 0.47	-4.8 -3.0	118.2 122.5	2. 2.	
	10-2	BIELA Stanislaw	85.5 85.5	87.5 93.5	55.0 67.0	17.5 17.0	18.0 18.0	17.5 17.5	17.5 17.0	17.5 17.0	52.5 52.0	25 26	-0.13 0.72	1.0 -4.6	108.5 114.4	4. 3.	
	10-3	KOT Jakub	85.2 85.6	85.0 89.5	50.0 59.0	17.5 18.0	18.0 18.0	17.5 18.0	17.5 18.0	18.0 18.5	53.0 54.0	25 26	-0.27 0.22	2.1 -1.4	105.1 111.6	4. 4.	
4.	4	GER - GERMANY															
	4-1	MENZ Florian	85.8 86.0	89.0 88.0	58.0 56.0	17.5 17.5	17.5 17.5	17.5 17.5	17.5 17.5	17.5 17.5	52.5 52.5	25 26	1.32 0.47	-8.4 -3.0	102.1 105.5	4. 5.	
	4-2	MAYLAENDER Jan	85.2 85.5	88.5 87.0	57.0 54.0	17.5 18.0	17.5 17.5	18.0 17.5	17.0 17.5	17.5 17.5	52.5 52.5	25 26	1.09 0.36	-7.0 -2.3	102.5 104.2	6. 6.	
	4-3	SIMON Tobias	86.2 86.5	86.0 87.5	52.0 55.0	17.5 17.5	17.5 17.5	17.5 17.5	17.0 17.0	17.0 17.0	52.0 52.5	25 26	0.07 0.07	-0.4 -0.4	103.6 107.1	5. 5.	
5.	5	FIN - FINLAND															
	5-1	TAEHKAIEVUORI Frans	85.5 85.7	87.0 88.5	54.0 57.0	17.5 17.0	17.5 17.5	17.0 17.5	17.5 17.5	17.5 17.5	52.5 52.5	25 26	0.84 0.65	-5.4 -4.2	101.1 105.3	5. 6.	
	5-2	TAEHKAIEVUORI Riku	85.5 85.7	90.0 87.5	60.0 55.0	18.0 17.0	18.0 17.5	18.0 17.0	18.0 17.0	18.0 17.0	54.0 51.0	25 26	1.22 0.76	-7.8 -4.9	106.2 101.1	5. 7.	
	5-3	VALTA Ossi-Pekka	86.0 86.2	85.0 87.0	50.0 54.0	16.5 17.5	17.0 17.5	17.0 17.5	17.0 17.5	17.5 17.5	51.0 52.5	25 26	0.38 0.13	-2.4 -0.8	98.6 105.7	8. 6.	
6.	6	SLO - SLOVENIA															
	6-1	LIKAR Matej	85.4 85.5	80.5 83.0	41.0 46.0	16.0 15.5	16.0 17.0	16.0 16.5	16.5 16.5	16.0 16.0	48.0 49.0	25 26	0.41 0.85	-2.6 -5.4	86.4 89.6	8. 8.	
	6-2	MANDL Ziga	85.9 86.0	90.5 93.0	61.0 66.0	18.0 17.5	18.0 18.0	17.5 18.5	18.0 18.0	17.5 17.5	53.5 53.5	25 26	0.62 0.40	-4.0 -2.6	110.5 116.9	2. 1.	
	6-3	PRISLIC Ernest	85.8 86.0	89.0 87.0	58.0 54.0	17.5 17.0	18.0 17.5	18.0 17.5	18.0 17.0	17.5 17.0	53.5 51.5	25 26	0.27 0.16	-1.7 -1.0	109.8 104.5	3. 7.	



Official Results

Rank	Bib	Name	Speed [km/h]	Distance [m]	Distance Points	Judges Marks					Judges Points	Gate / Wind Compensation				Round Points	Group Rank	Total
						A	B	C	D	E		Gate	Points	[m/s]	Points			
7.	8	AUT - AUSTRIA												292.2	7.	610.1		
														317.9	4.			
		8-1	ORTNER Thomas	86.1	83.5	47.0	18.0	17.5	17.5	17.5	17.5	52.5	25	0.91	-5.8		93.7	7.
				86.0	85.5	51.0	17.0	17.0	17.5	17.0	17.0	51.0	26	0.68	-4.4		97.6	7.
8-2	KOCH Bjoern	85.7	82.0	44.0	17.0	17.0	16.5	17.0	17.0	51.0	25	-0.08	0.6	95.6	7.			
				85.8	88.5	57.0	17.0	17.5	17.5	17.0	52.0	26	0.21	-1.3	107.7	5.		
8-3	LACKNER Thomas	86.3	84.5	49.0	17.0	17.5	17.0	17.0	17.5	51.5	25	-0.31	2.4	102.9	6.			
				86.4	90.5	61.0	17.5	18.0	18.0	17.5	53.0	26	0.22	-1.4	112.6	3.		

8.	1	NOR - NORWAY												288.3	8.	590.5		
														302.2	8.			
		1-1	AUNE Joakim Larsen	85.9	84.5	49.0	17.0	17.5	17.0	17.0	17.0	51.0	25	0.02	-0.1		99.9	6.
				86.0	90.5	61.0	18.0	18.0	18.0	18.0	17.0	54.0	26	0.39	-2.5		112.5	4.
1-2	HENNINGSEN Alexander	85.6	82.0	44.0	16.0	16.5	16.5	16.0	16.5	49.0	25	0.84	-5.4	87.6	8.			
				85.9	81.5	43.0	16.5	16.5	16.5	15.5	16.0	49.0	26	0.57	-3.6	88.4	8.	
1-3	SKINNES Stian Andre	85.9	85.5	51.0	16.0	16.5	16.5	16.0	16.0	48.5	25	-0.17	1.3	100.8	7.			
				86.1	86.5	53.0	16.5	17.0	16.5	16.5	49.5	26	0.18	-1.2	101.3	8.		

not qualified for final round

9.	2	CZE - CZECH REPUBLIC												235.4	9.	235.4		
		2-1	SOUCEK Jan	85.4	78.0	36.0	16.5	16.0	16.5	16.5	16.0	49.0	25	0.44	-2.8		82.2	9.
				85.6	76.5	33.0	16.0	16.0	16.0	16.0	16.5	48.0	25	0.81	-5.2		75.8	9.
2-3	KUTAL Petr	85.9	74.0	28.0	16.0	16.0	16.0	16.0	15.5	48.0	25	-0.18	1.4	77.4	9.			

10.	3	UKR - UKRAINE												174.2	10.	174.2		
		3-1	DODYUK Vatalii	84.8	65.0	10.0	15.5	15.5	15.5	15.5	16.0	46.5	25	0.80	-5.1		51.4	10.
				85.2	70.5	21.0	16.0	15.5	16.0	15.5	16.0	47.5	25	1.59	-10.2		58.3	10.
3-3	BALANDA Ruslan	85.3	68.5	17.0	15.5	15.5	15.5	15.5	16.0	46.5	25	-0.13	1.0	64.5	10.			

Competition / Weather Information

	Time	Base Values			Weather	Temp. Start / Finish [°C]		Humid. [%]	tan. Wind [m/s]			
		Wind	Gate	Length		Air	Snow		min.	max.	Avg.	
1st Round	Group 1	14:00 - 14:32	0.00	25	76.34m	clear	0.4 / 0.5	-9.0 / -9.0	55 / 56	-0.31	1.59	0.42
	Group 2	0.00	25	76.34m								
	Group 3	0.00	25	76.34m								
Final Round	Group 1	14:51 - 15:14	0.00	26	76.75m	cloudy	0.7 / 0.6	-9.0 / -9.0	56 / 59	0.07	0.85	0.43
	Group 2	0.00	26	76.75m								
	Group 3	0.00	26	76.75m								

Statistics

	Gate No.	Diff	Athletes	Falls	Distance [m]			Speed [km/h]			Competitors / Nations		
					min.	max.	Avg.	min.	max.	Avg.	in start list	started	with results
1st Round	Group 1	25	10	0	65.0	96.5	85.2	84.8	86.1	85.6	30/10	30/10	30/10
	Group 2	25	10	0	70.5	90.5	84.6	85.2	86.0	85.5			
	Group 3	25	10	0	68.5	95.0	84.2	85.2	86.3	85.8			
Final Round	Group 1	26	8	0	83.0	98.0	90.0	85.5	86.0	85.8	24/8	24/8	24/8
	Group 2	26	8	0	81.5	93.5	89.1	85.5	86.2	85.7			
	Group 3	26	8	0	86.5	95.0	89.7	85.6	86.5	86.1			

Technical Delegate (TD):

FORRER Ueli (SUI)

Chief of Competition:

JELENSKY Jan (SVK)

Legend
Assistant TD Assistant Technical Delegate
Humid. Humidity

Avg. max. Average maximum

Ctry Code min. Country Code minimum

Timing and Results provided by **TISSOT**



WINTER
UNIVERSIADE
ŠTRBSKÉ PLESO/OSRBLIE
NORDIC SKIING & BIATHLON
2015



RESULT BOOK

SKI JUMPING

Mixed Team



Medallists

Medal	Country	Name
GOLD	JPN - Japan	KOBAYASHI Yuka KOBAYASHI Junshiro
SILVER	RUS - Russian Federation	GLADYSHEVA Anastasiya MAKSIMOVICH Mikhail
BRONZE	JPN - Japan	MATSUHASHI Aki TAKANASHI Kanta



Results

Jury / Competition Management			Judges			Hill Data		
Technical Delegate (TD)	FORRER Ueli (SUI)		A	BABIS Emil (SVK)		Hill Size (HS)	100 m / (95 m)	
Chief of Competition	JELENSKY Jan (SVK)		B	POLLHAMMER Fritz (AUT)		K-Point	90 m	
Assistant TD	NADARKIEWICZ Renata (POL)		C	BAIER Jan (CZE)		Meter Value	2.0 points / m	
Equipment Control	GANSTER Edgar (AUT)		D	RAPPEGLUECK Franz (GER)		Gate Factor	6.00 points / m	
Equipment Control	BACZKOWSKA Aga (POL)		E	GUNKA Ryszard (POL)		Wind Factors	6.40 / 7.74 points / m/s	
FISU Technical Delegate	GANZENHUBER Paul (AUT)							

Bib	Name	Ctry Code	Speed		G / W Comp. Gate	Points [m/s]	Points Rank	Bib	Name	Ctry Code	Speed		G / W Comp. Gate	Points [m/s]	Points Rank
			[km/h] Rank	[m] Rank							[km/h] Rank	[m] Rank			
1-1	GLADYSHEVA Anastasiya	RUS	87.1	79.0	37	0.54	34.5	1-2	MAKSIMOVICH Mikhail	RUS	85.1	86.5	26	0.02	52.9
			9.	12.		-3.5	11.				16.	4.		-0.1	4.
2-1	MA Tong	CHN	87.7	66.0	37	0.59	8.2	2-2	WANG Bingrong	CHN	84.5	55.5	26	1.03	0.0
			8.	16.		-3.8	16.				18.	18.		-6.6	18.
3-1	PUSTKOVA Vladena	CZE	88.8	68.0	37	0.53	12.6	3-2	HACEK Vit	CZE	85.5	80.5	26	1.08	34.1
			1.	15.		-3.4	15.				14.	9.		-6.9	12.
4-1	MATSUHASHI Aki	JPN	88.2	81.5	37	0.72	38.4	4-2	TAKANASHI Kanta	JPN	85.9	89.0	26	0.73	53.3
			3.	8.		-4.6	9.				12.	2.		-4.7	3.
5-1	KEIL Katharina	AUT	88.1	72.0	37	1.18	16.4	5-2	MUELLER Lukas	AUT	86.2	86.5	26	0.40	50.4
			4.	13.		-7.6	14.				10.	4.		-2.6	5.
6-1	LI Xueyao	CHN	87.8	83.0	37	0.75	41.2	6-2	LI Chao	CHN	84.6	62.0	26	0.00	4.0
			7.	7.		-4.8	7.				17.	17.		0.0	17.
7-1	DOLEZELOVA Michaela	CZE	88.3	79.5	37	0.12	38.2	7-2	SOUCEK Jan	CZE	85.5	71.0	26	0.03	21.8
			2.	11.		-0.8	10.				14.	14.		-0.2	13.
8-1	KOBAYASHI Yuka	JPN	87.9	80.5	37	0.26	39.3	8-2	KOBAYASHI Junshiro	JPN	85.7	88.0	26	-0.10	56.8
			6.	9.		-1.7	8.				13.	3.		0.8	2.
9-1	AVVAKUMOVA Irina	RUS	88.1	85.5	37	0.31	49.0	9-2	HAZETDINOV Ilmir	RUS	86.1	91.5	26	0.05	62.7
			4.	6.		-2.0	6.				11.	1.		-0.3	1.

Competition / Weather Information												
	Time	Base Values			Weather	Temp. Start / Finish [°C]		Humid. [%]	tan. Wind [m/s]			
		Wind	Gate	Length		Air	Snow		min.	max.	Avg.	
Trial Round	13:01 - 13:17	0.00	37	81.26m	lightly snowfall	-0.7	-0.5	-10.0 / -10.0	95 / 95	-0.10	1.18	0.48

Statistics													
	Gate		Athletes	Falls	Distance [m]			Speed [km/h]			Competitors / Nations		
	No.	Diff			min.	max.	Avg.	min.	max.	Avg.	in start list	started	with results
Trial Round	26	-4.51m	9	0	55.5	91.5	78.9	84.5	86.2	85.4	18/5	18/5	18/5
	37		9	0	66.0	85.5	77.2	87.1	88.8	88.0			

Legend			Avg.		Ctry Code	
Assistant TD	Assistant Technical Delegate		Average	Country Code		
Dist.	Distance		G / W Comp.	Gate / Wind Compensation		Humid.
max.	maximum		min.	minimum		Humidity



Start List

Jury / Competition Management		Judges		Hill Data	
Technical Delegate (TD)	FORRER Ueli (SUI)	A	BABIS Emil (SVK)	Hill Size (HS)	100 m / (95 m)
Chief of Competition	JELENSKY Jan (SVK)	B	POLLHAMMER Fritz (AUT)	K-Point	90 m
Assistant TD	NADARKIEWICZ Renata (POL)	C	BAIER Jan (CZE)	Meter Value	2.0 points / m
Equipment Control	GANSTER Edgar (AUT)	D	RAPPENGLUECK Franz (GER)	Gate Factor	6.00 points / m
Equipment Control	BACZKOWSKA Aga (POL)	E	GUNKA Ryszard (POL)	Wind Factors	6.40 / 7.74 points / m/s
FISU Technical Delegate	GANZENHUBER Paul (AUT)				

Number of Competitors: 18, Number of Countries: 5

Bib	Name	Ctry Code	Trial			1st Round					Remarks	
			Speed [km/h]	Distance [m]	Gate	Speed [km/h]	Distance [m]	Points	Gate	Rank		
1-1	GLADYSHEVA Anastasiya	RUS										
2-1	MA Tong	CHN										
3-1	PUSTKOVA Vladena	CZE										
4-1	MATSUHASHI Aki	JPN										
5-1	KEIL Katharina	AUT										
6-1	LI Xueyao	CHN										
7-1	DOLEZELOVA Michaela	CZE										
8-1	KOBAYASHI Yuka	JPN										
9-1	AVVAKUMOVA Irina	RUS										

1-2	MAKSIMOVICH Mikhail	RUS										
2-2	WANG Bingrong	CHN										
3-2	HACEK Vit	CZE										
4-2	TAKANASHI Kanta	JPN										
5-2	MUELLER Lukas	AUT										
6-2	LI Chao	CHN										
7-2	SOUCEK Jan	CZE										
8-2	KOBAYASHI Junshiro	JPN										
9-2	HAZETDINOV Ilmir	RUS										

Legend

Assistant TD Assistant Technical Delegate

Ctry Code Country Code



Official Results

Jury / Competition Management				Judges					Hill Data			
Technical Delegate (TD)	FORRER Ueli (SUI)			A	BABIS Emil (SVK)				Hill Size (HS)	100 m / (95 m)		
Chief of Competition	JELENSKY Jan (SVK)			B	POLLHAMMER Fritz (AUT)				K-Point	90 m		
Assistant TD	NADARKIEWICZ Renata (POL)			C	BAIER Jan (CZE)				Meter Value	2.0 points / m		
Equipment Control	GANSTER Edgar (AUT)			D	RAPPEGLUECK Franz (GER)				Gate Factor	6.00 points / m		
Equipment Control	BACZKOWSKA Aga (POL)			E	GUNKA Ryszard (POL)				Wind Factors	6.40 / 7.74 points / m/s		
FISU Technical Delegate	GANZENHUBER Paul (AUT)											

Rank	Bib	Name	Speed [km/h]	Distance [m]	Distance Points	Judges Marks					Judges Points	Gate / Wind Compensation			Round Points	Group Rank	Total		
						A	B	C	D	E		Gate	Points	[m/s]					
1.	8	JPN - JAPAN I															202.4	1.	202.4
	8-1	KOBAYASHI Yuka	86.6	85.5	51.0	17.0	17.0	17.5	17.0	17.0	51.5	35	1.67	-10.7	91.8	1.			
	8-2	KOBAYASHI Junshiro	83.4	94.0	68.0	18.0	18.0	17.5	18.0	18.5	54.0	25	1.78	-11.4	110.6	1.			
2.	1	RUS - RUSSIAN FEDERATION II															185.0	2.	185.0
	1-1	GLADYSHEVA Anastasiya	85.9	79.0	38.0	16.0	16.5	17.0	16.5	16.5	49.5	35	1.19	-7.6	79.9	3.			
	1-2	MAKSIMOVICH Mikhail	84.4	88.0	56.0	17.5	17.0	17.5	17.5	17.5	52.5	25	0.53	-3.4	105.1	2.			
3.	4	JPN - JAPAN II															178.6	3.	178.6
	4-1	MATSUHASHI Aki	88.0	83.0	46.0	16.0	15.5	16.0	15.0	16.0	47.5	35	1.18	-7.6	85.9	2.			
	4-2	TAKANASHI Kanta	84.5	86.0	52.0	17.0	17.0	17.0	17.5	17.5	51.5	25	1.69	-10.8	92.7	4.			
4.	9	RUS - RUSSIAN FEDERATION I															178.0	4.	178.0
	9-1	AVVAKUMOVA Irina	86.6	77.5	35.0	16.5	16.5	16.5	16.5	16.5	49.5	35	1.09	-7.0	77.5	4.			
	9-2	HAZETDINOV Ilmir	65.1	88.0	56.0	17.5	18.5	18.0	18.5	18.0	54.5	25	1.56	-10.0	100.5	3.			
5.	7	CZE - CZECH REPUBLIC I															129.5	5.	129.5
	7-1	DOLEZELOVA Michaela	87.1	78.0	36.0	16.5	16.5	16.5	17.0	16.0	49.5	35	1.56	-10.0	75.5	5.			
	7-2	SOUCEK Jan	82.8	69.5	19.0	16.0	16.0	16.0	16.5	16.0	48.0	25	2.03	-13.0	54.0	6.			
6.	5	AUT - AUSTRIA															122.8	6.	122.8
	5-1	KEIL Katharina	86.5	60.0	0.0	15.5	15.5	15.0	15.5	15.5	46.5	35	1.17	-7.5	39.0	8.			
	5-2	MUELLER Lukas	84.3	77.5	35.0	16.0	16.5	17.0	17.0	16.5	50.0	25	0.19	-1.2	83.8	5.			
7.	6	CHN - PEOPLE'S REPUBLIC OF CHINA I															102.6	7.	102.6
	6-1	LI Xueyao	86.0	77.0	34.0	16.0	15.5	16.0	15.5	15.5	47.0	35	1.62	-10.4	70.6	6.			
	6-2	LI Chao	83.3	60.0	0.0	14.0	14.0	14.0	14.0	13.5	42.0	25	1.56	-10.0	32.0	7.			
8.	2	CHN - PEOPLE'S REPUBLIC OF CHINA															62.9	8.	62.9
	2-1	MA Tong	85.9	61.0	2.0	14.0	14.5	15.0	14.0	14.0	42.5	35	1.32	-8.4	36.1	9.			
	2-2	WANG Bingrong	83.2	54.5	-11.0	15.0	15.0	15.5	15.0	15.0	45.0	25	1.13	-7.2	26.8	8.			
9.	3	CZE - CZECH REPUBLIC II															48.6	9.	48.6
	3-1	PUSTKOVA Vladena	86.7	66.5	13.0	15.5	16.0	15.0	15.5	15.5	46.5	35	1.71	-10.9	48.6	7.			
	3-2	HACEK Vit		DSQ		SCE 1.2.1.1									0.0				

Reason for disqualification:

SCE 1.2.1.1: SKI LENGTH



FRI 30 JAN 2015

Start Time 14:07 / Finish Time 14:38

Official Results

Competition / Weather Information												
	Time	Base Values			Weather	Temp. Start / Finish [°C]		Humid. [%]	tan. Wind [m/s]			
		Wind	Gate	Length		Air	Snow		min.	max.	Avg.	
Final Round	Group 1	14:07 - 14:38	0.00	35	80.44m	snowfall	-0.6 / -1.3	-10.0 / -10.0	95 / 95	0.19	2.03	1.43
	Group 2		0.00	25	76.34m							

Statistics													
	Gate	Athletes	Falls	Distance [m]			Speed [km/h]			Competitors / Nations			
				No.	Diff	min.	max.	Avg.	min.	max.	Avg.	in start list	started
Final Round	Group 1	35	9	0	60.0	85.5	74.1	85.9	88.0	86.5	18/5	18/5	17/5
	Group 2	25	8	0	54.5	94.0	77.1	65.1	84.5	81.3			

Technical Delegate (TD):						Chief of Competition:					
FORRER Ueli (SUI)						JELENSKY Jan (SVK)					

NOTE

How point scores are calculated

A competitor is awarded 60 points for jumping the K-point distance. For every meter more or less than the K-point, a competitor has 2.0 points added or subtracted from his total. In addition, competitors are awarded points for style (for flight, landing and out-run) up to a maximum of 20 per judge. Five judges score each jump, with the highest and lowest scores discarded and the scores of the other three summed and added to the competitor's points for distance.

Legend

Assistant TD Assistant Technical Delegate

DSQ Disqualified

min. minimum

Avg. Average

Humid. Humidity

Ctry Code Country Code

max. maximum

Timing and Results provided by  TISSOT



WINTER
UNIVERSIADE
GRANADA 2015



RESULT BOOK

SNOWBOARDING

12	Snowboard	1512
12.1	Table of Contents	1513
12.2	Competition Schedule	1515
12.3	Number of Entries by Country	1516
12.4	Entry List by Country	1517
12.5	Medallists by Event	1524
12.6	Medal Standings	1525
12.7	Ladies' Snowboard Cross	1526
12.7.1	Entry List by Event	1527
12.7.2	Bracket Snowboard Cross	1528
12.7.3	Medallists	1529
12.7.4	Finals	1530
12.7.4.1	Results Snowboard Cross	1530
12.7.5	Seeding	1532
12.7.5.1	Results Snowboard Cross	1532
12.8	Ladies' Halfpipe	1533
12.8.1	Entry List by Event	1534
12.8.2	Results Halfpipe	1535
12.8.3	Medallists	1537
12.8.4	Finals	1538
12.8.4.1	Ladies' Halfpipe Finals Run 1	1538
12.8.4.1.1	Start List Halfpipe	1538
12.8.4.2	Ladies' Halfpipe Finals Run 2	1539
12.8.4.2.1	Results Halfpipe	1539
12.8.5	Qualification	1540
12.8.5.1	Start List Halfpipe	1540
12.8.5.2	Results Halfpipe	1542
12.9	Ladies' Parallel Giant Slalom	1544
12.9.1	Entry List by Event	1545
12.9.2	Results PGS	1547
12.9.3	Bracket PGS	1548
12.9.4	Medallists	1549
12.9.5	Qualification	1550
12.9.5.1	Results PGS Qualification	1550
12.10	Ladies' Slopestyle	1551
12.10.1	Entry List by Event	1552
12.10.2	Medallists	1553
12.10.3	Finals	1554
12.10.3.1	Start List Slopestyle	1554
12.10.3.2	Results Slopestyle	1556



12.11	Men's Snowboard Cross	1558
12.11.1	Entry List by Event	1559
12.11.2	Bracket Snowboard Cross	1561
12.11.3	Medallists	1562
12.11.4	Finals	1563
12.11.4.1	Results Snowboard Cross	1563
12.11.5	Seeding	1565
12.11.5.1	Results Snowboard Cross	1565
12.12	Men's Halfpipe	1567
12.12.1	Entry List by Event	1568
12.12.2	Results Halfpipe	1569
12.12.3	Medallists	1571
12.12.4	Finals	1572
12.12.4.1	Men's Halfpipe Finals Run 1	1572
12.12.4.1.1	Start List Halfpipe	1572
12.12.4.2	Men's Halfpipe Finals Run 2	1574
12.12.4.2.1	Results Halfpipe	1574
12.12.5	Qualification	1576
12.12.5.1	Start List Halfpipe	1576
12.12.5.2	Results Halfpipe	1578
12.13	Men's Parallel Giant Slalom	1580
12.13.1	Entry List by Event	1581
12.13.2	Results PGS	1583
12.13.3	Bracket PGS	1584
12.13.4	Medallists	1585
12.13.5	Qualification	1586
12.13.5.1	Results PGS Qualification	1586
12.14	Men's Slopestyle	1587
12.14.1	Entry List by Event	1588
12.14.2	Medallists	1589
12.14.3	Finals	1590
12.14.3.1	Start List Slopestyle	1590
12.14.3.2	Results Slopestyle	1592
12.15	Official Communications	1594
12.15.1	Sierra Nevada Snow Fall 1	1594
12.15.2	Sierra Nevada Strong Wind 2	1595
12.15.3	Sierra Nevada Snow Fall 3	1596




Competition Schedule

As of 11 FEB 2015

Date	Start Time	Estimated Finish Time	Event
6 FEB 2015	10:45	12:00	Ladies' Snowboard Cross Seeding Run 1
	11:23	12:00	Men's Snowboard Cross Seeding Run 1
	12:00	13:00	Ladies' Snowboard Cross Seeding Run 2
	12:10	13:00	Men's Snowboard Cross Seeding Run 2
	13:00	14:00	Men's Snowboard Cross Finals
	13:20	13:55	Ladies' Snowboard Cross Finals
	7 FEB 2015	9:10	10:15
9:10		10:15	Men's Halfpipe Qualification Run 2
11:00		11:45	Ladies' Halfpipe Qualification Run 1
11:00		11:45	Ladies' Halfpipe Qualification Run 2
12:45		13:45	Men's Halfpipe Final Run 1
12:45		13:45	Men's Halfpipe Final Run 2
12:45		13:45	Ladies' Halfpipe Final Run 1
12:45		13:45	Ladies' Halfpipe Final Run 2
10 FEB 2015	9:45	11:00	Men's Parallel Giant Slalom Qualification Run
	9:45	11:30	Ladies' Parallel Giant Slalom Qualification Run
	10:42	12:30	Ladies' Parallel Giant Slalom Elimination Run
	11:10	12:30	Men's Parallel Giant Slalom Elimination Run
	13:50	16:26	Ladies' Parallel Giant Slalom Finals
	14:00	16:24	Men's Parallel Giant Slalom Finals
13 FEB 2015	14:00	14:25	Ladies' Slopestyle Final Run 1
	14:25	15:00	Men's Slopestyle Final Run 1
	15:00	15:25	Ladies' Slopestyle Final Run 2
	15:25	16:00	Men's Slopestyle Final Run 2

NOTE

Schedule subject to change. Please check INFO for any updates made during the day.

Timing and Results provided by  **TISSOT**



Number Of Entries By Country

As of 5 FEB 2015

CTRY	Men					Total	Ladies					Total	Total Competitors
	PGS	PSL	HP	SBX	SBS		PGS	PSL	HP	SBX	SBS		
AND										1		1	1
AUS					1	1	1		1	1	2	4	5
AUT	2			3		5	2					2	7
BUL	1					1				1		1	2
CAN	3					3	1					1	4
CHN			4			4		4				4	8
CRO										1		1	1
CZE	1			3	2	6				1		1	7
ESP								1	1	1		2	2
EST			1		1	1							1
FIN								1			1	1	1
FRA			1	4	4	9	1			3	1	5	14
GBR										1		1	1
GEO				1		1							1
GER	1					1	2					2	3
HUN					2	2							2
ITA			1	2	1	3	2				1	2	5
JPN			2			2				2		2	4
KAZ	2			1		3	2					2	5
KGZ				4		4							4
KOR	3		3	2		8	3					3	11
LAT	2					2							2
NED	1			1		2	1					1	3
POL	3		1	3	1	8	4		4	2	1	11	19
RUS	4		3	4	2	13	4				2	6	19
SLO							1					1	1
SUI	1			2	1	4	4		2	3	3	10	14
SVK	1			1	1	2							2
TUR	2					2	2					2	4
UKR	4			3		4							4
USA	1		4	4	3	8	1		1	4	2	4	12
Number of competitors:	32		20	38	19	99	31		14	21	14	70	169
Number of Countries:	16		9	15	11	25	15		7	12	9	24	31

NOTE

Competitors are only counted once even if they participate in more than one event

LEGEND

HP Halfpipe PGS Parallel Giant Slalom PSL Parallel Slalom SBS Slopestyle
SBX Snowboard-Cross

Timing and Results provided by  TISSOT



Entry List By Country

As of 13 FEB 2015

	Men		Ladies		Total	
	Competitors	Countries	Competitors	Countries	Competitors	Countries
Parallel Giant Slalom	31	15	31	15	62	20
Halfpipe	21	11	15	8	36	14
Snowboard-Cross	38	15	21	12	59	22
Slopestyle	17	8	15	9	32	12
Total entries/Countries	107	23	82	24	189	30

Country Fis Code	Name	Gender	Event Code	PGS FIS Points (Rk)	PSL FIS Points (Rk)	HP FIS Points (Rk)	SBX FIS Points (Rk)	SBS FIS Points (Rk)	Date of Birth
---------------------	------	--------	---------------	------------------------	------------------------	-----------------------	------------------------	------------------------	---------------

AND - Andorra

1029957	ESTEVEZ Maeva	F	SBX				66.50 (93)		2 MAR 1995
---------	---------------	---	-----	--	--	--	------------	--	------------

Total of 1 AND competitor (1 Lady)

AUS - Australia

9045034	ARAZNY Amber	F	HP SBX			135.00 (41)	0.00 (999)	0.02 (252)	5 SEP 1990
9045015	DAVIS-MEEHAN Michaela	F	SBS					145.00 (54)	5 JAN 1992
9045049	RICHARDSON Chrisy	F	PGS	54.00 (118)					16 JAN 1994
9045044	TURNBULL Biba	F	SBS					70.00 (84)	14 NOV 1994

Total of 4 AUS competitors (4 Ladies)

AUT - Austria

1746485	DUJMOVITS Julia	F	PGS	900.00 (2)					12 JUN 1987
9055042	MESCHIK Pia Maria	F	PGS	0.00 (999)					1 JAN 1993
9055032	SCHOEFFMANN S.	F	PGS	645.00 (9)					28 JUL 1992
9050035	DOUSCHAN Hanno	M	SBX				290.00 (33)		5 SEP 1989
9050115	HAEMMERLE Alessandro	M	SBX				288.00 (34)		30 JUL 1993
9050029	KISLINGER Sebastian	M	PGS	450.00 (15)					1 AUG 1988
9050229	PACHNER Lukas	M	SBX				138.00 (66)		5 DEC 1991
9050042	PAYER Alexander	M	PGS	600.00 (8)					12 SEP 1989

Total of 8 AUT competitors (3 Ladies - 5 Men)

BUL - Bulgaria


7537602	JEKOVA Alexandra	F	SBX				700.00 (5)		5 OCT 1987
1094969	YANKOV Radoslav	M	PGS	148.00 (69)					26 JAN 1990

Total of 2 BUL competitors (1 Lady - 1 Man)

CAN - Canada

9105144	FARRELL Megan	F	PGS	200.00 (44)					26 FEB 1992
9100195	GARDNER Darren	M	PGS	255.00 (39)					14 MAY 1990
9100570	LEFEBVRE Jules	M	PGS	58.00 (122)					12 JAN 1996
9100394	VACHON Olivier	M	PGS	140.00 (73)					3 MAR 1994

Total of 4 CAN competitors (1 Lady - 3 Men)

Timing and Results provided by  TISSOT



Entry List By Country

As of 13 FEB 2015

Country Fis Code	Name	Gender	Event Code	PGS FIS Points (Rk)	PSL FIS Points (Rk)	HP FIS Points (Rk)	SBX FIS Points (Rk)	SBS FIS Points (Rk)	Date of Birth
CHN - People's Republic of China									
1129975	CAI Xuetong	F	HP			600.00 (5)			26 SEP 1993
1129970	SUN Juan	F	HP			62.40 (73)			20 AUG 1993
1129993	ZHAI Yue	F	HP			0.00 (999)			18 DEC 1996
1124953	GUO Yu	M	HP			4.06 (285)			4 JUL 1994
1124915	HU Yi	M	HP			60.00 (82)			16 AUG 1990
1124926	HUANG Shiyang	M	HP			25.25 (140)			30 JUL 1990
1124933	ZHANG Yiwei	M	HP			400.00 (14)			3 OCT 1992

Total of 7 CHN competitors (3 Ladies - 4 Men)

CRO - Croatia

1389931	BLASKOVIC Paola	F	SBX SBS				0.05 (245)	225.00 (29)	12 AUG 1994
1389930	JUGOVAC Lea	F	SBS					198.00 (38)	7 NOV 1994

Total of 2 CRO competitors (2 Ladies)

CZE - Czech Republic

1159951	CHOUROVA Katerina	F	SBX				117.00 (54)		26 SEP 1991
9150143	BOHUNEK Petr	M	SBX				8.35 (362)		1 MAY 1991
9150120	HORAK Petr	M	HP SBS			0.17 (379)		160.00 (49)	7 SEP 1991
9150026	JELINEK Albert	M	PGS	14.90 (249)					29 JUN 1990
9150138	KUBICIK Stepan	M	SBX				12.24 (321)		27 AUG 1993
9150135	MARTINEK Daniel	M	SBX				29.04 (227)		18 SEP 1992
9150083	MIKYSKA Martin	M	HP SBS			7.78 (238)		85.00 (94)	3 FEB 1994

Total of 7 CZE competitors (1 Lady - 6 Men)

ESP - Spain

1499921	CASTELLET Queralt	F	HP			345.00 (15)			17 JUN 1989
1499953	GARCIA Elena	F	SBX				35.00 (137)		10 APR 1995

Total of 2 ESP competitors (2 Ladies)

EST - Estonia

1394968	BACHMANN Madis	M	SBS					0.00 (999)	17 OCT 1990
9390006	GRIGORJEV Kaspar	M	HP SBS			0.00 (999)		0.00 (999)	27 NOV 1991

Total of 2 EST competitors (2 Men)

FIN - Finland

9185042	HALONEN Anni	F	HP SBS			24.00 (112)		0.00 (999)	4 MAR 1987
---------	--------------	---	--------	--	--	-------------	--	------------	------------

Total of 1 FIN competitor (1 Lady)



Entry List By Country

As of 13 FEB 2015

Country Fis Code	Name	Gender	Event Code	PGS FIS Points (Rk)	PSL FIS Points (Rk)	HP FIS Points (Rk)	SBX FIS Points (Rk)	SBS FIS Points (Rk)	Date of Birth
FRA - France									
9195090	AURANGE Emilie	F	PGS	245.25 (40)					20 JUL 1994
9195074	BERNARD Emma	F	SBX				68.90 (91)		27 JUN 1994
9195071	GRIMAL Clemence	F	HP			460.00 (8)			4 MAR 1994
9195072	HAERTY Marion	F	SBS					160.00 (44)	22 JAN 1992
9195028	MOENNE LOCCOZ Nelly	F	SBX				580.00 (8)		9 APR 1990
9195073	TRESPEUCH Chloe	F	SBX				550.00 (9)		13 APR 1994
9190305	BIRRIEN Nathan	M	SBX				152.00 (59)		8 NOV 1995
9190296	CUNY Matteo	M	SBS					53.20 (136)	22 FEB 1996
9190344	DUNAUX Benjamin	M	SBS					4.20 (413)	10 MAR 1987
9190179	PALLADIO Nicolas	M	SBS					20.70 (251)	31 MAY 1994
1194982	RAMOIN Pierre	M	SBX				169.25 (54)		1 FEB 1993
9190258	REVERSADE Cesar	M	SBS					73.60 (109)	14 NOV 1994
9190272	TOURKI Yannis	M	HP			74.82 (69)			20 MAR 1995
7327320	TRESPEUCH Leo	M	SBX				79.20 (109)		4 APR 1987
9190316	VUAGNOUX Ken	M	SBX				280.00 (35)		25 JUL 1995

Total of 15 FRA competitors (6 Ladies - 9 Men)

GBR - United Kingdom

1229990	OSBORNE Jennifer	F	SBX				32.00 (140)		28 MAY 1991
---------	------------------	---	-----	--	--	--	-------------	--	-------------

Total of 1 GBR competitor (1 Lady)

GEO - Georgia

9680002	TASOSHVILI Mikheil	M	SBX				0.00 (999)		28 JUL 1992
---------	--------------------	---	-----	--	--	--	------------	--	-------------

Total of 1 GEO competitor (1 Man)

GER - Germany

9205004	JOERG Selina	F	PGS	525.00 (10)					24 JAN 1988
9200020	WEIS Daniel	M	PGS	330.00 (33)					12 NOV 1988

Total of 2 GER competitors (1 Lady - 1 Man)

ITA - Italy


9295091	GASPARI Giulia	F	PGS SBS	109.80 (77)				0.00 (999)	8 SEP 1995
9295071	OCHNER Nadya	F	PGS	475.00 (13)					14 MAR 1993
9290170	ARNAUD Fabrizio	M	HP SBS			0.00 (999)		0.00 (999)	17 SEP 1992
9290194	COLELLA Fabio	M	SBX				177.00 (52)		11 MAR 1993
9290233	GIUNTOLI VERCELLIN Nico	M	SBX				90.00 (101)		31 MAY 1995

Total of 5 ITA competitors (2 Ladies - 3 Men)

JPN - Japan

9305256	IWADARE Karen	F	SBX				160.00 (38)		24 DEC 1993
9305253	TOMIDA Maria	F	SBX				30.00 (142)		19 DEC 1994
9300462	NEDEFUJI Ayumu	M	HP			390.00 (16)			7 APR 1994

Total of 3 JPN competitors (2 Ladies - 1 Man)

Timing and Results provided by 



Entry List By Country

As of 13 FEB 2015

Country Fis Code	Name	Gender	Event Code	PGS FIS Points (Rk)	PSL FIS Points (Rk)	HP FIS Points (Rk)	SBX FIS Points (Rk)	SBS FIS Points (Rk)	Date of Birth
KAZ - Kazakhstan									
1679950	SLOBODKINA Dariya	F	PGS	5.18 (199)					26 AUG 1994
1679949	TUPIK Xeniya	F	PGS	34.70 (143)					4 SEP 1992
9670012	PANIN Oleg	M	SBX				2.35 (467)		4 MAY 1996
9670014	YEGORENKO Dmitriy	M	PGS	0.00 (999)					23 DEC 1996
9670015	ZAVARZIN Yegor	M	PGS	8.64 (290)					13 FEB 1995

Total of 5 KAZ competitors (2 Ladies - 3 Men)

KGZ - Kyrgyzstan									
1774911	GUBAEV Timur	M	SBX				0.00 (999)		10 MAY 1992
1774912	KOMISSAROV Vladimir	M	SBX				0.01 (587)		28 MAR 1992
1774913	VAKURIN Aleksey	M	SBX				12.13 (322)		10 MAY 1994
1774914	VAKURIN Pavel	M	SBX				7.08 (378)		10 MAY 1994

Total of 4 KGZ competitors (4 Men)

KOR - Republic of Korea									
9325029	KIM A-Reum	F	PGS	88.00 (91)					18 FEB 1997
9325002	LEE Ji-Hye	F	PGS	97.00 (82)					28 MAR 1992
1329978	SHIN Da-Hae	F	PGS	160.00 (51)					13 NOV 1988
9320041	CHOI Bo-Gun	M	PGS	168.00 (62)					28 AUG 1991
9320039	GIM Yong-Hyeon	M	PGS	98.00 (90)					27 APR 1991
9320088	KANG Jong-Won	M	SBX				3.36 (441)		22 JUN 1993
9320101	LEE Jung-Hyun	M	SBX				0.00 (999)		15 MAR 1995
9320091	LEE Sang-Ho	M	PGS	225.00 (46)					12 SEP 1995
9320096	NA Myung-Joo	M	HP			39.00 (104)			23 JAN 1996
9320052	WOO Jae- Won	M	HP			30.75 (124)			28 NOV 1992

Total of 10 KOR competitors (3 Ladies - 7 Men)

LAT - Latvia									
1554939	ABLZHEVICHS Andris	M	PGS	0.00 (999)					28 MAR 1992
1554966	BLUMBERGS Ansis	M	PGS	0.00 (999)					1 FEB 1993

Total of 2 LAT competitors (2 Men)

NED - Netherlands									
9405020	HEIJT Yvette	F	PGS	109.80 (77)					28 APR 1995
9400030	BLOIS DE Glenn	M	SBX				91.00 (100)		5 SEP 1995
9400058	BOOM DE Lars	M	PGS	24.80 (210)					28 JUN 1994

Total of 3 NED competitors (1 Lady - 2 Men)



Entry List By Country

As of 13 FEB 2015

Country Fis Code	Name	Gender	Event Code	PGS FIS Points (Rk)	PSL FIS Points (Rk)	HP FIS Points (Rk)	SBX FIS Points (Rk)	SBS FIS Points (Rk)	Date of Birth
POL - Poland									
9435030	BIELA Weronika	F	PGS	340.00 (24)					15 SEP 1991
9435020	FICEK Natalia	F	PGS	72.00 (100)					12 OCT 1992
9435051	KOLODZIEJ Klementyna	F	HP			11.40 (151)			3 FEB 1995
9435005	KROL Aleksandra	F	PGS	280.00 (31)					20 NOV 1990
9435039	MOSKAL Anna	F	HP			54.50 (85)			23 MAR 1992
1439984	RUSIN Agnieszka	F	SBS					0.00 (999)	4 FEB 1988
9435027	RUSIN Katarzyna	F	HP			53.00 (88)			21 JAN 1994
9435019	SMYKALA Zuzanna	F	SBX				116.40 (55)		10 JAN 1990
1439979	SZTOKFISZ Karolina	F	PGS	210.00 (43)					15 FEB 1989
1439986	ZAJAC Joanna	F	SBX				36.50 (134)		13 SEP 1990
9435049	ZAJAC Marzena	F	HP			6.48 (173)			18 JAN 1995
1434995	BOCIAN Marcin	M	SBX				38.28 (194)		21 AUG 1987
9430127	BODZIONY Piotr	M	SBX				30.20 (219)		30 OCT 1995
9430050	BOM Oskar	M	PGS	144.00 (70)					5 AUG 1990
9430012	GASIENICA-DANIEL Andrzej	M	PGS	133.00 (77)					31 MAR 1987
9430052	GRYZLO Piotr	M	HP			14.40 (188)			14 SEP 1992
9430064	JANOSZ Piotr	M	SBS					27.40 (216)	23 APR 1988
9430047	KOWALCZYK Tomasz	M	PGS	107.20 (86)					21 MAR 1990
9430095	WAL Dawid	M	SBX				78.30 (110)		4 MAR 1992

Total of 19 POL competitors (11 Ladies - 8 Men)

RUS - Russian Federation


9485028	GROZNOVA Darya	F	PGS	128.80 (62)					13 SEP 1990
1489969	KOLEGOVA Vera	F	PGS	96.00 (83)					10 NOV 1990
9485164	KOSOVA Ekaterina	F	SBS					109.50 (67)	25 APR 1996
9485056	LATYNTSEVA Darja	F	PGS	15.08 (173)					21 MAR 1992
9485126	SURAEVA Regina	F	PGS	28.51 (155)					9 JUL 1994
9480374	AVTANEEV Nikita	M	HP			100.00 (57)			3 SEP 1995
9480356	BOGDANOV Bogdan	M	PGS	80.00 (99)					20 FEB 1992
9480364	DILMAN Daniil	M	SBX				250.00 (37)		26 FEB 1996
9480478	GUZACHEV Aleksandr	M	SBX				125.60 (74)		29 APR 1995
9480382	KHURAMSHIN Vladislav	M	PGS	38.00 (163)					26 APR 1995
9480456	MATVEEV Mikhail	M	SBS					114.40 (70)	22 MAY 1996
9480133	MINDRUL Dmitry	M	SBS					3.04 (439)	10 JUL 1991
9480370	NALIVAYKO Andrey	M	PGS	40.50 (159)					12 OCT 1995
9480290	OLYUNIN Nikolay	M	SBX				800.00 (2)		23 OCT 1991
9480102	PEPELYAEV Andrey	M	PGS	9.07 (285)					21 DEC 1989
9480451	PODMAREV Denis	M	SBX				0.00 (999)		31 MAY 1995
9480298	SLADKOV Alexandr	M	HP			80.00 (65)			7 MAR 1992
9480373	SMIRNOV Pavel	M	HP			29.88 (126)			29 SEP 1994

Total of 18 RUS competitors (5 Ladies - 13 Men)

SLO - Slovenia

1569965	POLANEC Iva	F	PGS	88.20 (89)					1 APR 1992
---------	-------------	---	-----	------------	--	--	--	--	------------

Total of 1 SLO competitor (1 Lady)

Timing and Results provided by 



Entry List By Country

As of 13 FEB 2015

Country Fis Code	Name	Gender	Event Code	PGS FIS Points (Rk)	PSL FIS Points (Rk)	HP FIS Points (Rk)	SBX FIS Points (Rk)	SBS FIS Points (Rk)	Date of Birth
SUI - Switzerland									
9515104	BAUMGARTNER N.	F	PGS	353.00 (22)					20 FEB 1993
9515126	KEISER Jessica	F	PGS	144.00 (58)					4 FEB 1994
7519960	KUMMER Patrizia	F	PGS	1000.00 (1)					16 OCT 1987
9515030	MEILER Simona	F	SBX				205.00 (27)		13 SEP 1989
9515066	MUELLER Stefanie	F	PGS	290.00 (30)					5 JUN 1992
9515142	PETRIG Celia	F	HP SBS			17.64 (132)		216.00 (32)	28 FEB 1995
9515144	PETRIG Ramona	F	HP SBS			84.60 (60)		79.20 (82)	4 MAR 1997
9515106	PLEISCH Deborah	F	SBX				93.60 (66)		11 MAY 1993
9515125	RIEDER Stefanie	F	SBX				125.00 (49)		8 DEC 1994
9515153	SOMAINI Carla	F	HP SBS			78.75 (63)		171.00 (43)	13 OCT 1991
9510272	BEER Dominic	M	SBX				126.00 (73)		23 JUN 1993
9510310	KLOSSNER Kevin	M	SBX				184.00 (50)		23 JUN 1991
9510408	PICASSO Giacomo	M	HP			0.00 (999)			2 JAN 1992
9510070	VAN WIJNKOOP David	M	PGS	79.20 (101)					29 MAR 1988

Total of 14 SUI competitors (10 Ladies - 4 Men)

SVK - Slovakia

9700022	BACO Matej	M	PGS SBX	70.80 (110)			27.30 (235)		24 JUN 1992
9700031	DOLNIK Matej	M	SBS					72.00 (110)	18 MAY 1991

Total of 2 SVK competitors (2 Men)

TUR - Turkey

9525008	GENESKE Elif Kubra	F	PGS	49.05 (123)					14 MAR 1994
1529997	LIMON Elif Ece	F	PGS	18.00 (169)					11 JUL 1992
1524973	GUZELTAN Ibrahim Ali	M	PGS	7.68 (303)					16 NOV 1994
1524976	POLAT Hamza	M	PGS	34.80 (174)					1 MAY 1996

Total of 4 TUR competitors (2 Ladies - 2 Men)

UKR - Ukraine

9690065	ALEKSANDROVSKYY Roman	M	PGS SBX	115.20 (84)			4.22 (428)		29 JUN 1994
9690061	BIHUS Taras	M	PGS SBX	36.50 (172)			0.00 (999)		15 AUG 1993
9690081	HULIY Yevheniy	M	PGS	7.45 (305)					27 FEB 1996
9690100	KARPOV Anton	M	PGS SBX	8.32 (294)			10.57 (336)		25 APR 1997

Total of 4 UKR competitors (4 Men)



Entry List By Country


As of 13 FEB 2015

Country Fis Code	Name	Gender	Event Code	PGS FIS Points (Rk)	PSL FIS Points (Rk)	HP FIS Points (Rk)	SBX FIS Points (Rk)	SBS FIS Points (Rk)	Date of Birth
USA - United States of America									
9535199	COX Courtney	F	SBX SBS					0.00 (999)	12 FEB 1990
9535108	GULINI Faye	F	HP SBX			0.11 (215)	380.00 (16)	1.25 (218)	24 MAR 1992
9535446	KANNER Teddy	F	SBS						15 SEP 1994
9535445	YAMADA Anna	F	SBX						29 DEC 1994
9530026	BIDEZ Dylan	M	PGS SBX	0.00 (999)					11 SEP 1990
9531270	BIGLEY Max	M	SBX						5 MAR 1992
9530049	BLACK Jake	M	HP SBX			0.00 (999)		0.00 (999)	24 MAY 1988
9530120	BLACK Zachary	M	SBS						1 AUG 1990
9531269	COOPER Cody	M	SBX SBS			50.40 (90)		0.00 (999)	2 MAR 1994
9530672	PRIOR Mal	M	HP						14 APR 1992
9530870	WANDLING Billy	M	SBS			6.60 (248)	11.88 (327)	24.00 (234)	16 JUN 1992
9530202	WARING Broc	M	HP			0.00 (999)			3 JUN 1992

Total of 12 USA competitors (4 Ladies - 8 Men)

LEGEND

F	Female	HP	Halfpipe	M	Male	PGS	Parallel Giant Slalom
PSL	Parallel Giant Slalom	RK	Rank	SBS	Slopestyle	SBX	Snowboard-Cross

Timing and Results provided by  **TISSOT**



Medallists By Event

As of 13 FEB 2015 at 16:05

AFTER 8 OF 8 EVENTS

Event	Date	Medal	Name	Ctry Code
Men's Slopestyle	FRI 13 FEB	GOLD	HORAK Petr	CZE
		SILVER	JANOSZ Piotr	POL
		BRONZE	MIKYSKA Martin	CZE
Ladies' Slopestyle	FRI 13 FEB	GOLD	PETRIG Celia	SUI
		SILVER	COX Courtney	USA
		BRONZE	HAERTY Marion	FRA
Men's Parallel Giant Slalom	TUE 10 FEB	GOLD	WEIS Daniel	GER
		SILVER	CHOI Bo-gun	KOR
		BRONZE	PAYER Alexander	AUT
Ladies' Parallel Giant Slalom	TUE 10 FEB	GOLD	KUMMER Patrizia	SUI
		SILVER	JOERG Selina	GER
		BRONZE	OCHNER Nadya	ITA
Men's Halfpipe	SAT 7 FEB	GOLD	NEDEFUJI Ayumu	JPN
		SILVER	BLACK Zachary	USA
		BRONZE	WARING Broc	USA
Ladies' Halfpipe	SAT 7 FEB	GOLD	CAI Xuetong	CHN
		SILVER	CASTELLET Queralt	ESP
		BRONZE	SOMAINI Carla	SUI
Men's Snowboard-Cross	FRI 6 FEB	GOLD	OLYUNIN Nikolay	RUS
		SILVER	HAEMMERLE Alessandro	AUT
		BRONZE	BIRRIEN Nathan	FRA
Ladies' Snowboard-Cross	FRI 6 FEB	GOLD	JEKOVA Alexandra	BUL
		SILVER	TRESPEUCH Chloe	FRA
		BRONZE	MEILER Simona	SUI



Medal Standings

As of 13 FEB 2015 at 16:05

AFTER 8 OF 8 EVENTS

Rank	Ctry	Men				Ladies				Total				Rank by Total
		G	S	B	Tot	G	S	B	Tot	G	S	B	Tot	
1	SUI					2		2	4	2		2	4	1
2	GER	1			1		1		1	1	1		2	=4
3	CZE	1		1	2					1		1	2	=4
4	BUL					1			1	1			1	=7
4	CHN					1			1	1			1	=7
4	JPN	1			1					1			1	=7
4	RUS	1			1					1			1	=7
8	USA		1	1	2		1		1		2	1	3	=2
9	FRA			1	1		1	1	2		1	2	3	=2
10	AUT		1	1	2						1	1	2	=4
11	ESP						1		1		1		1	=7
11	KOR		1		1						1		1	=7
11	POL		1		1						1		1	=7
14	ITA							1	1			1	1	=7
	Total:	4	4	4	12	4	4	4	12	8	8	8	24	

LEGEND


= Equal sign indicates that two or more countries share the same rank by total

G Gold

S Silver

Tot Total

B Bronze

Timing and Results provided by  TISSOT



WINTER
UNIVERSIADE
GRANADA 2015



RESULT BOOK

SNOWBOARDING

Ladies' Snowboard Cross



Entry List By Event

As of 5 FEB 2015

Number of Competitors: 21, Number of Countries: 12

Ctry	Fis Code	Name	FIS Points	Rank	Date of Birth
AND - Andorra	1029957	ESTEVEZ Maeva	66.50	93	2 MAR 1995
<i>Total of 1 AND competitor</i>					
AUS - Australia	9045034	ARAZNY Amber	0.00	999	5 SEP 1990
<i>Total of 1 AUS competitor</i>					
BUL - Bulgaria	7537602	JEKOVA Alexandra	700.00	5	5 OCT 1987
<i>Total of 1 BUL competitor</i>					
CRO - Croatia	1389931	BLASKOVIC Paola	0.05	245	12 AUG 1994
<i>Total of 1 CRO competitor</i>					
CZE - Czech Republic	1159951	CHOUROVA Katerina	117.00	54	26 SEP 1991
<i>Total of 1 CZE competitor</i>					
ESP - Spain	1499953	GARCIA Elena	35.00	137	10 APR 1995
<i>Total of 1 ESP competitor</i>					
FRA - France	9195074	BERNARD Emma	68.90	91	27 JUN 1994
	9195028	MOENNE LOCCOZ Nelly	580.00	8	9 APR 1990
	9195073	TRESPEUCH Chloe	550.00	9	13 APR 1994
<i>Total of 3 FRA competitors</i>					
GBR - United Kingdom	1229990	OSBORNE Jennifer	32.00	140	28 MAY 1991
<i>Total of 1 GBR competitor</i>					
JPN - Japan	9305256	IWADARE Karen	160.00	38	24 DEC 1993
	9305253	TOMIDA Maria	30.00	142	19 DEC 1994
<i>Total of 2 JPN competitors</i>					
POL - Poland	9435019	SMYKALA Zuzanna	116.40	55	10 JAN 1990
	1439986	ZAJAC Joanna	36.50	134	13 SEP 1990
<i>Total of 2 POL competitors</i>					
SUI - Switzerland	9515030	MEILER Simona	205.00	27	13 SEP 1989
	9515106	PLEISCH Deborah	93.60	66	11 MAY 1993
	9515125	RIEDER Stefanie	125.00	49	8 DEC 1994
<i>Total of 3 SUI competitors</i>					
USA - United States of America	9535199	COX Courtney	0.00	999	12 FEB 1990
	9535108	GULINI Faye	380.00	16	24 MAR 1992
	9535446	KANNER Teddy	0.00	999	15 SEP 1994
	9535445	YAMADA Anna	0.00	999	29 DEC 1994
<i>Total of 4 USA competitors</i>					

Timing and Results provided by  TISSOT



Brackets

Number of Competitors: 16, Number of Countries: 10

Quarterfinals				Semifinals				Finals			
Bib	QF 1 (1/8)		Rk	Bib	SF 1 (5/8)		Rk	Bib	Small Final (7/8)		Rk
1 R2	JEKOVA Alexandra	BUL	1	1 R2	JEKOVA Alexandra	BUL	1	7 B11	RIEDER Stefanie	SUI	1
8 G3	SMYKALA Zuzanna	POL	2	4 G3	TRESPEUCH Chloe	FRA	2	5 R2	GULINI Faye	USA	2
9 B14	IWADARE Karen	JPN	3	8 Y1	SMYKALA Zuzanna	POL	3	8 Y4	SMYKALA Zuzanna	POL	3
16 Y1	COX Courtney	USA	4	5 B14	GULINI Faye	USA	4	6 G3	BERNARD Emma	FRA	4
Bib	QF 2 (2/8)		Rk	Bib	SF 2 (6/8)		Rk	Final Ranking			
4 R2	TRESPEUCH Chloe	FRA	1	2 R3	MOENNE LOCCOZ Nelly	FRA	1	Gold	JEKOVA Alexandra	BUL	
5 G3	GULINI Faye	USA	2	3 G2	MEILER Simona	SUI	2	Silver	TRESPEUCH Chloe	FRA	
12 B14	ESTEVEZ Maeva	AND	3	6 B11	BERNARD Emma	FRA	3	Bronze	MEILER Simona	SUI	
13 Y1	TOMIDA Maria	JPN	4	7 Y4	RIEDER Stefanie	SUI	4		MOENNE LOCCOZ Nelly	FRA	
Bib	QF 3 (3/8)		Rk								
3 R2	MEILER Simona	SUI	1								
6 G3	BERNARD Emma	FRA	2								
11 B14	GARCIA Elena	ESP	3								
14 Y1	ZAJAC Joanna	POL	4								
Bib	QF 4 (4/8)		Rk								
2 R2	MOENNE LOCCOZ Nelly	FRA	1								
7 G3	RIEDER Stefanie	SUI	2								
10 B14	CHOUROVA Katerina	CZE	3								
15 Y1	OSBORNE Jennifer	GBR	4								


Progression rule: In the Quarterfinals the first two ranked competitors of each heat proceed to the next phase. The third and fourth are ranked based upon their seeding results. In the Semifinals the first two ranked competitors of each heat proceed to the Big Final. The third and fourth ranked competitors of each heat proceed to the Small Final.

NOTE

Bibs are assigned based upon seeding results. The competitor with the lowest bib of each heat starts with the red bib, the second lowest with the green, the third with blue and the fourth with yellow.

LEGEND

(n)	Absolute Heat Number	BI	Blue	G	Green	QF	Quarterfinal
R	Red	Rk	Rank	SF	Semifinal	Y	Yellow

Timing and Results provided by  **TISSOT**



Medallists

Medal	Name	CTRY
GOLD	JEKOVA Alexandra	BUL
SILVER	TRESPEUCH Chloe	FRA
BRONZE	MEILER Simona	SUI



Results

Jury			Technical Data	
FISU Technical Delegate:	SUNDEKVIST Ola	FIS	Course Name:	Snowboard Cross Men
Chief of finish:	LOPEZ Laura	ESP	Start Altitude:	2625m
Chief of Competition:	BERGES Carlos	ESP	Finish Altitude:	2420m
FIS Race Director:	SUNDEKVIST Ola	FIS	Vertical Drop:	205m
FIS Technical Delegate:	BERGSTROEM Fredrik	FIS	Course Length:	980m
			Number of Features:	25
Officials			Forerunners	
FIS Assistant Race Director:				
Chief of Course:	LOPEZ David	ESP		
Course Builder:	LOPEZ David	ESP		
Start Referee:				
Finish Referee:	LOPEZ Laura	ESP		
Course Setter:	BERGSTROEM Fredrik	FIS		
Weather: Sky clear			Snow Temperature: -4°C/24.8°F	
			Temperature - Start: -6°C/21.2°F	
			Temperature - Finish: -6°C/21.2°F	

Number of Competitors: 21, Number of Countries: 12

Rank	Bib	FIS Code	Name	CTRY Code	YB	Qualification Time	Race Points
BIG FINAL							
1	1	7537602	JEKOVA Alexandra	BUL	1987		500.00
2	4	9195073	TRESPEUCH Chloe	FRA	1994		400.00
3	3	9515030	MEILER Simona	SUI	1989		300.00
4	2	9195028	MOENNE LOCCOZ Nelly	FRA	1990		250.00
SMALL FINAL							
5	7	9515125	RIEDER Stefanie	SUI	1994		225.00
6	5	9535108	GULINI Faye	USA	1992		200.00
7	8	9435019	SMYKALA Zuzanna	POL	1990		180.00
8	6	9195074	BERNARD Emma	FRA	1994		160.00
QUARTERFINALS							
Finished 3rd in their heat							
9	9	9305256	IWADARE Karen	JPN	1993	55.69	145.00
10	10	1159951	CHOUROVA Katerina	CZE	1991	56.01	130.00
11	11	1499953	GARCIA Elena	ESP	1995	56.27	120.00
12	12	1029957	ESTEVEZ Maeva	AND	1995	56.47	110.00
Finished 4th in their heat							
13	13	9305253	TOMIDA Maria	JPN	1994	58.97	100.00
14	14	1439986	ZAJAC Joanna	POL	1990	59.28	90.00
15	15	1229990	OSBORNE Jennifer	GBR	1991	1:02.14	80.00
16	16	9535199	COX Courtney	USA	1990	1:03.70	75.00
NOT QUALIFIED FOR FINALS							
17	47	9535445	YAMADA Anna	USA	1994	1:04.87	70.00
18	48	9535446	KANNER Teddy	USA	1994	1:05.58	
	19	9515106	PLEISCH Deborah	SUI	1993	DNS	
	39	1389931	BLASKOVIC Paola	CRO	1994	DNS	
	44	9045034	ARAZNY Amber	AUS	1990	DNS	

LEGEND

DNS Did Not Start YB Year of birth

Timing and Results provided by  TISSOT



Results

Rank	Bib	FIS Code	Name	CTRY Code	YB	Qualification Time	Race Points
------	-----	----------	------	-----------	----	--------------------	-------------



Results


Jury			Technical Data		
FISU Technical Delegate:	SUNDEKVIST Ola	FIS	Course Name:	Snowboard Cross Men	
Chief of finish:	LOPEZ Laura	ESP	Start Altitude:	2625m	
Chief of Competition:	BERGES Carlos	ESP	Finish Altitude:	2420m	
FIS Race Director:	SUNDEKVIST Ola	FIS	Vertical Drop:	205m	
FIS Technical Delegate:	BERGSTROEM Fredrik	FIS	Course Length:	980m	
			Number of Features:	25	
Officials			Forerunners		
FIS Assistant Race Director:					
Chief of Course:	LOPEZ David	ESP			
Course Builder:	LOPEZ David	ESP			
Start Referee:					
Finish Referee:	LOPEZ Laura	ESP			
Course Setter:	BERGSTROEM Fredrik	FIS			
Weather: Sky clear			Snow Temperature: -4°C/24.8°F		Temperature - Start: -6°C/21.2°F
					Temperature - Finish: -6°C/21.2°F

Number of Competitors: 21, Number of Countries: 12

Rank	Bib	Fis Code	Name	CTRY Code	YB	Run 1		Run 2		Best Time	Diff
						Time	Rank	Time	Rank		
1	32	7537602	JEKOVA Alexandra	BUL	1987	51.98	1	52.62	1	51.98	Q
2	33	9195028	MOENNE LOCCOZ Nelly	FRA	1990	53.38	2	53.10	2	53.10	1.12 Q
3	27	9515030	MEILER Simona	SUI	1989	53.51	3	54.12	4	53.51	1.53 Q
4	25	9195073	TRESPEUCH Chloe	FRA	1994	54.26	4	53.88	3	53.88	1.90 Q
5	45	9535108	GULINI Faye	USA	1992	54.29	5	54.70	5	54.29	2.31 Q
6	38	9195074	BERNARD Emma	FRA	1994	54.67	6	57.13	12	54.67	2.69 Q
7	42	9515125	RIEDER Stefanie	SUI	1994	54.76	7	55.81	7	54.76	2.78 Q
8	43	9435019	SMYKALA Zuzanna	POL	1990	55.63	8	55.74	6	55.63	3.65 Q
9	41	9305256	IWADARE Karen	JPN	1993	55.69	9	57.04	11	55.69	3.71 Q
10	34	1159951	CHOUROVA Katerina	CZE	1991	56.01	10	56.43	9	56.01	4.03 Q
11	20	1499953	GARCIA Elena	ESP	1995	56.81	12	56.27	8	56.27	4.29 Q
12	21	1029957	ESTEVEZ Maeva	AND	1995	56.47	11	56.61	10	56.47	4.49 Q
13	31	9305253	TOMIDA Maria	JPN	1994	58.97	13	59.08	13	58.97	6.99 Q
14	30	1439986	ZAJAC Joanna	POL	1990	59.98	14	59.28	14	59.28	7.30 Q
15	26	1229990	OSBORNE Jennifer	GBR	1991	1:02.73	15	1:02.14	15	1:02.14	10.16 Q
16	46	9535199	COX Courtney	USA	1990	1:05.05	16	1:03.70	16	1:03.70	11.72 Q
17	47	9535445	YAMADA Anna	USA	1994	1:06.53	17	1:04.87	17	1:04.87	12.89
18	48	9535446	KANNER Teddy	USA	1994	1:06.71	18	1:05.58	18	1:05.58	13.60
	19	9515106	PLEISCH Deborah	SUI	1993	DNS		DNS			
	39	1389931	BLASKOVIC Paola	CRO	1994	DNS		DNS			
	44	9045034	ARAZNY Amber	AUS	1990	DNS		DNS			

LEGEND

Diff Difference DNS Did Not Start YB Year of birth

Timing and Results provided by 



WINTER
UNIVERSIADE
GRANADA 2015



RESULT BOOK

SNOWBOARDING

Ladies' Halfpipe



Entry List by Event

REVISED
11 FEB 16:23

As of 11 FEB 2015

HP

Number of Competitors: 15, Number of Countries: 8

Country	FIS Code	Name	FIS Points	Rank	Date of Birth
AUS - Australia	9045034	ARAZNY Amber	135.00	46	5 SEP 1990
<i>Total of 1 AUS Competitor</i>					
CHN - People's Republic of China	1129993	ZHAI Yue	43.20	94	18 DEC 1996
	1129970	SUN Juan	150.00	40	16 AUG 1993
	1129975	CAI Xuetong	750.00	2	26 SEP 1993
<i>Total of 3 CHN Competitors</i>					
ESP - Spain	1499921	CASTELLET Queralt	600.00	6	17 JUN 1989
<i>Total of 1 ESP Competitor</i>					
FIN - Finland	9185042	HALONEN Anni	24.00	119	4 MAR 1987
<i>Total of 1 FIN Competitor</i>					
FRA - France	9195071	GRIMAL Clemence	480.00	8	4 MAR 1994
<i>Total of 1 FRA Competitor</i>					
POL - Poland	9435027	RUSIN Katarzyna	53.00	89	21 JAN 1994
	9435049	ZAJAC Marzena	6.48	187	18 JAN 1995
	9435051	KOŁODZIEJ Klementyna	11.40	167	3 FEB 1995
	9435039	MOSKAL Anna	54.50	86	23 MAR 1992
<i>Total of 4 POL Competitors</i>					
SUI - Switzerland	9515153	SOMAINI Carla	78.75	66	13 OCT 1991
	9515144	PETRIG Ramona	84.60	62	4 MAR 1997
	9515142	PETRIG Celia	17.64	143	28 FEB 1995
<i>Total of 3 SUI Competitors</i>					
USA - United States of America	9535108	GULINI Faye	0.11	228	24 MAR 1992
<i>Total of 1 USA Competitor</i>					

Correction to the day of birth of Bib 43, Grimal Clemence, FRA

Timing and Results provided by  TISSOT



Results

REVISED
11 FEB 16:29

HP

Jury			Technical Data		
FIS Technical Delegate:	DVORAKOVA Lenka	CZE	Course Name:	Sierra Nevada Half Pipe	
Head Judge:	MUNZ Stefan	GER	Halfpipe Length:	180.0m	
Chief of Competition:	CERVI Jose	ESP	Width from Wall to Wall:	19.5m	
Officials			Halfpipe Inclination:	18°	
FISU Technical Delegate:	SUNDEKVIST Ola	SWE	Inner Height of Walls:	5.5m	
Chief of Halfpipe:	KIESILÄ Mikko	FIN	Inclination of Vert:	9°	
			Forerunners		
Judge 1:	HEINRICH Oliver	AUT			
Judge 2:	SILEC Ales	SLO			
Judge 3:	IVANOV Ivan	BUL			
Judge 4:	SUCHANOVA Klara	CZE			
Judge 5:	WILLINER Stefan	SUI			
Judge 6:	GRAMSCH Tobias	GER			
Weather: Sunny			Air Temperature: -12°C / 10°F	Snow Temperature: -14°C / 7°F	Wind: 1.6 m/sec (NW)

Number of Competitors: 15, Number of Countries: 8

Rank	Bib	FIS Code	Name	Ctry Code	YB	Run	J1	J2	J3	J4	J5	J6	Score	Best Score	FIS Points
------	-----	----------	------	-----------	----	-----	----	----	----	----	----	----	-------	------------	------------

Results from Final

1	51	1129975	CAI Xuetong	CHN	1993	Run 1	85	80	80	80	85	85	82.50	82.50	240.00
						Run 2	73	76	75	75	75	84	75.25		
2	55	1499921	CASTELLET Queralt	ESP	1989	Run 1	34	30	35	40	45	40	37.25	72.25	192.00
						Run 2	74	70	69	70	80	75	72.25		
3	45	9515153	SOMAINI Carla	SUI	1991	Run 1	50	52	45	50	55	61	51.75	67.75	144.00
						Run 2	60	67	68	67	72	69	67.75		
4	50	1129970	SUN Juan	CHN	1993	Run 1	65	64	60	65	69	70	65.75	65.75	120.00
						Run 2	45	33	33	42	35	45	38.75		
5	52	9515144	PETRIG Ramona	SUI	1997	Run 1	58	58	50	55	63	60	57.75	63.75	108.00
						Run 2	62	61	65	60	67	67	63.75		
6	41	9435027	RUSIN Katarzyna	POL	1994	Run 1	28	24	30	25	32	30	28.25	55.00	96.00
						Run 2	55	57	48	58	50	59	55.00		

Results from Qualification

7	53	1129993	ZHAI Yue	CHN	1996	Run 1	37	24	25	28	26	33	28.00	60.75	86.40
						Run 2	73	57	58	60	62	63	60.75		
8	47	9515142	PETRIG Celia	SUI	1995	Run 1	60	42	45	57	51	55	52.00	53.50	76.80
						Run 2	58	43	47	56	53	58	53.50		
9	44	9435051	KOŁODZIEJ Klementyna	POL	1995	Run 1	55	44	50	50	42	45	47.25	47.25	69.60
						Run 2	48	39	34	42	38	43	40.50		



Results

REVISED
11 FEB 16:29

HP

Number of Competitors: 15, Number of Countries: 8

Rank	Bib	FIS Code	Name	Ctry Code	YB	Run	J1	J2	J3	J4	J5	J6	Score	Best Score	FIS Points
10	54	9185042	HALONEN Anni	FIN	1987	Run 1	24	46	22	20	33	31	24.25	46.00	62.40
						Run 2	53	33	41	53	40	50	46.00		
11	46	9435039	MOSKAL Anna	POL	1992	Run 1	50	38	35	40	37	47	40.50	40.50	57.60
						Run 2	38	29	20	33	33	38	33.25		
12	42	9435049	ZAJAC Marzena	POL	1995	Run 1	30	32	30	25	24	30	28.75	34.25	52.80
						Run 2	44	37	32	34	36	32	34.25		
13	49	9045034	ARAZNY Amber	AUS	1990	Run 1	33	20	33	30	49	40	29.00	30.75	
						Run 2	36	25	36	26	23	39	30.75		
	43	9195071	GRIMAL Clemence	FRA	1994	Run 1							DNS		
						Run 2							DNS		
	48	9535108	GULINI Faye	USA	1992	Run 1							DNS		
						Run 2							DNS		

Technical Delegate

DVORAKOVA Lenka (CZE)

Chief of Scoring

SCHOBER Marc (AUT)

LEGEND

Ctry	Country	DNS	Did Not Start	J	Judge	NW	North-West
Tie	Tie-break points	YB	Year of Birth				

Correction to the year of birth of Bib 43, Grimal Clemence, FRA



Medallists

Medal	Name	Country
GOLD	CAI Xuetong	CHN - People's Republic of China
SILVER	CASTELLET Queralt	ESP - Spain
BRONZE	SOMAINI Carla	SUI - Switzerland



Start List

REVISED
7 FEB 12:00

HP

Jury			Technical Data		
FIS Technical Delegate:	DVORAKOVA Lenka	CZE	Course Name:	Sierra Nevada Half Pipe	
Head Judge:	MUNZ Stefan	GER	Halfpipe Length:	180.0m	
Chief of Competition:	CERVI Jose	ESP	Width from Wall to Wall:	19.5m	
Officials			Halfpipe Inclination:	18°	
FISU Technical Delegate:	SUNDEKVIST Ola	SWE	Inner Height of Walls:	5.5m	
Chief of Halfpipe:	KIESILÄ Mikko	FIN	Inclination of Vert:	9°	
			Forerunners		
Judge 1:	HEINRICH Oliver	AUT			
Judge 2:	SILEC Ales	SLO			
Judge 3:	IVANOV Ivan	BUL			
Judge 4:	SUCHANOVA Klara	CZE			
Judge 5:	WILLINER Stefan	SUI			
Judge 6:	GRAMSCH Tobias	GER			

Number of Competitors: 6, Number of Countries: 4

Start Order	Bib	FIS Code	Name	Ctry Code	YB	Run	J1	J2	J3	J4	J5	J6	Score	Best Score	Tie
1	55	1499921	CASTELLET Queralt	ESP	1989	Run 1 Run 2									
2	50	1129970	SUN Juan	CHN	1993	Run 1 Run 2									
3	52	9515144	PETRIG Ramona	SUI	1997	Run 1 Run 2									
4	45	9515153	SOMAINI Carla	SUI	1991	Run 1 Run 2									
5	41	9435027	RUSIN Katarzyna	POL	1994	Run 1 Run 2									
6	51	1129975	CAI Xuetong	CHN	1993	Run 1 Run 2									

LEGEND	Ctry	Country	J	Judge	Tie	Tie-break points	YB	Year of Birth
--------	------	---------	---	-------	-----	------------------	----	---------------

Correction to the name of the TD



Results

HP

Jury			Technical Data				
FIS Technical Delegate:	DVORAKOVA Lenka	CZE	Course Name:	Sierra Nevada Half Pipe			
Head Judge:	MUNZ Stefan	GER	Halfpipe Length:	180.0m			
Chief of Competition:	CERVI Jose	ESP	Width from Wall to Wall:	19.5m			
Officials			Halfpipe Inclination:	18°			
FISU Technical Delegate:	SUNDEKVIST Ola	SWE	Inner Height of Walls:	5.5m			
Chief of Halfpipe:	KIESILÄ Mikko	FIN	Inclination of Vert:	9°			
			Forerunners				
Judge 1:	HEINRICH Oliver	AUT					
Judge 2:	SILEC Ales	SLO					
Judge 3:	IVANOV Ivan	BUL					
Judge 4:	SUCHANOVA Klara	CZE					
Judge 5:	WILLINER Stefan	SUI					
Judge 6:	GRAMSCH Tobias	GER					
Weather: Sunny			Air Temperature: -12°C / 10°F		Snow Temperature: -14°C / 7°F		Wind: 1.6 m/sec (NW)

Number of Competitors: 6, Number of Countries: 4

Rank	Bib	FIS Code	Name	Ctry Code	YB	Run	J1	J2	J3	J4	J5	J6	Score	Best Score	Tie
1	51	1129975	CAI Xuetong	CHN	1993	Run 1	85	80	80	80	85	85	82.50	82.50	
						Run 2	73	76	75	75	75	84	75.25		
2	55	1499921	CASTELLET Queralt	ESP	1989	Run 1	34	30	35	40	45	40	37.25	72.25	
						Run 2	74	70	69	70	80	75	72.25		
3	45	9515153	SOMAINI Carla	SUI	1991	Run 1	50	52	45	50	55	64	51.75	67.75	
						Run 2	60	67	68	67	72	69	67.75		
4	50	1129970	SUN Juan	CHN	1993	Run 1	65	64	60	65	69	70	65.75	65.75	
						Run 2	45	33	33	42	35	45	38.75		
5	52	9515144	PETRIG Ramona	SUI	1997	Run 1	58	58	50	55	63	60	57.75	63.75	
						Run 2	62	61	65	60	67	67	63.75		
6	41	9435027	RUSIN Katarzyna	POL	1994	Run 1	28	24	30	25	32	30	28.25	55.00	
						Run 2	55	57	48	58	50	59	55.00		

Technical Delegate
DVORAKOVA Lenka (CZE)

Chief of Scoring
SCHOBER Marc (AUT)

LEGEND							
Ctry	Country	J	Judge	NW	North-West	Tie	Tie-break points
YB	Year of Birth						



Start List

REVISED
11 FEB 16:25

HP

Jury			Technical Data	
FIS Technical Delegate:	DVORAKOVA Lenka	CZE	Course Name:	Sierra Nevada Half Pipe
Head Judge:	MUNZ Stefan	GER	Halfpipe Length:	180.0m
Chief of Competition:	CERVI Jose	ESP	Width from Wall to Wall:	19.5m
Officials			Halfpipe Inclination:	18°
FISU Technical Delegate:	SUNDEKVIST Ola	SWE	Inner Height of Walls:	5.5m
Chief of Halfpipe:	KIESILÄ Mikko	FIN	Inclination of Vert:	9°
			Forerunners	
Judge 1:	HEINRICH Oliver	AUT		
Judge 2:	SILEC Ales	SLO		
Judge 3:	IVANOV Ivan	BUL		
Judge 4:	SUCHANOVA Klara	CZE		
Judge 5:	WILLINER Stefan	SUI		
Judge 6:	GRAMSCH Tobias	GER		

Number of Competitors: 15, Number of Countries: 8

Start Order	Bib	FIS Code	Name	Ctry Code	YB	Run	J1	J2	J3	J4	J5	J6	Score	Best Score	Tie
1	41	9435027	RUSIN Katarzyna	POL	1994	Run 1									
						Run 2									
2	42	9435049	ZAJAC Marzena	POL	1995	Run 1									
						Run 2									
3	43	9195071	GRIMAL Clemence	FRA	1994	Run 1									
						Run 2									
4	44	9435051	KOŁODZIEJ Klementyna	POL	1995	Run 1									
						Run 2									
5	45	9515153	SOMAINI Carla	SUI	1991	Run 1									
						Run 2									
6	46	9435039	MOSKAL Anna	POL	1992	Run 1									
						Run 2									
7	47	9515142	PETRIG Celia	SUI	1995	Run 1									
						Run 2									
8	48	9535108	GULINI Faye	USA	1992	Run 1									
						Run 2									
9	49	9045034	ARAZNY Amber	AUS	1990	Run 1									
						Run 2									
10	50	1129970	SUN Juan	CHN	1993	Run 1									
						Run 2									
11	51	1129975	CAI Xuetong	CHN	1993	Run 1									
						Run 2									
12	52	9515144	PETRIG Ramona	SUI	1997	Run 1									
						Run 2									
13	53	1129993	ZHAI Yue	CHN	1996	Run 1									
						Run 2									



Start List

REVISED
11 FEB 16:25

HP

Number of Competitors: 15, Number of Countries: 8

Start Order	Bib	FIS Code	Name	Ctry Code	YB	Run	J1	J2	J3	J4	J5	J6	Score	Best Score	Tie
14	54	9185042	HALONEN Anni	FIN	1987	Run 1									
						Run 2									
15	55	1499921	CASTELLET Queralt	ESP	1989	Run 1									
						Run 2									

LEGEND	Ctry	Country	J	Judge	Tie	Tie-break points	YB	Year of Birth
--------	------	---------	---	-------	-----	------------------	----	---------------

Correction to the year of birth of Bib 43, Grimal Clemence, FRA



Results

REVISED
11 FEB 16:28

HP

Jury			Technical Data		
FIS Technical Delegate:	DVORAKOVA Lenka	CZE	Course Name:	Sierra Nevada Half Pipe	
Head Judge:	MUNZ Stefan	GER	Halfpipe Length:	180.0m	
Chief of Competition:	CERVI Jose	ESP	Width from Wall to Wall:	19.5m	
Officials			Halfpipe Inclination:	18°	
FISU Technical Delegate:	SUNDEKVIST Ola	SWE	Inner Height of Walls:	5.5m	
Chief of Halfpipe:	KIESILÄ Mikko	FIN	Inclination of Vert:	9°	
			Forerunners		
Judge 1:	HEINRICH Oliver	AUT			
Judge 2:	SILEC Ales	SLO			
Judge 3:	IVANOV Ivan	BUL			
Judge 4:	SUCHANOVA Klara	CZE			
Judge 5:	WILLINER Stefan	SUI			
Judge 6:	GRAMSCH Tobias	GER			
Weather: Sunny			Air Temperature: -12°C / 10°F		Snow Temperature: -14°C / 7°F
					Wind: 1.6 m/sec (NW)

Number of Competitors: 15, Number of Countries: 8

Rank	Bib	FIS Code	Name	Ctry Code	YB	Run	J1	J2	J3	J4	J5	J6	Score	Best Score	Tie
------	-----	----------	------	-----------	----	-----	----	----	----	----	----	----	-------	------------	-----

Qualified to Final

1	51	1129975	CAI Xuetong	CHN	1993	Run 1	88	84	88	85	85	80	85.50	88.25	
						Run 2	90	83	85	89	89	90	88.25		
2	41	9435027	RUSIN Katarzyna	POL	1994	Run 1	82	78	80	75	79	75	78.00	78.00	
						Run 2	34	35	38	32	35	37	35.25		
3	45	9515153	SOMAINI Carla	SUI	1991	Run 1	75	70	70	70	77	85	73.00	74.50	
						Run 2	74	76	73	72	80	77	74.50		
4	52	9515144	PETRIG Ramona	SUI	1997	Run 1	68	74	69	73	71	70	70.75	70.75	
						Run 2	70	69	67	71	73	71	70.25		
5	50	1129970	SUN Juan	CHN	1993	Run 1	26	28	40	27	29	35	29.75	67.50	
						Run 2	65	65	66	80	74	65	67.50		
6	55	1499921	CASTELLET Queralt	ESP	1989	Run 1	11	12	40	10	46	15	12.00	64.50	
						Run 2	72	61	59	65	64	68	64.50		

Not Qualified

7	53	1129993	ZHAI Yue	CHN	1996	Run 1	37	24	25	28	26	33	28.00	60.75	
						Run 2	73	57	58	60	62	63	60.75		
8	47	9515142	PETRIG Celia	SUI	1995	Run 1	60	42	45	57	51	55	52.00	53.50	
						Run 2	58	43	47	56	53	58	53.50		
9	44	9435051	KOŁODZIEJ Klementyna	POL	1995	Run 1	55	44	50	50	42	45	47.25	47.25	
						Run 2	48	39	34	42	38	43	40.50		



Results

REVISED
11 FEB 16:28

HP

Number of Competitors: 15, Number of Countries: 8

Rank	Bib	FIS Code	Name	Ctry Code	YB	Run	J1	J2	J3	J4	J5	J6	Score	Best Score	Tie
10	54	9185042	HALONEN Anni	FIN	1987	Run 1	24	46	22	20	33	31	24.25	46.00	
						Run 2	53	33	41	53	40	50	46.00		
11	46	9435039	MOSKAL Anna	POL	1992	Run 1	50	38	35	40	37	47	40.50	40.50	
						Run 2	38	29	20	33	33	38	33.25		
12	42	9435049	ZAJAC Marzena	POL	1995	Run 1	30	32	30	25	24	30	28.75	34.25	
						Run 2	44	37	32	34	36	32	34.25		
13	49	9045034	ARAZNY Amber	AUS	1990	Run 1	33	20	33	30	49	40	29.00	30.75	
						Run 2	36	25	36	26	23	39	30.75		
	43	9195071	GRIMAL Clemence	FRA	1994	Run 1							DNS		
						Run 2							DNS		
	48	9535108	GULINI Faye	USA	1992	Run 1							DNS		
						Run 2							DNS		

Technical Delegate

DVORAKOVA Lenka (CZE)

Chief of Scoring

SCHOBER Marc (AUT)

LEGEND

Ctry Country DNS Did Not Start J Judge NW North-West
Tie Tie-break points YB Year of Birth

Correction to the year of birth of Bib 43, Grimal Clemence, FRA



WINTER
UNIVERSIADE
GRANADA 2015



RESULT BOOK

SNOWBOARDING

Ladies' Parallel Giant Slalom



Entry List By Event

As of 9 FEB 2015

Number of Competitors: 31, Number of Countries: 15

Ctry	Fis Code	Name	FIS Points	Rank	Date of Birth
AUS - Australia	9045049	RICHARDSON Chrissy	54.00	118	16 JAN 1994
<i>Total of 1 AUS competitor</i>					
AUT - Austria	1746485	DUJMOVITS Julia	900.00	2	12 JUN 1987
	9055042	MESCHIK Pia Maria	0.00	999	1 JAN 1993
	9055032	SCHOEFFMANN Sabine	645.00	9	28 JUL 1992
<i>Total of 3 AUT competitors</i>					
CAN - Canada	9105144	FARRELL Megan	200.00	44	26 FEB 1992
<i>Total of 1 CAN competitor</i>					
FRA - France	9195090	AURANGE Emilie	245.25	40	20 JUL 1994
<i>Total of 1 FRA competitor</i>					
GER - Germany	9205004	JOERG Selina	525.00	10	24 JAN 1988
<i>Total of 1 GER competitor</i>					
ITA - Italy	9295091	GASPARI Giulia	109.80	77	8 SEP 1995
	9295071	OCHNER Nadya	475.00	13	14 MAR 1993
<i>Total of 2 ITA competitors</i>					
KAZ - Kazakhstan	1679950	SLOBODKINA Dariya	5.18	199	26 AUG 1994
	1679949	TUPIK Xeniya	34.70	143	4 SEP 1992
<i>Total of 2 KAZ competitors</i>					
KOR - Republic of Korea	9325029	KIM A-Reum	88.00	91	18 FEB 1997
	9325002	LEE Ji-Hye	97.00	82	28 MAR 1992
	1329978	SHIN Da-Hae	160.00	51	13 NOV 1988
<i>Total of 3 KOR competitors</i>					
NED - Netherlands	9405020	HEIJT Yvette	109.80	77	28 APR 1995
<i>Total of 1 NED competitor</i>					
POL - Poland	9435030	BIELA Weronika	340.00	24	15 SEP 1991
	9435020	FICEK Natalia	72.00	100	12 OCT 1992
	9435005	KROL Aleksandra	280.00	31	20 NOV 1990
	1439979	SZTOKFISZ Karolina	210.00	43	15 FEB 1989
<i>Total of 4 POL competitors</i>					
RUS - Russian Federation	9485028	GROZNOVA Darya	128.80	62	13 SEP 1990
	1489969	KOLEGOVA Vera	96.00	83	10 NOV 1990
	9485056	LATYNTSEVA Darja	15.08	173	21 MAR 1992
	9485126	SURAEVA Regina	28.51	155	9 JUL 1994
<i>Total of 4 RUS competitors</i>					
SLO - Slovenia	1569965	POLANEC Iva	88.20	89	1 APR 1992
<i>Total of 1 SLO competitor</i>					

Timing and Results provided by  TISSOT



Entry List By Event

As of 9 FEB 2015

Ctry	Fis Code	Name	FIS Points	Rank	Date of Birth
SUI - Switzerland	9515104	BAUMGARTNER Nicole	353.00	22	20 FEB 1993
	9515126	KEISER Jessica	144.00	58	4 FEB 1994
	7519960	KUMMER Patrizia	1000.00	1	16 OCT 1987
	9515066	MUELLER Stefanie	290.00	30	5 JUN 1992
<i>Total of 4 SUI competitors</i>					
TUR - Turkey	9525008	GENESKE Elif Kubra	49.05	123	14 MAR 1994
	1529997	LIMON Elif Ece	18.00	169	11 JUL 1992
<i>Total of 2 TUR competitors</i>					
USA - United States of America	9535445	YAMADA Anna	0.00	999	29 DEC 1994
<i>Total of 1 USA competitor</i>					



Results


Jury			Technical Data		
FISU Technical Delegate:	SUNDEKVIST Ola	FIS	Course Name:	PGS Women	
FIS Technical Delegate:	BERGSTROEM Fredrik	FIS	Start Altitude:	m	
FIS Race Director/Referee:	SUNDEKVIST Ola	SWE	Finish Altitude:	m	
Start Referee:	VARELA Claudia	ESP	Vertical Drop:	m	
Finish Referee:	CUETO Fernando	ESP	Course Length:	401m	
			Homologation Number:		
			Number of Gates:	15	
Officials			Forerunners		
FIS Assistant Race Director:			F1 -		
Chief of Parallel Giant Slalom:			F2 -		
Course Setter:	PAT	CAN	F3 -		
Video Controller:	PVORAKOVA Lenka	CZE	F4 -		
Weather: Light snow			Snow Temperature: -2°C/28.4°F		
			Temperature - Start: -1°C/30.2°F		
			Temperature - Finish: 0°C/32°F		

Number of Competitors: 31, Number of Countries: 15

Rank	Bib	FIS Code	Name	Ctry Code	YB	Qualification Time	Race Points
BIG FINAL							
1	9	7519960	KUMMER Patrizia	SUI	1987		500.00
2	11	9205004	JOERG Selina	GER	1988		400.00
SMALL FINAL							
3	13	9295071	OCHNER Nadya	ITA	1993		300.00
4	6	9485028	GROZNOVA Darya	RUS	1990		250.00
QUARTERFINALS							
5	14	9515104	BAUMGARTNER N.	SUI	1993	58.98	225.00
6	7	9435030	BIELA Weronika	POL	1991	59.16	200.00
7	3	9435005	KROL Aleksandra	POL	1990	59.29	180.00
8	2	1439979	SZTOKFISZ Karolina	POL	1989	59.76	160.00
1/8 FINALS							
9	5	9515066	MUELLER Stefanie	SUI	1992	59.27	145.00
10	16	1329978	SHIN Da-Hae	KOR	1988	59.31	130.00
11	8	9195090	AURANGE Emilie	FRA	1994	59.90	120.00
12	28	9485056	LATYNTSEVA Darja	RUS	1992	1:00.03	110.00
13	18	9325002	LEE Ji-Hye	KOR	1992	1:00.46	100.00
14	26	9485126	SURAEVA Regina	RUS	1994	1:00.63	90.00
15	1	9055032	SCHOFFMANN S.	AUT	1992	1:01.62	80.00
16	12	9515126	KEISER Jessica	SUI	1994	1:01.77	75.00
RESULTS FROM QUALIFICATION							
17	4	9405020	HEIJT Yvette	NED	1995	1:02.54	70.00
18	20	1569965	POLANEC Iva	SLO	1992	1:02.83	65.00
19	22	9435020	FICEK Natalia	POL	1992	1:04.49	60.00
20	30	9055042	MESCHIK Pia Maria	AUT	1993	1:05.82	55.00
21	15	9105144	FARRELL Megan	CAN	1992	1:05.85	50.00
22	21	9325029	KIM A-Reum	KOR	1997	1:06.85	45.00
23	29	1679950	SLOBODKINA Dariya	KAZ	1994	1:11.29	40.00
24	24	9525008	GENESKE Elif Kubra	TUR	1994	1:11.97	35.00
25	27	1529997	LIMON Elif Ece	TUR	1992	1:12.87	30.00
26	19	1489969	KOLEGOVA Vera	RUS	1990	1:17.25	25.00
27	31	9535445	YAMADA Anna	USA	1994	1:19.84	22.50
28	17	9295091	GASPARI Giulia	ITA	1995	30.56	
29	23	9045049	RICHARDSON Chrisy	AUS	1994	33.58	
	10	1746485	DUJMOVITS Julia	AUT	1987	DSQ	
	25	1679949	TUPIK Xeniya	KAZ	1992	DNS	

LEGEND

DNS Did Not Start **DSQ** Disqualified **YB** Year of birth

Timing and Results provided by  **TISSOT**



Brackets

1/8 Finals	Quarterfinals	Semifinals	Finals
------------	---------------	------------	--------

Q Bib	Heat 1 (1/16)	Run 1	Run 2
4	14 BAUMGARTNER N. SUI		W
13	18 LEE Ji-Hye KOR	+1.12	+3.87

Q Bib	Heat 2 (2/16)	Run 1	Run 2
5	13 OCHNER Nadya ITA	+0.09	W
12	28 LATYNTSEVA Darja RUS		+0.59

Q Bib	Heat 3 (3/16)	Run 1	Run 2
8	3 KROL Aleksandra POL	+0.09	W
9	16 SHIN Da-Hae KOR		+0.02

Q Bib	Heat 4 (4/16)	Run 1	Run 2
1	9 KUMMER Patrizia SUI		W
16	12 KEISER Jessica SUI	+1.12	+3.15

Q Bib	Heat 5 (5/16)	Run 1	Run 2
2	11 JOERG Selina GER		W
15	1 SCHOEFFMANN S. AUT	+0.02	+0.64

Q Bib	Heat 6 (6/16)	Run 1	Run 2
10	2 SZTOKFISZ Karolina POL		W
7	5 MUELLER Stefanie SUI	+0.13	+0.08

Q Bib	Heat 7 (7/16)	Run 1	Run 2
6	7 BIELA Weronika POL	+0.25	W
11	8 AURANGE Emilie FRA		+0.09

Q Bib	Heat 8 (8/16)	Run 1	Run 2
3	6 GROZNOVA Darya RUS		W
14	26 SURAEVA Regina RUS	+1.12	+0.83

Bib	QF 1 (9/16)	Run 1	Run 2
13	OCHNER Nadya ITA		W
14	BAUMGARTNER N. SUI	+0.56	+0.21

Bib	QF 2 (10/16)	Run 1	Run 2
9	KUMMER Patrizia SUI		W
3	KROL Aleksandra POL	+0.10	+0.78

Bib	QF 3 (11/16)	Run 1	Run 2
11	JOERG Selina GER		W
2	SZTOKFISZ Karolina POL	+0.44	+0.52

Bib	QF 4 (12/16)	Run 1	Run 2
6	GROZNOVA Darya RUS		W
7	BIELA Weronika POL	+0.39	+0.15

Bib	Semifinal 1 (13/16)	Run 1	Run 2
9	KUMMER Patrizia SUI		W
13	OCHNER Nadya ITA	+0.03	+5.04

Bib	Semifinal 2 (14/16)	Run 1	Run 2
11	JOERG Selina GER	+0.13	W
6	GROZNOVA Darya RUS		+0.42

Bib	Small Final (15/16)	Run 1	Run 2
13	OCHNER Nadya ITA	+1.12	W
6	GROZNOVA Darya RUS		+0.03

Bib	Big Final (16/16)	Run 1	Run 2
9	KUMMER Patrizia SUI		W
11	JOERG Selina GER	+0.19	+0.18

Final Ranking

Gold	KUMMER Patrizia	SUI
Silver	JOERG Selina	GER
Bronze	OCHNER Nadya	ITA
	4 GROZNOVA Darya	RUS
	5 BAUMGARTNER N.	SUI
	6 BIELA Weronika	POL
	7 KROL Aleksandra	POL
	8 SZTOKFISZ Karolina	POL

Penalty Time: 1.12 seconds

NOTE

If a competitor has a DNS, DNF or DSQ in run 1, the penalty time will apply

LEGEND

Q Rank from qualification **QF** Quarterfinal **SF** Semifinal **W** Winner

Timing and Results provided by 



Medallists

Medal	Name	Ctry
GOLD	KUMMER Patrizia	SUI
SILVER	JOERG Selina	GER
BRONZE	OCHNER Nadya	ITA



Results

Jury			Technical Data		
FISU Technical Delegate:	SUNDEKVIST Ola	FIS	Course Name:	PGS Women	
FIS Technical Delegate:	BERGSTROEM Fredrik	FIS	Start Altitude:	m	
FIS Race Director/Referee:	SUNDEKVIST Ola	SWE	Finish Altitude:	m	
Start Referee:	VARELA Claudia	ESP	Vertical Drop:	m	
Finish Referee:	CUETO Fernando	ESP	Course Length:	401m	
			Homologation Number:		
			Number of Gates:	15	
Officials			Forerunners		
FIS Assistant Race Director:			F1 -		
Chief of Parallel Giant Slalom:			F2 -		
Course Setter:	PAT	CAN	F3 -		
Video Controller:	PVORAKOVA Lenka	CZE	F4 -		

Number of Competitors: 31, Number of Countries: 15

Rank	Bib	FIS Code	Name	Ctry Code	YB	BLUE COURSE		RED COURSE		Total Time
						Time	Rk	Time	Rk	
1	9	7519960	KUMMER Patrizia	SUI	1987	30.38	15	28.00	1	58.38 Q
2	11	9205004	JOERG Selina	GER	1988	30.14	10	28.25	2	58.39 Q
3	6	9485028	GROZNOVA Darya	RUS	1990	28.84	1	29.59	8	58.43 Q
4	14	9515104	BAUMGARTNER N.	SUI	1993	28.87	2	30.11	9	58.98 Q
5	13	9295071	OCHNER Nadya	ITA	1993	30.28	12	28.80	4	59.08 Q
6	7	9435030	BIELA Weronika	POL	1991	30.22	11	28.94	5	59.16 Q
7	5	9515066	MUELLER Stefanie	SUI	1992	30.59	16	28.68	3	59.27 Q
8	3	9435005	KROL Aleksandra	POL	1990	30.28	12	29.01	6	59.29 Q
9	16	1329978	SHIN Da-Hae	KOR	1988	28.98	3	30.33	10	59.31 Q
10	2	1439979	SZTOKFISZ Karolina	POL	1989	29.33	4	30.43	11	59.76 Q
11	8	9195090	AURANGE Emilie	FRA	1994	29.44	6	30.46	12	59.90 Q
12	28	9485056	LATYNTSEVA Darja	RUS	1992	29.40	5	30.63	15	1:00.03 Q
13	18	9325002	LEE Ji-Hye	KOR	1992	29.84	9	30.62	14	1:00.46 Q
14	26	9485126	SURAEVA Regina	RUS	1994	29.59	7	31.04	16	1:00.63 Q
15	1	9055032	SCHOFFMANN S.	AUT	1992	29.59	7	32.03	20	1:01.62 Q
16	12	9515126	KEISER Jessica	SUI	1994	30.34	14	31.43	19	1:01.77 Q
17	4	9405020	HEIJT Yvette	NED	1995	31.30	19	31.24	17	1:02.54
18	20	1569965	POLANEC Iva	SLO	1992	30.69	17	32.14	21	1:02.83
19	22	9435020	FICEK Natalia	POL	1992	31.81	20	32.68	22	1:04.49
20	30	9055042	MESCHIK Pia Maria	AUT	1993	32.99	21	32.83	23	1:05.82
21	15	9105144	FARRELL Megan	CAN	1992	31.11	18	34.74	26	1:05.85
22	21	9325029	KIM A-Reum	KOR	1997	35.56	22	31.29	18	1:06.85
23	29	1679950	SLOBODKINA Dariya	KAZ	1994	38.12	26	33.17	24	1:11.29
24	24	9525008	GENESKE Elif Kubra	TUR	1994	36.98	24	34.99	27	1:11.97
25	27	1529997	LIMON Elif Ece	TUR	1992	37.76	25	35.11	28	1:12.87
26	19	1489969	KOLEGOVA Vera	RUS	1990	48.18	27	29.07	7	1:17.25
27	31	9535445	YAMADA Anna	USA	1994	36.91	23	42.93	29	1:19.84
28	17	9295091	GASPARI Giulia	ITA	1995	DSQ		30.56	13	
29	23	9045049	RICHARDSON Chrisy	AUS	1994	DSQ		33.58	25	
	10	1746485	DUJMOVITS Julia	AUT	1987	DSQ				DSQ
	25	1679949	TUPIK Xeniya	KAZ	1992			DNS		DNS


LEGEND

DNS Did Not Start
YB Year of birth

DSQ Disqualified

Q Qualified

Rk Rank

Timing and Results provided by  TISSOT



WINTER
UNIVERSIADE
GRANADA 2015



RESULT BOOK

SNOWBOARDING

Ladies' Slopestyle



Entry List By Event

As of 13 FEB 2015

Number of Competitors: 15, Number of Countries: 9

Ctry	Fis Code	Name	FIS Points	Rank	Date of Birth
AUS - Australia	9045034	ARAZNY Amber	0.02	252	5 SEP 1990
	9045015	DAVIS-MEEHAN Michaela	145.00	54	5 JAN 1992
	9045044	TURNBULL Biba	70.00	84	14 NOV 1994
<i>Total of 3 AUS competitors</i>					
CRO - Croatia	1389931	BLASKOVIC Paola	225.00	29	12 AUG 1994
	1389930	JUGOVAC Lea	198.00	38	7 NOV 1994
<i>Total of 2 CRO competitors</i>					
FIN - Finland	9185042	HALONEN Anni	0.00	999	4 MAR 1987
<i>Total of 1 FIN competitor</i>					
FRA - France	9195072	HAERTY Marion	160.00	44	22 JAN 1992
<i>Total of 1 FRA competitor</i>					
ITA - Italy	9295091	GASPARI Giulia	0.00	999	8 SEP 1995
<i>Total of 1 ITA competitor</i>					
POL - Poland	1439984	RUSIN Agnieszka	0.00	999	4 FEB 1988
<i>Total of 1 POL competitor</i>					
RUS - Russian Federation	9485164	KOSOVA Ekaterina	109.50	67	25 APR 1996
<i>Total of 1 RUS competitor</i>					
SUI - Switzerland	9515142	PETRIG Celia	216.00	32	28 FEB 1995
	9515144	PETRIG Ramona	79.20	82	4 MAR 1997
	9515153	SOMAINI Carla	171.00	43	13 OCT 1991
<i>Total of 3 SUI competitors</i>					
USA - United States of America	9535199	COX Courtney	0.00	999	12 FEB 1990
	9535108	GULINI Faye	1.25	218	24 MAR 1992
<i>Total of 2 USA competitors</i>					



Medallists

Medal	Name	Ctry
GOLD	PETRIG Celia	SUI
SILVER	COX Courtney	USA
BRONZE	HAERTY Marion	FRA




Start List

Jury			Technical Data		
FISU Technical Delegate:	SUNDEKVIST Ola	SWE	Course Name:	Slopestyle Men	
Chief of Competition:	RINCON Francisco	ESP	Start Altitude:	2582m	
Head Judge:	MUNZ Stefan	GER	Finish Altitude:	2420m	
Technical Delegate:	DVORAKOVA Lenka	CZE	Vertical Drop:	162m	
Officials			Course Length:	710m	
Chief of Course:	CASTRO Ricardo	ESP	Number of Jump Features:	3	
FIS Race Director:	SUNDEKVIST Ola	FIS	Number of Jibbing Features:	3	
Assistant FIS TD:	BERGSTROEM Fredrik	SWE	Forerunners		
Judge 1:	HEINRICH Oliver	ESP	F1 -		
Judge 2:	SILEC Ales	SLO	F2 -		
Judge 3:	IVANOV Ivan	BUL	F3 -		
Judge 4:	WILLINER Stefan	SUI	F4 -		
Judge 5:	SUCHANOVA Klara	CZE			
Judge 6:	GRAMSCH Tobias	GER			

Number of Competitors: 15, Number of Countries: 9

Start Order	Bib	FIS Code	Name	Ctry Code	YB	Run	J1	J2	J3	J4	J5	J6	Score	Best Score	Tie	Race Points
1	1	9515153	SOMAINI Carla	SUI	1991	Run 1										
						Run 2										
2	2	9535199	COX Courtney	USA	1990	Run 1										
						Run 2										
3	3	1439984	RUSIN Agnieszka	POL	1988	Run 1										
						Run 2										
4	4	9515142	PETRIG Celia	SUI	G 1995	Run 1										
						Run 2										
5	5	9045044	TURNBULL Biba	AUS	1994	Run 1										
						Run 2										
6	6	9515144	PETRIG Ramona	SUI	G 1997	Run 1										
						Run 2										
7	7	9485164	KOSOVA Ekaterina	RUS	1996	Run 1										
						Run 2										
8	8	1389930	JUGOVAC Lea	CRO	1994	Run 1										
						Run 2										
9	9	1389931	BLASKOVIC Paola	CRO	1994	Run 1										
						Run 2										
10	10	9185042	HALONEN Anni	FIN	R 1987	Run 1										
						Run 2										
11	11	9045015	DAVIS-MEEHAN Michaela	AUS	1992	Run 1										
						Run 2										
12	12	9195072	HAERTY Marion	FRA	G 1992	Run 1										
						Run 2										
13	13	9045034	ARAZNY Amber	AUS	G 1990	Run 1										
						Run 2										
14	14	9295091	GASPARI Giulia	ITA	1995	Run 1										
						Run 2										

LEGEND							
G	Goofy	J	Judge	R	Regular	YB	Year of birth

Timing and Results provided by  TISSOT



Start List

Start Order	Bib	FIS Code	Name	Ctry Code	YB	Run	J1	J2	J3	J4	J5	J6	Score	Best Score	Tie	Race Points
15	15	9535108	GULINI Faye	USA	1992	Run 1 Run 2										



Results


Jury			Technical Data		
FISU Technical Delegate:	SUNDEKVIST Ola	SWE	Course Name:	Slopestyle Men	
Chief of Competition:	RINCON Francisco	ESP	Start Altitude:	2582m	
Head Judge:	MUNZ Stefan	GER	Finish Altitude:	2420m	
Technical Delegate:	DVORAKOVA Lenka	CZE	Vertical Drop:	162m	
Officials			Course Length:	710m	
Chief of Course:	CASTRO Ricardo	ESP	Number of Jump Features:	3	
FIS Race Director:	SUNDEKVIST Ola	FIS	Number of Jibbing Features:	3	
Assistant FIS TD:	BERGSTROEM Fredrik	SWE	Forerunners		
Judge 1:	HEINRICH Oliver	AUT	F1 -		
Judge 2:	SILEC Ales	SLO	F2 -		
Judge 3:	IVANOV Ivan	BUL	F3 -		
Judge 4:	WILLINER Stefan	SUI	F4 -		
Judge 5:	SUCHANOVA Klara	CZE			
Judge 6:	GRAMSCH Tobias	GER			

Number of Competitors: 15, Number of Countries: 9

Rank	Bib	FIS Code	Name	Ctry Code	YB	Run	J1	J2	J3	J4	J5	J6	Score	Best Score	Tie	Race Points
------	-----	----------	------	-----------	----	-----	----	----	----	----	----	----	-------	------------	-----	-------------

RESULTS FROM FINAL

1	4	9515142	PETRIG Celia	SUI	G	1995	Run 1	55	50	52	60	55	60	55.50	90.25		180.00
							Run 2	90	92	89	91	90	90	90.25			
2	2	9535199	COX Courtney	USA		1990	Run 1	85	82	79	78	80	80	80.25	80.25		144.00
							Run 2	42	47	42	36	40	36	40.00			
3	12	9195072	HAERTY Marion	FRA	G	1992	Run 1	74	76	85	88	75	75	77.75	77.75		108.00
							Run 2	43	53	66	62	57	54	56.50			
4	11	9045015	DAVIS-MEEHAN Michaela	AUS		1992	Run 1	28	28	39	43	33	40	35.00	68.25		90.00
							Run 2	60	69	70	72	70	64	68.25			
5	6	9515144	PETRIG Ramona	SUI	G	1997	Run 1	65	66	65	69	63	65	65.25	65.25		81.00
							Run 2	40	51	41	50	42	47	45.00			
6	15	9535108	GULINI Faye	USA		1992	Run 1	42	34	47	27	33	42	37.75	63.50		72.00
							Run 2	55	57	67	65	65	70	63.50			
7	1	9515153	SOMAINI Carla	SUI		1991	Run 1	35	30	30	25	30	35	31.25	58.75		64.80
							Run 2	58	52	55	62	60	63	58.75			
8	13	9045034	ARAZNY Amber	AUS	G	1990	Run 1	59	58	46	57	53	62	56.75	56.75		57.60
							Run 2	34	33	20	32	48	39	34.50			
9	8	1389930	JUGOVAC Lea	CRO		1994	Run 1	24	22	25	30	25	30	26.00	52.75		52.20
							Run 2	45	49	51	58	56	55	52.75			
10	3	1439984	RUSIN Agnieszka	POL		1988	Run 1	50	45	50	52	50	50	50.00	50.00		46.80
							Run 2	22	17	31	20	27	20	22.25			
11	7	9485164	KOSOVA Ekaterina	RUS		1996	Run 1	40	54	40	33	45	45	42.50	42.50		43.20
							Run 2	37	31	29	42	34	34	34.00			
12	5	9045044	TURNBULL Biba	AUS		1994	Run 1	44	42	45	38	37	52	42.25	42.25		
							Run 2	31	27	33	18	20	40	27.75			
	9	1389931	BLASKOVIC Paola	CRO		1994	Run 1							DNS	DNS		
							Run 2							DNS			
	10	9185042	HALONEN Anni	FIN	R	1987	Run 1							DNS	DNS		
							Run 2							DNS			
	14	9295091	GASPARI Giulia	ITA		1995	Run 1							DNS	DNS		
							Run 2							DNS			

Timing and Results provided by  TISSOT



Results

Rank	Bib	FIS Code	Name	Ctry Code	YB	Run	J1	J2	J3	J4	J5	J6	Score	Best Score	Tie	Race Points
------	-----	----------	------	-----------	----	-----	----	----	----	----	----	----	-------	------------	-----	-------------


LEGEND

DNS Did Not Start
YB Year of birth

G Goofy

J Judge

R Regular

Timing and Results provided by  **TISSOT**



WINTER
UNIVERSIADE
GRANADA 2015



RESULT BOOK

SNOWBOARDING

Men's Snowboard Cross



Entry List By Event

As of 5 FEB 2015

Number of Competitors: 38, Number of Countries: 15

Ctry	Fis Code	Name	FIS Points	Rank	Date of Birth
AUT - Austria	9050035	DOUSCHAN Hanno	290.00	33	5 SEP 1989
	9050115	HAEMMERLE Alessandro	288.00	34	30 JUL 1993
	9050229	PACHNER Lukas	138.00	66	5 DEC 1991
<i>Total of 3 AUT competitors</i>					
CZE - Czech Republic	9150143	BOHUNEK Petr	8.35	362	1 MAY 1991
	9150138	KUBICIK Stepan	12.24	321	27 AUG 1993
	9150135	MARTINEK Daniel	29.04	227	18 SEP 1992
<i>Total of 3 CZE competitors</i>					
FRA - France	9190305	BIRRIEN Nathan	152.00	59	8 NOV 1995
	1194982	RAMOIN Pierre	169.25	54	1 FEB 1993
	7327320	TRESPEUCH Leo	79.20	109	4 APR 1987
	9190316	VUAGNOUX Ken	280.00	35	25 JUL 1995
<i>Total of 4 FRA competitors</i>					
GEO - Georgia	9680002	TASOSHVILI Mikheil	0.00	999	28 JUL 1992
<i>Total of 1 GEO competitor</i>					
ITA - Italy	9290194	COLELLA Fabio	177.00	52	11 MAR 1993
	9290233	GIUNTOLI VERCELLIN Nico	90.00	101	31 MAY 1995
<i>Total of 2 ITA competitors</i>					
KAZ - Kazakhstan	9670012	PANIN Oleg	2.35	467	4 MAY 1996
<i>Total of 1 KAZ competitor</i>					
KGZ - Kyrgyzstan	1774911	GUBAEV Timur	0.00	999	10 MAY 1992
	1774912	KOMISSAROV Vladimir	0.01	587	28 MAR 1992
	1774913	VAKURIN Aleksey	12.13	322	10 MAY 1994
	1774914	VAKURIN Pavel	7.08	378	10 MAY 1994
<i>Total of 4 KGZ competitors</i>					
KOR - Republic of Korea	9320088	KANG Jong-Won	3.36	441	22 JUN 1993
	9320101	LEE Jung-Hyun	0.00	999	15 MAR 1995
<i>Total of 2 KOR competitors</i>					
NED - Netherlands	9400030	BLOIS DE Glenn	91.00	100	5 SEP 1995
<i>Total of 1 NED competitor</i>					
POL - Poland	1434995	BOCIAN Marcin	38.28	194	21 AUG 1987
	9430127	BODZIONY Piotr	30.20	219	30 OCT 1995
	9430095	WAL Dawid	78.30	110	4 MAR 1992
<i>Total of 3 POL competitors</i>					
RUS - Russian Federation	9480364	DILMAN Daniil	250.00	37	26 FEB 1996
	9480478	GUZACHEV Aleksandr	125.60	74	29 APR 1995
	9480290	OLYUNIN Nikolay	800.00	2	23 OCT 1991
	9480451	PODMAREV Denis	0.00	999	31 MAY 1995
<i>Total of 4 RUS competitors</i>					

Timing and Results provided by  TISSOT



Entry List By Event

As of 5 FEB 2015

Ctry	Fis Code	Name	FIS Points	Rank	Date of Birth
SUI - Switzerland	9510272	BEER Dominic	126.00	73	23 JUN 1993
	9510310	KLOSSNER Kevin	184.00	50	23 JUN 1991
<i>Total of 2 SUI competitors</i>					
SVK - Slovakia	9700022	BACO Matej	27.30	235	24 JUN 1992
<i>Total of 1 SVK competitor</i>					
UKR - Ukraine	9690065	ALEKSANDROVSKYY Roman	4.22	428	29 JUN 1994
	9690061	BIHUS Taras	0.00	999	15 AUG 1993
	9690100	KARPOV Anton	10.57	336	25 APR 1997
<i>Total of 3 UKR competitors</i>					
USA - United States of America	9530026	BIDEZ Dylan	0.00	999	11 SEP 1990
	9531270	BIGLEY Max	0.00	999	5 MAR 1992
	9530049	BLACK Jake	0.00	999	24 MAY 1988
	9530672	PRIOR Mal	11.88	327	14 APR 1992
<i>Total of 4 USA competitors</i>					



Brackets

Number of Competitors: 32, Number of Countries: 13

1/8 Finals			Quarterfinals			Semifinals			Finals		
Bib		Rk	Bib		Rk	Bib		Rk	Bib		Rk
EF 1 (1/16)			QF 1 (9/16)			SF 1 (13/16)			Small Final (15/16)		
1 R2	OLYUNIN Nikolay	RUS 1	8 G3	RAMOIN Pierre	FRA 1	1 R2	OLYUNIN Nikolay	RUS 1	8 Y1	RAMOIN Pierre	FRA 1
16 G3	VAKURIN Aleksey	KGZ 2	1 R2	OLYUNIN Nikolay	RUS 2	4 G3	HAEMMERLE Alessandro	AUT 2	5 G3	DILMAN Daniil	RUS 2
17 B14	LEE Jung-Hyun	KOR 3	9 B14	COLELLA Fabio	ITA 3	8 Y1	RAMOIN Pierre	FRA 3	7 B14	DOUSCHAN Hanno	AUT 3
32 Y1	PANIN Oleg	KAZ 4	16 Y1	VAKURIN Aleksey	KGZ 4	5 B14	DILMAN Daniil	RUS 4	2 R2	VUAGNOUX Ken	FRA 4
EF 2 (2/16)			QF 2 (10/16)			SF 2 (14/16)			Big Final (16/16)		
8 R2	RAMOIN Pierre	FRA 1	4 R2	HAEMMERLE Alessandro	AUT 1	11 Y1	KLOSSNER Kevin	SUI 1	1 R2	OLYUNIN Nikolay	RUS 1
9 G3	COLELLA Fabio	ITA 2	5 G3	DILMAN Daniil	RUS 2	3 G3	BIRRIEN Nathan	FRA 2	4 B11	HAEMMERLE Alessandro	AUT 2
24 B14	VAKURIN Pavel	KGZ 3	13 Y4	WAL Dawid	POL 3	7 B14	DOUSCHAN Hanno	AUT 3	3 G3	BIRRIEN Nathan	FRA 3
25 Y1	KANG Jong-Won	KOR 4	12 B11	BEER Dominic	SUI 4	2 R2	VUAGNOUX Ken	FRA 4	7 DILMAN Daniil	RUS 3	
EF 3 (3/16)			QF 3 (11/16)			SF 2 (14/16)			Final Ranking		
5 R2	DILMAN Daniil	RUS 1	3 R2	BIRRIEN Nathan	FRA 1	3 G3	BIRRIEN Nathan	FRA 2	Gold	OLYUNIN Nikolay	RUS
12 G3	BEER Dominic	SUI 2	11 G3	KLOSSNER Kevin	SUI 2	7 B14	DOUSCHAN Hanno	AUT 3	Silver	HAEMMERLE Alessandro	AUT
21 B14	BIDEZ Dylan	USA 3	14 B11	GIUNTOLI VERCELLIN	ITA 3	2 R2	VUAGNOUX Ken	FRA 4	Bronze	BIRRIEN Nathan	FRA
28 Y1	BOHUNEK Petr	CZE 4	22 Y4	BACO Matej	SVK 4				4	KLOSSNER Kevin	SUI
EF 4 (4/16)			QF 4 (12/16)						5	RAMOIN Pierre	FRA
4 R2	HAEMMERLE Alessandro	AUT 1	2 R2	VUAGNOUX Ken	FRA 1				6	DILMAN Daniil	RUS
13 G3	WAL Dawid	POL 2	7 G3	DOUSCHAN Hanno	AUT 2				7	DOUSCHAN Hanno	AUT
29 Y1	MARTINEK Daniel	CZE 3	10 B14	TRESPEUCH Leo	FRA 3				8	VUAGNOUX Ken	FRA
20 B14	BOCIAN Marcin	POL 4	15 Y1	PRIOR Mal	USA 4						
EF 5 (5/16)											
3 R2	BIRRIEN Nathan	FRA 1									
14 G3	GIUNTOLI VERCELLIN	ITA 2									
19 B14	BLACK Jake	USA 3									
30 Y1	BODZIONY Piotr	POL 4									
EF 6 (6/16)											
11 G3	KLOSSNER Kevin	SUI 1									
22 B14	BACO Matej	SVK 2									
6 R2	GUZACHEV Aleksandr	RUS 3									
27 Y1	KARPOV Anton	UKR 4									
EF 7 (7/16)											
7 R2	DOUSCHAN Hanno	AUT 1									
10 G3	TRESPEUCH Leo	FRA 2									
23 B14	PODMAREV Denis	RUS 3									
26 Y1	BIHUS Taras	UKR 4									
EF 8 (8/16)											
2 R2	VUAGNOUX Ken	FRA 1									
15 G3	PRIOR Mal	USA 2									
18 B14	ALEKSANDROVSKYY R.	UKR 3									
31 Y1	KOMISSAROV Vladimir	KGZ 4									


Progression rule: In the 1/8 Finals and the Quarterfinals the first two ranked competitors of each heat proceed to the next phase. The third and fourth are ranked based upon their seeding results. In the Semifinals the first two ranked competitors of each heat proceed to the Big Final. The third and fourth ranked competitors of each heat proceed to the Small Final.

NOTE

Bibs are assigned based upon seeding results. The competitor with the lowest bib of each heat starts with the red (R) bib, the second lowest with the green (G), the third with blue (B) and the fourth with yellow (Y).

LEGEND

(n)	Absolute Heat Number	BI	Blue	EF	1/8 Final	G	Green
QF	Quarterfinal	R	Red	Rk	Rank	SF	Semifinal
Y	Yellow						

Timing and Results provided by  **TISSOT**



Medallists

Medal	Name	CTRY
GOLD	OLYUNIN Nikolay	RUS
SILVER	HAEMMERLE Alessandro	AUT
BRONZE	BIRRIEN Nathan	FRA




Results

Jury			Technical Data	
FISU Technical Delegate:	SUNDEKVIST Ola	FIS	Course Name:	Snowboard Cross Men
Chief of finish:	LOPEZ Laura	ESP	Start Altitude:	2625m
Chief of Competition:	BERGES Carlos	ESP	Finish Altitude:	2420m
FIS Race Director:	SUNDEKVIST Ola	FIS	Vertical Drop:	205m
FIS Technical Delegate:	BERGSTROEM Fredrik	FIS	Course Length:	980m
			Number of Features:	25
Officials			Forerunners	
FIS Assistant Race Director:				
Chief of Course:	LOPEZ David	ESP		
Course Builder:	LOPEZ David	ESP		
Start Referee:				
Finish Referee:	LOPEZ Laura	ESP		
Course Setter:	BERGSTROEM Fredrik	FIS		
Weather: Sky clear			Snow Temperature: -3°C/26.6°F	
			Temperature - Start: -5°C/23°F	
			Temperature - Finish: -5°C/23°F	

Number of Competitors: 38, Number of Countries: 15

Rank	Bib	FIS Code	Name	Ctry Code	YB	Qualification Time	Race Points
BIG FINAL							
1	1	9480290	OLYUNIN Nikolay	RUS	1991		400.00
2	4	9050115	HAEMMERLE Alessandro	AUT	1993		320.00
3	3	9190305	BIRRIEN Nathan	FRA	1995		240.00
4	11	9510310	KLOSSNER Kevin	SUI	1991		200.00
SMALL FINAL							
5	8	1194982	RAMOIN Pierre	FRA	1993		180.00
6	5	9480364	DILMAN Daniil	RUS	1996		160.00
7	7	9050035	DOUSCHAN Hanno	AUT	1989		144.00
8	2	9190316	VUAGNOUX Ken	FRA	1995		128.00
QUARTERFINALS							
Finished 3rd in their heat							
9	9	9290194	COLELLA Fabio	ITA	1993	53.11	116.00
10	10	7327320	TRESPEUCH Leo	FRA	1987	53.38	104.00
11	13	9430095	WAL Dawid	POL	1992	53.47	96.00
12	14	9290233	GIUNTOLI VERCELLIN Nico	ITA	1995	53.69	88.00
Finished 4th in their heat							
13	12	9510272	BEER Dominic	SUI	1993	53.42	80.00
14	15	9530672	PRIOR Mal	USA	1992	53.83	72.00
15	16	1774913	VAKURIN Aleksey	KGZ	1994	54.13	64.00
16	22	9700022	BACO Matej	SVK	1992	55.20	60.00
1/8 FINALS							
Finished 3rd in their heat							
17	6	9480478	GUZACHEV Aleksandr	RUS	1995	51.92	56.00
18	17	9320101	LEE Jung-Hyun	KOR	1995	54.24	52.00
19	19	9530049	BLACK Jake	USA	1988	54.39	48.00
19	18	9690065	ALEKSANDROVSKYY Roman	UKR	1994	54.39	48.00
21	21	9530026	BIDEZ Dylan	USA	1990	54.55	40.00
22	23	9480451	PODMAREV Denis	RUS	1995	55.22	36.00
23	24	1774914	VAKURIN Pavel	KGZ	1994	55.27	32.00
24	29	9150135	MARTINEK Daniel	CZE	1992	56.19	28.00
Finished 4th in their heat							

Timing and Results provided by 




Results

Rank	Bib	FIS Code	Name	Ctry Code	YB	Qualification Time	Race Points
25	20	1434995	BOCIAN Marcin	POL	1987	54.40	24.00
26	25	9320088	KANG Jong-Won	KOR	1993	55.38	20.00
27	26	9690061	BIHUS Taras	UKR	1993	55.67	18.00
28	27	9690100	KARPOV Anton	UKR	1997	55.68	16.00
29	28	9150143	BOHUNEK Petr	CZE	1991	56.06	14.40
30	30	9430127	BODZIONY Piotr	POL	1995	56.48	12.80
31	31	1774912	KOMISSAROV Vladimir	KGZ	1992	57.52	11.20
32	32	9670012	PANIN Oleg	KAZ	1996	57.93	10.40
NOT QUALIFIED FOR FINALS							
33	73	1774911	GUBAEV Timur	KGZ	1992	58.35	
34	80	9531270	BIGLEY Max	USA	1992	58.44	
35	75	9680002	TASOSHVILI Mikheil	GEO	1992	59.61	
	51	9050229	PACHNER Lukas	AUT	1991	DNS	
	52	9400030	BLOIS DE Glenn	NED	1995	DNS	
	59	9150138	KUBICIK Stepan	CZE	1993	DNS	

LEGEND

DNS Did Not Start **YB** Year of birth

Timing and Results provided by  **TISSOT**



Results

Jury			Technical Data		
FISU Technical Delegate:	SUNDEKVIST Ola	FIS	Course Name:	Snowboard Cross Men	
Chief of finish:	LOPEZ Laura	ESP	Start Altitude:	2625m	
Chief of Competition:	BERGES Carlos	ESP	Finish Altitude:	2420m	
FIS Race Director:	SUNDEKVIST Ola	FIS	Vertical Drop:	205m	
FIS Technical Delegate:	BERGSTROEM Fredrik	FIS	Course Length:	980m	
			Number of Features:	25	
Officials			Forerunners		
FIS Assistant Race Director:					
Chief of Course:	LOPEZ David	ESP			
Course Builder:	LOPEZ David	ESP			
Start Referee:					
Finish Referee:	LOPEZ Laura	ESP			
Course Setter:	BERGSTROEM Fredrik	FIS			
Weather: Sky clear			Snow Temperature: -4°C/24.8°F		Temperature - Start: -6°C/21.2°F
					Temperature - Finish: -6°C/21.2°F

Number of Competitors: 38, Number of Countries: 15

Rank	Bib	Fis Code	Name	CTRY Code	YB	Run 1		Run 2		Best Time	Diff
						Time	Rank	Time	Rank		
1	40	9480290	OLYUNIN Nikolay	RUS	1991	51.73	2	50.82	1	50.82	Q
2	46	9190316	VUAGNOUX Ken	FRA	1995	51.15	1	51.39	2	51.15	0.33 Q
3	43	9190305	BIRRIEN Nathan	FRA	1995	52.08	4	51.68	3	51.68	0.86 Q
4	41	9050115	HAEMMERLE Alessandro	AUT	1993	52.39	5	51.73	4	51.73	0.91 Q
5	53	9480364	DILMAN Daniil	RUS	1996	51.98	3	51.90	5	51.90	1.08 Q
6	54	9480478	GUZACHEV Aleksandr	RUS	1995	52.54	6	51.92	6	51.92	1.10 Q
7	48	9050035	DOUSCHAN Hanno	AUT	1989	52.71	7	52.63	7	52.63	1.81 Q
8	42	1194982	RAMOIN Pierre	FRA	1993	54.75	18	52.99	8	52.99	2.17 Q
9	50	9290194	COLELLA Fabio	ITA	1993	53.12	8	53.11	9	53.11	2.29 Q
10	44	7327320	TRESPEUCH Leo	FRA	1987	53.58	10	53.38	10	53.38	2.56 Q
11	49	9510310	KLOSSNER Kevin	SUI	1991	53.41	9	53.72	14	53.41	2.59 Q
12	39	9510272	BEER Dominic	SUI	1993	54.27	12	53.42	11	53.42	2.60 Q
13	45	9430095	WAL Dawid	POL	1992	54.47	15	53.47	12	53.47	2.65 Q
14	35	9290233	GIUNTOLI VERCELLIN Nico	ITA	1995	53.73	11	53.69	13	53.69	2.87 Q
15	77	9530672	PRIOR Mal	USA	1992	54.53	17	53.83	15	53.83	3.01 Q
16	60	1774913	VAKURIN Aleksey	KGZ	1994	54.42	14	54.13	16	54.13	3.31 Q
17	76	9320101	LEE Jung-Hyun	KOR	1995	54.77	19	54.24	17	54.24	3.42 Q
18	66	9690065	ALEKSANDROVSKYY Roman	UKR	1994	54.39	13	54.65	21	54.39	3.57 Q
19	78	9530049	BLACK Jake	USA	1988	55.47	22	54.39	18	54.39	3.57 Q
20	55	1434995	BOCIAN Marcin	POL	1987	54.52	16	54.40	19	54.40	3.58 Q
21	79	9530026	BIDEZ Dylan	USA	1990	55.80	26	54.55	20	54.55	3.73 Q
22	58	9700022	BACO Matej	SVK	1992	55.70	23	55.20	22	55.20	4.38 Q
23	74	9480451	PODMAREV Denis	RUS	1995	55.22	20	55.34	24	55.22	4.40 Q
24	63	1774914	VAKURIN Pavel	KGZ	1994	55.72	24	55.27	23	55.27	4.45 Q
25	67	9320088	KANG Jong-Won	KOR	1993	55.38	21	1:00.41	33	55.38	4.56 Q
26	72	9690061	BIHUS Taras	UKR	1993	55.78	25	55.67	25	55.67	4.85 Q
27	61	9690100	KARPOV Anton	UKR	1997	55.99	27	55.68	26	55.68	4.86 Q
28	62	9150143	BOHUNEK Petr	CZE	1991	56.70	29	56.06	27	56.06	5.24 Q
29	57	9150135	MARTINEK Daniel	CZE	1992	56.19	28	1:00.86	34	56.19	5.37 Q
30	56	9430127	BODZIONY Piotr	POL	1995	59.84	34	56.48	28	56.48	5.66 Q
31	69	1774912	KOMISSAROV Vladimir	KGZ	1992	58.13	31	57.52	29	57.52	6.70 Q
32	68	9670012	PANIN Oleg	KAZ	1996	57.93	30	58.48	30	57.93	7.11 Q
33	73	1774911	GUBAEV Timur	KGZ	1992	58.35	32	58.61	31	58.35	7.53
34	80	9531270	BIGLEY Max	USA	1992	58.44	33	1:01.35	35	58.44	7.62
35	75	9680002	TASOSHVILI Mikheil	GEO	1992	1:01.37	35	59.61	32	59.61	8.79

Timing and Results provided by 




Results

Rank	Bib	Fis Code	Name	CTRY Code	YB	Run 1		Run 2		Best Time	Diff
						Time	Rank	Time	Rank		
	51	9050229	PACHNER Lukas	AUT	1991	DNS		DNS			
	52	9400030	BLOIS DE Glenn	NED	1995	DNS		DNS			
	59	9150138	KUBICIK Stepan	CZE	1993	DNS		DNS			

LEGEND

Diff Difference **DNS** Did Not Start **YB** Year of birth

Timing and Results provided by  **TISSOT**



WINTER
UNIVERSIADE
GRANADA 2015



RESULT BOOK

SNOWBOARDING

Men's Halfpipe



Entry List by Event

As of 7 FEB 2015

HP

Number of Competitors: 21, Number of Countries: 11

Country	FIS Code	Name	FIS Points	Rank	Date of Birth
CHN - People's Republic of China	1124926	HUANG Shiyang	39.00	110	30 JUL 1990
	1124933	ZHANG Yiwei	800.00	2	3 OCT 1992
	1124953	GUO Yu	3.38	323	4 JUL 1994
	1124915	HU Yi	60.00	85	16 AUG 1990
<i>Total of 4 CHN Competitors</i>					
CZE - Czech Republic	9150083	MIKYSKA Martin	7.78	256	3 FEB 1994
	9150120	HORAK Petr	0.17	410	7 SEP 1991
<i>Total of 2 CZE Competitors</i>					
EST - Estonia	9390006	GRIGORJEV Kaspar	0.00		27 NOV 1991
<i>Total of 1 EST Competitor</i>					
FRA - France	9190272	TOURKI Yannis	74.82	71	20 MAR 1995
<i>Total of 1 FRA Competitor</i>					
ITA - Italy	9290170	ARNAUD Fabrizio	18.00	177	17 SEP 1992
<i>Total of 1 ITA Competitor</i>					
JPN - Japan	9300462	NEDEFUJI Ayumu	390.00	16	7 APR 1994
<i>Total of 1 JPN Competitor</i>					
KOR - Republic of Korea	9320052	WOO Jae- Won	56.00	88	28 NOV 1992
	9320096	NA Myung-Joo	46.00	100	23 JAN 1996
<i>Total of 2 KOR Competitors</i>					
POL - Poland	9430052	GRYZLO Piotr	14.40	200	14 SEP 1992
<i>Total of 1 POL Competitor</i>					
RUS - Russian Federation	9480373	SMIRNOV Pavel	29.88	134	29 SEP 1994
	9480298	SLADKOV Alexandr	80.00	67	7 MAR 1992
	9480374	AVTANEEV Nikita	103.50	55	3 SEP 1995
<i>Total of 3 RUS Competitors</i>					
SUI - Switzerland	9510408	PICASSO Giacomo	0.00		2 JAN 1992
<i>Total of 1 SUI Competitor</i>					
USA - United States of America	9530672	PRIOR Mal	6.60	269	14 APR 1992
	9530202	WARING Broc	72.00	74	3 JUN 1992
	9530026	BIDEZ Dylan	60.00	85	11 SEP 1990
	9530120	BLACK Zachary	50.40	95	1 AUG 1990
<i>Total of 4 USA Competitors</i>					



Results

HP

Jury				Technical Data				
FIS Technical Delegate:	DVORAKOVA Lenka	CZE		Course Name:	Sierra Nevada Half Pipe			
Head Judge:	MUNZ Stefan	GER		Halfpipe Length:	180.0m			
Chief of Competition:	CERVI Jose	ESP		Width from Wall to Wall:	19.5m			
Officials				Halfpipe Inclination:	18°			
FISU Technical Delegate:	SUNDEKVIST Ola	SWE		Inner Height of Walls:	5.5m			
Chief of Halfpipe:	KIESILÄ Mikko	FIN		Inclination of Vert:	9°			
				Forerunners				
Judge 1:	HEINRICH Oliver	AUT						
Judge 2:	SILEC Ales	SLO						
Judge 3:	IVANOV Ivan	BUL						
Judge 4:	SUCHANOVA Klara	CZE						
Judge 5:	WILLINER Stefan	SUI						
Judge 6:	GRAMSCH Tobias	GER						
Weather: Sunny				Air Temperature: -12°C / 10°F		Snow Temperature: -14°C / 7°F		Wind: 1.6 m/sec (NW)

Number of Competitors: 21, Number of Countries: 11

Rank	Bib	FIS Code	Name	Ctry Code	YB	Run	J1	J2	J3	J4	J5	J6	Score	Best Score	FIS Points
------	-----	----------	------	-----------	----	-----	----	----	----	----	----	----	-------	------------	------------

Results from Final

1	41	9300462	NEDEFUJI Ayumu	JPN	1994	Run 1	92	92	90	91	92	91	91.50	91.50	200.00
						Run 2	24	33	45	23	25	30	28.00		
2	46	9530120	BLACK Zachary	USA	1990	Run 1	88	84	82	87	87	78	85.00	90.50	160.00
						Run 2	90	90	87	89	95	93	90.50		
3	50	9530202	WARING Broc	USA	1992	Run 1	80	88	85	85	85	87	85.50	85.50	120.00
						Run 2	84	89	86	82	82	90	85.25		
4	47	9530026	BIDEZ Dylan	USA	1990	Run 1	83	76	80	80	82	83	81.25	84.00	100.00
						Run 2	85	82	83	86	83	85	84.00		
5	38	9480374	AVTANEEV Nikita	RUS	1995	Run 1	78	72	79	83	84	81	80.25	80.25	90.00
						Run 2	73	77	78	81	81	86	79.25		
6	37	9480298	SLADKOV Alexandr	RUS	1992	Run 1	75	66	70	75	70	75	72.50	72.50	80.00
						Run 2	53	44	56	45	51	55	51.00		
7	40	9320052	WOO Jae- Won	KOR	1992	Run 1	63	60	63	67	66	65	64.25	64.25	72.00
						Run 2	44	55	61	67	57	66	59.75		
8	36	9150083	MIKYSKA Martin	CZE	1994	Run 1	59	56	60	65	61	60	60.00	60.00	64.00
						Run 2	32	27	38	37	29	44	34.00		
9	43	1124915	HU Yi	CHN	1990	Run 1	49	50	54	57	55	50	52.25	55.50	58.00
						Run 2	59	52	50	60	52	59	55.50		
10	33	1124926	HUANG Shiyong	CHN	1990	Run 1	11	6	10	10	9	11	10.00	55.25	52.00
						Run 2	55	53	45	55	59	58	55.25		



Results

HP

Number of Competitors: 21, Number of Countries: 11

Rank	Bib	FIS Code	Name	Ctry Code	YB	Run	J1	J2	J3	J4	J5	J6	Score	Best Score	FIS Points
11	32	9190272	TOURKI Yannis	FRA	1995	Run 1	18	44	18	20	15	25	17.75	46.50	48.00
						Run 2	39	41	49	51	45	53	46.50		
12	31	1124933	ZHANG Yiwei	CHN	1992	Run 1	54	46	40	40	43	45	43.50	43.50	44.00
						Run 2	24	17	25	45	19	27	21.25		
13	39	9480373	SMIRNOV Pavel	RUS	1994	Run 1	42	38	40	40	39	47	40.25	48.25	40.00
						Run 2	44	43	45	54	52	52	48.25		
14	45	9320096	NA Myung-Joo	KOR	1996	Run 1	9	12	20	24	11	13	14.00	47.50	36.00
						Run 2	46	49	42	48	47	58	47.50		
15	44	9150120	HORAK Petr	CZE	1991	Run 1	35	22	25	37	24	35	29.25	29.25	32.00
						Run 2	21	19	27	24	44	28	22.75		
16	51	9290170	ARNAUD Fabrizio	ITA	1992	Run 1	20	28	21	25	30	28	25.50	25.50	30.00
						Run 2	15	17	16	15	40	26	15.75		
17	34	1124953	GUO Yu	CHN	1994	Run 1	16	40	10	20	19	15	15.00	19.25	
						Run 2	18	45	22	28	20	17	19.25		
35	9430052	GRYZLO Piotr	POL	1992	Run 1								DNS		
						Run 2							DNS		
42	9530672	PRIOR Mal	USA	1992	Run 1								DNS		
						Run 2							DNS		
48	9390006	GRIGORJEV Kaspar	EST	1991	Run 1								DNS		
						Run 2							DNS		
49	9510408	PICASSO Giacomo	SUI	1992	Run 1								DNS		
						Run 2							DNS		

Technical Delegate

DVORAKOVA Lenka (CZE)

Chief of Scoring

SCHOBER Marc (AUT)

LEGEND

Ctry	Country	DNS	Did Not Start	J	Judge	NW	North-West
Tie	Tie-break points	YB	Year of Birth				



Medallists

Medal	Name	Country
GOLD	NEDEFUJI Ayumu	JPN - Japan
SILVER	BLACK Zachary	USA - United States of America
BRONZE	WARING Broc	USA - United States of America



Start List

REVISED
7 FEB 11:57

HP

Jury			Technical Data		
FIS Technical Delegate:	DVORAKOVA Lenka	CZE	Course Name:	Sierra Nevada Half Pipe	
Head Judge:	MUNZ Stefan	GER	Halfpipe Length:	180.0m	
Chief of Competition:	CERVI Jose	ESP	Width from Wall to Wall:	19.5m	
Officials			Halfpipe Inclination:	18°	
FISU Technical Delegate:	SUNDEKVIST Ola	SWE	Inner Height of Walls:	5.5m	
Chief of Halfpipe:	KIESILÄ Mikko	FIN	Inclination of Vert:	9°	
			Forerunners		
Judge 1:	HEINRICH Oliver	AUT			
Judge 2:	SILEC Ales	SLO			
Judge 3:	IVANOV Ivan	BUL			
Judge 4:	SUCHANOVA Klara	CZE			
Judge 5:	WILLINER Stefan	SUI			
Judge 6:	GRAMSCH Tobias	GER			

Number of Competitors: 12, Number of Countries: 7

Start Order	Bib	FIS Code	Name	Ctry Code	YB	Run	J1	J2	J3	J4	J5	J6	Score	Best Score	Tie
1	37	9480298	SLADKOV Alexandr	RUS	1992	Run 1 Run 2									
2	36	9150083	MIKYSKA Martin	CZE	1994	Run 1 Run 2									
3	33	1124926	HUANG Shiyong	CHN	1990	Run 1 Run 2									
4	43	1124915	HU Yi	CHN	1990	Run 1 Run 2									
5	32	9190272	TOURKI Yannis	FRA	1995	Run 1 Run 2									
6	40	9320052	WOO Jae- Won	KOR	1992	Run 1 Run 2									
7	47	9530026	BIDEZ Dylan	USA	1990	Run 1 Run 2									
8	46	9530120	BLACK Zachary	USA	1990	Run 1 Run 2									
9	38	9480374	AVTANEEV Nikita	RUS	1995	Run 1 Run 2									
10	50	9530202	WARING Broc	USA	1992	Run 1 Run 2									
11	41	9300462	NEDEFUJI Ayumu	JPN	1994	Run 1 Run 2									
12	31	1124933	ZHANG Yiwei	CHN	1992	Run 1 Run 2									



Start List

REVISED
7 FEB 11:57

HP

Number of Competitors: 12, Number of Countries: 7

Start Order	Bib	FIS Code	Name	Ctry Code	YB	Run	J1	J2	J3	J4	J5	J6	Score	Best Score	Tie
-------------	-----	----------	------	-----------	----	-----	----	----	----	----	----	----	-------	------------	-----

LEGEND	Ctry	Country	J	Judge	Tie	Tie-break points	YB	Year of Birth
--------	------	---------	---	-------	-----	------------------	----	---------------

Correction to the name of the TD



Results

HP

Jury				Technical Data				
FIS Technical Delegate:	DVORAKOVA Lenka	CZE		Course Name:	Sierra Nevada Half Pipe			
Head Judge:	MUNZ Stefan	GER		Halfpipe Length:	180.0m			
Chief of Competition:	CERVI Jose	ESP		Width from Wall to Wall:	19.5m			
Officials				Halfpipe Inclination:	18°			
FISU Technical Delegate:	SUNDEKVIST Ola	SWE		Inner Height of Walls:	5.5m			
Chief of Halfpipe:	KIESILÄ Mikko	FIN		Inclination of Vert:	9°			
				Forerunners				
Judge 1:	HEINRICH Oliver	AUT						
Judge 2:	SILEC Ales	SLO						
Judge 3:	IVANOV Ivan	BUL						
Judge 4:	SUCHANOVA Klara	CZE						
Judge 5:	WILLINER Stefan	SUI						
Judge 6:	GRAMSCH Tobias	GER						
Weather: Sunny				Air Temperature: -12°C / 10°F		Snow Temperature: -14°C / 7°F		Wind: 1.6 m/sec (NW)

Number of Competitors: 12, Number of Countries: 7

Rank	Bib	FIS Code	Name	Ctry Code	YB	Run	J1	J2	J3	J4	J5	J6	Score	Best Score	Tie
1	41	9300462	NEDEFUJI Ayumu	JPN	1994	Run 1	92	92	90	91	92	91	91.50	91.50	
						Run 2	24	33	45	23	25	30	28.00		
2	46	9530120	BLACK Zachary	USA	1990	Run 1	88	84	82	87	87	78	85.00	90.50	
						Run 2	90	90	87	89	95	93	90.50		
3	50	9530202	WARING Broc	USA	1992	Run 1	80	88	85	85	85	87	85.50	85.50	
						Run 2	84	89	86	82	82	90	85.25		
4	47	9530026	BIDEZ Dylan	USA	1990	Run 1	83	76	80	80	82	83	81.25	84.00	
						Run 2	85	82	83	86	83	85	84.00		
5	38	9480374	AVTANEEV Nikita	RUS	1995	Run 1	78	72	79	83	84	81	80.25	80.25	
						Run 2	73	77	78	81	81	86	79.25		
6	37	9480298	SLADKOV Alexandr	RUS	1992	Run 1	75	66	70	75	70	75	72.50	72.50	
						Run 2	53	44	56	45	51	55	51.00		
7	40	9320052	WOO Jae- Won	KOR	1992	Run 1	63	60	63	67	66	65	64.25	64.25	
						Run 2	44	55	61	67	57	66	59.75		
8	36	9150083	MIKYSKA Martin	CZE	1994	Run 1	59	56	60	65	61	60	60.00	60.00	
						Run 2	32	27	38	37	29	44	34.00		
9	43	1124915	HU Yi	CHN	1990	Run 1	49	50	54	57	55	50	52.25	55.50	
						Run 2	59	52	50	60	52	59	55.50		
10	33	1124926	HUANG Shiyang	CHN	1990	Run 1	44	6	10	10	9	11	10.00	55.25	
						Run 2	55	53	45	55	59	58	55.25		



Results

HP

Number of Competitors: 12, Number of Countries: 7

Rank	Bib	FIS Code	Name	Ctry Code	YB	Run	J1	J2	J3	J4	J5	J6	Score	Best Score	Tie
11	32	9190272	TOURKI Yannis	FRA	1995	Run 1	18	44	18	20	15	25	17.75	46.50	
						Run 2	39	41	49	51	45	53	46.50		
12	31	1124933	ZHANG Yiwei	CHN	1992	Run 1	54	46	40	40	43	45	43.50	43.50	
						Run 2	24	17	25	45	19	27	21.25		

Technical Delegate

DVORAKOVA Lenka (CZE)

Chief of Scoring

SCHOBER Marc (AUT)

LEGEND

Ctry	Country	J	Judge	NW	North-West	Tie	Tie-break points
YB	Year of Birth						



Start List

HP

Jury			Technical Data		
FIS Technical Delegate:	DVOROKOVA Lenka	CZE	Course Name:	Sierra Nevada Half Pipe	
Head Judge:	MUNZ Stefan	GER	Halfpipe Length:	180.0m	
Chief of Competition:	CERVI Jose	ESP	Width from Wall to Wall:	19.5m	
Officials			Halfpipe Inclination:	18°	
FISU Technical Delegate:	SUNDEKVIST Ola	SWE	Inner Height of Walls:	5.5m	
Chief of Halfpipe:	KIESILÄ Mikko	FIN	Inclination of Vert:	9°	
			Forerunners		
Judge 1:	HEINRICH Oliver	AUT			
Judge 2:	SILEC Ales	SLO			
Judge 3:	IVANOV Ivan	BUL			
Judge 4:	SUCHANOVA Klara	CZE			
Judge 5:	WILLINER Stefan	SUI			
Judge 6:	GRAMSCH Tobias	GER			

Number of Competitors: 21, Number of Countries: 11

Start Order	Bib	FIS Code	Name	Ctry Code	YB	Run	J1	J2	J3	J4	J5	J6	Score	Best Score	Tie
1	31	1124933	ZHANG Yiwei	CHN	1992	Run 1									
						Run 2									
2	32	9190272	TOURKI Yannis	FRA	1995	Run 1									
						Run 2									
3	33	1124926	HUANG Shiyang	CHN	1990	Run 1									
						Run 2									
4	34	1124953	GUO Yu	CHN	1994	Run 1									
						Run 2									
5	35	9430052	GRYZLO Piotr	POL	1992	Run 1									
						Run 2									
6	36	9150083	MIKYSKA Martin	CZE	1994	Run 1									
						Run 2									
7	37	9480298	SLADKOV Alexandr	RUS	1992	Run 1									
						Run 2									
8	38	9480374	AVTANEEV Nikita	RUS	1995	Run 1									
						Run 2									
9	39	9480373	SMIRNOV Pavel	RUS	1994	Run 1									
						Run 2									
10	40	9320052	WOO Jae- Won	KOR	1992	Run 1									
						Run 2									
11	41	9300462	NEDEFUJI Ayumu	JPN	1994	Run 1									
						Run 2									
12	42	9530672	PRIOR Mal	USA	1992	Run 1									
						Run 2									
13	43	1124915	HU Yi	CHN	1990	Run 1									
						Run 2									



Start List

HP

Number of Competitors: 21, Number of Countries: 11

Start Order	Bib	FIS Code	Name	Ctry Code	YB	Run	J1	J2	J3	J4	J5	J6	Score	Best Score	Tie
14	44	9150120	HORAK Petr	CZE	1991	Run 1									
						Run 2									
15	45	9320096	NA Myung-Joo	KOR	1996	Run 1									
						Run 2									
16	46	9530120	BLACK Zachary	USA	1990	Run 1									
						Run 2									
17	47	9530026	BIDEZ Dylan	USA	1990	Run 1									
						Run 2									
18	48	9390006	GRIGORJEV Kaspar	EST	1991	Run 1									
						Run 2									
19	49	9510408	PICASSO Giacomo	SUI	1992	Run 1									
						Run 2									
20	50	9530202	WARING Broc	USA	1992	Run 1									
						Run 2									
21	51	9290170	ARNAUD Fabrizio	ITA	1992	Run 1									
						Run 2									

LEGEND

Ctry Country J Judge Tie Tie-break points YB Year of Birth



Results

REVISED
7 FEB 11:56

HP

Jury			Technical Data		
FIS Technical Delegate:	DVORAKOVA Lenka	CZE	Course Name:	Sierra Nevada Half Pipe	
Head Judge:	MUNZ Stefan	GER	Halfpipe Length:	180.0m	
Chief of Competition:	CERVI Jose	ESP	Width from Wall to Wall:	19.5m	
Officials			Halfpipe Inclination:	18°	
FISU Technical Delegate:	SUNDEKVIST Ola	SWE	Inner Height of Walls:	5.5m	
Chief of Halfpipe:	KIESILÄ Mikko	FIN	Inclination of Vert:	9°	
			Forerunners		
Judge 1:	HEINRICH Oliver	AUT			
Judge 2:	SILEC Ales	SLO			
Judge 3:	IVANOV Ivan	BUL			
Judge 4:	SUCHANOVA Klara	CZE			
Judge 5:	WILLINER Stefan	SUI			
Judge 6:	GRAMSCH Tobias	GER			
Weather: Sunny			Air Temperature: -16°C / 4°F		Snow Temperature: -15°C / 6°F
					Wind: 3.4 m/sec (N)

Number of Competitors: 21, Number of Countries: 11

Rank	Bib	FIS Code	Name	Ctry Code	YB	Run	J1	J2	J3	J4	J5	J6	Score	Best Score	Tie
Qualified to Final															
1	31	1124933	ZHANG Yiwei	CHN	1992	Run 1	85	86	85	85	81	79	84.00	94.00	
						Run 2	94	94	95	95	93	88	94.00		
2	41	9300462	NEDEFUJI Ayumu	JPN	1994	Run 1	94	90	88	89	90	84	89.25	89.25	
						Run 2	90	87	84	86	83	86	85.75		
3	50	9530202	WARING Broc	USA	1992	Run 1	82	82	84	83	85	77	82.75	86.25	
						Run 2	86	85	87	87	94	82	86.25		
4	38	9480374	AVTANEEV Nikita	RUS	1995	Run 1	76	72	72	79	88	83	77.50	84.50	
						Run 2	83	81	78	90	89	85	84.50		
5	46	9530120	BLACK Zachary	USA	1990	Run 1	79	78	80	84	79	67	79.00	79.00	
						Run 2	53	69	61	72	70	66	66.50		
6	47	9530026	BIDEZ Dylan	USA	1990	Run 1	73	60	70	65	62	71	67.00	73.75	
						Run 2	80	75	63	74	71	75	73.75		
7	40	9320052	WOO Jae- Won	KOR	1992	Run 1	22	48	30	35	26	30	27.00	63.75	
						Run 2	57	59	66	64	66	74	63.75		
8	32	9190272	TOURKI Yannis	FRA	1995	Run 1	55	56	40	55	47	50	51.75	63.50	
						Run 2	63	59	68	68	64	52	63.50		
9	43	1124915	HU Yi	CHN	1990	Run 1	61	58	65	63	69	59	62.00	62.00	
						Run 2	28	23	39	32	38	44	34.25		
10	33	1124926	HUANG Shiyong	CHN	1990	Run 1	65	62	55	57	59	65	60.75	60.75	
						Run 2	43	44	51	52	50	63	49.00		



Results

REVISED
7 FEB 11:56

HP

Number of Competitors: 21, Number of Countries: 11

Rank	Bib	FIS Code	Name	Ctry Code	YB	Run	J1	J2	J3	J4	J5	J6	Score	Best Score	Tie
11	36	9150083	MIKYSKA Martin	CZE	1994	Run 1	48	46	50	50	51	55	49.75	54.50	
						Run 2	54	55	52	56	55	54	54.50		
12	37	9480298	SLADKOV Alexandr	RUS	1992	Run 1	51	52	54	45	49	45	49.25	51.00	
						Run 2	52	47	49	52	53	51	51.00		
Not Qualified															
13	39	9480373	SMIRNOV Pavel	RUS	1994	Run 1	42	38	40	40	39	47	40.25	48.25	
						Run 2	44	43	45	54	52	52	48.25		
14	45	9320096	NA Myung-Joo	KOR	1996	Run 1	9	12	20	24	11	13	14.00	47.50	
						Run 2	46	49	42	48	47	58	47.50		
15	44	9150120	HORAK Petr	CZE	1991	Run 1	35	22	25	37	24	35	29.25	29.25	
						Run 2	21	19	27	24	44	28	22.75		
16	51	9290170	ARNAUD Fabrizio	ITA	1992	Run 1	20	28	21	25	30	28	25.50	25.50	
						Run 2	15	17	16	15	40	26	15.75		
17	34	1124953	GUO Yu	CHN	1994	Run 1	16	40	10	20	19	15	15.00	19.25	
						Run 2	18	45	22	28	20	17	19.25		
35	9430052	GRYZLO Piotr	POL	1992		Run 1							DNS		
						Run 2							DNS		
42	9530672	PRIOR Mal	USA	1992		Run 1							DNS		
						Run 2							DNS		
48	9390006	GRIGORJEV Kaspar	EST	1991		Run 1							DNS		
						Run 2							DNS		
49	9510408	PICASSO Giacomo	SUI	1992		Run 1							DNS		
						Run 2							DNS		

Technical Delegate

DVORAKOVA Lenka (CZE)

Chief of Scoring

SCHOBER Marc (AUT)

LEGEND

Ctry	Country	DNS	Did Not Start	J	Judge	N	North
Tie	Tie-break points	YB	Year of Birth				

Correction to the name of the TD



WINTER
UNIVERSIADE
GRANADA 2015



RESULT BOOK

SNOWBOARDING

Men's Parallel Giant Slalom




Entry List By Event

As of 9 FEB 2015

Number of Competitors: 31, Number of Countries: 15

Ctry	Fis Code	Name	FIS Points	Rank	Date of Birth
AUT - Austria	9050029	KISLINGER Sebastian	450.00	15	1 AUG 1988
	9050042	PAYER Alexander	600.00	8	12 SEP 1989
<i>Total of 2 AUT competitors</i>					
BUL - Bulgaria	1094969	YANKOV Radoslav	148.00	69	26 JAN 1990
<i>Total of 1 BUL competitor</i>					
CAN - Canada	9100195	GARDNER Darren	255.00	39	14 MAY 1990
	9100570	LEFEBVRE Jules	58.00	122	12 JAN 1996
	9100394	VACHON Olivier	140.00	73	3 MAR 1994
<i>Total of 3 CAN competitors</i>					
CZE - Czech Republic	9150026	JELINEK Albert	14.90	249	29 JUN 1990
<i>Total of 1 CZE competitor</i>					
GER - Germany	9200020	WEIS Daniel	330.00	33	12 NOV 1988
<i>Total of 1 GER competitor</i>					
KAZ - Kazakhstan	9670014	YEGORENKO Dmitriy	0.00	999	23 DEC 1996
	9670015	ZAVARZIN Yegor	8.64	290	13 FEB 1995
<i>Total of 2 KAZ competitors</i>					
KOR - Republic of Korea	9320041	CHOI Bo-Gun	168.00	62	28 AUG 1991
	9320039	GIM Yong-Hyeon	98.00	90	27 APR 1991
	9320091	LEE Sang-Ho	225.00	46	12 SEP 1995
<i>Total of 3 KOR competitors</i>					
LAT - Latvia	1554939	ABLAZHEVICHS Andris	0.00	999	28 MAR 1992
	1554966	BLUMBERGS Ansis	0.00	999	1 FEB 1993
<i>Total of 2 LAT competitors</i>					
NED - Netherlands	9400058	BOOM DE Lars	24.80	210	28 JUN 1994
<i>Total of 1 NED competitor</i>					
POL - Poland	9430050	BOM Oskar	144.00	70	5 AUG 1990
	9430012	GASIENICA-DANIEL Andrzej	133.00	77	31 MAR 1987
	9430047	KOWALCZYK Tomasz	107.20	86	21 MAR 1990
<i>Total of 3 POL competitors</i>					
RUS - Russian Federation	9480356	BOGDANOV Bogdan	80.00	99	20 FEB 1992
	9480382	KHURAMSHIN Vladislav	38.00	163	26 APR 1995
	9480370	NALIVAYKO Andrey	40.50	159	12 OCT 1995
	9480102	PEPELYAEV Andrey	9.07	285	21 DEC 1989
<i>Total of 4 RUS competitors</i>					
SUI - Switzerland	9510070	VAN WIJNKOOP David	79.20	101	29 MAR 1988
<i>Total of 1 SUI competitor</i>					
SVK - Slovakia	9700022	BACO Matej	70.80	110	24 JUN 1992
<i>Total of 1 SVK competitor</i>					

Timing and Results provided by  TISSOT



Entry List By Event

As of 9 FEB 2015

Ctry	Fis Code	Name	FIS Points	Rank	Date of Birth
TUR - Turkey	1524973	GUZELTAN Ibrahim Ali	7.68	303	16 NOV 1994
	1524976	POLAT Hamza	34.80	174	1 MAY 1996
<i>Total of 2 TUR competitors</i>					
UKR - Ukraine	9690065	ALEKSANDROVSKYY Roman	115.20	84	29 JUN 1994
	9690061	BIHUS Taras	36.50	172	15 AUG 1993
	9690081	HULIY Yevheniy	7.45	305	27 FEB 1996
	9690100	KARPOV Anton	8.32	294	25 APR 1997
<i>Total of 4 UKR competitors</i>					



Results


Jury			Technical Data		
FISU Technical Delegate:	SUNDEKVIST Ola	FIS	Course Name:	PGS Men	
FIS Technical Delegate:	BERGSTROEM Fredrik	FIS	Start Altitude:	m	
FIS Race Director/Referee:	SUNDEKVIST Ola	SWE	Finish Altitude:	m	
Start Referee:	VARELA Claudia	ESP	Vertical Drop:	m	
Finish Referee:	CUETO Fernando	ESP	Course Length:	401m	
			Homologation Number:		
			Number of Gates:	15	
Officials			Forerunners		
FIS Assistant Race Director:			F1 -		
Chief of Parallel Giant Slalom:			F2 -		
Course Setter:	PAT	CAN	F3 -		
Video Controller:	PVORAKOVA Lenka	CZE	F4 -		
Weather: Mostly cloudy			Snow Temperature: -2°C/28.4°F		
			Temperature - Start: -1°C/30.2°F		
			Temperature - Finish: 0°C/32°F		

Number of Competitors: 31, Number of Countries: 15

Rank	Bib	FIS Code	Name	Ctry Code	YB	Qualification Time	Race Points
BIG FINAL							
1	1	9200020	WEIS Daniel	GER	1988		360.00
2	14	9320041	CHOI Bo-Gun	KOR	1991		288.00
SMALL FINAL							
3	10	9050042	PAYER Alexander	AUT	1989		216.00
4	8	9430012	GASIENICA-DANIEL Andrzej	POL	1987		180.00
QUARTERFINALS							
5	2	9480356	BOGDANOV Bogdan	RUS	1992	53.70	162.00
6	12	9320091	LEE Sang-Ho	KOR	1995	54.53	144.00
7	15	9690065	ALEKSANDROVSKYY Roman	UKR	1994	55.51	129.60
8	24	9480102	PEPELYAEV Andrey	RUS	1989	56.20	115.20
1/8 FINALS							
9	13	9100195	GARDNER Darren	CAN	1990	54.55	104.40
10	11	1094969	YANKOV Radoslav	BUL	1990	55.01	93.60
11	19	9480382	KHURAMSHIN Vladislav	RUS	1995	55.50	86.40
12	16	9700022	BACO Matej	SVK	1992	56.62	79.20
13	7	9320039	GIM Yong-Hyeon	KOR	1991	56.88	72.00
14	3	9430050	BOM Oskar	POL	1990	56.89	64.80
15	9	9510070	VAN WIJNKOOP David	SUI	1988	57.15	57.60
16	4	9100394	VACHON Olivier	CAN	1994	57.53	54.00
RESULTS FROM QUALIFICATION							
17	20	9690061	BIHUS Taras	UKR	1993	57.93	50.40
18	18	9480370	NALIVAYKO Andrey	RUS	1995	58.90	46.80
19	6	9050029	KISLINGER Sebastian	AUT	1988	59.19	43.20
20	5	9430047	KOWALCZYK Tomasz	POL	1990	59.23	39.60
21	17	9100570	LEFEBVRE Jules	CAN	1996	1:00.21	36.00
22	27	1524973	GUZELTAN Ibrahim Ali	TUR	1994	1:00.32	32.40
23	28	9690081	HULIY Yevheniy	UKR	1996	1:01.46	28.80
24	31	9670014	YEGORENKO Dmitriy	KAZ	1996	1:02.25	25.20
25	21	1524976	POLAT Hamza	TUR	1996	1:04.36	21.60
26	26	9690100	KARPOV Anton	UKR	1997	1:06.94	18.00
27	22	9400058	BOOM DE Lars	NED	1994	1:07.14	16.20
28	30	1554939	ABLAZHEVICHS Andris	LAT	1992	1:07.52	
29	23	9150026	JELINEK Albert	CZE	1990	1:15.58	
	29	1554966	BLUMBERGS Ansis	LAT	1993	DSQ	
	25	9670015	ZAVARZIN Yegor	KAZ	1995	DSQ	

LEGEND

DSQ Disqualified YB Year of birth

Timing and Results provided by 



Brackets

1/8 Finals	Quarterfinals	Semifinals	Finals
------------	---------------	------------	--------

Q Bib	Heat 1 (1/16)	Run 1	Run 2
4	14 CHOI Bo-Gun KOR		W
13	7 GIM Yong-Hyeon KOR	+0.14	+0.32

Q Bib	Heat 2 (2/16)	Run 1	Run 2
5	12 LEE Sang-Ho KOR		W
12	16 BACO Matej SVK	+0.41	+9.17

Q Bib	Heat 3 (3/16)	Run 1	Run 2
9	15 ALEKSANDROVSKYY UKR	+0.47	W
8	19 KHURAMSHIN V. RUS		+0.00

Q Bib	Heat 4 (4/16)	Run 1	Run 2
1	10 PAYER Alexander AUT		W
16	4 VACHON Olivier CAN	+0.94	+1.44

Q Bib	Heat 5 (5/16)	Run 1	Run 2
2	2 BOGDANOV Bogdan RUS		W
15	9 VAN WIJNKOOP David SUI	+0.39	+1.26

Q Bib	Heat 6 (6/16)	Run 1	Run 2
10	8 GASINICA-DANIEL POL		W
7	11 YANKOV Radoslav BUL	+0.08	+0.30

Q Bib	Heat 7 (7/16)	Run 1	Run 2
11	24 PEPELYAEV Andrey RUS		W
6	13 GARDNER Darren CAN	+0.23	DSQ

Q Bib	Heat 8 (8/16)	Run 1	Run 2
3	1 WEIS Daniel GER		W
14	3 BOM Oskar POL	+0.57	DSQ

Bib	QF 1 (9/16)	Run 1	Run 2
14	CHOI Bo-Gun KOR	+0.05	W
12	LEE Sang-Ho KOR		+0.26

Bib	QF 2 (10/16)	Run 1	Run 2
10	PAYER Alexander AUT	+0.16	W
15	ALEKSANDROVSKYY UKR		DSQ

Bib	QF 3 (11/16)	Run 1	Run 2
8	GASINICA-DANIEL POL	+0.43	W
2	BOGDANOV Bogdan RUS		+0.18

Bib	QF 4 (12/16)	Run 1	Run 2
1	WEIS Daniel GER	+0.42	W
24	PEPELYAEV Andrey RUS		+1.50

Bib	Semifinal 1 (13/16)	Run 1	Run 2
14	CHOI Bo-Gun KOR		W
10	PAYER Alexander AUT	+0.30	DSQ

Bib	Semifinal 2 (14/16)	Run 1	Run 2
1	WEIS Daniel GER		W
8	GASINICA-DANIEL POL	+1.02	DSQ

Bib	Small Final (15/16)	Run 1	Run 2
10	PAYER Alexander AUT		W
8	GASINICA-DANIEL POL	+0.28	DSQ

Bib	Big Final (16/16)	Run 1	Run 2
1	WEIS Daniel GER		W
14	CHOI Bo-Gun KOR	+0.74	+0.41

Final Ranking

Gold	WEIS Daniel	GER
Silver	CHOI Bo-Gun	KOR
Bronze	PAYER Alexander	AUT
	4 GASINICA-DANIEL Andrzej	POL
	5 BOGDANOV Bogdan	RUS
	6 LEE Sang-Ho	KOR
	7 ALEKSANDROVSKYY Roman	UKR
	8 PEPELYAEV Andrey	RUS

Penalty Time: 1.02 seconds

NOTE

If a competitor has a DNS, DNF or DSQ in run 1, the penalty time will apply

LEGEND

DSQ Disqualified
W Winner

Q

Rank from qualification

QF

Quarterfinal

SF

Semifinal

Timing and Results provided by 



Medallists

Medal	Name	Ctry
GOLD	WEIS Daniel	GER
SILVER	CHOI Bo-Gun	KOR
BRONZE	PAYER Alexander	AUT



Results


Jury			Technical Data		
FISU Technical Delegate:	SUNDEKVIST Ola	FIS	Course Name:	PGS Men	
FIS Technical Delegate:	BERGSTROEM Fredrik	FIS	Start Altitude:	m	
FIS Race Director/Referee:	SUNDEKVIST Ola	SWE	Finish Altitude:	m	
Start Referee:	VARELA Claudia	ESP	Vertical Drop:	m	
Finish Referee:	CUETO Fernando	ESP	Course Length:	401m	
			Homologation Number:		
			Number of Gates:	15	
Officials			Forerunners		
FIS Assistant Race Director:			F1 -		
Chief of Parallel Giant Slalom:			F2 -		
Course Setter:	PAT	CAN	F3 -		
Video Controller:	PVORAKOVA Lenka	CZE	F4 -		
Weather: Mostly cloudy			Snow Temperature: -4°C/24.8°F		
			Temperature - Start: -6°C/21.2°F		
			Temperature - Finish: -6°C/21.2°F		

Number of Competitors: 31, Number of Countries: 15

Rank	Bib	FIS Code	Name	Ctry Code	YB	BLUE COURSE		RED COURSE		Total Time
						Time	Rk	Time	Rk	
1	10	9050042	PAYER Alexander	AUT	1989	26.44	3	27.05	5	53.49 Q
2	2	9480356	BOGDANOV Bogdan	RUS	1992	25.98	2	27.72	11	53.70 Q
3	1	9200020	WEIS Daniel	GER	1988	27.96	8	26.31	2	54.27 Q
4	14	9320041	CHOI Bo-Gun	KOR	1991	26.98	5	27.35	7	54.33 Q
5	12	9320091	LEE Sang-Ho	KOR	1995	26.71	4	27.82	12	54.53 Q
6	13	9100195	GARDNER Darren	CAN	1990	28.30	14	26.25	1	54.55 Q
7	11	1094969	YANKOV Radoslav	BUL	1990	28.65	17	26.36	3	55.01 Q
8	19	9480382	KHURAMSHIN Vladislav	RUS	1995	28.25	13	27.25	6	55.50 Q
9	15	9690065	ALEKSANDROVSKYY Roman	UKR	1994	28.07	10	27.44	9	55.51 Q
10	8	9430012	GASIENICA-DANIEL Andrzej	POL	1987	27.72	7	27.89	13	55.61 Q
11	24	9480102	PEPELYAEV Andrey	RUS	1989	27.40	6	28.80	16	56.20 Q
12	16	9700022	BACO Matej	SVK	1992	28.06	9	28.56	14	56.62 Q
13	7	9320039	GIM Yong-Hyeon	KOR	1991	28.14	11	28.74	15	56.88 Q
14	3	9430050	BOM Oskar	POL	1990	29.47	19	27.42	8	56.89 Q
15	9	9510070	VAN WIJNKOOP David	SUI	1988	29.52	20	27.63	10	57.15 Q
16	4	9100394	VACHON Olivier	CAN	1994	28.21	12	29.32	18	57.53 Q
17	20	9690061	BIHUS Taras	UKR	1993	28.66	18	29.27	17	57.93
18	18	9480370	NALIVAYKO Andrey	RUS	1995	28.61	16	30.29	20	58.90
19	6	9050029	KISLINGER Sebastian	AUT	1988	25.63	1	33.56	28	59.19
20	5	9430047	KOWALCZYK Tomasz	POL	1990	32.66	25	26.57	4	59.23
21	17	9100570	LEFEBVRE Jules	CAN	1996	30.31	22	29.90	19	1:00.21
22	27	1524973	GUZELTAN Ibrahim Ali	TUR	1994	29.92	21	30.40	21	1:00.32
23	28	9690081	HULIY Yevheniy	UKR	1996	30.58	23	30.88	24	1:01.46
24	31	9670014	YEGORENKO Dmitriy	KAZ	1996	31.58	24	30.67	23	1:02.25
25	21	1524976	POLAT Hamza	TUR	1996	33.95	26	30.41	22	1:04.36
26	26	9690100	KARPOV Anton	UKR	1997	35.97	28	30.97	25	1:06.94
27	22	9400058	BOOM DE Lars	NED	1994	34.12	27	33.02	27	1:07.14
28	30	1554939	ABLAZHEVICHS Andris	LAT	1992	36.34	29	31.18	26	1:07.52
29	23	9150026	JELINEK Albert	CZE	1990	28.55	15	47.03	29	1:15.58
	29	1554966	BLUMBERGS Ansis	LAT	1993			DSQ		DSQ
	25	9670015	ZAVARZIN Yegor	KAZ	1995			DSQ		DSQ

LEGEND

DSQ Disqualified Q Qualified Rk Rank YB Year of birth

Timing and Results provided by  TISSOT



WINTER
UNIVERSIADE
GRANADA 2015



RESULT BOOK

SNOWBOARDING

Men's Slopestyle



Entry List By Event

As of 13 FEB 2015

Number of Competitors: 17, Number of Countries: 8

Ctry	Fis Code	Name	FIS Points	Rank	Date of Birth
CZE - Czech Republic	9150120	HORAK Petr	160.00	49	7 SEP 1991
	9150083	MIKYSKA Martin	85.00	94	3 FEB 1994
<i>Total of 2 CZE competitors</i>					
EST - Estonia	1394968	BACHMANN Madis	0.00	999	17 OCT 1990
	9390006	GRIGORJEV Kaspar	0.00	999	27 NOV 1991
<i>Total of 2 EST competitors</i>					
FRA - France	9190296	CUNY Matteo	53.20	136	22 FEB 1996
	9190344	DUNAUX Benjamin	4.20	413	10 MAR 1987
	9190179	PALLADIO Nicolas	20.70	251	31 MAY 1994
	9190258	REVERSADE Cesar	73.60	109	14 NOV 1994
<i>Total of 4 FRA competitors</i>					
ITA - Italy	9290170	ARNAUD Fabrizio	0.00	999	17 SEP 1992
<i>Total of 1 ITA competitor</i>					
POL - Poland	9430064	JANOSZ Piotr	27.40	216	23 APR 1988
<i>Total of 1 POL competitor</i>					
RUS - Russian Federation	9480456	MATVEEV Mikhail	114.40	70	22 MAY 1996
	9480133	MINDRUL Dmitry	3.04	439	10 JUL 1991
<i>Total of 2 RUS competitors</i>					
SVK - Slovakia	9700031	DOLNIK Matej	72.00	110	18 MAY 1991
<i>Total of 1 SVK competitor</i>					
USA - United States of America	9531270	BIGLEY Max	0.00	999	5 MAR 1992
	9530049	BLACK Jake	0.00	999	24 MAY 1988
	9531269	COOPER Cody	0.00	999	2 MAR 1994
	9530870	WANDLING Billy	24.00	234	16 JUN 1992
<i>Total of 4 USA competitors</i>					



Medallists

Medal	Name	Ctry
GOLD	HORAK Petr	CZE
SILVER	JANOSZ Piotr	POL
BRONZE	MIKYSKA Martin	CZE



Start List

Jury			Technical Data	
FISU Technical Delegate:	SUNDEKVIST Ola	SWE	Course Name:	Slopestyle Men
Chief of Competition:	RINCON Francisco	ESP	Start Altitude:	2582m
Head Judge:	MUNZ Stefan	GER	Finish Altitude:	2420m
Technical Delegate:	DVORAKOVA Lenka	CZE	Vertical Drop:	162m
Officials			Course Length:	710m
Chief of Course:	CASTRO Ricardo	ESP	Number of Jump Features:	3
FIS Race Director:	SUNDEKVIST Ola	FIS	Number of Jibbing Features:	3
Assistant FIS TD:	BERGSTROEM Fredrik	SWE	Forerunners	
Judge 1:	HEINRICH Oliver	ESP	F1 -	
Judge 2:	SILEC Ales	SLO	F2 -	
Judge 3:	IVANOV Ivan	BUL	F3 -	
Judge 4:	WILLINER Stefan	SUI	F4 -	
Judge 5:	SUCHANOVA Klara	CZE		
Judge 6:	GRAMSCH Tobias	GER		

Number of Competitors: 17, Number of Countries: 8

Start Order	Bib	FIS Code	Name	Ctry Code	YB	Run	J1	J2	J3	J4	J5	J6	Score	Best Score	Tie	Race Points
1	1	9480456	MATVEEV Mikhail	RUS	1996	Run 1										
						Run 2										
2	2	9531270	BIGLEY Max	USA	1992	Run 1										
						Run 2										
3	3	9530870	WANDLING Billy	USA	1992	Run 1										
						Run 2										
4	4	9531269	COOPER Cody	USA	1994	Run 1										
						Run 2										
5	5	9150083	MIKYSKA Martin	CZE	1994	Run 1										
						Run 2										
6	6	9700031	DOLNIK Matej	SVK	1991	Run 1										
						Run 2										
7	7	9530049	BLACK Jake	USA	1988	Run 1										
						Run 2										
8	8	9480133	MINDRUL Dmitry	RUS	1991	Run 1										
						Run 2										
9	9	9190296	CUNY Matteo	FRA	R	1996	Run 1									
						Run 2										
10	10	1394968	BACHMANN Madis	EST	1990	Run 1										
						Run 2										
11	11	9190179	PALLADIO Nicolas	FRA	R	1994	Run 1									
						Run 2										
12	12	9150120	HORAK Petr	CZE	1991	Run 1										
						Run 2										
13	13	9390006	GRIGORJEV Kaspar	EST	1991	Run 1										
						Run 2										
14	14	9430064	JANOSZ Piotr	POL	1988	Run 1										
						Run 2										
15	15	9190344	DUNAUX Benjamin	FRA	1987	Run 1										
						Run 2										

Timing and Results provided by 




Results

Jury			Technical Data		
FISU Technical Delegate:	SUNDEKVIST Ola	SWE	Course Name:	Slopestyle Men	
Chief of Competition:	RINCON Francisco	ESP	Start Altitude:	2582m	
Head Judge:	MUNZ Stefan	GER	Finish Altitude:	2420m	
Technical Delegate:	DVORAKOVA Lenka	CZE	Vertical Drop:	162m	
Officials			Course Length:	710m	
Chief of Course:	CASTRO Ricardo	ESP	Number of Jump Features:	3	
FIS Race Director:	SUNDEKVIST Ola	FIS	Number of Jibbing Features:	3	
Assistant FIS TD:	BERGSTROEM Fredrik	SWE	Forerunners		
Judge 1:	HEINRICH Oliver	AUT	F1 -		
Judge 2:	SILEC Ales	SLO	F2 -		
Judge 3:	IVANOV Ivan	BUL	F3 -		
Judge 4:	WILLINER Stefan	SUI	F4 -		
Judge 5:	SUCHANOVA Klara	CZE			
Judge 6:	GRAMSCH Tobias	GER			

Number of Competitors: 17, Number of Countries: 8

Rank	Bib	FIS Code	Name	Ctry Code	YB	Run	J1	J2	J3	J4	J5	J6	Score	Best Score	Tie	Race Points
RESULTS FROM FINAL																
1	12	9150120	HORAK Petr	CZE	1991	Run 1	86	90	93	93	90	90.75	92.00			100.00
						Run 2	90	92	92	94	95	89	92.00			
2	14	9430064	JANOSZ Piotr	POL	1988	Run 1	65	70	74	68	68	75	70.00	87.75		80.00
						Run 2	88	79	88	89	88	87	87.75			
3	5	9150083	MIKYSKA Martin	CZE	1994	Run 1	72	82	85	86	80	82	82.25	82.25		60.00
						Run 2	68	75	74	70	77	84	74.00			
4	1	9480456	MATVEEV Mikhail	RUS	1996	Run 1	75	74	75	83	85	85	79.50	79.50		50.00
						Run 2	38	47	41	39	48	55	43.75			
5	9	9190296	CUNY Matteo	FRA	R 1996	Run 1	62	64	80	78	70	72	71.00	71.00		45.00
						Run 2	32	25	36	36	33	39	34.25			
6	7	9530049	BLACK Jake	USA	1988	Run 1	68	66	65	74	75	78	70.75	70.75		40.00
						Run 2	18	23	30	24	17	27	23.00			
7	6	9700031	DOLNIK Matej	SVK	1991	Run 1	14	18	25	22	30	30	23.75	57.25		36.00
						Run 2	48	49	59	56	65	70	57.25			
8	15	9190344	DUNAUX Benjamin	FRA	1987	Run 1	58	54	50	48	55	65	54.25	54.25		32.00
						Run 2	2	3	14	3	7	10	5.75			
9	3	9530870	WANDLING Billy	USA	1992	Run 1	50	50	55	51	52	60	52.00	52.00		29.00
						Run 2	41	51	39	44	55	52	47.00			
10	13	9390006	GRIGORJEV Kaspar	EST	1991	Run 1	8	6	15	8	15	25	11.50	46.50		26.00
						Run 2	40	39	56	49	53	44	46.50			
11	2	9531270	BIGLEY Max	USA	1992	Run 1	44	40	35	40	50	45	42.25	42.25		24.00
						Run 2	23	27	26	24	27	22	25.00			
12	11	9190179	PALLADIO Nicolas	FRA	R 1994	Run 1	33	36	37	26	40	48	36.50	36.50		22.00
						Run 2	24	17	21	15	24	18	20.00			
13	10	1394968	BACHMANN Madis	EST	1990	Run 1	31	30	40	38	35	50	36.00	36.00		20.00
						Run 2	27	24	34	21	28	24	25.75			
14	4	9531269	COOPER Cody	USA	1994	Run 1	11	10	20	12	20	20	15.75	35.00		18.00
						Run 2	33	21	45	33	45	29	35.00			
15	17	9290170	ARNAUD Fabrizio	ITA	1992	Run 1	5	4	13	3	8	18	7.50	32.50		16.00
						Run 2	28	29	49	40	30	31	32.50			

Timing and Results provided by  TISSOT




Results

Rank	Bib	FIS Code	Name	Ctry Code	YB	Run	J1	J2	J3	J4	J5	J6	Score	Best Score	Tie	Race Points
16	8	9480133	MINDRUL Dmitry	RUS	1991	Run 1	28	26	23	30	25	40	27.25	27.25		
						Run 2	24	15	19	18	26	19	20.00			
	16	9190258	REVERSADE Cesar	FRA	1994	Run 1							DNS	DNS		
						Run 2							DNS			

LEGEND

DNS Did Not Start **J** Judge **R** Regular **YB** Year of birth

Timing and Results provided by  **TISSOT**



Official Communication

Sierra Nevada - Snow Fall

Item: 1

Summary:

Nighttime snowfall on 3rd of Feb led to the cancellation of today's program (4th Feb)

Details:

Universiade 2015 / Snowboard Cross
February 4th, 2014.

Official Communication

Due to the heavy snowfall, today's program is CANCELLED.

Today's (4th Feb) TCM at 13:30 (CET) took place at 9:30 (CET).

Official draw has been done. Start lists are available at the race office in Sierra Nevada and will be available on the INFO system
Bibs to be picked up at race office in Sierra Nevada from 7:00 (CET) on 5th Feb.

The new program for Snowboard Cross is now as follows:

Feb 05 10:00-10:15 Inspection

Feb 05 10:30 – 11:30 Training

Feb 05 11:45 Start time for the qualifications

Issued by: Ola Sundekvist
Time: 18:45
Date: 4 Feb 2015

This decision affects:

Results	<input type="checkbox"/>
Schedule	<input checked="" type="checkbox"/>
Other	<input type="checkbox"/>



Official Communication

Sierra Nevada – Strong Wind

Item: 2

Summary:

Strong wind on mountain led to the decision that the Snowboard Cross Qualifications will be postponed until tomorrow (6th Feb).

Details:

Universiade 2015 / Snowboard Cross
February 5th, 2015

Official Communication:

Due to strong wind, the Snowboard Cross Qualification will be postponed until tomorrow (6th Feb).

Official draw has been done and Start lists are available on the INFO system.
Bibs can be picked up at Race Office in Sierra Nevada from 7:00 (CET)

The new program for Snowboard cross is:
Inspection: 09.00 – 09.20
Training: 09.30 – 10.30
Start time Qualification: 10.45

FINALS SNOWBOARD CROSS
Start time: 13.00

New program for Training Snowboard Halfpipe:
09.00 – 11.00
13.00 – 15.00

Issued by: Ola Sundekvist
Time: 12:43
Date: 5 Feb 2015

This decision affects: Results
Schedule
Other



Official Communication

Sierra Nevada – Snow Fall

Item: 3

Summary:

Nighttime snowfall

Details:

Universiade 2015 / Snowboard Slopestyle

Official Communication

Due to the heavy snowfall overnight, today's qualifications have been CANCELLED.
Based on the number of entries, the program has been adapted for February 13th.

The new program schedule is as follows:

SNOWBOARD

Today's Slopestyle training Cancelled

Tomorrow program for Slopestyle: 9:00-11:00 training; 12:00-13:40 training for finals; 14:00 finals;

Feb 13

14:00 Ladies' Slopestyle Finals Run 1

14:37 Men's Slopestyle Finals Run 1

15:15 Ladies' Slopestyle Finals Run 2

15:52 Men's Slopestyle Finals Run 2

Issued by: Ola Sundekvist, FISU TD

Time: 13:08

Date: 12 Feb 2015

This decision affects:

Results	<input type="checkbox"/>
Schedule	<input checked="" type="checkbox"/>
Other	<input type="checkbox"/>