





Game Results



Sheet	Game	Team	LSFE	1	2	3	4	5	6	7	8	9	10	Extra Ends	Total
C	9	JPN - Japan	*	1	0	0	0	1	0	0	0	0	X		2
	9	GBR - United Kingdom		0	1	1	0	0	0	0	3	1	X		6

JPN - Japan		Game Accuracy
4 S	MINAMI Mayu	66 %
3 V	KITAGUCHI Mizuki	64 %
2	NATSUIZAKA Mayu	79 %
1	IKAWA Mari	69 %
A	MOCHIZUKI Kotomi	- %
Team Total		70 %

Last Stone Draw: 50.7cm 0.0cm  KITAGUCHI M
50.7cm  MINAMI M

Time remaining: 8 minutes 53 seconds

GBR - United Kingdom		Game Accuracy
4 S	SMITH Hazel	88 %
3 V	RITCHIE Laura	76 %
2	HALLIDAY Rachael	69 %
1	MORTON Heather	56 %
A	WARD Angharad	- %
Team Total		72 %

Last Stone Draw: 203.9cm 51.2cm  SMITH H
152.7cm  MORTON H

Time remaining: 7 minutes 22 seconds

NOTES

Team position and functions are attached to each team member's name as follows:
4 = Fourth, 3 = Third, 2 = Second, 1 = Lead, A = Alternate, S = Skip, V = Vice-Skip

LEGEND

LSFE (*) Last stone first end X Unplayed/unfinished end due to concession