



WINTER
UNIVERSIADE
ŠTRBSKÉ PLESO/OSRBLIE
NORDIC SKIING & BIATHLON
2015



RESULT BOOK

CROSS COUNTRY



	Cross Country Skiing	1
1	Table of Contents	2
2	Competition Schedule	4
3	Number of Entries by Country	5
4	Medallists by Event	6
5	Medal Standings	7
6	Ladies' Sprint Free	8
6.1	Result List	9
6.2	Results Bracket	11
6.3	Medallists	12
6.4	Qualification	13
6.4.1	Start List	13
6.4.2	Result List	15
7	Ladies' 5km Classic	17
7.1	Start List	18
7.2	Result List	20
7.3	Medallists	22
8	Ladies' Relay 3 x 5km	23
8.1	Start List	24
8.2	Result List	26
8.3	Medallists	28
9	Ladies' 15km Free Mass Start	29
9.1	Start List	30
9.2	Result List	31
9.3	Medallists	33
10	Men's Sprint Free	34
10.1	Result List	35
10.2	Results Bracket	38
10.3	Medallists	39
10.4	Qualification	40
10.4.1	Start List	40
10.4.2	Result List	42
11	Men's 10km Classic	44
11.1	Start List	45
11.2	Result List	47
11.3	Medallists	50
12	Men's Relay 4 x 7.5km	51
12.1	Start List	52
12.2	Result List	54
12.3	Medallists	57



13	Men's 30km Free Mass Start	58
13.1	Start List	59
13.2	Result List	61
13.3	Medallists	63
14	Mixed Team Sprint Classic	64
14.1	Result List	65
14.2	Results Bracket	68
14.3	Medallists	69



Competition Schedule

REVISED
26 JAN 09:25


As of MON 26 JAN 2015

Date	Start Time	Event
SUN 25 JAN	10:00	Ladies' Individual Sprint Free Qualification
	10:30	Men's Individual Sprint Free Qualification
	12:00	Ladies' Individual Sprint Free Quarterfinals
	12:25	Men's Individual Sprint Free Quarterfinals
	12:50	Ladies' Individual Sprint Free Semifinals
	13:01	Men's Individual Sprint Free Semifinals
	13:13	Ladies' Individual Sprint Free Finals
	13:19	Men's Individual Sprint Free Finals
MON 26 JAN	10:00	Mixed Team Sprint Classic Semifinal A
	10:25	Mixed Team Sprint Classic Semifinal B
	12:30	Mixed Team Sprint Classic Final
WED 28 JAN	10:00	Ladies' 5 km Classic
	11:30	Men's 10 km Classic
FRI 30 JAN	10:00	Ladies' Relay 3x5 km
	12:00	Men's Relay 4x7,5 km
SAT 31 JAN	12:00	Ladies' 15 km, Mass Start Free
SUN 01 FEB	10:00	Men's 15 km, Mass Start Free

NOTE

Schedule is subject to change

revised competition Men Relay 4x7.5km

Timing and Results provided by  **TISSOT**



Number of Entries by Country

As of MON 26 JAN 2015

Country	Men	Ladies	Total
AUS - Australia	3	2	5
AUT - Austria	3		3
BLR - Belarus	1	1	2
CAN - Canada	1		1
CHN - People's Republic of China	3	3	6
CZE - Czech Republic	6	4	10
ESP - Spain	1		1
EST - Estonia	4		4
FIN - Finland	2	4	6
FRA - France	4	3	7
GBR - United Kingdom		1	1
GER - Germany	4	1	5
HUN - Hungary	1		1
ITA - Italy	4		4
JPN - Japan	4	3	7
KAZ - Kazakhstan	8	8	16
KOR - Republic of Korea	8	6	14
LAT - Latvia		2	2
LTU - Lithuania	3		3
MGL - Mongolia	4	2	6
NOR - Norway	5	3	8
POL - Poland	6	7	13
RUS - Russian Federation	8	8	16
SUI - Switzerland	5	2	7
SVK - Slovakia	6	3	9
TUR - Turkey	2	2	4
UKR - Ukraine	8	7	15
USA - United States of America	8	5	13
Total: 28	112	77	189



Medallists by Event

As of SUN 1 FEB 2015 at 12:10

AFTER 9 OF 9 EVENTS

Event Name	Date	Medal	Name	Country Code
Men Mass Start 30.0 km	SUN 1 FEB	GOLD	LARKOV Andrey	RUS
		SILVER	SHAKIRZIANOV Raul	RUS
		BRONZE	NIKOLAEV Artem	RUS
Ladies Mass Start 15.0 km	SAT 31 JAN	GOLD	SLONOVA Anastassiya	KAZ
		SILVER	NIKOLAEVA Svetlana	RUS
		BRONZE	MARCISZ Ewelina	POL
Men 4 x 7.5 km Classic/Free Relay	FRI 30 JAN	GOLD	FELLER Andrey NIKOLAEV Artem SHAKIRZIANOV Raul LARKOV Andrey	RUS
		SILVER	MALYSHEV Alexandr VELICHKO Yevgeniy BONDARENKO Yevgeniy STAROSTIN Mark	KAZ
		BRONZE	KORDAC Jacob FELLNER Adam GRAF Jakub MAKA Daniel	CZE
Ladies 3 x 5 km Classic/Free Relay	FRI 30 JAN	GOLD	USATOVA Oxana KARKINA Viktoria NIKOLAEVA Svetlana	RUS
		SILVER	STOYAN Anna LANCHAKOVA Viktoriya SLONOVA Anastassiya	KAZ
		BRONZE	PESSEY Iris DEVAUX Julia BUILLET Marion	FRA
Men 10.0 km Individual Classic	WED 28 JAN	GOLD	FELLER Andrey	RUS
		SILVER	NIKOLAEV Artem	RUS
		BRONZE	GONTAR Valeriy	RUS
Ladies 5.0 km Individual Classic	WED 28 JAN	GOLD	USATOVA Oxana	RUS
		SILVER	SLONOVA Anastassiya	KAZ
		BRONZE	VASILIEVA Lilia	RUS
Mixed Team Sprint Final	MON 26 JAN	GOLD	GAFAROV Anton NIKOLAEVA Svetlana	RUS
		SILVER	SHAKIRZIANOV Raul POVOLIAEVA Anna	RUS
		BRONZE	SRAIL Jan GROHOVA Karolina	CZE
Men 1.6 km Sprint Free	SUN 25 JAN	GOLD	LARKOV Andrey	RUS
		SILVER	GAFAROV Anton	RUS
		BRONZE	SHAKIRZIANOV Raul	RUS
Ladies 1.4 km Sprint Free	SUN 25 JAN	GOLD	SLONOVA Anastassiya	KAZ
		SILVER	MARCISZ Ewelina	POL
		BRONZE	NIKOLAEVA Svetlana	RUS



Medal Standing

As of SUN 1 FEB 2015 at 12:11

AFTER 9 OF 9 EVENTS

Rank	Country	Men				Ladies				Mixed				Total				Rank by Total
		G	S	B	Tot	G	S	B	Tot	G	S	B	Tot	G	S	B	Tot	
1	RUS - Russian Federation	4	3	3	10	2	1	2	5	1	1		2	7	5	5	17	1
2	KAZ - Kazakhstan		1		1	2	2		4					2	3		5	2
3	POL - Poland						1	1	2						1	1	2	=3
4	CZE - Czech Republic			1	1							1	1			2	2	=3
5	FRA - France							1	1							1	1	5
	Total:	4	4	4	12	4	4	4	12	1	1	1	3	9	9	9	27	

LEGEND


= Equal sign indicates that two or more NOCs share the same rank by total

S Silver

B Bronze

G Gold

Tot Total

Timing and Results provided by  **TISSOT**



WINTER
UNIVERSIADE
ŠTRBSKÉ PLESO/OSRBLIE
NORDIC SKIING & BIATHLON
2015



RESULT BOOK

CROSS COUNTRY



SUN 25 JAN 2015

Start Time 12:00 / End Time 13:19

Results

Jury Information				Course Information			
FIS Technical Delegate	VODRAZKA Jakub (CZE)			Name:	Sprint		
FISU Race Director	KIELPINSKA Zofia (POL)			Height Difference (HD):	22 m		
FIS Assistant Technical Delegate	HECICO Emil (ROU)			Maximum Climb (MC):	17 m		
Assistant TD Nat.	DURCO Peter (SVK)			Total Climb (TC):	42 m		
Chief of Competition	SERFEL Michal (SVK)			Length of Lap:	1400 m		
				Number of Laps:	1		

Rank	Bib	Name	Country Code	Qualif. Time	QF-1	QF-2	QF-3	QF-4	QF-5	SF-1	SF-2	Final Heat
------	-----	------	--------------	--------------	------	------	------	------	------	------	------	------------

Final

1	7	SLONOVA Anastasiya	KAZ	3:14.00 (7)		+0.71(2)				+0.93(2)		3:22.75(1)
2	1	MARCISZ Ewelina	POL	3:07.41 (1)	3:22.06(1)					3:22.33(1)		+0.18(2)
3	9	NIKOLAEVA Svetlana	RUS	3:14.96 (9)				+0.59(2)			+0.13(PF3)	+0.42(PF3)
4	13	BUILLET Marion	FRA	3:17.32 (13)					3:20.87(1)		+0.48(4)	+0.48(PF4)
5	3	GROHOVA Karolina	CZE	3:10.58 (3)					+0.48(2)		3:18.56(1)	+3.97(5)
6	6	NURMI Leena	FIN	3:13.84 (6)			+0.07(PF2)				+0.11(PF2)	+4.99(6)

Semifinals

7	14	VASILIEVA Lilia	RUS	3:17.76 (14)		3:23.09(1)				+1.83(3)		
8	11	YEATON Jessica	AUS	3:15.72 (11)	+1.93(2)					+3.36(4)		
9	2	POVOLIAEVA Anna	RUS	3:09.17 (2)				3:21.28(1)			+0.75(5)	
10	15	PAJUNOJA Maaret	FIN	3:17.84 (15)			+1.14(3)			+8.23(5)		
11	5	SCHUETZOVA Sandra	CZE	3:12.47 (5)		3:21.32(PF1)				+17.36(6)		
12	8	ANTSYBOR Maryna	UKR	3:14.95 (8)					+0.57(3)		+3.57(6)	

Quarterfinals

13	4	SERDYUK Kateryna	UKR	3:12.43 (4)		+1.20(3)						
14	10	MARCISZ Marcela	POL	3:15.60 (10)	+2.70(3)							
15	19	STIFFLER Tatjana	SUI	3:19.40 (19)				+1.42(3)				
16	12	LETOCHA Urszula	POL	3:16.29 (12)				+1.87(4)				
17	16	USATOVA Oxana	RUS	3:17.87 (16)			+1.95(4)					
18	17	KARKINA Viktoriia	RUS	3:18.14 (17)		+1.58(4)						
19	20	MORDASKA Justyna	POL	3:19.51 (20)	+4.12(4)							
20	23	KLEMENTOVA Barbora	SVK	3:22.48 (23)					+10.36(4)			
21	21	KVARATSKHELIA Lali	RUS	3:20.67 (21)	+4.98(5)							
22	22	BEROUSKOVA Katerina	CZE	3:22.25 (22)				+2.87(5)				
23	24	OSSIPOVA Tatyana	KAZ	3:23.86 (24)		+7.73(5)						
24	25	DEVAUX Julia	FRA	3:24.24 (25)			+2.59(5)					
25	28	ROIVAS Kati	FIN	3:29.11 (28)					+15.36(5)			
26	18	LANCHAKOVA Viktoriya	KAZ	3:18.47 (18)					+39.23(6)			
27	26	KLACLOVA Sarka	CZE	3:24.97 (26)			+7.96(6)					
28	27	TAKIZAWA Kozue	JPN	3:28.93 (27)		+22.35(6)						
29	29	SHATALOVA Oksana	UKR	3:29.18 (29)				+19.24(6)				
30	30	CARLEN Chantal	SUI	3:29.99 (30)	+17.17(6)							

Qualification

31		EBEL Tamara	KAZ	3:30.11 (31)								
32		TANAKA Yukari	JPN	3:30.72 (32)								
33		HUGHES Fiona-Elizabeth	GBR	3:33.32 (33)								
34		SEGEKOVA Eva	SVK	3:33.38 (34)								
35		TRNKA Anna	AUS	3:34.23 (35)								
36		OLEKH Viktoriia	UKR	3:35.77 (36)								
37		EBEL Valentina	KAZ	3:35.85 (37)								
38		ANDRIEIEVA Oleksandra	UKR	3:36.07 (38)								
39		NASYKO Mariia	UKR	3:36.23 (39)								
40		HRAKOVICH Yana	BLR	3:38.09 (40)								
41		JECH Sierra	USA	3:39.06 (41)								
42		OHDAIRA Maki	JPN	3:39.71 (42)								
43		SULSER Elise	USA	3:41.02 (43)								
44		CHEN Xu	CHN	3:44.29 (44)								
45		KARADEMIR Yonca	TUR	3:46.92 (45)								
46		ARIUNTINGALAG Enkhbayar	MGL	3:52.98 (46)								
47		HAO Ri	CHN	3:54.37 (47)								
48		ZHANG Xue	CHN	3:54.39 (48)								



Results

Rank	Bib	Name	Country Code	Qualif. Time	QF-1	QF-2	QF-3	QF-4	QF-5	SF-1	SF-2	Final Heat
49		SCHMIDT Catherine	USA	3:54.66 (49)								
50		THOMAS Yara	USA	3:58.98 (50)								
51		CHOE Shin-ae	KOR	4:00.66 (51)								
52		SCHROETER Britta	USA	4:01.95 (52)								
53		LEE Yeong-Ae	KOR	4:02.87 (53)								
54		KOVALOVA Natalija	LAT	4:03.35 (54)								
55		KHALIUNAA Jadambaa	MGL	4:09.67 (55)								
56		KOVALOVA Olga	LAT	4:12.72 (56)								
57		TURAN Leyla	TUR	4:18.72 (57)								
58		SHIN Ji-Soo	KOR	4:25.74 (58)								
59		CHA I-re	KOR	4:28.65 (59)								

Weather	Snow Condition	Temperatures		Competitors / Ctrys				
		Air	Snow	Entries	Ranked	DNS	DNF	DSQ
Snow	Packed	-4,0°C	-4,0°C	59/19	59/19	0/0	0/0	0/0

FIS Technical Delegate: VODRAZKA Jakub (CZE)	Race Secretary: JANCIK Matus (SVK)
--	--

LEGEND

DNF	Did Not Finish	DNS	Did Not Start	DSQ	Disqualified	PF	Photo Finish	QF-1	Quarter Final 1
QF-2	Quarter Final 2	QF-3	Quarter Final 3	QF-4	Quarter Final 4	QF-5	Quarter Final 5	SF-1	Semi Final 1
SF-2	Semi Final 2								



SUN 25 JAN 2015

Start Time 12:00

Results Bracket

Jury Information		Course Information	
FIS Technical Delegate	VODRAZKA Jakub (CZE)	Name:	Sprint
FISU Race Director	KIELPINSKA Zofia (POL)	Height Difference (HD):	22 m
FIS Assistant Technical Delegate	HECICO Emil (ROU)	Maximum Climb (MC):	17 m
Assistant TD Nat.	DURCO Peter (SVK)	Total Climb (TC):	42 m
Chief of Competition	SERFEL Michal (SVK)	Length of Lap:	1400 m
		Number of Laps:	1

Quarterfinal

Semifinal

Final

Heat 1	12:00:00	3:22.06
1	MARCISZ E. (POL)	0.00
11	YEATON J. (AUS)	+1.93
10	MARCISZ M. (POL)	+2.70
20	MORDASKA J. (POL)	+4.12
21	KVARATSKHELIA L. (RUS)	+4.98
30	CARLEN C. (SUI)	+17.17

Heat 2	12:05:00	3:23.09
14	VASILIEVA L. (RUS)	0.00
7	SLONOVA A. (KAZ)	+0.71
4	SERDYUK K. (UKR)	+1.20
17	KARKINA V. (RUS)	+1.58
24	OSSIPOVA T. (KAZ)	+7.73
27	TAKIZAWA K. (JPN)	+22.35

Heat 3	12:10:00	3:21.32
PF 5	SCHUETZOVA S. (CZE)	0.00
PF 6	NURMI L. (FIN)	+0.07
15	PAJUNOJA M. (FIN)	+1.14
16	USATOVA O. (RUS)	+1.95
25	DEVAUX J. (FRA)	+2.59
26	KLACLOVA S. (CZE)	+7.96

Heat 4	12:15:00	3:21.28
2	POVOLIAEVA A. (RUS)	0.00
9	NIKOLAEVA S. (RUS)	+0.59
19	STIFFLER T. (SUI)	+1.42
12	LETOCHA U. (POL)	+1.87
22	BEROUSKOVA K. (CZE)	+2.87
29	SHATALOVA O. (UKR)	+19.24

Heat 5	12:20:00	3:20.87
13	BUILLET M. (FRA)	0.00
3	GROHOVA K. (CZE)	+0.48
8	ANTSYBOR M. (UKR)	+0.57
23	KLEMENTOVA B. (SVK)	+10.36
28	ROIVAS K. (FIN)	+15.36
18	LANCHAKOVA V. (KAZ)	+39.23

Heat 1	12:50:30	3:22.33
1	MARCISZ E. (POL)	0.00
7	SLONOVA A. (KAZ)	+0.93
14	VASILIEVA L. (RUS)	+1.83
11	YEATON J. (AUS)	+3.36
15	PAJUNOJA M. (FIN)	+8.23
5	SCHUETZOVA S. (CZE)	+17.36

Heat 2	12:56:00	3:18.56
3	GROHOVA K. (CZE)	0.00
PF 6	NURMI L. (FIN)	+0.11
PF 9	NIKOLAEVA S. (RUS)	+0.13
13	BUILLET M. (FRA)	+0.48
2	POVOLIAEVA A. (RUS)	+0.75
8	ANTSYBOR M. (UKR)	+3.57

Final Heat	13:13:00	3:22.75
7	SLONOVA A. (KAZ)	0.00
1	MARCISZ E. (POL)	+0.18
PF 9	NIKOLAEVA S. (RUS)	+0.42
PF 13	BUILLET M. (FRA)	+0.48
3	GROHOVA K. (CZE)	+3.97
6	NURMI L. (FIN)	+4.99

Progression rule

The best actual heat times are used to select who will advance from the 3rd and 4th places (Lucky Losers).

LEGEND

LL Lucky Loser PF Photo Finish



Medallists

Medal	Name	Country
GOLD	SLONOVA Anastasiya	KAZ - Kazakhstan
SILVER	MARCISZ Ewelina	POL - Poland
BRONZE	NIKOLAEVA Svetlana	RUS - Russian Federation

LEGEND

Country Country Code



SUN 25 JAN 2015

Start Time 10:00

Start List

REVISED
27 JAN 17:56

Jury Information		Course Information	
FIS Technical Delegate	VARESCO Elisa (ITA)	Name:	Sprint 1.4 km
FISU Race Director	KIELPINSKA Zofia (POL)	Height Difference (HD):	22 m
FIS Assistant Technical Delegate	HECICO Emil (ROU)	Maximum Climb (MC):	17 m
Assistant TD National	DURCO Peter (SVK)	Total Climb (TC):	42 m
Chief of Competition	SERFEL Michal (SVK)	Length of Lap:	1400 m
Race Secretary	JANCIK Matus (SVK)	Number of Laps:	1

Number of Competitors: 59, Number of Countries: 19

Bib	FIS Code	Name	Country Code	FIS Sprint Points	Start	Remarks
1	3485283	NIKOLAEVA Svetlana	RUS	54.40	10:00:15	
2	3195113	BUILLET Marion	FRA	60.06	10:00:30	
3	3485370	POVOLIAEVA Anna	RUS	65.09	10:00:45	
4	3515112	STIFFLER Tatjana	SUI	68.97	10:01:00	
5	3486003	VASILIEVA Lilia	RUS	77.54	10:01:15	
6	3485336	USATOVA Oxana	RUS	80.37	10:01:30	
7	3155111	GROHOVA Karolina	CZE	82.16	10:01:45	
8	3435098	MARCISZ Ewelina	POL	90.83	10:02:00	
9	3185442	NURMI Leena	FIN	93.71	10:02:15	
10	3485932	KVARATSKHELIA Lali	RUS	102.89	10:02:30	
11	3155186	SCHUETZOVA Sandra	CZE	117.12	10:02:45	
12	3045076	YEATON Jessica	AUS	127.03	10:03:00	
13	3435133	LETOCHA Urszula	POL	139.36	10:03:15	
14	3435037	MARCISZ Marcela	POL	141.12	10:03:30	
15	3675019	SLONOVA Anastassiya	KAZ	146.08	10:03:45	
16	3695022	SERDYUK Kateryna	UKR	155.95	10:04:00	
17	3675010	LANCHAKOVA Viktoriya	KAZ	158.82	10:04:15	
18	3695016	ANTSYBOR Maryna	UKR	161.51	10:04:30	
19	3485578	KARKINA Viktoria	RUS	168.71	10:04:45	
20	3705041	KLEMENTOVA Barbora	SVK	168.82	10:05:00	
21	3665025	HRAKOVICH Yana	BLR	175.38	10:05:15	
22	3305193	TAKIZAWA Kozue	JPN	197.05	10:05:30	
23	3435058	MORDASKA Justyna	POL	199.83	10:05:45	
24	3695041	SHATALOVA Oksana	UKR	220.97	10:06:00	
25	3675007	OSSIPOVA Tatyana	KAZ	221.29	10:06:15	
26	3225006	HUGHES Fiona-Elizabeth	GBR	223.71	10:06:30	
27	3185305	PAJUNOJA Maaret	FIN	225.66	10:06:45	
28	3155282	KLACLOVA Sarka	CZE	227.10	10:07:00	
29	3185497	ROIVAS Kati	FIN	231.32	10:07:15	
30	3045066	TRNKA Anna	AUS	234.47	10:07:30	
31	3305194	TANAKA Yukari	JPN	237.99	10:07:45	
32	3675043	EBEL Valentina	KAZ	246.13	10:08:00	
33	3515166	CARLEN Chantal	SUI	260.27	10:08:15	
34	3675044	EBEL Tamara	KAZ	270.95	10:08:30	
35	3195138	DEVAUX Julia	FRA	272.33	10:08:45	
36	3305212	OHDAIRA Maki	JPN	275.56	10:09:00	
37	3705042	SEGECOVA Eva	SVK	279.72	10:09:15	
38	3555025	KOVALOVA Natalija	LAT	380.79	10:09:30	
39	3695066	NASYKO Mariia	UKR	389.97	10:09:45	
40	3125089	HAO Ri	CHN	409.06	10:10:00	
41	3325042	LEE Yeong-Ae	KOR	425.18	10:10:15	
42	3325036	CHOE Shin-ae	KOR	428.48	10:10:30	
43	3535537	JECH Sierra	USA	498.84	10:10:45	
44	3535585	SCHROETER Britta	USA	542.85	10:11:00	
45	3325037	CHA I-re	KOR	567.76	10:11:15	
46	3535651	THOMAS Yara	USA	609.53	10:11:30	
47	3555039	KOVALOVA Olga	LAT	643.05	10:11:45	
48	3325050	SHIN Ji-Soo	KOR	645.13	10:12:00	

Seeded by Distance Points

49	3155314	BEROUSKOVA Katerina	CZE	123.87	10:12:15	
50	3535612	SULSER Elise	USA	185.01	10:12:30	




Start List

REVISED
27 JAN 17:56

Bib	FIS Code	Name	Country Code	FIS Sprint Points	Start	Remarks
51	3695060	ANDRIEIEVA Oleksandra	UKR	357.23	10:12:45	
52	3695052	OLEKH Viktoriia	UKR		10:13:00	
53	3525035	KARADEMIR Yonca	TUR		10:13:15	
54	3725009	ARIUNTUNGALAG Enkhbayar	MGL		10:13:30	
55	3725010	KHALIUNAA Jadambaa	MGL		10:13:45	
56	3125088	CHEN Xu	CHN		10:14:00	
57	3525031	TURAN Leyla	TUR		10:14:15	
58	3125087	ZHANG Xue	CHN		10:14:30	
59	3535592	SCHMIDT Catherine	USA		10:14:45	

revised athlete - SERDIUK Kateryna (UKR), startlist redrawn

25 JAN 2015 / Strbske Pleso (SVK) / 3144

Timing and Results provided by  **TISSOT**



SUN 25 JAN 2015

Start Time 10:00 / End Time 10:18

Results

Jury Information				Course Information			
FIS Technical Delegate	VODRAZKA Jakub (CZE)			Name:	Sprint 1.4 km		
FISU Race Director	KIELPINSKA Zofia (POL)			Height Difference (HD):	22 m		
FIS Assistant Technical Delegate	HECICO Emil (ROU)			Maximum Climb (MC):	17 m		
Assistant TD National	DURCO Peter (SVK)			Total Climb (TC):	42 m		
Chief of Competition	SERFEL Michal (SVK)			Length of Lap:	1400 m		
				Number of Laps:	1		

Rank	Bib	FIS Code	Name	Country Code	Finish Time	Behind	FIS Points
1	8	3435098	MARCISZ Ewelina	POL	3:07.41	0.00	63.49
2	3	3485370	POVOLIAEVA Anna	RUS	3:09.17	+1.76	74.76
3	7	3155111	GROHOVA Karolina	CZE	3:10.58	+3.17	83.79
4	16	3695022	SERDYUK Kateryna	UKR	3:12.43	+5.02	95.63
5	11	3155186	SCHUETZOVA Sandra	CZE	3:12.47	+5.06	95.89
6	9	3185442	NURMI Leena	FIN	3:13.84	+6.43	104.66
7	15	3675019	SLONOVA Anastassiya	KAZ	3:14.00	+6.59	105.69
8	18	3695016	ANTSYBOR Maryna	UKR	3:14.95	+7.54	111.77
9	1	3485283	NIKOLAEVA Svetlana	RUS	3:14.96	+7.55	111.83
10	14	3435037	MARCISZ Marcela	POL	3:15.60	+8.19	115.93
11	12	3045076	YEATON Jessica	AUS	3:15.72	+8.31	116.70
12	13	3435133	LETOCHA Urszula	POL	3:16.29	+8.88	120.35
13	2	3195113	BUILLET Marion	FRA	3:17.32	+9.91	126.94
14	5	3486003	VASILIEVA Lilia	RUS	3:17.76	+10.35	129.76
15	27	3185305	PAJUNOJA Maaret	FIN	3:17.84	+10.43	130.27
16	6	3485336	USATOVA Oxana	RUS	3:17.87	+10.46	130.47
17	19	3485578	KARKINA Viktoria	RUS	3:18.14	+10.73	132.19
18	17	3675010	LANCHAKOVA Viktoriya	KAZ	3:18.47	+11.06	134.31
19	4	3515112	STIFFLER Tatjana	SUI	3:19.40	+11.99	140.26
20	23	3435058	MORDASKA Justyna	POL	3:19.51	+12.10	140.97
21	10	3485932	KVARATSKHELIA Lali	RUS	3:20.67	+13.26	148.39
22	49	3155314	BEROUSKOVA Katerina	CZE	3:22.25	+14.84	158.51
23	20	3705041	KLEMENTOVA Barbora	SVK	3:22.48	+15.07	159.98
24	25	3675007	OSSIPOVA Tatyana	KAZ	3:23.86	+16.45	168.82
25	35	3195138	DEVAUX Julia	FRA	3:24.24	+16.83	171.25
26	28	3155282	KLACLOVA Sarka	CZE	3:24.97	+17.56	175.93
27	22	3305193	TAKIZAWA Kozue	JPN	3:28.93	+21.52	201.28
28	29	3185497	ROIVAS Kati	FIN	3:29.11	+21.70	202.44
29	24	3695041	SHATALOVA Oksana	UKR	3:29.18	+21.77	202.88
30	33	3515166	CARLEN Chantal	SUI	3:29.99	+22.58	208.07
31	34	3675044	EBEL Tamara	KAZ	3:30.11	+22.70	208.84
32	31	3305194	TANAKA Yukari	JPN	3:30.72	+23.31	212.75
33	26	3225006	HUGHES Fiona-Elizabeth	GBR	3:33.32	+25.91	229.39
34	37	3705042	SEGECOVA Eva	SVK	3:33.38	+25.97	229.78
35	30	3045066	TRNKA Anna	AUS	3:34.23	+26.82	235.22
36	52	3695052	OLEKH Viktoriia	UKR	3:35.77	+28.36	245.08
37	32	3675043	EBEL Valentina	KAZ	3:35.85	+28.44	245.59
38	51	3695060	ANDRIEIEVA Oleksandra	UKR	3:36.07	+28.66	247.00
39	39	3695066	NASYKO Mariia	UKR	3:36.23	+28.82	248.03
40	21	3665025	HRAKOVICH Yana	BLR	3:38.09	+30.68	259.94
41	43	3535537	JECH Sierra	USA	3:39.06	+31.65	266.15
42	36	3305212	OHDAIRA Maki	JPN	3:39.71	+32.30	270.31
43	50	3535612	SULSER Elise	USA	3:41.02	+33.61	278.70
44	56	3125088	CHEN Xu	CHN	3:44.29	+36.88	299.64
45	53	3525035	KARADEMIR Yonca	TUR	3:46.92	+39.51	316.48
46	54	3725009	ARIUNTUNGALAG Enkhbayar	MGL	3:52.98	+45.57	355.28
47	40	3125089	HAO Ri	CHN	3:54.37	+46.96	364.18
48	58	3125087	ZHANG Xue	CHN	3:54.39	+46.98	364.31
49	59	3535592	SCHMIDT Catherine	USA	3:54.66	+47.25	366.04
50	46	3535651	THOMAS Yara	USA	3:58.98	+51.57	393.70
51	42	3325036	CHOE Shin-ae	KOR	4:00.66	+53.25	404.45
52	44	3535585	SCHROETER Britta	USA	4:01.95	+54.54	412.71
53	41	3325042	LEE Yeong-Ae	KOR	4:02.87	+55.46	418.60
54	38	3555025	KOVALOVA Natalija	LAT	4:03.35	+55.94	421.68
55	55	3725010	KHALIUNAA Jadambaa	MGL	4:09.67	+1:02.26	462.15



SUN 25 JAN 2015

Start Time 10:00 / End Time 10:18

Results

Rank	Bib	FIS Code	Name	Country Code	Finish Time	Behind	FIS Points
56	47	3555039	KOVALOVA Olga	LAT	4:12.72	+1:05.31	481.67
57	57	3525031	TURAN Leyla	TUR	4:18.72	+1:11.31	520.09
58	48	3325050	SHIN Ji-Soo	KOR	4:25.74	+1:18.33	565.04
59	45	3325037	CHA I-re	KOR	4:28.65	+1:21.24	583.68

Weather	Snow Condition	Temperatures		Competitors / Ctrys				
		Air	Snow	Entries	Ranked	DNS	DNF	DSQ
Snow	Packed	-4,0°C	-4,0°C	59/19	59/19	0/0	0/0	0/0

FIS Technical Delegate: VODRAZKA Jakub (CZE)	Race Secretary: JANCIK Matus (SVK)
---	---

LEGEND

DNF Did Not Finish DNS Did Not Start DSQ Disqualified



WINTER
UNIVERSIADE
ŠTRBSKÉ PLESO/OSRBLIE
NORDIC SKIING & BIATHLON
2015



RESULT BOOK

CROSS COUNTRY



WED 28 JAN 2015

Start Time 10:00

Start List

Jury Information		Course Information	
FIS Technical Delegate	VODRAZKA Jakub (CZE)	Name:	5 km
FISU Race Director	KIELPINSKA Zofia (POL)	Height Difference (HD):	50 m
FIS Assistant Technical Delegate	HECICO Emil (ROU)	Maximum Climb (MC):	45 m
Assistant TD Nat.	DURCO Peter (SVK)	Total Climb (TC):	178 m
Chief of Competition	SERFEL Michal (SVK)	Length of Lap:	4853 m
		Number of Laps:	1

Number of Competitors: 64, Number of Countries: 20

Bib	FIS Code	Name	Country Code	FIS Points	Start	Remarks
1	3525031	TURAN Leyla	TUR		10:00:30	
2	3695052	OLEKH Viktoriia	UKR		10:01:00	
3	3725009	ARIUNTUNGALAG Enkhbayar	MGL		10:01:30	
4	3125088	CHEN Xu	CHN		10:02:00	
5	3535592	SCHMIDT Catherine	USA		10:02:30	
6	3725010	KHALIUNAA Jadambaa	MGL		10:03:00	
7	3525035	KARADEMIR Yonca	TUR		10:03:30	
8	3125087	ZHANG Xue	CHN		10:04:00	
9	3515112	STIFFLER Tatjana	SUI		10:04:30	
10	3535651	THOMAS Yara	USA	696.77	10:05:00	
11	3535585	SCHROETER Britta	USA	453.35	10:05:30	
12	3555039	KOVALOVA Olga	LAT	427.82	10:06:00	
13	3695060	ANDRIEIEVA Aleksandra	UKR	357.23	10:06:30	
14	3535537	JECH Sierra	USA	303.69	10:07:00	
15	3125089	HAO Ri	CHN	285.42	10:07:30	
16	3325037	CHA I-re	KOR	279.89	10:08:00	
17	3555025	KOVALOVA Natalija	LAT	275.37	10:08:30	
18	3695066	NASYKO Mariia	UKR	268.18	10:09:00	
19	3425880	ERIKSEN Kristin Faye	NOR	225.79	10:09:30	
20	3435040	GALEWICZ Martyna	POL	223.54	10:10:00	
21	3435037	MARCISZ Marcela	POL	216.02	10:10:30	
22	3325036	CHOE Shin-ae	KOR	215.58	10:11:00	
23	3325050	SHIN Ji-Soo	KOR	212.22	10:11:30	
24	3325051	YOO Danbi	KOR	198.02	10:12:00	
25	3535612	SULSER Elise	USA	185.01	10:12:30	
26	3705042	SEGECOVA Eva	SVK	175.87	10:13:00	
27	3195138	DEVAUX Julia	FRA	169.89	10:13:30	
28	3325042	LEE Yeong-Ae	KOR	168.39	10:14:00	
29	3705041	KLEMENTOVA Barbora	SVK	167.82	10:14:30	
30	3045066	TRNKA Anna	AUS	152.69	10:15:00	
31	3695041	SHATALOVA Oksana	UKR	143.51	10:15:30	
32	3675007	OSSIPOVA Tatyana	KAZ	143.21	10:16:00	
33	3426074	LANGKAAS Elise	NOR	136.79	10:16:30	
34	3675018	MATROSSOVA Marina	KAZ	136.47	10:17:00	
35	3155282	KLACLOVA Sarka	CZE	132.09	10:17:30	
36	3325035	NAM Seulgi	KOR	127.54	10:18:00	
37	3155314	BEROUSKOVA Katerina	CZE	123.87	10:18:30	
38	3225006	HUGHES Fiona-Elizabeth	GBR	118.44	10:19:00	
39	3665025	HRAKOVICH Yana	BLR	117.04	10:19:30	
40	3515166	CARLEN Chantal	SUI	113.07	10:20:00	
41	3185497	ROIVAS Kati	FIN	106.25	10:20:30	
42	3675029	STOYAN Anna	KAZ	105.36	10:21:00	
43	3195180	PESSEY Iris	FRA	105.26	10:21:30	
44	3435134	BIELECKA Dominika	POL	103.78	10:22:00	
45	3435133	LETOCHA Urszula	POL	102.01	10:22:30	
46	3305212	OHDAIRA Maki	JPN	95.20	10:23:00	
47	3675019	SLONOVA Anastassiya	KAZ	93.41	10:23:30	
48	3675036	MANDRIKA Olga	KAZ	90.65	10:24:00	
49	3695016	ANTSYBOR Maryna	UKR	89.79	10:24:30	
50	3185445	AIRAKSINEN Elsa	FIN	89.36	10:25:00	
51	3045076	YEATON Jessica	AUS	85.71	10:25:30	
52	3675010	LANCHAKOVA Viktoriya	KAZ	79.80	10:26:00	



WED 28 JAN 2015

Start Time 10:00

Start List

Bib	FIS Code	Name	Country Code	FIS Points	Start	Remarks
53	3305193	TAKIZAWA Kozue	JPN	79.68	10:26:30	
54	3155111	GROHOVA Karolina	CZE	78.95	10:27:00	
55	3485932	KVARATSKHELIA Lali	RUS	72.68	10:27:30	
56	3155186	SCHUETZOVA Sandra	CZE	71.95	10:28:00	
57	3695022	SERDYUK Kateryna	UKR	71.56	10:28:30	
58	3485870	VLASOVA Anastasia	RUS	70.30	10:29:00	
59	3305194	TANAKA Yukari	JPN	66.29	10:29:30	
60	3486003	VASILIEVA Lilia	RUS	64.33	10:30:00	
61	3435098	MARCISZ Ewelina	POL	63.73	10:30:30	
62	3485370	POVOLIAEVA Anna	RUS	61.48	10:31:00	
63	3485336	USATOVA Oxana	RUS	58.87	10:31:30	
64	3485788	PODOPRIGORA Ksenia	RUS	57.29	10:32:00	



WED 28 JAN 2015

Start Time 10:00 / End Time 10:46

Results

Jury Information				Course Information			
FIS Technical Delegate	VODRAZKA Jakub (CZE)			Name:	5 km		
FISU Race Director	KIELPINSKA Zofia (POL)			Height Difference (HD):	50 m		
FIS Assistant Technical Delegate	HECICO Emil (ROU)			Maximum Climb (MC):	45 m		
Assistant TD Nat.	DURCO Peter (SVK)			Total Climb (TC):	178 m		
Chief of Competition	SERFEL Michal (SVK)			Length of Lap:	4853 m		
				Number of Laps:	1		

Rank	Bib	FIS Code	Name	Country Code	0.8km Time	0.8km Rank	3.1km Time	3.1km Rank	Finish Time	Behind	FIS Points
1	63	3485336	USATOVA Oxana	RUS	2:11.6	2	8:33.5	1	13:09.5	0.0	49.85
2	47	3675019	SLONOVA Anastasiya	KAZ	2:14.8	7	8:44.1	2	13:27.6	+18.1	68.19
3	60	3486003	VASILIEVA Lilia	RUS	2:18.3	16	8:54.3	4	13:31.4	+21.9	72.04
4	57	3695022	SERDYUK Kateryna	UKR	2:13.2	4	8:56.6	6	13:41.6	+32.1	82.38
5	61	3435098	MARCISZ Ewelina	POL	2:07.6	1	8:50.4	3	13:43.3	+33.8	84.10
6	42	3675029	STOYAN Anna	KAZ	2:17.8	=12	9:12.2	10	13:58.3	+48.8	99.30
7	58	3485870	VLASOVA Anastasia	RUS	2:14.2	6	9:04.2	7	13:58.6	+49.1	99.60
8	62	3485370	POVOLIAEVA Anna	RUS	2:12.9	3	8:56.2	5	14:00.7	+51.2	101.73
9	52	3675010	LANCHAKOVA Viktoriya	KAZ	2:17.4	11	9:05.1	8	14:01.5	+52.0	102.54
10	56	3155186	SCHUETZOVA Sandra	CZE	2:17.9	14	9:13.5	11	14:02.9	+53.4	103.96
11	21	3435037	MARCISZ Marcela	POL	2:17.8	=12	9:17.4	14	14:07.8	+58.3	108.93
12	50	3185445	AIRAKSINEN Elsa	FIN	2:13.7	5	9:06.5	9	14:08.1	+58.6	109.23
13	9	3515112	STIFFLER Tatjana	SUI	2:16.8	10	9:13.9	12	14:11.8	+1:02.3	112.98
14	48	3675036	MANDRIKA Olga	KAZ	2:23.6	27	9:14.5	13	14:12.2	+1:02.7	113.38
15	54	3155111	GROHOVA Karolina	CZE	2:15.4	8	9:19.2	16	14:15.3	+1:05.8	116.53
16	32	3675007	OSSIPOVA Tatyana	KAZ	2:20.8	22	9:19.9	17	14:16.0	+1:06.5	117.23
17	44	3435134	BIELECKA Dominika	POL	2:19.6	19	9:21.1	18	14:18.8	+1:09.3	120.07
18	49	3695016	ANTSYBOR Maryna	UKR	2:24.4	30	9:18.8	15	14:22.6	+1:13.1	123.92
19	59	3305194	TANAKA Yukari	JPN	2:34.3	42	9:32.8	27	14:25.7	+1:16.2	127.06
20	41	3185497	ROIVAS Kati	FIN	2:18.0	15	9:24.7	21	14:26.2	+1:16.7	127.57
21	64	3485788	PODOPRIGORA Ksenia	RUS	2:15.7	9	9:31.3	25	14:26.6	+1:17.1	127.98
22	38	3225006	HUGHES Fiona-Elizabeth	GBR	2:24.2	29	9:29.5	=22	14:28.7	+1:19.2	130.10
23	25	3535612	SULSER Elise	USA	2:26.0	34	9:30.5	24	14:29.2	+1:19.7	130.61
24	34	3675018	MATROSSOVA Marina	KAZ	2:18.9	=17	9:22.5	19	14:30.7	+1:21.2	132.13
25	2	3695052	OLEKH Viktoriia	UKR	2:22.5	=24	9:29.5	=22	14:31.8	+1:22.3	133.24
26	53	3305193	TAKIZAWA Kozue	JPN	2:22.6	26	9:24.1	20	14:32.1	+1:22.6	133.55
27	45	3435133	LETOCHA Urszula	POL	2:25.8	32	9:33.1	28	14:33.5	+1:24.0	134.97
28	37	3155314	BEROUSKOVA Katerina	CZE	2:23.8	28	9:35.4	29	14:37.9	+1:28.4	139.43
29	43	3195180	PESSEY Iris	FRA	2:34.6	43	9:47.8	37	14:40.4	+1:30.9	141.96
30	20	3435040	GALEWICZ Martyna	POL	2:31.3	40	9:39.3	33	14:40.7	+1:31.2	142.26
31	31	3695041	SHATALOVA Oksana	UKR	2:26.2	35	9:37.4	31	14:41.1	+1:31.6	142.67
32	30	3045066	TRNKA Anna	AUS	2:26.9	37	9:37.7	32	14:43.6	+1:34.1	145.20
33	55	3485932	KVARATSKHELIA Lali	RUS	2:18.9	=17	9:36.7	30	14:45.8	+1:36.3	147.43
34	27	3195138	DEVAUX Julia	FRA	2:25.9	33	9:42.2	35	14:46.3	+1:36.8	147.94
35	46	3305212	OHDAIRA Maki	JPN	2:37.2	45	9:49.9	=38	14:48.2	+1:38.7	149.86
36	51	3045076	YEATON Jessica	AUS	2:20.0	20	9:31.4	26	14:48.5	+1:39.0	150.17
37	40	3515166	CARLEN Chantal	SUI	2:22.5	=24	9:44.2	36	14:59.0	+1:49.5	160.81
38	39	3665025	HRAKOVICH Yana	BLR	2:22.0	23	9:54.3	40	15:00.1	+1:50.6	161.92
39	29	3705041	KLEMENTOVA Barbora	SVK	2:20.4	21	9:49.9	=38	15:01.5	+1:52.0	163.34
40	18	3695066	NASYKO Mariia	UKR	2:32.1	41	9:40.9	34	15:01.9	+1:52.4	163.74
41	33	3426074	LANGKAAS Elise	NOR	2:26.4	36	9:54.9	41	15:11.3	+2:01.8	173.27
42	13	3695060	ANDRIEIEVA Oleksandra	UKR	2:39.9	48	9:59.9	42	15:13.4	+2:03.9	175.40
43	26	3705042	SEGECOVA Eva	SVK	2:24.5	31	10:04.1	44	15:15.5	+2:06.0	177.53
44	15	3125089	HAO Ri	CHN	2:40.3	49	10:15.0	45	15:27.1	+2:17.6	189.28
45	4	3125088	CHEN Xu	CHN	2:36.7	44	10:16.2	46	15:35.5	+2:26.0	197.79
46	35	3155282	KLACLOVA Sarka	CZE	2:27.5	38	10:03.9	43	15:37.8	+2:28.3	200.12
47	3	3725009	ARIUNTUNGALAG Enkhbayar	MGL	2:38.6	47	10:31.0	49	15:49.2	+2:39.7	211.67
48	19	3425880	ERIKSEN Kristin Faye	NOR	2:43.7	51	10:29.2	47	15:52.2	+2:42.7	214.71
49	14	3535537	JECH Sierra	USA	2:28.1	39	10:29.6	48	16:08.1	+2:58.6	230.83
50	36	3325035	NAM Seulgi	KOR	2:44.6	52	10:58.9	52	16:27.6	+3:18.1	250.58
51	22	3325036	CHOE Shin-ae	KOR	2:37.9	46	10:45.6	51	16:40.7	+3:31.2	263.86
52	10	3535651	THOMAS Yara	USA	2:47.2	54	11:00.4	53	16:50.4	+3:40.9	273.69
53	28	3325042	LEE Yeong-Ae	KOR	2:50.8	57	11:08.9	54	16:51.1	+3:41.6	274.40
54	24	3325051	YOO Danbi	KOR	2:40.4	50	10:44.0	50	17:07.2	+3:57.7	290.71
55	11	3535585	SCHROETER Britta	USA	2:53.1	60	11:24.4	55	17:30.2	+4:20.7	314.02



WED 28 JAN 2015

Start Time 10:00 / End Time 10:46

Results

Rank	Bib	FIS Code	Name	Country Code	0.8km		3.1km		Finish Time	Behind	FIS Points
					Time	Rank	Time	Rank			
56	6	3725010	KHALIUNAA Jadambaa	MGL	2:47.5	=55	11:33.6	57	17:31.2	+4:21.7	315.03
57	7	3525035	KARADEMIR Yonca	TUR	2:45.7	53	11:34.9	58	17:31.7	+4:22.2	315.54
58	17	3555025	KOVALOVA Natalija	LAT	2:53.0	59	11:37.9	59	17:53.9	+4:44.4	338.03
59	23	3325050	SHIN Ji-Soo	KOR	2:47.5	=55	11:51.3	60	18:05.5	+4:56.0	349.79
60	5	3535592	SCHMIDT Catherine	USA	2:50.9	58	11:32.6	56	18:10.2	+5:00.7	354.55
61	8	3125087	ZHANG Xue	CHN	3:08.7	64	12:29.6	61	18:31.4	+5:21.9	376.03
62	12	3555039	KOVALOVA Olga	LAT	3:08.5	63	13:21.4	62	20:14.0	+7:04.5	480.00
63	1	3525031	TURAN Leyla	TUR	3:05.1	62	13:40.4	63	20:27.7	+7:18.2	493.88
64	16	3325037	CHA I-re	KOR	2:54.0	61	14:11.2	64	21:36.7	+8:27.2	563.80

Weather	Snow Condition	Temperatures		Competitors / Ctrys				
		Air	Snow	Entries	Ranked	DNS	DNF	DSQ
Sunny	Packed	-7,0°C	-8,0°C	64/20	64/20	0/0	0/0	0/0

FIS Technical Delegate: VODRAZKA Jakub (CZE)	Race Secretary: JANCIK Matus (SVK)
---	---

LEGEND

= Equal sign indicates that two or more competitors share the same rank

DNS Did Not Start

DNF Did Not Finish

DSQ Disqualified



Medallists

Medal	Name	Country
GOLD	USATOVA Oxana	RUS - Russian Federation
SILVER	SLONOVA Anastassiya	KAZ - Kazakhstan
BRONZE	VASILIEVA Lilia	RUS - Russian Federation

LEGEND

Country Country Code



WINTER
UNIVERSIADE
ŠTRBSKÉ PLESO/OSRBLIE
NORDIC SKIING & BIATHLON
2015



RESULT BOOK

CROSS COUNTRY



Start List

REVISED
30 JAN 12:26

Jury Information		Course Information	
FIS Technical Delegate	VODRAZKA Jakub (CZE)	Name:	2.5 km C 2.5 km F
FISU Race Director	KIELPINSKA Zofia (POL)	Height Difference (HD):	41 m 25 m
FIS Assistant Technical Delegate	HECICO Emil (ROU)	Maximum Climb (MC):	36 m 25 m
Assistant TD Nat.	DURCO Peter (SVK)	Total Climb (TC):	106 m 78 m
Chief of Competition	SERFEL Michal (SVK)	Length of Lap:	2720 m 2407 m
		Number of Laps:	2 4

Number of Competitors: 39, Number of Countries: 13

Bib Leg	Country	Bib Colour/ Technique	Name	Start Row	Remarks
1	UKR - UKRAINE			1	
1-1	r / C		SERDYUK Kateryna		
1-2	g / F		OLEKH Viktoriia		
1-3	y / F		ANTSYBOR Maryna		
2	KAZ - KAZAKHSTAN			1	
2-1	r / C		STOYAN Anna		
2-2	g / F		LANCHAKOVA Viktoriya		
2-3	y / F		SLONOVA Anastasiya		
3	CZE - CZECH REPUBLIC			1	
3-1	r / C		GROHOVA Karolina		
3-2	g / F		BEROUSKOVA Katerina		
3-3	y / F		SCHUETZOVA Sandra		
4	FIN - FINLAND			1	
4-1	r / C		AIRAKSINEN Elsa		
4-2	g / F		ROIVAS Kati		
4-3	y / F		PAJUNOJA Maaret		
5	NOR - NORWAY			1	
5-1	r / C		ERIKSEN Kristin Faye		
5-2	g / F		LANGKAAS Elise		
5-3	y / F		ANDERSEN Rikke Hald		
6	JPN - JAPAN			2	
6-1	r / C		TAKIZAWA Kozue		
6-2	g / F		TANAKA Yukari		
6-3	y / F		OHDAIRA Maki		
7	POL - POLAND			2	
7-1	r / C		MARCISZ Marcela		
7-2	g / F		GALEWICZ Martyna		
7-3	y / F		MORDASKA Justyna		
8	FRA - FRANCE			2	
8-1	r / C		PESSEY Iris		
8-2	g / F		DEVAUX Julia		
8-3	y / F		BUILLET Marion		
9	RUS - RUSSIAN FEDERATION			2	
9-1	r / C		USATOVA Oxana		
9-2	g / F		KARKINA Viktoria		
9-3	y / F		NIKOLAEVA Svetlana		
10	KOR - REPUBLIC OF KOREA			2	
10-1	r / C		CHOE Shin-ae		
10-2	g / F		YOO Danbi		
10-3	y / F		NAM Seulgi		



Start List

REVISED
30 JAN 12:26

Bib Leg	Country	Bib Colour/ Technique	Name	Start Row	Remarks
11	CHN - PEOPLES REPUBLIC OF CHINA			3	
11-1		r / C	HAO Ri		
11-2		g / F	ZHANG Xue		
11-3		y / F	CHEN Xu		
12	USA - UNITED STATES OF AMERICA			3	
12-1		r / C	THOMAS Yara		
12-2		g / F	SCHMIDT Catherine		
12-3		y / F	SCHROETER Britta		
13	SVK - SLOVAKIA			3	
13-1		r / C	KLEMENTOVA Barbora		
13-2		g / F	SEGECOVA Eva		
13-3		y / F	KRISICOVA Katarina		

LEGEND

C Classic F Free
 y Yellow g Green r Red

revised course information

30 JAN 2015 / Strbske Pleso (SVK) / 3151

Timing and Results provided by  **TISSOT**



Results

Jury Information				Course Information					
FIS Technical Delegate	VODRAZKA Jakub (CZE)			Name:	2.5 km C		2.5 km F		
FISU Race Director	KIELPINSKA Zofia (POL)			Height Difference (HD):	41 m		25 m		
FIS Assistant Technical Delegate	HECICO Emil (ROU)			Maximum Climb (MC):	36 m		25 m		
Assistant TD Nat.	DURCO Peter (SVK)			Total Climb (TC):	106 m		78 m		
Chief of Competition	SERFEL Michal (SVK)			Length of Lap:	2720 m		2407 m		
				Number of Laps:	2		4		

Rank	Bib Leg	Country Bib Colour/ Technique	Name	Leg Time	Leg Rank	Leg Behind	Team Time	Team Rank	Behind
1	9	RUS - RUSSIAN FEDERATION					47:47.1		0.0
	9-1	r / C	USATOVA Oxana	18:23.5	1	0.0	18:23.5	1	0.0
	9-2	g / F	KARKINA Viktoria	14:49.5	1	0.0	33:13.0	1	0.0
	9-3	y / F	NIKOLAEVA Svetlana	14:34.1	1	0.0	47:47.1	1	0.0
2	2	KAZ - KAZAKHSTAN					48:30.7		+43.6
	2-1	r / C	STOYAN Anna	18:46.6	2	+23.1	18:46.6	2	+23.1
	2-2	g / F	LANCHAKOVA Viktoriya	15:04.2	2	+14.7	33:50.8	2	+37.8
	2-3	y / F	SLONOVA Anastassiya	14:39.9	2	+5.8	48:30.7	2	+43.6
3	8	FRA - FRANCE					49:18.2		+1:31.1
	8-1	r / C	PESSEY Iris	19:05.6	5	+42.1	19:05.6	5	+42.1
	8-2	g / F	DEVAUX Julia	15:12.4	4	+22.9	34:18.0	3	+1:05.0
	8-3	y / F	BUILLET Marion	15:00.2	5	+26.1	49:18.2	3	+1:31.1
4	7	POL - POLAND					49:32.4		+1:45.3
	7-1	r / C	MARCISZ Marcela	19:28.9	6	+1:05.4	19:28.9	6	+1:05.4
	7-2	g / F	GALEWICZ Martyna	15:04.8	3	+15.3	34:33.7	4	+1:20.7
	7-3	y / F	MORDASKA Justyna	14:58.7	4	+24.6	49:32.4	4	+1:45.3
5	3	CZE - CZECH REPUBLIC					49:46.8		+1:59.7
	3-1	r / C	GROHOVA Karolina	18:47.5	3	+24.0	18:47.5	3	+24.0
	3-2	g / F	BEROUSKOVA Katerina	15:56.0	8	+1:06.5	34:43.5	5	+1:30.5
	3-3	y / F	SCHUETZOVA Sandra	15:03.3	6	+29.2	49:46.8	5	+1:59.7
6	1	UKR - UKRAINE					50:10.8		+2:23.7
	1-1	r / C	SERDYUK Kateryna	18:51.4	4	+27.9	18:51.4	4	+27.9
	1-2	g / F	OLEKH Viktoriia	16:28.2	10	+1:38.7	35:19.6	7	+2:06.6
	1-3	y / F	ANTSYBOR Maryna	14:51.2	3	+17.1	50:10.8	6	+2:23.7
7	4	FIN - FINLAND					51:14.3		+3:27.2
	4-1	r / C	AIRAKSINEN Elsa	19:42.7	7	+1:19.2	19:42.7	7	+1:19.2
	4-2	g / F	ROIVAS Kati	15:23.6	5	+34.1	35:06.3	6	+1:53.3
	4-3	y / F	PAJUNOJA Maaret	16:08.0	8	+1:33.9	51:14.3	7	+3:27.2
8	6	JPN - JAPAN					52:05.6		+4:18.5
	6-1	r / C	TAKIZAWA Kozue	20:33.2	9	+2:09.7	20:33.2	9	+2:09.7
	6-2	g / F	TANAKA Yukari	15:40.9	7	+51.4	36:14.1	9	+3:01.1
	6-3	y / F	OHDAIRA Maki	15:51.5	7	+1:17.4	52:05.6	8	+4:18.5
9	13	SVK - SLOVAKIA					54:12.0		+6:24.9
	13-1	r / C	KLEMENTOVA Barbora	21:05.4	11	+2:41.9	21:05.4	11	+2:41.9
	13-2	g / F	SEGECOVA Eva	16:04.1	9	+1:14.6	37:09.5	10	+3:56.5
	13-3	y / F	KRISICOVA Katarina	17:02.5	9	+2:28.4	54:12.0	9	+6:24.9
10	11	CHN - PEOPLES REPUBLIC OF CHINA					56:36.0		+8:48.9
	11-1	r / C	HAO Ri	20:52.2	10	+2:28.7	20:52.2	10	+2:28.7
	11-2	g / F	ZHANG Xue	18:39.8	12	+3:50.3	39:32.0	11	+6:19.0
	11-3	y / F	CHEN Xu	17:04.0	10	+2:29.9	56:36.0	10	+8:48.9



FRI 30 JAN 2015

Start Time 10:00 / End Time 11:00

Results

Rank	Bib Leg	Country Bib Colour/ Technique	Name	Leg Time	Leg Rank	Leg Behind	Team Time	Team Rank	Behind
11	10	KOR - REPUBLIC OF KOREA					1:00:02.8		+12:15.7
	10-1	r / C	CHOE Shin-ae	23:46.5	13	+5:23.0	23:46.5	13	+5:23.0
	10-2	g / F	YOO Danbi	19:06.7	13	+4:17.2	42:53.2	13	+9:40.2
	10-3	y / F	NAM Seulgi	17:09.6	11	+2:35.5	1:00:02.8	11	+12:15.7
12	12	USA - UNITED STATES OF AMERICA					1:00:51.7		+13:04.6
	12-1	r / C	THOMAS Yara	23:04.4	12	+4:40.9	23:04.4	12	+4:40.9
	12-2	g / F	SCHMIDT Catherine	18:00.3	11	+3:10.8	41:04.7	12	+7:51.7
	12-3	y / F	SCHROETER Britta	19:47.0	12	+5:12.9	1:00:51.7	12	+13:04.6

Did Not Finish

5 NOR - NORWAY									
5-1	r / C	ERIKSEN Kristin Faye		20:30.6	8	+2:07.1	20:30.6	8	+2:07.1
5-2	g / F	LANGKAAS Elise		15:35.6	6	+46.1	36:06.2	8	+2:53.2
5-3	y / F	ANDERSEN Rikke Hald							

Weather	Snow Condition	Temperatures		Competitors / Ctrys					
		Air	Snow	Entries	Ranked	DNS	DNF	DSQ	LAP
Snow	Packed	-4.0°C	-4.0°C	39/13	36/12	0/0	3/1	0/0	0/0

FIS Technical Delegate:

Race Secretary:

VODRAZKA Jakub (CZE)

JANCIK Matus (SVK)

LEGEND

C Classic y Yellow DNF Did Not Finish DNS Did Not Start DSQ Disqualified
F Free g Green LAP Lapped r Red



Medallists

Medal	Country	Name
GOLD	RUS - Russian Federation	USATOVA Oxana KARKINA Viktoria NIKOLAEVA Svetlana
SILVER	KAZ - Kazakhstan	STOYAN Anna LANCHAKOVA Viktoriya SLONOVA Anastassiya
BRONZE	FRA - France	PESSEY Iris DEVAUX Julia BUILLET Marion



WINTER
UNIVERSIADE
ŠTRBSKÉ PLESO/OSRBLIE
NORDIC SKIING & BIATHLON
2015



RESULT BOOK

CROSS COUNTRY



SAT 31 JAN 2015

Start Time 12:00

Start List

Jury Information		Course Information	
FIS Technical Delegate	VODRAZKA Jakub (CZE)	Name:	3.75 km
FISU Race Director	KIELPINSKA Zofia (POL)	Height Difference (HD):	41 m
FIS Assistant Technical Delegate	HECICO Emil (ROU)	Maximum Climb (MC):	36 m
Assistant TD Nat.	DURCO Peter (SVK)	Total Climb (TC):	133 m
Chief of Competition	SERFEL Michal (SVK)	Length of Lap:	3713 m
		Number of Laps:	4

Number of Competitors: 54, Number of Countries: 19

Bib	FIS Code	Name	Country Code	FIS Points	Remarks
1	3485283	NIKOLAEVA Svetlana	RUS	42.43	
2	3195113	BUILLET Marion	FRA	45.93	
3	3485370	POVOLIAEVA Anna	RUS	61.48	
4	3435098	MARCISZ Ewelina	POL	63.73	
5	3486003	VASILIEVA Lilia	RUS	64.33	
6	3305194	TANAKA Yukari	JPN	66.29	
7	3485578	KARKINA Viktoria	RUS	67.44	
8	3485870	VLASOVA Anastasia	RUS	70.30	
9	3695022	SERDYUK Kateryna	UKR	71.56	
10	3155186	SCHUETZOVA Sandra	CZE	71.95	
11	3485932	KVARATSKHELIA Lali	RUS	72.68	
12	3155111	GROHOVA Karolina	CZE	78.95	
13	3305193	TAKIZAWA Kozue	JPN	79.68	
14	3045076	YEATON Jessica	AUS	85.71	
15	3695016	ANTSYBOR Maryna	UKR	89.79	
16	3675036	MANDRIKA Olga	KAZ	90.65	
17	3675019	SLONOVA Anastasiya	KAZ	93.41	
18	3305212	OHDAIRA Maki	JPN	95.20	
19	3195180	PESSEY Iris	FRA	105.26	
20	3185497	ROIVAS Kati	FIN	106.25	
21	3515166	CARLEN Chantal	SUI	113.07	
22	3665025	HRAKOVICH Yana	BLR	117.04	
23	3225006	HUGHES Fiona-Elizabeth	GBR	118.44	
24	3155314	BEROUSKOVA Katerina	CZE	123.87	
25	3155282	KLACLOVA Sarka	CZE	132.09	
26	3675018	MATROSSOVA Marina	KAZ	136.47	
27	3426074	LANGKAAS Elise	NOR	136.79	
28	3675007	OSSIPOVA Tatyana	KAZ	143.21	
29	3695041	SHATALOVA Oksana	UKR	143.51	
30	3045066	TRNKA Anna	AUS	152.69	
31	3705041	KLEMENTOVA Barbora	SVK	167.82	
32	3325042	LEE Yeong-Ae	KOR	168.39	
33	3195138	DEVAUX Julia	FRA	169.89	
34	3435058	MORDASKA Justyna	POL	170.07	
35	3705042	SEGECOVA Eva	SVK	175.87	
36	3535612	SULSER Elise	USA	185.01	
37	3675044	EBEL Tamara	KAZ	188.58	
38	3325050	SHIN Ji-Soo	KOR	212.22	
39	3675043	EBEL Valentina	KAZ	218.19	
40	3435040	GALEWICZ Martyna	POL	223.54	
41	3425880	ERIKSEN Kristin Faye	NOR	225.79	
42	3695066	NASYKO Mariya	UKR	268.18	
43	3325037	CHA I-re	KOR	279.89	
44	3125089	HAO Ri	CHN	285.42	
45	3535537	JECH Sierra	USA	303.69	
46	3435041	GRZEBISZ Natalia	POL	329.22	
47	3695060	ANDRIEIEVA Aleksandra	UKR	357.23	
48	3535585	SCHROETER Britta	USA	453.35	
49	3535651	THOMAS Yara	USA	696.77	
50	3725010	KHALIUNAA Jadambaa	MGL		
51	3535592	SCHMIDT Catherine	USA		
52	3725009	ARIUNTUNGALAG Enkhbayar	MGL		
53	3525035	KARADEMIR Yonca	TUR		
54	3695052	OLEKH Viktoriya	UKR		



SAT 31 JAN 2015

Start Time 12:00 / End Time 13:07

Results

Jury Information				Course Information			
FIS Technical Delegate	VODRAZKA Jakub (CZE)			Name:	3.75 km		
FISU Race Director	KIELPINSKA Zofia (POL)			Height Difference (HD):	41 m		
FIS Assistant Technical Delegate	HECICO Emil (ROU)			Maximum Climb (MC):	36 m		
Assistant TD Nat.	DURCO Peter (SVK)			Total Climb (TC):	133 m		
Chief of Competition	SERFEL Michal (SVK)			Length of Lap:	3713 m		
				Number of Laps:	4		

Rank	Bib	FIS Code	Name	Country Code	3.75km Time Rank	7.5km Time Rank	11.25km Time Rank	Finish Time	Behind	FIS Points
1	17	3675019	SLONOVA Anastassiya	KAZ	10:19.0 8	22:11.4 5	33:42.6 3	44:47.1	0.0	46.29
2	1	3485283	NIKOLAEVA Svetlana	RUS	10:17.7 3	22:09.6 2	33:42.0 2	44:55.9	+8.8	50.87
3	4	3435098	MARCISZ Ewelina	POL	10:17.4 2	22:09.1 1	33:41.3 1	45:02.3	+15.2	54.21
4	7	3485578	KARKINA Viktoria	RUS	10:18.6 7	22:10.2 3	33:46.4 4	45:15.9	+28.8	61.30
PF 5	15	3695016	ANTSYBOR Maryna	UKR	10:18.1 5	22:18.3 12	34:08.2 7	45:51.2	+1:04.1	79.69
PF 6	19	3195180	PESSEY Iris	FRA	10:16.8 1	22:11.8 6	33:52.7 5	45:51.2	+1:04.1	79.69
7	16	3675036	MANDRIKA Olga	KAZ	10:25.0 14	22:16.6 9	34:03.4 6	45:59.5	+1:12.4	84.01
8	10	3155186	SCHUETZOVA Sandra	CZE	10:20.5 11	22:22.9 14	34:26.4 11	46:04.0	+1:16.9	86.36
9	9	3695022	SERDYUK Kateryna	UKR	10:19.2 9	22:15.6 8	34:25.1 9	46:20.1	+1:33.0	94.74
10	34	3435058	MORDASKA Justyna	POL	10:23.4 12	22:17.9 11	34:28.3 12	46:22.4	+1:35.3	95.94
11	5	3486003	VASILIEVA Lilia	RUS	10:17.9 4	22:10.6 4	34:09.0 8	46:28.4	+1:41.3	99.07
12	3	3485370	POVOLIAEVA Anna	RUS	10:18.5 6	22:15.0 7	34:25.6 10	46:31.4	+1:44.3	100.63
13	20	3185497	ROIVAS Kati	FIN	10:31.1 20	22:47.7 17	35:12.5 17	47:03.1	+2:16.0	117.15
14	12	3155111	GROHOVA Karolina	CZE	10:28.7 18	22:20.3 13	34:34.6 13	47:06.2	+2:19.1	118.76
15	28	3675007	OSSIPOVA Tatyana	KAZ	10:35.3 21	22:48.6 18	35:05.2 14	47:18.9	+2:31.8	125.38
16	2	3195113	BUILLET Marion	FRA	10:19.5 10	22:17.3 10	35:08.4 15	47:32.4	+2:45.3	132.41
17	26	3675018	MATROSSOVA Marina	KAZ	10:29.5 19	22:33.3 15	35:11.9 16	47:32.6	+2:45.5	132.52
18	6	3305194	TANAKA Yukari	JPN	10:27.2 16	22:42.1 16	35:22.1 18	47:59.2	+3:12.1	146.38
19	33	3195138	DEVAUX Julia	FRA	10:35.8 22	22:50.4 19	35:36.7 19	48:03.2	+3:16.1	148.46
20	24	3155314	BEROUSKOVA Katerina	CZE	10:39.9 24	23:17.3 24	35:59.1 22	48:12.3	+3:25.2	153.20
21	11	3485932	KVARATSKHELIA Lali	RUS	10:27.8 17	23:13.7 22	36:02.9 24	48:15.7	+3:28.6	154.97
22	18	3305212	OHDAIRA Maki	JPN	10:38.7 23	23:14.9 23	35:52.3 20	48:26.9	+3:39.8	160.81
23	8	3485870	VLASOVA Anastasia	RUS	10:24.3 13	22:51.8 20	35:56.7 21	48:37.1	+3:50.0	166.12
24	14	3045076	YEATON Jessica	AUS	10:25.6 15	22:57.1 21	36:01.7 23	48:46.5	+3:59.4	171.02
25	22	3665025	HRAKOVICH Yana	BLR	10:40.6 25	23:19.6 25	36:12.5 25	49:04.7	+4:17.6	180.50
26	37	3675044	EBEL Tamara	KAZ	10:51.0 27	23:44.8 27	36:42.0 26	49:10.1	+4:23.0	183.32
27	21	3515166	CARLEN Chantal	SUI	10:55.7 30	23:46.5 30	36:43.1 28	49:27.7	+4:40.6	192.48
28	27	3426074	LANGKAAS Elise	NOR	10:55.0 29	23:46.0 29	36:42.6 27	49:33.1	+4:46.0	195.30
29	29	3695041	SHATALOVA Oksana	UKR	11:01.7 32	23:58.4 31	37:06.7 32	49:33.2	+4:46.1	195.35
30	13	3305193	TAKIZAWA Kozue	JPN	10:54.6 28	23:44.3 26	36:45.8 29	49:46.3	+4:59.2	202.18
31	39	3675043	EBEL Valentina	KAZ	10:56.5 31	24:00.3 34	37:06.1 31	49:54.0	+5:06.9	206.19
32	47	3695060	ANDRIEIEVA Oleksandra	UKR	11:02.2 33	23:59.1 32	37:23.2 34	50:07.1	+5:20.0	213.01
33	40	3435040	GALEWICZ Martyna	POL	10:50.3 26	23:45.5 28	36:50.4 30	50:19.7	+5:32.6	219.58
34	44	3125089	HAO Ri	CHN	11:04.6 35	23:59.8 33	37:15.7 33	50:27.2	+5:40.1	223.48
35	35	3705042	SEGECOVA Eva	SVK	11:30.4 40	24:41.9 36	37:56.5 35	50:58.2	+6:11.1	239.64
36	25	3155282	KLACLOVA Sarka	CZE	11:06.0 37	24:45.2 37	38:17.4 37	51:28.8	+6:41.7	255.58
37	36	3535612	SULSER Elise	USA	11:20.6 38	24:29.2 35	38:08.4 36	51:47.1	+7:00.0	265.11
38	23	3225006	HUGHES Fiona-Elizabeth	GBR	11:03.3 34	24:50.0 38	38:42.9 38	52:18.9	+7:31.8	281.68
39	31	3705041	KLEMENTOVA Barbora	SVK	11:21.5 39	25:09.6 39	39:06.1 39	52:37.4	+7:50.3	291.32
40	46	3435041	GRZEBISZ Natalia	POL	11:33.0 41	25:31.1 40	39:34.3 40	53:17.1	+8:30.0	312.00
41	42	3695066	NASYKO Mariya	UKR	11:53.2 42	26:26.4 42	41:19.1 41	55:38.1	+10:51.0	385.47
42	51	3535592	SCHMIDT Catherine	USA	12:22.4 44	26:56.9 43	41:39.7 42	56:09.6	+11:22.5	401.88
43	30	3045066	TRNKA Anna	AUS	11:05.4 36	26:18.8 41	41:56.8 43	56:47.0	+11:59.9	421.36
44	52	3725009	ARIJUNTUNGALAG Enkhbayar	MGL	12:31.1 46	27:30.7 45	42:26.4 44	56:58.5	+12:11.4	427.36
45	45	3535537	JECH Sierra	USA	12:23.1 45	27:29.7 44	43:05.0 46	58:00.0	+13:12.9	459.40
46	32	3325042	LEE Yeong-Ae	KOR	12:31.8 47	27:36.6 46	42:49.0 45	58:01.5	+13:14.4	460.18
47	50	3725010	KHALIUNAA Jadambaa	MGL	13:10.8 48	29:01.4 47	44:41.6 47	59:46.3	+14:59.2	514.78
48	38	3325050	SHIN Ji-Soo	KOR	13:56.5 49	30:50.2 48	48:33.3 48	1:06:14.9	+21:27.8	717.24
49	43	3325037	CHA I-re	KOR	14:32.5 50	32:09.5 49	49:42.4 49	1:07:28.0	+22:40.9	755.33

Did Not Finish

41	3425880	ERIKSEN Kristin Faye	NOR	
53	3525035	KARADEMIR Yonca	TUR	12:18.1 43



SAT 31 JAN 2015

Start Time 12:00 / End Time 13:07

Results

Rank	Bib	FIS Code	Name	Country Code	3.75km Time Rank	7.5km Time Rank	11.25km Time Rank	Finish Time	Behind	FIS Points
Did Not Start										
	48	3535585	SCHROETER Britta	USA						
	49	3535651	THOMAS Yara	USA						
	54	3695052	OLEKH Viktoriya	UKR						

Weather	Snow Condition	Temperatures		Competitors / Ctrys					
		Air	Snow	Entries	Ranked	DNS	DNF	DSQ	LAP
Cloudy	Packed	-9,0°C	-5,0°C	54/19	49/18	3/2	2/2	0/0	0/0

FIS Technical Delegate: VODRAZKA Jakub (CZE)	Race Secretary: JANCIK Matus (SVK)
---	---

LEGEND

DNF Did Not Finish DNS Did Not Start DSQ Disqualified LAP Lapped PF Photo Finish



Medallists

Medal	Name	Country
GOLD	SLONOVA Anastasiya	KAZ - Kazakhstan
SILVER	NIKOLAEVA Svetlana	RUS - Russian Federation
BRONZE	MARCISZ Ewelina	POL - Poland



WINTER
UNIVERSIADE
ŠTRBSKÉ PLESO/OSRBLIE
NORDIC SKIING & BIATHLON
2015



RESULT BOOK

CROSS COUNTRY



SUN 25 JAN 2015

Start Time 12:30 / End Time 13:27

Results

REVISED
5 FEB 14:04

Jury Information				Course Information			
FIS Technical Delegate	VODRAZKA Jakub (CZE)			Name:	Sprint		
FISU Race Director	KIELPINSKA Zofia (POL)			Height Difference (HD):	22 m		
FIS Assistant Technical Delegate	HECICO Emil (ROU)			Maximum Climb (MC):	17 m		
Assistant TD Nat.	DURCO Peter (SVK)			Total Climb (TC):	50 m		
Chief of Competition	SERFEL Michal (SVK)			Length of Lap:	1600 m		
				Number of Laps:	1		

Rank	Bib	Name	NSA Code	Qualif. Time	QF-1	QF-2	QF-3	QF-4	QF-5	SF-1	SF-2	Final Heat
Final												
1	14	LARKOV Andrey	RUS	3:23.91 (14)		+0.04(PF2)				3:23.19(1)		3:22.41(1)
2	2	GAFAROV Anton	RUS	3:18.26 (2)				+1.99(2)			+0.24(2)	+0.18(2)
3	9	SHAKIRZIANOV Raul	RUS	3:21.55 (9)				3:22.17(1)			3:25.00(1)	+1.23(3)
4	1	STAREGA Maciej	POL	3:16.85 (1)	3:25.87(1)					+0.13(2)		+3.58(4)
5	16	HERBURGER Aurelius	AUT	3:24.50 (16)			+0.09(2)				+0.48(3)	+17.54(5)
6	10	CHANAVAT Lucas	FRA	3:22.54 (10)	+1.22(2)					+0.72(3)		+33.97(6)

Semifinals												
7	3	STADLOBER Luis	AUT	3:18.71 (3)						3:25.72(1)		+2.98(4)
8	5	BELLINGHAM Phillip	AUS	3:20.87 (5)			3:30.40(1)				+3.56(4)	
9	7	VALIAKHMETOV Ravil	RUS	3:21.52 (7)		3:30.19(PF1)					+6.55(5)	
10	8	FELLER Andrey	RUS	3:21.53 (8)						+0.11(2)		+3.78(5)
11	12	RAGOZIN Roman	KAZ	3:23.27 (12)				+2.89(3)				+14.15(6)
12	18	GUIGONNET Loic	FRA	3:24.87 (18)					+0.60(3)	+28.02(6)		

Quarterfinals												
13	6	MIYAZAWA Hiroyuki	JPN	3:21.38 (6)			+0.19(3)					
14	21	RAKHIMBAYEV Daulet	KAZ	3:25.96 (21)	+3.28(PF3)							
15	24	OLEX Max	GER	3:26.37 (24)		+0.25(3)						
16	4	MOTOR Konrad	POL	3:20.78 (4)		+0.59(4)						
17	11	BONDARENKO Yevgeniy	KAZ	3:22.93 (11)	+3.34(PF4)							
18	23	GRAV Jorgen	NOR	3:26.32 (23)					+2.57(4)			
19	26	SEGEK Andrej	SVK	3:27.27 (26)			+2.42(4)					
20	29	KRASOVSKYI Oleksii	UKR	3:27.71 (29)				+5.39(4)				
21	13	SEMIKOV Ilia	RUS	3:23.67 (13)					+8.29(5)			
22	15	PEREKHODA Ruslan	UKR	3:24.10 (15)			+6.06(5)					
23	19	MAKA Daniel	CZE	3:25.06 (19)				+7.55(5)				
24	27	UDA Takatsugu	JPN	3:27.34 (27)		+1.72(5)						
25	30	WATSON Callum	AUS	3:27.83 (30)	+5.80(5)							
26	17	ANTOLEC Jan	POL	3:24.68 (17)		+9.16(6)						
27	20	SUN Qinghai	CHN	3:25.85 (20)	+15.82(6)							
28	22	LIGOCKI Mateusz	POL	3:26.26 (22)				+12.01(6)				
29	25	SATOU Tomoki	JPN	3:27.24 (25)			+10.34(6)					
30	28	STAROSTIN Mark	KAZ	3:27.45 (28)					+10.13(6)			

Qualification												
31		YOLTUKHOVSKYY Oleg	UKR	3:28.24 (31)								
32		ISHIKAWA Kentaro	JPN	3:28.37 (32)								
33		SPIESS Philipp	SUI	3:29.25 (33)								
34		URGELA Erik	SVK	3:29.31 (34)								
35		KAPSO Martin	SVK	3:29.40 (35)								
36		BACHL Philipp	AUT	3:29.99 (36)								
37		REISTAD Petter	NOR	3:30.24 (37)								
38		MICHALOVSKY Rudolf	SVK	3:31.00 (38)								
39		PANISI Gilberto	ITA	3:31.96 (39)								
40		PFAB Johannes	GER	3:32.16 (40)								
41		HAMMER Reto	SUI	3:32.41 (41)								
42		THORSTENSEN Erik Lippestad	NOR	3:32.44 (42)								
43		DU PASQUIER Arnaud	SUI	3:32.79 (43)								
44		BURSILL Jackson	AUS	3:33.60 (44)								
45		YAREMENKO Kostyantyn	UKR	3:33.87 (45)								
46		JAKELIUNAS Lukas	LTU	3:34.15 (46)								
47		DURSUN Hamza	TUR	3:34.33 (47)								



Results

REVISED
5 FEB 14:04

Rank	Bib	Name	NSA Code	Qualif. Time	QF-1	QF-2	QF-3	QF-4	QF-5	SF-1	SF-2	Final Heat
48		ANTONSEN Vegard	NOR	3:34.59 (48)								
49		BRUNN David	SVK	3:35.74 (49)								
50		MARUHA Pavel	BLR	3:35.83 (50)								
51		WEISHAEUPL Andreas	GER	3:35.85 (51)								
52		SZABO Milan	HUN	3:36.03 (52)								
53		SHANG Jincal	CHN	3:36.41 (53)								
54		MARCHYHAK Ivan	UKR	3:36.61 (54)								
55		BECCHIS Emanuele	ITA	3:36.93 (55)								
56		JAAMA Mattis	EST	3:38.70 (56)								
57		GIOVINE Dario	ITA	3:39.01 (57)								
58		POLLUSTE Mart Kevin	EST	3:39.15 (58)								
59		TKACHENKO Nikita	KAZ	3:39.19 (59)								
60		STROLIA Tautvydas	LTU	3:39.56 (60)								
61		NIKANDER Aku	FIN	3:41.23 (61)								
62		NASSAR Martin	EST	3:43.79 (62)								
63		ZHAO Dalong	CHN	3:45.12 (63)								
64		HWANG Junho	KOR	3:45.83 (64)								
65		SOLBERG Petter Langaard	NOR	3:46.83 (65)								
66		BOLD Byambadorj	MGL	3:47.91 (66)								
67		HA Taebok	KOR	3:48.02 (67)								
68		KIM Eunho	KOR	3:49.49 (68)								
69		DRUSYS Jaunius	LTU	3:49.92 (69)								
70		ATES Savas	TUR	3:52.30 (70)								
71		BOCHANSKI Kyle	USA	3:52.86 (71)								
72		BAASANSUREN Amarsanaa	MGL	3:52.94 (72)								
73		KIM Minuk	KOR	3:53.60 (73)								
74		NOREN Benjamin	USA	3:54.13 (74)								
75		MOSCONI Pietro	ITA	3:54.77 (75)								
76		MARCHENKO Andriy	UKR	3:58.00 (76)								
77		BATMUNKH Achbadrakh	MGL	3:59.45 (78)								
78		VIGNAROLI Taylor	USA	4:00.86 (79)								
79		WISWELL Samuel	USA	4:01.16 (80)								
80		LEE Hojin	KOR	4:01.22 (81)								
81		CHO Yongjin	KOR	4:01.66 (82)								
82		SOLVANG Sindre	USA	4:24.92 (83)								

Disqualified

OTGONDAVAA Gantulga	MGL	Qualification - Article 2.1 FIS AD Rules
---------------------	-----	--

Reason for disqualification:

Article 2.1 FIS AD Rules: Article 2.1 of the FIS Anit Doping Rules

Did Not Start - Qualification

HOUGH Nathaniel	USA
-----------------	-----



Results

REVISED
5 FEB 14:04

Weather	Snow Condition	Temperatures		Competitors / Ctrys				
		Air	Snow	Entries	Ranked	DNS	DNF	DSQ
Snow	Packed	-4,0°C	-4,0°C	84/24	82/24	1/1	0/0	1/1

FIS Technical Delegate: VODRAZKA Jakub (CZE)	Race Secretary: JANCIK Matus (SVK)
--	--

LEGEND

DNF	Did Not Finish	DNS	Did Not Start	DSQ	Disqualified	PF	Photo Finish	QF-1	Quarter Final 1
QF-2	Quarter Final 2	QF-3	Quarter Final 3	QF-4	Quarter Final 4	QF-5	Quarter Final 5	SF-1	Semi Final 1
SF-2	Semi Final 2								

BIB 84 OTGONDAVAA Gantulga (MGL) Disqualified doping offence - Article 2.1 FIS AD Rules

25 JAN 2015 / Štrbske Pleso (SVK) / 3147

Timing and Results provided by  **TISSOT**



Results Bracket

Jury Information		Course Information	
FIS Technical Delegate	VODRAZKA Jakub (CZE)	Name:	Sprint
FISU Race Director	KIELPINSKA Zofia (POL)	Height Difference (HD):	22 m
FIS Assistant Technical Delegate	HECICO Emil (ROU)	Maximum Climb (MC):	17 m
Assistant TD Nat.	DURCO Peter (SVK)	Total Climb (TC):	50 m
Chief of Competition	SERFEL Michal (SVK)	Length of Lap:	1600 m
		Number of Laps:	1

Quarterfinal

Semifinal

Final

Heat 1	12:25:00	3:25.87
1 STAREGA M. (POL)		0.00
10 CHANAVAT L. (FRA)		+1.22
PF 21 RAKHIMBAYEV D. (KAZ)		+3.28
PF 11 BONDARENKO Y. (KAZ)		+3.34
30 WATSON C. (AUS)		+5.80
20 SUN Q. (CHN)		+15.82

Heat 2	12:30:00	3:30.19
PF 7 VALIAKHMETOV R. (RUS)		0.00
PF 14 LARKOV A. (RUS)		+0.04
24 OLEX M. (GER)		+0.25
4 MOTOR K. (POL)		+0.59
27 UDA T. (JPN)		+1.72
17 ANTOLEC J. (POL)		+9.16

Heat 3	12:35:00	3:30.40
5 BELLINGHAM P. (AUS)		0.00
16 HERBURGER A. (AUT)		+0.09
6 MIYAZAWA H. (JPN)		+0.19
26 SEGEC A. (SVK)		+2.42
15 PEREKHODA R. (UKR)		+6.06
25 SATOU T. (JPN)		+10.34

Heat 4	12:40:00	3:22.17
9 SHAKIRZIANOV R. (RUS)		0.00
2 GAFAROV A. (RUS)		+1.99
12 RAGOZIN R. (KAZ)		+2.89
29 KRASOVSKYI O. (UKR)		+5.39
19 MAK A. (CZE)		+7.55
22 LIGOCKI M. (POL)		+12.01

Heat 5	12:45:00	3:25.72
3 STADLOBER L. (AUT)		0.00
8 FELLER A. (RUS)		+0.11
18 GUIGONNET L. (FRA)		+0.60
23 GRAV J. (NOR)		+2.57
13 SEMIKOV I. (RUS)		+8.29
28 STAROSTIN M. (KAZ)		+10.13

Heat 1	13:01:30	3:23.19
14 LARKOV A. (RUS)		0.00
1 STAREGA M. (POL)		+0.13
10 CHANAVAT L. (FRA)		+0.72
5 BELLINGHAM P. (AUS)		+3.56
7 VALIAKHMETOV R. (RUS)		+6.55
18 GUIGONNET L. (FRA)		+28.02

Heat 2	13:07:00	3:25.00
9 SHAKIRZIANOV R. (RUS)		0.00
2 GAFAROV A. (RUS)		+0.24
16 HERBURGER A. (AUT)		+0.48
3 STADLOBER L. (AUT)		+2.98
8 FELLER A. (RUS)		+3.78
12 RAGOZIN R. (KAZ)		+14.15

Final Heat	13:19:00	3:22.41
14 LARKOV A. (RUS)		0.00
2 GAFAROV A. (RUS)		+0.18
9 SHAKIRZIANOV R. (RUS)		+1.23
1 STAREGA M. (POL)		+3.58
16 HERBURGER A. (AUT)		+17.54
10 CHANAVAT L. (FRA)		+33.97

Progression rule

The best actual heat times are used to select who will advance from the 3rd and 4th places (Lucky Losers).

LEGEND

LL Lucky Loser PF Photo Finish



Medallists

Medal	Name	Country
GOLD	LARKOV Andrey	RUS - Russian Federation
SILVER	GAFAROV Anton	RUS - Russian Federation
BRONZE	SHAKIRZIANOV Raul	RUS - Russian Federation

LEGEND

Country Country Code



Start List

REVISED
27 JAN 18:08

Jury Information		Course Information	
FIS Technical Delegate	VODRAZKA Jakub (CZE)	Name:	Sprint 1.6 km
FISU Race Director	KIELPINSKA Zofia (POL)	Height Difference (HD):	22 m
FIS Assistant Technical Delegate	HECICO Emil (ROU)	Maximum Climb (MC):	17 m
Assistant TD National	DURCO Peter (SVK)	Total Climb (TC):	50 m
Chief of Competition	SERFEL Michal (SVK)	Length of Lap:	1600 m
Race Secretary	JANCIK Matus (SVK)	Number of Laps:	1

Number of Competitors: 84, Number of Countries: 24

Bib	FIS Code	Name	Country Code	FIS Sprint Points	Start	Remarks
1	3480503	GAFAROV Anton	RUS	26.72	10:30:15	
2	3430103	STAREGA Maciej	POL	30.47	10:30:30	
3	3300373	MIYAZAWA Hiroyuki	JPN	49.20	10:30:45	
4	3040101	BELLINGHAM Phillip	AUS	57.42	10:31:00	
5	3670039	RAGOZIN Roman	KAZ	63.36	10:31:15	
6	3480438	FELLER Andrey	RUS	64.69	10:31:30	
7	3430197	MOTOR Konrad	POL	75.13	10:31:45	
8	3481132	LARKOV Andrey	RUS	82.36	10:32:00	
9	3480669	SHAKIRZIANOV Raul	RUS	84.69	10:32:15	
10	3670026	STAROSTIN Mark	KAZ	87.29	10:32:30	
11	3480928	VALIAKHMETOV Ravil	RUS	95.10	10:32:45	
12	3430141	ANTOLEC Jan	POL	95.16	10:33:00	
13	3300362	ISHIKAWA Kentaro	JPN	95.81	10:33:15	
14	3150450	MAKA Daniel	CZE	101.91	10:33:30	
15	3422003	REISTAD Petter	NOR	103.12	10:33:45	
16	3120031	SUN Qinghai	CHN	107.37	10:34:00	
17	3390148	JAAMA Mattis	EST	111.70	10:34:15	
18	3481988	SEMIKOV Ilia	RUS	113.78	10:34:30	
19	3690030	PEREKHODA Ruslan	UKR	116.28	10:34:45	
20	3040080	WATSON Callum	AUS	123.52	10:35:00	
21	3050155	STADLOBER Luis	AUT	125.63	10:35:15	
22	3422004	THORSTENSEN Erik Lippestad	NOR	128.82	10:35:30	
23	3670046	BONDARENKO Yevgeniy	KAZ	132.88	10:35:45	
24	3390170	POLLUSTE Mart Kevin	EST	135.02	10:36:00	
25	3421379	GRAV Jorgen	NOR	135.90	10:36:15	
26	3700073	SEGEC Andrej	SVK	139.63	10:36:30	
27	3700070	MICHALOVSKY Rudolf	SVK	140.74	10:36:45	
28	3700057	BRUNN David	SVK	145.06	10:37:00	
29	3430166	LIGOCKI Mateusz	POL	147.07	10:37:15	
30	3515224	SPIESS Philipp	SUI	150.16	10:37:30	
31	3510440	HAMMER Reto	SUI	150.61	10:37:45	
32	3700058	KAPSO Martin	SVK	152.37	10:38:00	
33	3190401	GUIGONNET Loic	FRA	158.44	10:38:15	
34	3390166	NASSAR Martin	EST	158.96	10:38:30	
35	3660091	MARUHA Pavel	BLR	159.47	10:38:45	
36	3670038	RAKHIMBAYEV Daulet	KAZ	164.23	10:39:00	
37	3510458	DU PASQUIER Arnaud	SUI	170.67	10:39:15	
38	3240009	SZABO Milan	HUN	178.64	10:39:30	
39	3040098	BURSILL Jackson	AUS	181.18	10:39:45	
40	3200253	PFAB Johannes	GER	185.45	10:40:00	
41	3422027	ANTONSEN Vegard	NOR	188.14	10:40:15	
42	3300374	SATOU Tomoki	JPN	192.85	10:40:30	
43	3690074	KRASOVSKYI Oleksii	UKR	200.19	10:40:45	
44	3300422	UDA Takatsugu	JPN	203.20	10:41:00	
45	3780027	JAKELIUNAS Lukas	LTU	205.10	10:41:15	
46	3200435	OLEX Max	GER	215.46	10:41:30	
47	3690065	YOLTUKHOVSKYY Oleg	UKR	223.34	10:41:45	
48	3780034	DRUSYS Jaunius	LTU	224.28	10:42:00	
49	3780033	STROLIA Tautvydas	LTU	240.01	10:42:15	
50	3120063	SHANG Jincai	CHN	247.47	10:42:30	
51	3180600	NIKANDER Aku	FIN	248.05	10:42:45	
52	3320127	HWANG Junho	KOR	249.60	10:43:00	



Start List

REVISED
27 JAN 18:08

Bib	FIS Code	Name	Country Code	FIS Sprint Points	Start	Remarks
53	3690069	YAREMENKO Kostyantyn	UKR	262.66	10:43:15	
54	3670051	TKACHENKO Nikita	KAZ	263.49	10:43:30	
55	3290476	PANISI Gilberto	ITA	267.92	10:43:45	
56	3290374	BECCHIS Emanuele	ITA	290.27	10:44:00	
57	3320135	KIM Minuk	KOR	327.62	10:44:15	
58	3320120	HA Taebok	KOR	329.08	10:44:30	
59	3320150	CHO Yongjin	KOR	349.61	10:44:45	
60	3520052	ATES Savas	TUR	398.70	10:45:00	
61	3530707	BOCHANSKI Kyle	USA	414.42	10:45:15	
62	3320144	LEE Hojin	KOR	434.16	10:45:30	
63	3320158	KIM Eunho	KOR	449.42	10:45:45	
64	3530694	NOREN Benjamin	USA	489.34	10:46:00	
65	3530787	VIGNAROLI Taylor	USA	619.04	10:46:15	
66	3530794	WISWELL Samuel	USA	693.88	10:46:30	
67	3530788	SOLVANG Sindre	USA	801.56	10:46:45	

Seeded by Distance Points

68	3050121	HERBURGER Aurelius	AUT	64.75	10:47:00	
69	3700075	URGELA Erik	SVK	153.57	10:47:15	
70	3690075	MARCHENKO Andriy	UKR	165.28	10:47:30	
71	3200444	WEISHAEUPL Andreas	GER	181.55	10:47:45	
72	3690090	MARCHYSHAK Ivan	UKR	191.85	10:48:00	
73	3520046	DURSUN Hamza	TUR	239.99	10:48:15	
74	3422157	SOLBERG Petter Langaard	NOR	264.67	10:48:30	
75	3720011	BOLD Byambadorj	MGL	290.89	10:48:45	
76	3050128	BACHL Philipp	AUT		10:49:00	
77	3720014	BATMUNKH Achbadrakh	MGL		10:49:15	
78	3120050	ZHAO Dalong	CHN		10:49:30	
79	3290319	GIOVINE Dario	ITA		10:49:45	
80	3190323	CHANAVAT Lucas	FRA		10:50:00	
81	3720013	BAASANSUREN Amarsanaa	MGL		10:50:15	
82	3290420	MOSCONI Pietro	ITA		10:50:30	
83	3530661	HOUGH Nathaniel	USA		10:50:45	
84	3720012	OTGONDAVAA Gantulga	MGL		10:51:00	

revised - FIS Code for BIB 81 added

25 JAN 2015 / Strbske Pleso (SVK) / 3146

Timing and Results provided by  TISSOT



SUN 25 JAN 2015

Start Time 10:30 / End Time 10:55

Results - Qualification

REVISED
5 FEB 14:00

Jury Information				Course Information			
FIS Technical Delegate	VODRAZKA Jakub (CZE)			Name:	Sprint 1.6 km		
FISU Race Director	KIELPINSKA Zofia (POL)			Height Difference (HD):	22 m		
FIS Assistant Technical Delegate	HECICO Emil (ROU)			Maximum Climb (MC):	17 m		
Assistant TD National	DURCO Peter (SVK)			Total Climb (TC):	50 m		
Chief of Competition	SERFEL Michal (SVK)			Length of Lap:	1600 m		
				Number of Laps:	1		

Rank	Bib	FIS Code	Name	NSA Code	Finish Time	Behind	FIS Points	Remarks
1	2	3430103	STAREGA Maciej	POL	3:16.85	0.00	30.56	Qualified
2	1	3480503	GAFAROV Anton	RUS	3:18.26	+1.41	39.16	Qualified
3	21	3050155	STADLOBER Luis	AUT	3:18.71	+1.86	41.90	Qualified
4	7	3430197	MOTOR Konrad	POL	3:20.78	+3.93	54.52	Qualified
5	4	3040101	BELLINGHAM Phillip	AUS	3:20.87	+4.02	55.07	Qualified
6	3	3300373	MIYAZAWA Hiroyuki	JPN	3:21.38	+4.53	58.17	Qualified
7	11	3480928	VALIAKHMETOV Ravil	RUS	3:21.52	+4.67	59.03	Qualified
8	6	3480438	FELLER Andrey	RUS	3:21.53	+4.68	59.09	Qualified
9	9	3480669	SHAKIRZIANOV Raul	RUS	3:21.55	+4.70	59.21	Qualified
10	80	3190323	CHANAVAL Lucas	FRA	3:22.54	+5.69	65.25	Qualified
11	23	3670046	BONDARENKO Yevgeniy	KAZ	3:22.93	+6.08	67.62	Qualified
12	5	3670039	RAGOZIN Roman	KAZ	3:23.27	+6.42	69.70	Qualified
13	18	3481988	SEMIKOV Ilia	RUS	3:23.67	+6.82	72.13	Qualified
14	8	3481132	LARKOV Andrey	RUS	3:23.91	+7.06	73.60	Qualified
15	19	3690030	PEREKHODA Ruslan	UKR	3:24.10	+7.25	74.76	Qualified
16	68	3050121	HERBURGER Aurelius	AUT	3:24.50	+7.65	77.19	Qualified
17	12	3430141	ANTOLEC Jan	POL	3:24.68	+7.83	78.29	Qualified
18	33	3190401	GUIGONNET Loic	FRA	3:24.87	+8.02	79.45	Qualified
19	14	3150450	MAKA Daniel	CZE	3:25.06	+8.21	80.61	Qualified
20	16	3120031	SUN Qinghai	CHN	3:25.85	+9.00	85.42	Qualified
21	36	3670038	RAKHIMBAYEV Daulet	KAZ	3:25.96	+9.11	86.09	Qualified
22	29	3430166	LIGOCKI Mateusz	POL	3:26.26	+9.41	87.92	Qualified
23	25	3421379	GRAV Jorgen	NOR	3:26.32	+9.47	88.29	Qualified
24	46	3200435	OLEX Max	GER	3:26.37	+9.52	88.59	Qualified
25	42	3300374	SATOU Tomoki	JPN	3:27.24	+10.39	93.90	Qualified
26	26	3700073	SEGEC Andrej	SVK	3:27.27	+10.42	94.08	Qualified
27	44	3300422	UDA Takatsugu	JPN	3:27.34	+10.49	94.51	Qualified
28	10	3670026	STAROSTIN Mark	KAZ	3:27.45	+10.60	95.18	Qualified
29	43	3690074	KRASOVSKYI Oleksii	UKR	3:27.71	+10.86	96.76	Qualified
30	20	3040080	WATSON Callum	AUS	3:27.83	+10.98	97.49	Qualified
31	47	3690065	YOLTUKHOVSKYY Oleg	UKR	3:28.24	+11.39	99.99	Not Qualified
32	13	3300362	ISHIKAWA Kentaro	JPN	3:28.37	+11.52	100.79	Not Qualified
33	30	3515224	SPIESS Philipp	SUI	3:29.25	+12.40	106.15	Not Qualified
34	69	3700075	URGELA Erik	SVK	3:29.31	+12.46	106.52	Not Qualified
35	32	3700058	KAPSO Martin	SVK	3:29.40	+12.55	107.06	Not Qualified
36	76	3050128	BACHL Philipp	AUT	3:29.99	+13.14	110.66	Not Qualified
37	15	3422003	REISTAD Petter	NOR	3:30.24	+13.39	112.19	Not Qualified
38	27	3700070	MICHALOVSKY Rudolf	SVK	3:31.00	+14.15	116.82	Not Qualified
39	55	3290476	PANISI Gilberto	ITA	3:31.96	+15.11	122.67	Not Qualified
40	40	3200253	PFAB Johannes	GER	3:32.16	+15.31	123.89	Not Qualified
41	31	3510440	HAMMER Reto	SUI	3:32.41	+15.56	125.41	Not Qualified
42	22	3422004	THORSTENSEN Erik Lippestad	NOR	3:32.44	+15.59	125.60	Not Qualified
43	37	3510458	DU PASQUIER Arnaud	SUI	3:32.79	+15.94	127.73	Not Qualified
44	39	3040098	BURSILL Jackson	AUS	3:33.60	+16.75	132.67	Not Qualified
45	53	3690069	YAREMENKO Kostyantyn	UKR	3:33.87	+17.02	134.31	Not Qualified
46	45	3780027	JAKELIUNAS Lukas	LTU	3:34.15	+17.30	136.02	Not Qualified
47	73	3520046	DURSUN Hamza	TUR	3:34.33	+17.48	137.12	Not Qualified
48	41	3422027	ANTONSEN Vegard	NOR	3:34.59	+17.74	138.70	Not Qualified
49	28	3700057	BRUNN David	SVK	3:35.74	+18.89	145.71	Not Qualified
50	35	3660091	MARUHA Pavel	BLR	3:35.83	+18.98	146.26	Not Qualified
51	71	3200444	WEISHAEUPL Andreas	GER	3:35.85	+19.00	146.38	Not Qualified
52	38	3240009	SZABO Milan	HUN	3:36.03	+19.18	147.48	Not Qualified
53	50	3120063	SHANG Jincai	CHN	3:36.41	+19.56	149.80	Not Qualified
54	72	3690090	MARCHYHAK Ivan	UKR	3:36.61	+19.76	151.02	Not Qualified



Results - Qualification

REVISED
5 FEB 14:00

Rank	Bib	FIS Code	Name	NSA Code	Finish Time	Behind	FIS Points	Remarks
55	56	3290374	BECCHIS Emanuele	ITA	3:36.93	+20.08	152.97	Not Qualified
56	17	3390148	JAAMA Mattis	EST	3:38.70	+21.85	163.76	Not Qualified
57	79	3290319	GIOVINE Dario	ITA	3:39.01	+22.16	165.65	Not Qualified
58	24	3390170	POLLUSTE Mart Kevin	EST	3:39.15	+22.30	166.50	Not Qualified
59	54	3670051	TKACHENKO Nikita	KAZ	3:39.19	+22.34	166.74	Not Qualified
60	49	3780033	STROLIA Tautvydas	LTU	3:39.56	+22.71	169.00	Not Qualified
61	51	3180600	NIKANDER Aku	FIN	3:41.23	+24.38	179.18	Not Qualified
62	34	3390166	NASSAR Martin	EST	3:43.79	+26.94	194.79	Not Qualified
63	78	3120050	ZHAO Dalong	CHN	3:45.12	+28.27	202.89	Not Qualified
64	52	3320127	HWANG Junho	KOR	3:45.83	+28.98	207.22	Not Qualified
65	74	3422157	SOLBERG Petter Langaard	NOR	3:46.83	+29.98	213.32	Not Qualified
66	75	3720011	BOLD Byambadorj	MGL	3:47.91	+31.06	219.90	Not Qualified
67	58	3320120	HA Taebok	KOR	3:48.02	+31.17	220.57	Not Qualified
68	63	3320158	KIM Eunho	KOR	3:49.49	+32.64	229.53	Not Qualified
69	48	3780034	DRUSYS Jaunius	LTU	3:49.92	+33.07	232.16	Not Qualified
70	60	3520052	ATES Savas	TUR	3:52.30	+35.45	246.66	Not Qualified
71	61	3530707	BOCHANSKI Kyle	USA	3:52.86	+36.01	250.08	Not Qualified
72	81	3720013	BAASANSUREN Amarsanaa	MGL	3:52.94	+36.09	250.57	Not Qualified
73	57	3320135	KIM Minuk	KOR	3:53.60	+36.75	254.59	Not Qualified
74	64	3530694	NOREN Benjamin	USA	3:54.13	+37.28	257.82	Not Qualified
75	82	3290420	MOSCONI Pietro	ITA	3:54.77	+37.92	261.72	Not Qualified
76	70	3690075	MARCHENKO Andriy	UKR	3:58.00	+41.15	281.41	Not Qualified
77	77	3720014	BATMUNKH Achbadrakh	MGL	3:59.45	+42.60	290.25	Not Qualified
78	65	3530787	VIGNAROLI Taylor	USA	4:00.86	+44.01	298.85	Not Qualified
79	66	3530794	WISWELL Samuel	USA	4:01.16	+44.31	300.67	Not Qualified
80	62	3320144	LEE Hojin	KOR	4:01.22	+44.37	301.04	Not Qualified
81	59	3320150	CHO Yongjin	KOR	4:01.66	+44.81	303.72	Not Qualified
82	67	3530788	SOLVANG Sindre	USA	4:24.92	+1:08.07	445.52	Not Qualified

Disqualified	84	3720012	OTGONDAVAA Gantulga	MGL	Article 2.1 FIS AD Rules
---------------------	----	---------	---------------------	-----	--------------------------

Reason for disqualification:

Article 2.1 FIS AD Rules: Article 2.1 of the FIS Anti Doping Rules

Did Not Start	83	3530661	HOUGH Nathaniel	USA
----------------------	----	---------	-----------------	-----

Weather	Snow Condition	Temperatures		Competitors / Ctrys				
		Air	Snow	Entries	Ranked	DNS	DNF	DSQ
Snow	Packed	-4,0°C	-4,0°C	84/24	82/24	1/1	0/0	1/1

FIS Technical Delegate: VODRAZKA Jakub (CZE)	Race Secretary: JANCIK Matus (SVK)
---	---

LEGEND	DNF Did Not Finish	DNS Did Not Start	DSQ Disqualified
---------------	--------------------	-------------------	------------------

BIB 84 OTGONDAVAA Gantulga (MGL) Disqualified doping offence - Article 2.1 FIS AD Rules



WINTER
UNIVERSIADE
ŠTRBSKÉ PLESO/OSRBLIE
NORDIC SKIING & BIATHLON
2015



RESULT BOOK

CROSS COUNTRY



WED 28 JAN 2015

Start Time 11:30

Start List

Jury Information		Course Information	
FIS Technical Delegate	VODRAZKA Jakub (CZE)	Name:	5 km
FISU Race Director	KIELPINSKA Zofia (POL)	Height Difference (HD):	50 m
FIS Assistant Technical Delegate	HECICO Emil (ROU)	Maximum Climb (MC):	45 m
Assistant TD Nat.	DURCO Peter (SVK)	Total Climb (TC):	178 m
Chief of Competition	SERFEL Michal (SVK)	Length of Lap:	4853 m
		Number of Laps:	2

Number of Competitors: 92, Number of Countries: 24

Bib	FIS Code	Name	Country Code	FIS Points	Start	Remarks
1	3120050	ZHAO Dalong	CHN		11:30:30	
2	3720013	BAASANSUREN Amarsanaa	MGL		11:31:00	
3	3290420	MOSCONI Pietro	ITA		11:31:30	
4	3530661	HOUGH Nathaniel	USA		11:32:00	
5	3720014	BATMUNKH Achbadrakh	MGL		11:32:30	
6	3050128	BACHL Philipp	AUT		11:33:00	
7	3720012	OTGONDAVAA Gantulga	MGL		11:33:30	
8	3530788	SOLVANG Sindre	USA	646.27	11:34:00	
9	3530706	RODGERS Patrick	USA	302.86	11:34:30	
10	3720011	BOLD Byambadorj	MGL	290.89	11:35:00	
11	3530794	WISWELL Samuel	USA	278.58	11:35:30	
12	3422157	SOLBERG Petter Langaard	NOR	264.67	11:36:00	
13	3290374	BECCHIS Emanuele	ITA	250.19	11:36:30	
14	3520046	DURSUN Hamza	TUR	239.99	11:37:00	
15	3530707	BOCHANSKI Kyle	USA	222.57	11:37:30	
16	3530798	TIMMONS William	USA	213.37	11:38:00	
17	3780034	DRUSYS Jaunius	LTU	204.58	11:38:30	
18	3690090	MARCHYSHAK Ivan	UKR	191.85	11:39:00	
19	3190401	GUIGONNET Loic	FRA	191.54	11:39:30	
20	3520052	ATES Savas	TUR	187.96	11:40:00	
21	3200444	WEISHAEUPL Andreas	GER	181.55	11:40:30	
22	3390170	POLLUSTE Mart Kevin	EST	176.00	11:41:00	
23	3700069	POLACKO Michal	SVK	169.49	11:41:30	
24	3690075	MARCHENKO Andriy	UKR	165.28	11:42:00	
25	3690065	YOLTUKHOVSKYY Oleg	UKR	163.74	11:42:30	
26	3040098	BURSILL Jackson	AUS	160.97	11:43:00	
27	3120031	SUN Qinghai	CHN	159.26	11:43:30	
28	3390148	JAAMA Mattis	EST	158.83	11:44:00	
29	3700075	URGELA Erik	SVK	153.57	11:44:30	
30	3690069	YAREMENKO Kostyantyn	UKR	147.24	11:45:00	
31	3120063	SHANG Jincai	CHN	146.12	11:45:30	
32	3422004	THORSTENSEN Erik Lippestad	NOR	137.85	11:46:00	
33	3780033	STROLIA Dautvydas	LTU	136.86	11:46:30	
34	3700057	BRUNN David	SVK	136.01	11:47:00	
35	3660091	MARUHA Pavel	BLR	133.62	11:47:30	
36	3670047	RAKHIMBAYEV Almas	KAZ	133.34	11:48:00	
37	3510518	OTT Marcel	SUI	128.41	11:48:30	
38	3320144	LEE Hojin	KOR	126.74	11:49:00	
39	3390166	NASSAR Martin	EST	123.02	11:49:30	
40	3700070	MICHALOVSKY Rudolf	SVK	122.20	11:50:00	
41	3430166	LIGOCKI Mateusz	POL	122.16	11:50:30	
42	3320146	KIM Hyunwoo	KOR	119.87	11:51:00	
43	3180318	KAUPPINEN Aki	FIN	119.44	11:51:30	
44	3670051	TKACHENKO Nikita	KAZ	119.15	11:52:00	
45	3290476	PANISI Gilberto	ITA	116.72	11:52:30	
46	3200642	ESCHER Toni	GER	116.65	11:53:00	
47	3780027	JAKELIUNAS Lukas	LTU	104.40	11:53:30	
48	3320135	KIM Minuk	KOR	104.19	11:54:00	
49	3510454	LINDEGGER Janis	SUI	104.11	11:54:30	
50	3700073	SEGEC Andrej	SVK	101.59	11:55:00	
51	3200253	PFAB Johannes	GER	101.55	11:55:30	
52	3320147	LEE Jaebong	KOR	101.50	11:56:00	



Start List

Bib	FIS Code	Name	Country Code	FIS Points	Start	Remarks
53	3422027	ANTONSEN Vegard	NOR	99.58	11:56:30	
54	3670046	BONDARENKO Yevgeniy	KAZ	98.10	11:57:00	
55	3510440	HAMMER Reto	SUI	95.67	11:57:30	
56	3690030	PEREKHODA Ruslan	UKR	95.41	11:58:00	
57	3670025	MALYSHEV Alexandr	KAZ	90.86	11:58:30	
58	3150450	MAKA Daniel	CZE	89.57	11:59:00	
59	3515224	SPIESS Philipp	SUI	89.47	11:59:30	
60	3670038	RAKHIMBAYEV Daulet	KAZ	89.24	12:00:00	
61	3040080	WATSON Callum	AUS	85.70	12:00:30	
62	3040101	BELLINGHAM Phillip	AUS	85.14	12:01:00	
63	3320127	HWANG Junho	KOR	84.42	12:01:30	
64	3200435	OLEX Max	GER	80.61	12:02:00	
65	3690074	KRASOVSKYI Oleksii	UKR	79.34	12:02:30	
66	3190313	HAMOUMRAOUI Bertrand	FRA	76.95	12:03:00	
67	3150541	KORDAC Jacob	CZE	73.18	12:03:30	
68	3510458	DU PASQUIER Arnaud	SUI	71.75	12:04:00	
69	3430141	ANTOLEC Jan	POL	70.73	12:04:30	
70	3430197	MOTOR Konrad	POL	70.30	12:05:00	
71	3150519	FELLNER Adam	CZE	69.11	12:05:30	
72	3300374	SATOU Tomoki	JPN	68.63	12:06:00	
73	3300362	ISHIKAWA Kentaro	JPN	65.84	12:06:30	
74	3050121	HERBURGER Aurelius	AUT	64.75	12:07:00	
75	3050155	STADLOBER Luis	AUT	63.63	12:07:30	
76	3150432	SRAIL Jan	CZE	59.09	12:08:00	
77	3430103	STAREGA Maciej	POL	57.02	12:08:30	
78	3421379	GRAV Jorgen	NOR	54.51	12:09:00	
79	3150183	GRAF Jakub	CZE	53.06	12:09:30	
80	3180600	NIKANDER Aku	FIN	51.16	12:10:00	
81	3482131	GONTAR Valeriy	RUS	49.33	12:10:30	
82	3422003	REISTAD Petter	NOR	48.43	12:11:00	
83	3300422	UDA Takatsugu	JPN	46.99	12:11:30	
84	3670022	VELICHKO Yevgeniy	KAZ	42.74	12:12:00	
85	3490145	ROJO Imanol	ESP	40.94	12:12:30	
86	3190229	JEANNEROD Alexis	FRA	40.44	12:13:00	
87	3300373	MIYAZAWA Hiroyuki	JPN	40.03	12:13:30	
88	3481507	NIKOLAEV Artem	RUS	32.08	12:14:00	
89	3480438	FELLER Andrey	RUS	31.06	12:14:30	
90	3481988	SEMIKOV Iliia	RUS	29.30	12:15:00	
91	3480669	SHAKIRZIANOV Raul	RUS	20.95	12:15:30	
92	3481132	LARKOV Andrey	RUS	12.33	12:16:00	



WED 28 JAN 2015

Start Time 11:30 / End Time 12:40

Results

REVISED
5 FEB 14:11

Jury Information				Course Information			
FIS Technical Delegate	VODRAZKA Jakub (CZE)			Name:	5 km		
FISU Race Director	KIELPINSKA Zofia (POL)			Height Difference (HD):	50 m		
FIS Assistant Technical Delegate	HECICO Emil (ROU)			Maximum Climb (MC):	45 m		
Assistant TD Nat.	DURCO Peter (SVK)			Total Climb (TC):	178 m		
Chief of Competition	SERFEL Michal (SVK)			Length of Lap:	4853 m		
				Number of Laps:	2		

Rank	Bib	FIS Code	Name	NSA Code	0.8km Time Rank	5.0km Time Rank	8.1km Time Rank	Finish Time	Behind	FIS Points
1	89	3480438	FELLER Andrey	RUS	1:59.4=17	11:41.5 3	19:27.7 2	23:29.2	0.0	22.42
2	88	3481507	NIKOLAEV Artem	RUS	1:59.4=17	11:43.4 4	19:27.6 1	23:30.0	+0.8	22.87
3	81	3482131	GONTAR Valeriy	RUS	1:55.5 3	11:34.8 1	19:36.5 3	23:39.3	+10.1	28.15
4	87	3300373	MIYAZAWA Hiroyuki	JPN	1:55.9 5	11:40.8 2	19:39.4 4	23:44.7	+15.5	31.22
5	91	3480669	SHAKIRZIANOV Raul	RUS	1:53.6 1	11:44.8 5	19:46.4 6	23:47.3	+18.1	32.70
6	84	3670022	VELICHKO Yevgeniy	KAZ	1:59.0=14	11:58.3 11	19:52.4 7	23:53.5	+24.3	36.22
7	92	3481132	LARKOV Andrey	RUS	1:54.4 2	11:46.0 6	19:46.0 5	24:00.2	+31.0	40.02
8	90	3481988	SEMIKOV Ilia	RUS	1:58.7 12	11:49.1 8	19:52.9 8	24:01.6	+32.4	40.81
9	86	3190229	JEANNEROD Alexis	FRA	1:56.1 =6	11:56.2 10	20:04.9 10	24:17.6	+48.4	49.90
10	65	3690074	KRASOVSKIY Oleksii	UKR	1:59.0=14	11:56.1 9	20:03.0 9	24:23.7	+54.5	53.36
11	83	3300422	UDA Takatsugu	JPN	2:01.7 36	11:48.4 7	20:08.4 11	24:24.0	+54.8	53.53
12	66	3190313	HAMOUMRAOUI Bertrand	FRA	2:01.9=37	12:02.4 12	20:20.3 12	24:30.3	+1:01.1	57.11
13	57	3670025	MALYSHEV Alexandr	KAZ	2:01.4 33	12:06.4 14	20:21.5 13	24:33.5	+1:04.3	58.92
14	75	3050155	STADLOBER Luis	AUT	2:00.5 23	12:10.9 16	20:30.5 14	24:51.6	+1:22.4	69.20
15	30	3690069	YAREMENKO Kostyantyn	UKR	2:04.6=50	12:21.5 22	20:35.2 15	24:52.8	+1:23.6	69.88
16	29	3700075	URGELA Erik	SVK	2:03.6 47	12:25.8 27	20:46.8 19	25:00.3	+1:31.1	74.14
17	78	3421379	GRAV Jorgen	NOR	2:02.7=41	12:25.4=25	20:55.2 21	25:04.3	+1:35.1	76.41
18	31	3120063	SHANG Jincai	CHN	2:03.0 45	12:16.9 19	20:58.1 23	25:09.3	+1:40.1	79.25
19	80	3180600	NIKANDER Aku	FIN	1:55.7 4	12:04.1 13	20:41.8 17	25:09.4	+1:40.2	79.30
20	54	3670046	BONDARENKO Yevgeniy	KAZ	2:02.6 40	12:22.0 23	20:44.2 18	25:09.6	+1:40.4	79.42
21	77	3430103	STAREGA Maciej	POL	1:58.3 11	12:06.5 15	20:41.7 16	25:11.5	+1:42.3	80.50
22	74	3050121	HERBURGER Aurelius	AUT	2:07.1=64	12:36.7 37	21:02.2 26	25:21.9	+1:52.7	86.40
23	45	3290476	PANISI Gilberto	ITA	1:57.0 8	12:27.3 28	21:01.2 25	25:25.8	+1:56.6	88.61
24	69	3430141	ANTOLEC Jan	POL	1:57.6 9	12:15.9 17	20:58.5 24	25:26.1	+1:56.9	88.78
25	73	3300362	ISHIKAWA Kentaro	JPN	2:04.6=50	12:16.0 18	20:54.6 20	25:26.3	+1:57.1	88.90
26	70	3430197	MOTOR Konrad	POL	2:02.8=43	12:25.4=25	21:06.6 30	25:27.2	+1:58.0	89.41
27	50	3700073	SEGEK Andrej	SVK	2:01.5 34	12:31.9 33	21:02.8 27	25:27.3	+1:58.1	89.47
28	56	3690030	PEREKHODA Ruslan	UKR	1:58.9 13	12:19.1 20	20:56.5 22	25:29.3	+2:00.1	90.60
29	72	3300374	SATOU Tomoki	JPN	2:03.3 46	12:31.2 32	21:05.2 29	25:29.6	+2:00.4	90.77
30	47	3780027	JAKELIUNAS Lukas	LTU	2:06.9 63	12:36.9 38	21:03.7 28	25:33.9	+2:04.7	93.21
31	71	3150519	FELLNER Adam	CZE	2:01.0 30	12:30.9 31	21:15.5 32	25:38.5	+2:09.3	95.82
32	27	3120031	SUN Qinghai	CHN	1:57.8 10	12:20.7 21	21:08.4 31	25:40.2	+2:11.0	96.79
33	79	3150183	GRAF Jakob	CZE	2:05.0 52	12:34.1 34	21:22.9 36	25:43.4	+2:14.2	98.61
34	82	3422003	REISTAD Petter	NOR	1:59.9 20	12:27.8 29	21:25.2 37	25:45.3	+2:16.1	99.68
35	24	3690075	MARCHENKO Andriy	UKR	2:09.5 73	12:45.8=52	21:19.7 33	25:48.9	+2:19.7	101.73
35	41	3430166	LIGOCKI Mateusz	POL	2:00.4 22	12:37.8=39	21:26.0 38	25:48.9	+2:19.7	101.73
37	68	3510458	DU PASQUIER Arnaud	SUI	2:07.5 66	12:38.8 44	21:31.1 43	25:49.3	+2:20.1	101.95
38	36	3670047	RAKHIMBAYEV Almas	KAZ	2:06.3=58	12:36.2 36	21:20.5 34	25:49.7	+2:20.5	102.18
39	67	3150541	KORDAC Jacob	CZE	2:01.9=37	12:35.7 35	21:29.7 41	25:50.2	+2:21.0	102.47
40	64	3200435	OLEX Max	GER	2:00.9 29	12:40.0 47	21:36.3 49	25:55.2	+2:26.0	105.30
41	58	3150450	MAKA Daniel	CZE	2:00.7 27	12:37.8=39	21:33.7=46	25:55.4	+2:26.2	105.42
42	33	3780033	STROLIA Tautvydas	LTU	2:01.9=37	12:38.2 43	21:21.4 35	25:56.9	+2:27.7	106.27
43	19	3190401	GUIGONNET Loic	FRA	2:01.1=31	12:39.7=45	21:28.2 40	25:57.3	+2:28.1	106.50
44	14	3520046	DURSUN Hamza	TUR	2:05.7=55	12:48.8 56	21:34.4 48	25:58.5	+2:29.3	107.18
45	60	3670038	RAKHIMBAYEV Daulet	KAZ	2:06.3=58	12:39.7=45	21:33.7=46	25:58.7	+2:29.5	107.29
46	32	3422004	THORSTENSEN Erik Lippestad	NOR	1:56.1 =6	12:29.3 30	21:30.4 42	26:01.3	+2:32.1	108.77
47	6	3050128	BACHL Philipp	AUT	2:05.4 54	12:44.8 50	21:27.6 39	26:01.9	+2:32.7	109.11
48	62	3040101	BELLINGHAM Phillip	AUS	2:00.8 28	12:24.7 24	21:31.2 44	26:02.0	+2:32.8	109.16
49	43	3180318	KAUPPINEN Aki	FIN	2:10.5 76	12:52.1 57	21:38.2 50	26:02.3	+2:33.1	109.33
50	55	3510440	HAMMER Reto	SUI	2:00.6=24	12:45.8=52	21:40.3 52	26:03.4	+2:34.2	109.96
51	44	3670051	TKACHENKO Nikita	KAZ	1:59.8 19	12:38.0=41	21:33.3 45	26:04.7	+2:35.5	110.70
52	35	3660091	MARUHA Pavel	BLR	2:00.6=24	12:48.6 55	21:40.4 53	26:08.0	+2:38.8	112.57
53	40	3700070	MICHALOVSKY Rudolf	SVK	2:02.8=43	12:48.0 54	21:42.7 57	26:08.6	+2:39.4	112.91
54	85	3490145	ROJO Imanol	SPA	2:00.6=24	12:38.0=41	21:39.7 51	26:08.7	+2:39.5	112.97



Results

REVISED
5 FEB 14:11

Rank	Bib	FIS Code	Name	NSA Code	0.8km Time Rank	5.0km Time Rank	8.1km Time Rank	Finish Time	Behind	FIS Points
55	49	3510454	LINDEGGER Janis	SUI	2:01.1=31	12:45.5 51	21:42.0=55	26:10.5	+2:41.3	113.99
56	63	3320127	HWANG Junho	KOR	2:08.1 68	13:01.5 59	21:52.6 60	26:13.4	+2:44.2	115.64
57	18	3690090	MARCHYHAK Ivan	UKR	2:04.4 49	12:42.3 48	21:40.7 54	26:15.1	+2:45.9	116.60
58	53	3422027	ANTONSEN Vegard	NOR	1:59.1 16	12:43.5 49	21:42.0=55	26:19.1	+2:49.9	118.87
59	51	3200253	PFAB Johannes	GER	2:06.5 61	13:02.7 60	21:57.1 61	26:20.0	+2:50.8	119.38
60	1	3120050	ZHAO Dalong	CHN	2:05.7=55	13:00.0 58	21:48.4 58	26:21.4	+2:52.2	120.18
61	34	3700057	BRUNN David	SVK	2:10.9 78	13:12.7 68	22:02.8 62	26:22.5	+2:53.3	120.80
62	3	3290420	MOSCONI Pietro	ITA	2:06.4 60	13:03.3 62	21:52.2 59	26:31.6	+3:02.4	125.97
63	52	3320147	LEE Jaebong	KOR	2:09.4 72	13:10.1 63	22:07.4 63	26:35.7	+3:06.5	128.30
64	59	3515224	SPIESS Philipp	SUI	2:08.7 69	13:11.0 65	22:11.6 65	26:40.9	+3:11.7	131.25
65	23	3700069	POLACKO Michal	SVK	2:08.0 67	13:16.3 71	22:11.4 64	26:45.7	+3:16.5	133.97
66	25	3690065	YOLTUKHOVSKYY Oleg	UKR	2:01.6 35	13:03.2 61	22:15.4 66	26:46.0	+3:16.8	134.14
67	21	3200444	WEISHAEUPL Andreas	GER	2:09.6 74	13:11.3 67	22:18.9 67	26:49.6	+3:20.4	136.19
68	61	3040080	WATSON Callum	AUS	2:08.9 70	13:10.6 64	22:32.3 70	27:00.8	+3:31.6	142.54
69	10	3720011	BOLD Byambadorj	MGL	2:05.2 53	13:12.9 69	22:20.2 68	27:01.8	+3:32.6	143.11
70	46	3200642	ESCHER Toni	GER	2:14.4 82	13:18.2 72	22:25.9 69	27:04.9	+3:35.7	144.87
71	48	3320135	KIM Minuk	KOR	2:12.6 79	13:25.6 75	22:38.2 72	27:12.5	+3:43.3	149.19
72	26	3040098	BURSILL Jackson	AUS	2:02.7=41	13:11.1 66	22:36.2 71	27:15.9	+3:46.7	151.12
73	17	3780034	DRUSYS Jaunius	LTU	2:03.7 48	13:15.1 70	22:39.0 73	27:29.8	+4:00.6	159.01
74	28	3390148	JAAMA Mattis	EST	2:00.3 21	13:20.1 73	23:02.4 76	27:39.3	+4:10.1	164.40
75	38	3320144	LEE Hojin	KOR	2:16.0 85	13:38.7 78	22:59.5 74	27:41.0	+4:11.8	165.37
76	42	3320146	KIM Hyunwoo	KOR	2:10.7 77	13:36.7 77	23:03.7 77	27:45.6	+4:16.4	167.98
77	39	3390166	NASSAR Martin	EST	2:07.1=64	13:21.9 74	23:01.2 75	27:49.0	+4:19.8	169.91
78	20	3520052	ATES Savas	TUR	2:15.9 84	13:42.4 79	23:19.5 79	27:58.7	+4:29.5	175.41
79	4	3530661	HOUGH Nathaniel	USA	2:13.5 81	13:47.6 81	23:24.1 80	28:06.2	+4:37.0	179.67
80	16	3530798	TIMMONS William	USA	2:15.6 83	13:45.1 80	23:15.8 78	28:11.0	+4:41.8	182.40
81	15	3530707	BOCHANSKI Kyle	USA	2:06.8 62	13:32.4 76	23:24.2 81	28:16.6	+4:47.4	185.58
82	5	3720014	BATMUNKH Achbadrakh	MGL	2:17.1 87	13:59.6 83	23:33.7 82	28:19.8	+4:50.6	187.39
83	12	3422157	SOLBERG Petter Langaard	NOR	2:09.3 71	13:53.5 82	23:37.9 83	28:27.3	+4:58.1	191.65
84	13	3290374	BECCHIS Emanuele	ITA	2:16.2 86	14:14.4 86	24:03.9 85	28:46.6	+5:17.4	202.61
85	22	3390170	POLLUSTE Mart Kevin	EST	2:06.0 57	14:04.5 84	24:02.8 84	28:55.4	+5:26.2	207.60
86	9	3530706	RODGERS Patrick	USA	2:10.2 75	14:21.5 87	24:26.1 87	29:23.4	+5:54.2	223.50
87	2	3720013	BAASANSUREN Amarsanaa	MGL	2:13.3 80	14:14.1 85	24:15.4 86	29:45.9	+6:16.7	236.27
88	11	3530794	WISWELL Samuel	USA	2:22.5 88	14:30.7 88	24:34.9 88	29:47.5	+6:18.3	237.18
89	8	3530788	SOLVANG Sindre	USA	2:29.5 89	16:11.0 89	28:12.8 89	33:51.5	+10:22.3	375.70

Disqualified

7	3720012	OTGONDAVAA Gantulga	MGL	Article 2.1 FIS AD Rules
---	---------	---------------------	-----	--------------------------

Reason for disqualification:

Article 2.1 FIS AD Rules: Article 2.1 of the FIS Anti Doping Rules

Did Not Start

37	3510518	OTT Marcel	SUI
76	3150432	SRAIL Jan	CZE



Results

REVISED
5 FEB 14:11

Weather	Snow Condition	Temperatures		Competitors / Ctrys				
		Air	Snow	Entries	Ranked	DNS	DNF	DSQ
Cloudy	Packed	-4,0°C	-5,0°C	92/24	89/24	2/2	0/0	1/1

FIS Technical Delegate:

VODRAZKA Jakub (CZE)

Race Secretary:

JANCIK Matus (SVK)

LEGEND

= Equal sign indicates that two or more competitors share the same rank
 DNS Did Not Start
 DNF Did Not Finish
 DSQ Disqualified

BIB 7 OTGONDAVAA Gantulga (MGL) Disqualified doping offence - Article 2.1 FIS AD Rules

28 JAN 2015 / Štrbske Pleso (SVK) / 3150

Timing and Results provided by  **TISSOT**

_73A 1.1

Report Created FRI 5 FEB 2016 14:11

Page 3/3



Medallists

Medal	Name	Country
GOLD	FELLER Andrey	RUS - Russian Federation
SILVER	NIKOLAEV Artem	RUS - Russian Federation
BRONZE	GONTAR Valeriy	RUS - Russian Federation

LEGEND

Country Country Code



WINTER
UNIVERSIADE
ŠTRBSKÉ PLESO/OSRBLIE
NORDIC SKIING & BIATHLON
2015



RESULT BOOK

CROSS COUNTRY



Start List

REVISED
30 JAN 12:21

Jury Information		Course Information	
FIS Technical Delegate	VODRAZKA Jakub (CZE)	Name:	2.5 km C 2.5 km F
FISU Race Director	KIELPINSKA Zofia (POL)	Height Difference (HD):	41 m 25 m
FIS Assistant Technical Delegate	HECICO Emil (ROU)	Maximum Climb (MC):	36 m 25 m
Assistant TD Nat.	DURCO Peter (SVK)	Total Climb (TC):	106 m 78 m
Chief of Competition	SERFEL Michal (SVK)	Length of Lap:	2720 m 2407 m
		Number of Laps:	6 6

Number of Competitors: 60, Number of Countries: 15

Bib Leg	Country	Bib Colour/ Technique	Name	Start Row	Remarks
1	KAZ - KAZAKHSTAN			1	
1-1	r / C		MALYSHEV Alexandr		
1-2	g / C		VELICHKO Yevgeniy		
1-3	y / F		BONDARENKO Yevgeniy		
1-4	b / F		STAROSTIN Mark		
2	RUS - RUSSIAN FEDERATION			1	
2-1	r / C		FELLER Andrey		
2-2	g / C		NIKOLAEV Artem		
2-3	y / F		SHAKIRZIANOV Raul		
2-4	b / F		LARKOV Andrey		
3	JPN - JAPAN			1	
3-1	r / C		ISHIKAWA Kentaro		
3-2	g / C		MIYAZAWA Hiroyuki		
3-3	y / F		SATOU Tomoki		
3-4	b / F		UDA Takatsugu		
4	CZE - CZECH REPUBLIC			1	
4-1	r / C		KORDAC Jacob		
4-2	g / C		FELLNER Adam		
4-3	y / F		GRAF Jakub		
4-4	b / F		MAKA Daniel		
5	ITA - ITALY			1	
5-1	r / C		PANISI Gilberto		
5-2	g / C		MOSCONI Pietro		
5-3	y / F		GIOVINE Dario		
5-4	b / F		BECCHIS Emanuele		
6	NOR - NORWAY			2	
6-1	r / C		GRAV Jorgen		
6-2	g / C		THORSTENSEN Erik Lippestad		
6-3	y / F		ANTONSEN Vegard		
6-4	b / F		REISTAD Petter		
7	UKR - UKRAINE			2	
7-1	r / C		KRASOVSKYI Oleksii		
7-2	g / C		YAREMENKO Kostyantyn		
7-3	y / F		YOLTUKHOVSKYY Oleg		
7-4	b / F		PEREKHODA Ruslan		
8	SVK - SLOVAKIA			2	
8-1	r / C		SEGEC Andrej		
8-2	g / C		URGELA Erik		
8-3	y / F		MICHALOVSKY Rudolf		
8-4	b / F		BRUNN David		



Start List

REVISED
30 JAN 12:21

Bib Leg	Country	Bib Colour/ Technique	Name	Start Row	Remarks
9 GER - GERMANY				2	
9-1		r / C	OLEX Max		
9-2		g / C	PFAB Johannes		
9-3		y / F	WEISHAEUPL Andreas		
9-4		b / F	ESCHER Toni		
10 FRA - FRANCE				2	
10-1		r / C	JEANNEROD Alexis		
10-2		g / C	HAMOUMRAOUI Bertrand		
10-3		y / F	GUIGONNET Loic		
10-4		b / F	CHANAVAT Lucas		
11 SUI - SWITZERLAND				3	
11-1		r / C	DU PASQUIER Arnaud		
11-2		g / C	LINDEGGER Janis		
11-3		y / F	SPIESS Philipp		
11-4		b / F	HAMMER Reto		
12 KOR - REPUBLIC OF KOREA				3	
12-1		r / C	HA Taebok		
12-2		g / C	LEE Jaebong		
12-3		y / F	KIM Eunho		
12-4		b / F	CHO Yongjin		
13 MGL - MONGOLIA				3	
13-1		r / C	OTGONDAVAA Gantulga		
13-2		g / C	BATMUNKH Achbadrakh		
13-3		y / F	BOLD Byambadorj		
13-4		b / F	BAASANSUREN Amarsanaa		
14 USA - UNITED STATES OF AMERICA				3	
14-1		r / C	HOUGH Nathaniel		
14-2		g / C	VIGNAROLI Taylor		
14-3		y / F	RODGERS Patrick		
14-4		b / F	NOREN Benjamin		
15 POL - POLAND				3	
15-1		r / C	ANTOLEC Jan		
15-2		g / C	SUCHWALKO Wojciech		
15-3		y / F	STAREGA Maciej		
15-4		b / F	LIGOCKI Mateusz		

LEGEND

b Blue C Classic F Free
r Red y Yellow g Green

revised course information

30 JAN 2015 / Strbske Pleso (SVK) / 3152

Timing and Results provided by  TISSOT

CCM410101_51C 1.2

Report Created FRI 30 JAN 2015 12:21

Page 2/2



FRI 30 JAN 2015

Start Time 12:00 / End Time 13:41

Results

Jury Information				Course Information					
FIS Technical Delegate	VODRAZKA Jakub (CZE)			Name:	2.5 km C	2.5 km F			
FISU Race Director	KIELPINSKA Zofia (POL)			Height Difference (HD):	41 m	25 m			
FIS Assistant Technical Delegate	HECICO Emil (ROU)			Maximum Climb (MC):	36 m	25 m			
Assistant TD Nat.	DURCO Peter (SVK)			Total Climb (TC):	106 m	78 m			
Chief of Competition	SERFEL Michal (SVK)			Length of Lap:	2720 m	2407 m			
				Number of Laps:	6	6			

Rank	Bib Leg	Country Bib Colour/ Technique	Name	Leg Time	Leg Rank	Leg Behind	Team Time	Team Rank	Behind
1	2	RUS - RUSSIAN FEDERATION					1:22:49.0		0.0
	2-1	r / C	FELLER Andrey	22:54.8	1	0.0	22:54.8	1	0.0
	2-2	g / C	NIKOLAEV Artem	22:38.5	1	0.0	45:33.3	1	0.0
	2-3	y / F	SHAKIRZIANOV Raul	18:38.3	1	0.0	1:04:11.6	1	0.0
	2-4	b / F	LARKOV Andrey	18:37.4	2	+15.9	1:22:49.0	1	0.0
2	1	KAZ - KAZAKHSTAN					1:24:42.7		+1:53.7
	1-1	r / C	MALYSHEV Alexandr	23:52.1	6	+57.3	23:52.1	6	+57.3
	1-2	g / C	VELICHKO Yevgeniy	22:50.1	2	+11.6	46:42.2	2	+1:08.9
	1-3	y / F	BONDARENKO Yevgeniy	19:14.8	4	+36.5	1:05:57.0	2	+1:45.4
	1-4	b / F	STAROSTIN Mark	18:45.7	3	+24.2	1:24:42.7	2	+1:53.7
PF 3	4	CZE - CZECH REPUBLIC					1:25:46.0		+2:57.0
	4-1	r / C	KORDAC Jacob	23:39.5	3	+44.7	23:39.5	3	+44.7
	4-2	g / C	FELLNER Adam	24:04.7	6	+1:26.2	47:44.2	5	+2:10.9
	4-3	y / F	GRAF Jakub	18:51.4	2	+13.1	1:06:35.6	4	+2:24.0
	4-4	b / F	MAKA Daniel	19:10.4	4	+48.9	1:25:46.0	3	+2:57.0
PF 4	10	FRA - FRANCE					1:25:46.1		+2:57.1
	10-1	r / C	JEANNEROD Alexis	23:34.9	2	+40.1	23:34.9	2	+40.1
	10-2	g / C	HAMOUMRAOUI Bertrand	23:44.3	4	+1:05.8	47:19.2	3	+1:45.9
	10-3	y / F	GUIGONNET Loic	19:15.4	5	+37.1	1:06:34.6	3	+2:23.0
	10-4	b / F	CHANAVAL Lucas	19:11.5	6	+50.0	1:25:46.1	4	+2:57.1
5	3	JPN - JAPAN					1:26:16.6		+3:27.6
	3-1	r / C	ISHIKAWA Kentaro	25:32.7	11	+2:37.9	25:32.7	11	+2:37.9
	3-2	g / C	MIYAZAWA Hiroyuki	22:57.2	3	+18.7	48:29.9	7	+2:56.6
	3-3	y / F	SATOU Tomoki	19:25.2	6	+46.9	1:07:55.1	5	+3:43.5
	3-4	b / F	UDA Takatsugu	18:21.5	1	0.0	1:26:16.6	5	+3:27.6
6	7	UKR - UKRAINE					1:27:41.5		+4:52.5
	7-1	r / C	KRASOVSKYI Oleksii	23:41.7	4	+46.9	23:41.7	4	+46.9
	7-2	g / C	YAREMENKO Kostyantyn	23:58.7	5	+1:20.2	47:40.4	4	+2:07.1
	7-3	y / F	YOLTUKHOVSKYY Oleg	20:26.0	10	+1:47.7	1:08:06.4	6	+3:54.8
	7-4	b / F	PEREKHODA Ruslan	19:35.1	10	+1:13.6	1:27:41.5	6	+4:52.5
7	6	NOR - NORWAY					1:28:19.5		+5:30.5
	6-1	r / C	GRAV Jorgen	23:44.7	5	+49.9	23:44.7	5	+49.9
	6-2	g / C	THORSTENSEN Erik Lippestad	24:20.2	7	+1:41.7	48:04.9	6	+2:31.6
	6-3	y / F	ANTONSEN Vegard	20:46.1	11	+2:07.8	1:08:51.0	7	+4:39.4
	6-4	b / F	REISTAD Petter	19:28.5	9	+1:07.0	1:28:19.5	7	+5:30.5
8	15	POL - POLAND					1:29:22.3		+6:33.3
	15-1	r / C	ANTOLEC Jan	24:47.5	7	+1:52.7	24:47.5	7	+1:52.7
	15-2	g / C	SUCHWALKO Wojciech	26:17.7	13	+3:39.2	51:05.2	12	+5:31.9
	15-3	y / F	STAREGA Maciej	19:06.1	3	+27.8	1:10:11.3	10	+5:59.7
	15-4	b / F	LIGOCKI Mateusz	19:11.0	5	+49.5	1:29:22.3	8	+6:33.3



Results

Rank	Bib Leg	Country Bib Colour/ Technique	Name	Leg Time	Leg Rank	Leg Behind	Team Time	Team Rank	Behind
9	9	GER - GERMANY					1:29:24.6		+6:35.6
	9-1	r / C	OLEX Max	25:04.0	10	+2:09.2	25:04.0	10	+2:09.2
	9-2	g / C	PFAB Johannes	25:34.7	11	+2:56.2	50:38.7	11	+5:05.4
	9-3	y / F	WEISHAEUPL Andreas	19:31.6	7	+53.3	1:10:10.3	9	+5:58.7
	9-4	b / F	ESCHER Toni	19:14.3	7	+52.8	1:29:24.6	9	+6:35.6
10	8	SVK - SLOVAKIA					1:29:53.0		+7:04.0
	8-1	r / C	SEGEC Andrej	24:51.1	8	+1:56.3	24:51.1	8	+1:56.3
	8-2	g / C	URGELA Erik	24:35.4	9	+1:56.9	49:26.5	8	+3:53.2
	8-3	y / F	MICHALOVSKY Rudolf	19:58.8	8	+1:20.5	1:09:25.3	8	+5:13.7
	8-4	b / F	BRUNN David	20:27.7	11	+2:06.2	1:29:53.0	10	+7:04.0
11	11	SUI - SWITZERLAND					1:30:09.1		+7:20.1
	11-1	r / C	DU PASQUIER Arnaud	25:43.7	12	+2:48.9	25:43.7	12	+2:48.9
	11-2	g / C	LINDEGGER Janis	24:34.8	8	+1:56.3	50:18.5	10	+4:45.2
	11-3	y / F	SPIESS Philipp	20:23.5	9	+1:45.2	1:10:42.0	11	+6:30.4
	11-4	b / F	HAMMER Reto	19:27.1	8	+1:05.6	1:30:09.1	11	+7:20.1
12	5	ITA - ITALY					1:32:05.9		+9:16.9
	5-1	r / C	PANISI Gilberto	25:03.0	9	+2:08.2	25:03.0	9	+2:08.2
	5-2	g / C	MOSCONI Pietro	24:45.8	10	+2:07.3	49:48.8	9	+4:15.5
	5-3	y / F	GIOVINE Dario	21:07.2	12	+2:28.9	1:10:56.0	12	+6:44.4
	5-4	b / F	BECCHIS Emanuele	21:09.9	13	+2:48.4	1:32:05.9	12	+9:16.9
13	12	KOR - REPUBLIC OF KOREA					1:35:15.7		+12:26.7
	12-1	r / C	HA Taebok	26:55.7	13	+4:00.9	26:55.7	13	+4:00.9
	12-2	g / C	LEE Jaebong	26:22.9	14	+3:44.4	53:18.6	13	+7:45.3
	12-3	y / F	KIM Eunho	21:14.7	13	+2:36.4	1:14:33.3	13	+10:21.7
	12-4	b / F	CHO Yongjin	20:42.4	12	+2:20.9	1:35:15.7	13	+12:26.7
14	13	MGL - MONGOLIA					1:41:29.4		+18:40.4
	13-1	r / C	OTGONDAVAA Gantulga	28:02.1	15	+5:07.3	28:02.1	15	+5:07.3
	13-2	g / C	BATMUNKH Achbadrakh	25:52.2	12	+3:13.7	53:54.3	14	+8:21.0
	13-3	y / F	BOLD Byambadorj	23:06.3	14	+4:28.0	1:17:00.6	14	+12:49.0
	13-4	b / F	BAASANSUREN Amarsanaa	24:28.8	14	+6:07.3	1:41:29.4	14	+18:40.4
15	14	USA - UNITED STATES OF AMERICA					LAP		
	14-1	r / C	HOUGH Nathaniel	27:55.8	14	+5:01.0	27:55.8	14	+5:01.0
	14-2	g / C	VIGNAROLI Taylor	29:47.3	15	+7:08.8	57:43.1	15	+12:09.8
	14-3	y / F	RODGERS Patrick				LAP	15	
	14-4	b / F	NOREN Benjamin						



FRI 30 JAN 2015

Start Time 12:00 / End Time 13:41

Results

Weather	Snow Condition	Temperatures		Competitors / Ctrys					
		Air	Snow	Entries	Ranked	DNS	DNF	DSQ	LAP
Snow	Packed	-2.0°C	-3.0°C	60/15	60/15	0/0	0/0	0/0	4/1

FIS Technical Delegate: VODRAZKA Jakub (CZE)	Race Secretary: JANCIK Matus (SVK)
---	---

LEGEND

b	Blue	C	Classic	F	Free	DNF	Did Not Finish	DNS	Did Not Start
DSQ	Disqualified	y	Yellow	g	Green	LAP	Lapped	PF	Photo Finish
r	Red								



Medallists

Medal	Country	Name
GOLD	RUS - Russian Federation	FELLER Andrey NIKOLAEV Artem SHAKIRZIANOV Raul LARKOV Andrey
SILVER	KAZ - Kazakhstan	MALYSHEV Alexandr VELICHKO Yevgeniy BONDARENKO Yevgeniy STAROSTIN Mark
BRONZE	CZE - Czech Republic	KORDAC Jacob FELLNER Adam GRAF Jakub MAKA Daniel



WINTER
UNIVERSIADE
ŠTRBSKÉ PLESO/OSRBLIE
NORDIC SKIING & BIATHLON
2015



RESULT BOOK

CROSS COUNTRY



SUN 1 FEB 2015

Start Time 10:00

Start List

Jury Information		Course Information	
FIS Technical Delegate	VODRAZKA Jakub (CZE)	Name:	3.75 km
FISU Race Director	KIELPINSKA Zofia (POL)	Height Difference (HD):	41 m
FIS Assistant Technical Delegate	HECICO Emil (ROU)	Maximum Climb (MC):	36 m
Assistant TD Nat.	DURCO Peter (SVK)	Total Climb (TC):	133 m
Chief of Competition	SERFEL Michal (SVK)	Length of Lap:	3713m
		Number of Laps:	8

Number of Competitors: 69, Number of Countries: 23

Bib	FIS Code	Name	Country Code	FIS Points	Remarks
1	3481132	LARKOV Andrey	RUS	12.33	
2	3480669	SHAKIRZIANOV Raul	RUS	20.95	
3	3480438	FELLER Andrey	RUS	31.06	
4	3481507	NIKOLAEV Artem	RUS	32.08	
5	3480928	VALIAKHMETOV Ravil	RUS	39.90	
6	3300373	MIYAZAWA Hiroyuki	JPN	40.03	
7	3190229	JEANNEROD Alexis	FRA	40.44	
8	3490145	ROJO Imanol	ESP	40.94	
9	3670022	VELICHKO Yevgeniy	KAZ	42.74	
10	3300422	UDA Takatsugu	JPN	46.99	
11	3422003	REISTAD Petter	NOR	48.43	
12	3482131	GONTAR Valeriy	RUS	49.33	
13	3150183	GRAF Jakub	CZE	53.06	
14	3050155	STADLOBER Luis	AUT	63.63	
15	3050121	HERBURGER Aurelius	AUT	64.75	
16	3300362	ISHIKAWA Kentaro	JPN	65.84	
17	3300374	SATOU Tomoki	JPN	68.63	
18	3150519	FELLNER Adam	CZE	69.11	
19	3510458	DU PASQUIER Arnaud	SUI	71.75	
20	3150541	KORDAC Jacob	CZE	73.18	
21	3190313	HAMOUMRAOUI Bertrand	FRA	76.95	
22	3040101	BELLINGHAM Phillip	AUS	85.14	
23	3040080	WATSON Callum	AUS	85.70	
24	3670038	RAKHIMBAYEV Daulet	KAZ	89.24	
25	3150450	MAKA Daniel	CZE	89.57	
26	3690030	PEREKHODA Ruslan	UKR	95.41	
27	3510440	HAMMER Reto	SUI	95.67	
28	3670046	BONDARENKO Yevgeniy	KAZ	98.10	
29	3422027	ANTONSEN Vegard	NOR	99.58	
30	3200253	PFAB Johannes	GER	101.55	
31	3510454	LINDEGGER Janis	SUI	104.11	
32	3780027	JAKELIUNAS Lukas	LTU	104.40	
33	3430152	DZIADKOWIEC-MICHON Mariusz	POL	115.88	
34	3200642	ESCHER Toni	GER	116.65	
35	3290476	PANISI Gilberto	ITA	116.72	
36	3670051	TKACHENKO Nikita	KAZ	119.15	
37	3180318	KAUPPINEN Aki	FIN	119.44	
38	3700070	MICHALOVSKY Rudolf	SVK	122.20	
39	3510518	OTT Marcel	SUI	128.41	
40	3670047	RAKHIMBAYEV Almas	KAZ	133.34	
41	3660091	MARUHA Pavel	BLR	133.62	
42	3780033	STROLIA Tautvydas	LTU	136.86	
43	3430223	SUCHWALKO Wojciech	POL	137.38	
44	3422004	THORSTENSEN Erik Lippestad	NOR	137.85	
45	3120063	SHANG Jincai	CHN	146.12	
46	3690069	YAREMENKO Kostyantyn	UKR	147.24	
47	3700075	URGELA Erik	SVK	153.57	
48	3120031	SUN Qinghai	CHN	159.26	
49	3040098	BURSILL Jackson	AUS	160.97	
50	3690065	YOLTUKHOVSKYY Oleg	UKR	163.74	
51	3690075	MARCHENKO Andriy	UKR	165.28	
52	3700069	POLACKO Michal	SVK	169.49	
53	3200444	WEISHAEUPL Andreas	GER	181.55	
54	3520052	ATES Savas	TUR	187.96	
55	3190401	GUIGONNET Loic	FRA	191.54	
56	3530798	TIMMONS William	USA	213.37	



Start List

Bib	FIS Code	Name	Country Code	FIS Points	Remarks
57	3520046	DURSUN Hamza	TUR	239.99	
58	3290374	BECCHIS Emanuele	ITA	250.19	
59	3422157	SOLBERG Petter Langaard	NOR	264.67	
60	3530794	WISWELL Samuel	USA	278.58	
61	3720011	BOLD Byambadorj	MGL	290.89	
62	3050128	BACHL Philipp	AUT		
63	3290319	GIOVINE Dario	ITA		
64	3120050	ZHAO Dalong	CHN		
65	3290420	MOSCONI Pietro	ITA		
66	3720012	OTGONDAVAA Gantulga	MGL		
67	3100374	GIRARD Evan Brian Paul	CAN		
68	3720013	BAASANSUREN Amarsanaa	MGL		
69	3720014	BATMUNKH Achbadrakh	MGL		



Results

REVISED
5 FEB 14:07

Jury Information				Course Information			
FIS Technical Delegate	VODRAZKA Jakub (CZE)			Name:	3.75 km		
FISU Race Director	KIELPINSKA Zofia (POL)			Height Difference (HD):	41 m		
FIS Assistant Technical Delegate	HECICO Emil (ROU)			Maximum Climb (MC):	36 m		
Assistant TD Nat.	DURCO Peter (SVK)			Total Climb (TC):	133 m		
Chief of Competition	SERFEL Michal (SVK)			Length of Lap:	3713m		
				Number of Laps:	8		

Rank	Bib	FIS Code	Name	NSA Code	7.5km Time Rank	15.0km Time Rank	22.5km Time Rank	Finish Time	Behind	FIS Points
1	1	3481132	LARKOV Andrey	RUS	18:25.2 14	38:01.2 6	57:35.0 5	1:16:20.1	0.0	17.16
2	2	3480669	SHAKIRZIANOV Raul	RUS	18:22.7 12	38:03.3 10	57:36.5 8	1:16:20.7	+0.6	17.34
3	4	3481507	NIKOLAEV Artem	RUS	18:21.2 9	38:00.5 5	57:34.3 4	1:16:21.7	+1.6	17.65
4	5	3480928	VALIAKHMETOV Ravil	RUS	18:21.7 10	38:02.7 9	57:35.5 6	1:16:21.8	+1.7	17.68
5	3	3480438	FELLER Andrey	RUS	18:20.1 7	38:03.9 11	57:37.0 9	1:16:29.2	+9.1	19.94
6	10	3300422	UDA Takatsugu	JPN	18:32.3 22	38:02.3 8	57:36.0 7	1:16:33.2	+13.1	21.16
7	7	3190229	JEANNEROD Alexis	FRA	18:16.9 2	37:58.5 2	57:33.0 1	1:16:36.0	+15.9	22.02
8	28	3670046	BONDARENKO Yevgeniy	KAZ	18:22.2 11	37:59.0 3	57:37.4 10	1:16:45.4	+25.3	24.89
9	12	3482131	GONTAR Valeriy	RUS	18:17.9 3	37:59.5 4	57:33.9 3	1:16:46.0	+25.9	25.08
10	13	3150183	GRAF Jakub	CZE	18:16.3 1	37:58.0 1	57:33.5 2	1:16:58.1	+38.0	28.78
11	17	3300374	SATOU Tomoki	JPN	18:30.0 18	38:01.6 7	57:38.3 11	1:17:18.7	+58.6	35.07
12	9	3670022	VELICHKO Yevgeniy	KAZ	18:26.4 16	38:04.6 12	57:40.0 12	1:18:16.9	+1:56.8	52.86
13	8	3490145	ROJO Imanol	SPA	18:19.4 6	38:05.1 13	57:41.9 13	1:18:25.8	+2:05.7	55.58
14	18	3150519	FELLNER Adam	CZE	18:20.7 8	38:06.6 15	58:01.4 14	1:18:57.3	+2:37.2	65.21
15	55	3190401	GUIGONNET Loic	FRA	18:18.8 5	38:05.5 14	58:30.6 15	1:19:42.6	+3:22.5	79.06
16	26	3690030	PEREKHODA Ruslan	UKR	18:26.9 17	39:06.4 20	1:00:05.9 18	1:20:23.4	+4:03.3	91.53
17	19	3510458	DU PASQUIER Arnaud	SUI	18:23.6 13	39:06.0 19	1:00:06.7 20	1:20:24.3	+4:04.2	91.80
18	32	3780027	JAKELIUNAS Lukas	LTU	18:33.1 23	39:05.0 17	1:00:05.0 16	1:20:27.5	+4:07.4	92.78
19	34	3200642	ESCHER Toni	GER	18:42.2 27	39:07.5 22	1:00:06.3 19	1:20:28.1	+4:08.0	92.97
20	27	3510440	HAMMER Reto	SUI	18:31.0 19	39:05.5 18	1:00:05.5 17	1:20:44.1	+4:24.0	97.86
21	14	3050155	STADLOBER Luis	AUT	18:25.7 15	39:06.9 21	1:00:07.4 23	1:20:45.4	+4:25.3	98.25
22	11	3422003	REISTAD Petter	NOR	18:45.9 31	39:26.8 27	1:00:14.4 26	1:20:46.2	+4:26.1	98.50
23	35	3290476	PANISI Gilberto	ITA	18:38.5 26	39:25.5 25	1:00:07.2 22	1:20:51.5	+4:31.4	100.12
24	23	3040080	WATSON Callum	AUS	18:31.5 20	39:27.2 28	1:00:06.8 21	1:21:14.6	+4:54.5	107.18
25	36	3670051	TKACHENKO Nikita	KAZ	18:44.4 28	39:24.6 23	1:00:20.0 27	1:21:24.1	+5:04.0	110.08
26	46	3690069	YAREMENKO Kostyantyn	UKR	18:48.7 34	39:26.2 26	1:00:08.1 24	1:21:24.7	+5:04.6	110.27
27	24	3670038	RAKHIMBAYEV Daulet	KAZ	18:36.2 24	39:31.0 29	1:00:22.6 28	1:21:40.7	+5:20.6	115.16
28	30	3200253	PFAB Johannes	GER	18:36.8 25	39:25.0 24	1:00:13.8 25	1:21:55.1	+5:35.0	119.56
29	50	3690065	YOLTKHOVSKYY Oleg	UKR	18:57.3 39	40:18.5 36	1:01:10.7 30	1:22:17.9	+5:57.8	126.53
30	40	3670047	RAKHIMBAYEV Almas	KAZ	18:56.3 38	40:05.9 33	1:01:21.5 31	1:22:51.4	+6:31.3	136.77
31	21	3190313	HAMOUMRAOUI Bertrand	FRA	18:18.3 4	38:08.0 16	1:00:28.3 29	1:23:16.7	+6:56.6	144.50
32	47	3700075	URGELA Erik	SVK	19:05.3 40	40:19.1 37	1:01:52.9 35	1:23:17.2	+6:57.1	144.66
33	53	3200444	WEISHAEUPL Andreas	GER	18:47.0 33	40:06.4 34	1:01:22.8 33	1:23:21.9	+7:01.8	146.09
34	64	3120050	ZHAO Dalong	CHN	18:45.3 30	39:55.7 32	1:01:22.0 32	1:23:23.0	+7:02.9	146.43
35	15	3050121	HERBURGER Aurelius	AUT	18:31.9 21	39:31.5 30	1:01:51.6 34	1:23:56.9	+7:36.8	156.79
36	38	3700070	MICHALOVSKY Rudolf	SVK	19:38.0 48	41:23.5 45	1:03:08.2 42	1:24:28.5	+8:08.4	166.45
37	57	3520046	DURSUN Hamza	TUR	18:53.1 36	39:55.1 31	1:02:23.7 36	1:24:41.9	+8:21.8	170.55
38	51	3690075	MARCHENKO Andriy	UKR	19:08.2 43	40:19.9 38	1:02:35.3 38	1:24:59.8	+8:39.7	176.02
39	42	3780033	STROLIA Tautvydas	LTU	19:09.8 46	40:22.3 39	1:02:24.6 37	1:25:00.7	+8:40.6	176.29
40	16	3300362	ISHIKAWA Kentaro	JPN	18:44.8 29	40:39.9 41	1:02:48.7 39	1:25:07.1	+8:47.0	178.25
41	65	3290420	MOSCONI Pietro	ITA	19:09.1 45	40:28.4 40	1:02:49.3 40	1:25:19.0	+8:58.9	181.89
42	20	3150541	KORDAC Jacob	CZE	18:46.5 32	40:40.3 42	1:03:09.7 43	1:25:46.6	+9:26.5	190.32
43	31	3510454	LINDEGGER Janis	SUI	18:49.8 35	41:07.2 44	1:03:48.0 45	1:26:01.2	+9:41.1	194.78
44	41	3660091	MARUHA Pavel	BLR	19:07.4 42	40:46.0 43	1:03:29.1 44	1:26:12.1	+9:52.0	198.12
45	37	3180318	KAUPPINEN Aki	FIN	19:40.0 49	41:56.8 47	1:04:43.1 47	1:26:40.1	+10:20.0	206.68
46	45	3120063	SHANG Jincai	CHN	19:08.7 44	40:18.0 35	1:03:05.4 41	1:28:16.2	+11:56.1	236.05
47	33	3430152	DZIADKOWIEC-MICHON Mariusz	POL	18:54.1 37	41:33.6 46	1:04:39.7 46	1:28:24.7	+12:04.6	238.65
48	29	3422027	ANTONSEN Vegard	NOR	19:25.6 47	42:31.5 48	1:05:57.9 48	1:28:43.2	+12:23.1	244.30
49	61	3720011	BOLD Byambadorj	MGL	20:06.3 52	43:01.1 49	1:06:13.8 51	1:29:14.9	+12:54.8	253.99
50	39	3510518	OTT Marcel	SUI	20:12.9 54	43:07.2 51	1:06:11.2 50	1:29:28.7	+13:08.6	258.21
51	49	3040098	BURSILL Jackson	AUS	20:11.9 53	43:06.2 50	1:06:10.6 49	1:29:46.3	+13:26.2	263.59
52	58	3290374	BECCHIS Emanuele	ITA	20:53.2 56	43:51.0 53	1:07:17.0 52	1:31:10.5	+14:50.4	289.33
53	60	3530794	WISWELL Samuel	USA	20:58.6 59	43:51.8 54	1:07:34.6 53	1:31:55.4	+15:35.3	303.05
54	56	3530798	TIMMONS William	USA	20:57.7 58	44:30.2 56	1:07:57.9 54	1:32:18.6	+15:58.5	310.14



Results

REVISED
5 FEB 14:07

Rank	Bib	FIS Code	Name	NSA Code	7.5km Time Rank	15.0km Time Rank	22.5km Time Rank	Finish Time	Behind	FIS Points
55	69	3720014	BATMUNKH Achbadrakh	MGL	20:55.6 57	44:27.7 55	1:08:02.4 55	1:32:46.7	+16:26.6	318.73
56	59	3422157	SOLBERG Petter Langaard	NOR	21:02.3 60	45:50.9 57	1:10:27.5 56	1:35:19.5	+18:59.4	365.44
57	68	3720013	BAASANSUREN Amarsanaa	MGL	21:29.2 61	46:57.5 58	1:12:25.1 57	1:38:43.8	+22:23.7	427.89
58	67	3100374	GIRARD Evan Brian Paul	CAN	22:56.9 62	49:23.0 59	1:15:56.1 58	1:41:44.9	+25:24.8	483.25

Disqualified

66	3720012	OTGONDAVAA Gantulga	MGL	Article 2.1 FIS AD Rules
----	---------	---------------------	-----	--------------------------

Reason for disqualification:

Article 2.1 FIS AD Rules: Article 2.1 of the FIS Anit Doping Rules

Did Not Finish

22	3040101	BELLINGHAM Phillip	AUS	19:05.9 41	
43	3430223	SUCHWALKO Wojciech	POL	20:27.0 55	43:47.9 52
44	3422004	THORSTENSEN Erik Lippestad	NOR		
52	3700069	POLACKO Michal	SVK		
54	3520052	ATES Savas	TUR	19:42.8 50	
63	3290319	GIOVINE Dario	ITA	19:43.6 51	

Did Not Start

6	3300373	MIYAZAWA Hiroyuki	JPN	
25	3150450	MAKA Daniel	CZE	
48	3120031	SUN Qinghai	CHN	
62	3050128	BACHL Philipp	AUT	

Weather	Snow Condition	Temperatures		Competitors / Ctrys					
		Air	Snow	Entries	Ranked	DNS	DNF	DSQ	LAP
Sunny	Packed	-3,0°C	-5,0°C	69/23	58/23	4/4	6/6	1/1	0/0

FIS Technical Delegate:

Race Secretary:

VODRAZKA Jakub (CZE)

JANCIK Matus (SVK)

LEGEND

DNF Did Not Finish DNS Did Not Start DSQ Disqualified LAP Lapped

BIB 66 OTGONDAVAA Gantulga (MGL) Disqualified doping offence - Article 2.1 FIS AD Rules

1 FEB 2015 / Štrbske Pleso (SVK) / 3154

Timing and Results provided by  **TISSOT**

_73E 1.1

Report Created FRI 5 FEB 2016 14:07

Page 2/2



Medallists

Medal	Name	Country
GOLD	LARKOV Andrey	RUS - Russian Federation
SILVER	SHAKIRZIANOV Raul	RUS - Russian Federation
BRONZE	NIKOLAEV Artem	RUS - Russian Federation



WINTER
UNIVERSIADE
ŠTRBSKÉ PLESO/OSRBLIE
NORDIC SKIING & BIATHLON
2015



RESULT BOOK

CROSS COUNTRY



MON 26 JAN 2015

Start Time 12:30 / End Time 12:51

Results

Jury Information				Course Information			
FIS Technical Delegate	VODRAZKA Jakub (CZE)			Name:	Sprint		
FISU Race Director	KIELPINSKA Zofia (POL)			Height Difference (HD):	22 m		
FIS Assistant Technical Delegate	HECICO Emil (ROU)			Maximum Climb (MC):	17 m		
Assistant TD Nat.	DURCO Peter (SVK)			Total Climb (TC):	42 m		
Chief of Competition	SERFEL Michal (SVK)			Length of Lap:	1400 m		
				Number of Laps:	6		

Final

Rank	Bib Leg	Country Name	Exchange						Time	Behind				
			Exchange 1/2		Exchange 3/4		Exchange 5/Finish		Change	Round				
			Change	Round	Change	Round	Change	Round						
1	1	RUS - RUSSIAN FEDERATION I							19:56.98	0.00				
	1-1	GAFAROV Anton	3:03.54	2	3:03.54	2	9:40.53	2	3:03.47	2	16:23.58	1	3:05.26	2
	1-2	NIKOLAEVA Svetlana	6:37.06	1	3:33.52	5	13:18.32	2	3:37.79	5	19:56.98	1	3:33.40	1
2	17	RUS - RUSSIAN FEDERATION II							20:00.84	+3.86				
	17-1	SHAKIRZIANOV Raul	3:04.50	5	3:04.50	5	9:41.72	4	3:04.35	4	16:26.80	3	3:08.99	4
	17-2	POVOLIAEVA Anna	6:37.37	2	3:32.87	2	13:17.81	1	3:36.09	2	20:00.84	2	3:34.04	2
3	19	CZE - CZECH REPUBLIC II							20:01.76	+4.78				
	19-1	SRAIL Jan	3:04.35	4	3:04.35	4	9:41.27	3	3:03.58	3	16:23.88	2	3:04.65	1
	19-2	GROHOVA Karolina	6:37.69	3	3:33.34	4	13:19.23	3	3:37.96	6	20:01.76	3	3:37.88	4
4	4	FIN - FINLAND I							20:17.28	+20.30				
	4-1	NIKANDER Aku	3:05.73	9	3:05.73	9	9:45.98	6	3:07.28	7	16:37.97	5	3:16.97	9
	4-2	NURMI Leena	6:38.70	6	3:32.97	3	13:21.00	4	3:35.02	1	20:17.28	4	3:39.31	6
5	5	KAZ - KAZAKHSTAN II							20:20.74	+23.76				
	5-1	RAGOZIN Roman	3:05.46	8	3:05.46	8	9:44.52	5	3:06.37	6	16:37.19	4	3:15.45	7
	5-2	SLONOVA Anastasiya	6:38.15	5	3:32.69	1	13:21.74	5	3:37.22	4	20:20.74	5	3:43.55	7
6	22	CZE - CZECH REPUBLIC I							20:24.51	+27.53				
	22-1	MAKA Daniel	3:06.32	10	3:06.32	10	9:53.82	9	3:11.07	10	16:47.64	8	3:16.82	8
	22-2	SCHUETZOVA Sandra	6:42.75	7	3:36.43	7	13:30.82	6	3:37.00	3	20:24.51	6	3:36.87	3
7	24	KAZ - KAZAKHSTAN I							20:25.05	+28.07				
	24-1	MALYSHEV Alexandr	3:05.12	7	3:05.12	7	9:51.60	8	3:07.71	8	16:47.16	7	3:12.77	6
	24-2	STOYAN Anna	6:43.89	8	3:38.77	8	13:34.39	7	3:42.79	7	20:25.05	7	3:37.89	5
8	18	FRA - FRANCE I							20:34.93	+37.95				
	18-1	JEANNEROD Alexis	3:04.63	6	3:04.63	6	9:51.16	7	3:05.16	5	16:47.04	6	3:09.76	5
	18-2	BUILLET Marion	6:46.00	9	3:41.37	9	13:37.28	8	3:46.12	8	20:34.93	8	3:47.89	8
9	6	POL - POLAND I							20:42.28	+45.30				
	6-1	STAREGA Maciej	3:03.13	1	3:03.13	1	9:40.09	1	3:02.08	1	16:47.80	9	3:06.19	3
	6-2	MARCISZ Marcela	6:38.01	4	3:34.88	6	13:41.61	9	4:01.52	9	20:42.28	9	3:54.48	9
10	2	JPN - JAPAN I							21:30.70	+1:33.72				
	2-1	MIYAZAWA Hiroyuki	3:04.00	3	3:04.00	3	10:02.18	10	3:09.71	9	17:24.56	10	3:20.28	10
	2-2	TAKIZAWA Kozue	6:52.47	10	3:48.47	10	14:04.28	10	4:02.10	10	21:30.70	10	4:06.14	10



MON 26 JAN 2015

Start Time 12:30 / End Time 12:51

Results

Semifinals

Rank	Bib Leg	Country Name	Time								Behind			
			Exchange 1/2				Exchange 3/4					Exchange 5/Finish		
			Change		Round		Change		Round			Change	Round	
11	11	SVK - SLOVAKIA I	Semifinal A Rank: 6								20:30.82	+36.65		
	11-1	SEGEC Andrej	3:06.53	7	3:06.53	7	9:54.98	7	3:05.69	5	16:45.38	6	3:06.22	2
	11-2	KLEMENTOVA Barbora	6:49.29	7	3:42.76	8	13:39.16	7	3:44.18	5	20:30.82	6	3:45.44	5
12	26	POL - POLAND II	Semifinal B Rank: 6								20:42.10	+45.58		
	26-1	ANTOLEC Jan	3:05.25	7	3:05.25	7	9:44.26	5	3:03.97	2	16:50.25	6	3:18.56	8
	26-2	MORDASKA Justyna	6:40.29	6	3:35.04	6	13:31.69	6	3:47.43	7	20:42.10	6	3:51.85	8
13	20	AUS - AUSTRALIA I	Semifinal B Rank: 7								20:51.08	+54.56		
	20-1	BELLINGHAM Phillip	3:04.98	6	3:04.98	6	9:58.33	8	3:09.41	8	16:57.57	7	3:09.08	5
	20-2	YEATON Jessica	6:48.92	8	3:43.94	8	13:48.49	8	3:50.16	9	20:51.08	7	3:53.51	9
14	10	BLR - BELARUS	Semifinal A Rank: 7								20:59.15	+1:04.98		
	10-1	MARUHA Pavel	3:07.36	10	3:07.36	10	9:52.63	6	3:09.51	8	17:08.80	8	3:31.36	14
	10-2	HRAKOVICH Yana	6:43.12	5	3:35.76	5	13:37.44	5	3:44.81	6	20:59.15	7	3:50.35	7
15	21	SUI - SWITZERLAND I	Semifinal B Rank: 8								20:51.22	+54.70		
	21-1	SPIESS Philipp	3:08.99	10	3:08.99	10	9:56.15	7	3:17.66	9	17:08.81	8	3:26.02	10
	21-2	STIFFLER Tatjana	6:38.49	2	3:29.50	1	13:42.79	7	3:46.64	6	20:51.22	8	3:42.41	6
16	7	FRA - FRANCE II	Semifinal A Rank: 8								20:59.86	+1:05.69		
	7-1	HAMOUMRAOUI Bertrand	3:03.53	1	3:03.53	1	9:56.87	8	3:07.04	6	17:02.61	7	3:14.33	8
	7-2	PESSEY Iris	6:49.83	8	3:46.30	12	13:48.28	8	3:51.41	9	20:59.86	8	3:57.25	10
17	3	JPN - JAPAN II	Semifinal A Rank: 9								21:10.28	+1:16.11		
	3-1	SATOU Tomoki	3:06.86	8	3:06.86	8	10:08.03	10	3:16.99	12	17:16.67	10	3:18.05	12
	3-2	TANAKA Yukari	6:51.04	9	3:44.18	10	13:58.62	9	3:50.59	8	21:10.28	9	3:53.61	8
18	23	SUI - SWITZERLAND II	Semifinal B Rank: 9								21:11.45	+1:14.93		
	23-1	DU PASQUIER Arnaud	3:11.95	11	3:11.95	11	10:17.22	11	3:20.46	11	17:24.26	9	3:18.26	7
	23-2	CARLEN Chantal	6:56.76	10	3:44.81	9	14:06.00	9	3:48.78	8	21:11.45	9	3:47.19	7
19	14	UKR - UKRAINE II	Semifinal A Rank: 10								21:11.31	+1:17.14		
	14-1	MARCHENKO Andriy	3:11.07	13	3:11.07	13	10:05.61	9	3:14.08	11	17:16.21	9	3:17.08	10
	14-2	OLEKH Viktoriia	6:51.53	10	3:40.46	6	13:59.13	10	3:53.52	11	21:11.31	10	3:55.10	9
20	30	SVK - SLOVAKIA II	Semifinal B Rank: 10								21:26.65	+1:30.13		
	30-1	URGELA Erik	3:06.20	8	3:06.20	8	10:09.55	9	3:18.33	10	17:27.60	10	3:20.30	9
	30-2	SEGECOVA Eva	6:51.22	9	3:45.02	10	14:07.30	10	3:57.75	10	21:26.65	10	3:59.05	10
21	12	UKR - UKRAINE I	Semifinal A Rank: 11								21:24.98	+1:30.81		
	12-1	YOLTUKHOVSKYY Oleg	3:08.73	12	3:08.73	12	10:14.24	11	3:19.69	13	17:25.17	11	3:17.69	11
	12-2	SHATALOVA Oksana	6:54.55	11	3:45.82	11	14:07.48	11	3:53.24	10	21:24.98	11	3:59.81	12
22	27	CHN - PEOPLES REPUBLIC OF CHINA II	Semifinal B Rank: 11								22:15.08	+2:18.56		
	27-1	SUN Qinghai	3:03.96	3	3:03.96	3	10:16.14	10	3:03.12	1	17:56.70	11	3:26.95	11
	27-2	CHEN Xu	7:13.02	12	4:09.06	16	14:29.75	11	4:13.61	13	22:15.08	11	4:18.38	14
23	8	FIN - FINLAND II	Semifinal A Rank: 12								21:51.66	+1:57.49		
	8-1	KAUPPINEN Aki	3:21.18	14	3:21.18	14	10:31.12	13	3:29.14	14	17:53.06	13	3:28.00	13
	8-2	AIRAKSINEN Elsa	7:01.98	12	3:40.80	7	14:25.06	12	3:53.94	12	21:51.66	12	3:58.60	11
24	29	AUS - AUSTRALIA II	Semifinal B Rank: 12								22:25.87	+2:29.35		
	29-1	BURSILL Jackson	3:21.97	15	3:21.97	15	10:44.66	13	3:31.24	14	18:19.72	12	3:33.54	14
	29-2	TRNKA Anna	7:13.42	13	3:51.45	11	14:46.18	12	4:01.52	11	22:25.87	12	4:06.15	11
25	13	CHN - PEOPLES REPUBLIC OF CHINA I	Semifinal A Rank: 13								21:58.05	+2:03.88		
	13-1	SHANG Jincai	3:05.99	6	3:05.99	6	10:34.62	14	3:13.01	10	17:52.25	12	3:10.08	5
	13-2	HAO Ri	7:21.61	14	4:15.62	15	14:42.17	14	4:07.55	14	21:58.05	13	4:05.80	13



Results

Rank	Bib Leg	Country Name	Time						Behind					
			Exchange 1/2		Exchange 3/4		Exchange 5/Finish							
			Change	Round	Change	Round	Change	Round						
26	32	MGL - MONGOLIA I	Semifinal B Rank: 13						22:32.39	+2:35.87				
	32-1	BOLD Byambadorj	3:14.60	13	3:14.60	13	10:37.94	12	3:25.43	12	18:25.47	13	3:29.56	13
	32-2	ARIUNTUNGALAG Enkhbayar	7:12.51	11	3:57.91	13	14:55.91	13	4:17.97	14	22:32.39	13	4:06.92	12
27	9	NOR - NORWAY	Semifinal A Rank: 14						22:11.91	+2:17.74				
	9-1	GRAV Jorgen	3:08.01	11	3:08.01	11	10:25.43	12	3:12.78	9	17:53.48	14	3:13.05	7
	9-2	ERIKSEN Kristin Faye	7:12.65	13	4:04.64	14	14:40.43	13	4:15.00	15	22:11.91	14	4:18.43	15
28	31	USA - UNITED STATES OF AMERICA I	Semifinal B Rank: 14						22:50.31	+2:53.79				
	31-1	HOUGH Nathaniel	3:24.50	16	3:24.50	16	10:52.91	15	3:33.92	15	18:43.07	15	3:40.29	15
	31-2	JECH Sierra	7:18.99	14	3:54.49	12	15:02.78	14	4:09.87	12	22:50.31	14	4:07.24	13
29	25	KOR - REPUBLIC OF KOREA I	Semifinal B Rank: 15						23:15.86	+3:19.34				
	25-1	HA Taebok	3:13.58	12	3:13.58	12	10:49.97	14	3:29.99	13	18:42.62	14	3:29.35	12
	25-2	NAM Seulgi	7:19.98	15	4:06.40	15	15:13.27	15	4:23.30	15	23:15.86	15	4:33.24	15
30	15	USA - UNITED STATES OF AMERICA II	Semifinal A Rank: 15						23:22.06	+3:27.89				
	15-1	NOREN Benjamin	3:25.52	16	3:25.52	16	11:11.51	15	3:42.09	15	19:08.48	15	3:53.17	16
	15-2	SULSER Elise	7:29.42	15	4:03.90	13	15:15.31	15	4:03.80	13	23:22.06	15	4:13.58	14
31	28	KOR - REPUBLIC OF KOREA II	Semifinal B Rank: 16						23:53.54	+3:57.02				
	28-1	KIM Hyunwoo	3:19.22	14	3:19.22	14	10:58.34	16	3:34.26	16	19:16.91	16	3:49.50	16
	28-2	YOO Danbi	7:24.08	16	4:04.86	14	15:27.41	16	4:29.07	16	23:53.54	16	4:36.63	16
32	16	MGL - MONGOLIA II	Semifinal A Rank: 16						24:58.47	+5:04.30				
	16-1	BAASANSUREN Amarsanaa	3:24.92	15	3:24.92	15	11:46.58	16	4:00.64	16	20:20.52	16	3:52.25	15
	16-2	KHALIUNAA Jadambaa	7:45.94	16	4:21.02	16	16:28.27	16	4:41.69	16	24:58.47	16	4:37.95	16

Weather	Snow Condition	Temperatures		Competitors / Ctrys					
		Air	Snow	Entries	Ranked	DNS	DNF	DSQ	LAP
Fog	Packed	-6,0°C	-8,0°C	64/17	64/17	0/0	0/0	0/0	0/0

FIS Technical Delegate:	Race Secretary:
VODRAZKA Jakub (CZE)	JANCIK Matus (SVK)

LEGEND
DNF Did Not Finish DNS Did Not Start DSQ Disqualified LAP Lapped

written reprimand - ICR 343.8 (violation of classical technique rules) for FRANCE I, POLAND I



MON 26 JAN 2015

Start Time 10:00 / End Time 12:51

Results Bracket

Jury Information		Course Information	
FIS Technical Delegate	VODRAZKA Jakub (CZE)	Name:	Sprint
FISU Race Director	KIELPINSKA Zofia (POL)	Height Difference (HD):	22 m
FIS Assistant Technical Delegate	HECICO Emil (ROU)	Maximum Climb (MC):	17 m
Assistant TD Nat.	DURCO Peter (SVK)	Total Climb (TC):	42 m
Chief of Competition	SERFEL Michal (SVK)	Length of Lap:	1400 m
		Number of Laps:	6

Semifinal	Final
-----------	-------

Semifinal A	10:00:00	19:54.17
1. 1 RUS - RUSSIA I	GAFAROV A. / NIKOLAEVA S.	0.00
2. 4 FIN - FINLAND I	NIKANDER A. / NURMI L.	+5.08
3. 6 POL - POLAND I	STAREGA M. / MARCISZ M.	+5.91
4. 5 KAZ - KAZAKHSTAN II	RAGOZIN R. / SLONOVA A.	+31.16
5. 2 JPN - JAPAN I	MIYAZAWA H. / TAKIZAWA K.	+36.22
6. 11 SVK - SLOVAKIA I	SEGEC A. / KLEMENTOVA B.	+36.65
7. 10 BLR - BELARUS	MARUHA P. / HRAKOVICH Y.	+1:04.98
8. 7 FRA - FRANCE II	HAMOU MRAOUI B. / PESSEY I.	+1:05.69
9. 3 JPN - JAPAN II	SATOU T. / TANAKA Y.	+1:16.11
10. 14 UKR - UKRAINE II	MARCHENKO A. / OLEKH V.	+1:17.14
11. 12 UKR - UKRAINE I	YOLTUKHOVSKYY O. / SHATALOVA O.	+1:30.81
12. 8 FIN - FINLAND II	KAUPPINEN A. / AIRAKSINEN E.	+1:57.49
13. 13 CHN - CHINA P.R. I	SHANG J. / HAO R.	+2:03.88
14. 9 NOR - NORWAY	GRAV J. / ERIKSEN K.	+2:17.74
15. 15 USA - UNITED STATES II	NOREN B. / SULSER E.	+3:27.89
16. 16 MGL - MONGOLIA II	BAASANSUREN A. / KHALIUNAA J.	+5:04.30

Semifinal B	10:25:00	19:56.52
1. 17 RUS - RUSSIA II	SHAKIRZIANOV R. / POVOLIAEVA A.	0.00
2. 19 CZE - CZECH REPUBLIC II	SRAIL J. / GROHOVA K.	+0.99
3. 24 KAZ - KAZAKHSTAN I	MALYSHEV A. / STOYAN A.	+1.81
4. 18 FRA - FRANCE I	JEANNEROD A. / BUILLET M.	+5.94
5. 22 CZE - CZECH REPUBLIC I	MAKA D. / SCHUETZOVA S.	+16.14
6. 26 POL - POLAND II	ANTOLEC J. / MORDASKA J.	+45.58
7. 20 AUS - AUSTRALIA I	BELLINGHAM P. / YEATON J.	+54.56
8. 21 SUI - SWITZERLAND I	SPIESS P. / STIFFLER T.	+54.70
9. 23 SUI - SWITZERLAND II	DU PASQUIER A. / CARLEN C.	+1:14.93
10. 30 SVK - SLOVAKIA II	URGELA E. / SEGECOVA E.	+1:30.13
11. 27 CHN - CHINA P.R. II	SUN Q. / CHEN X.	+2:18.56
12. 29 AUS - AUSTRALIA II	BURSILL J. / TRNKA A.	+2:29.35
13. 32 MGL - MONGOLIA I	BOLD B. / ARIUNTUNGALAG E.	+2:35.87
14. 31 USA - UNITED STATES I	HOUGH N. / JECH S.	+2:53.79
15. 25 KOR - KOREA I	HA T. / NAM S.	+3:19.34
16. 28 KOR - KOREA II	KIM H. / YOO D.	+3:57.02

Final	12:30:00	19:56.98
1. 1 RUS - RUSSIA I	GAFAROV A. / NIKOLAEVA S.	0.00
2. 17 RUS - RUSSIA II	SHAKIRZIANOV R. / POVOLIAEVA A.	+3.86
3. 19 CZE - CZECH REPUBLIC II	SRAIL J. / GROHOVA K.	+4.78
4. 4 FIN - FINLAND I	NIKANDER A. / NURMI L.	+20.30
5. 5 KAZ - KAZAKHSTAN II	RAGOZIN R. / SLONOVA A.	+23.76
6. 22 CZE - CZECH REPUBLIC I	MAKA D. / SCHUETZOVA S.	+27.53
7. 24 KAZ - KAZAKHSTAN I	MALYSHEV A. / STOYAN A.	+28.07
8. 18 FRA - FRANCE I	JEANNEROD A. / BUILLET M.	+37.95
9. 6 POL - POLAND I	STAREGA M. / MARCISZ M.	+45.30
10. 2 JPN - JAPAN I	MIYAZAWA H. / TAKIZAWA K.	+1:33.72

Progression rule

the top 2 teams from each heat will advance and the next 6 fastest teams from the 3rd - 8th ranked teams will advance

LEGEND

LL Lucky Loser



Medallists

Medal	Country	Name
GOLD	RUS - Russian Federation	GAFAROV Anton NIKOLAEVA Svetlana
SILVER	RUS - Russian Federation	SHAKIRZIANOV Raul POVOLIAEVA Anna
BRONZE	CZE - Czech Republic	SRAIL Jan GROHOVA Karolina

LEGEND

Country Country Code L Ladies M Men