



WINTER
UNIVERSIADE
GRANADA 2015



RESULT BOOK

FREESTYLE SKIING



	Freestyle Skiing	1
1	Table of Contents	2
2	Competition Schedule	4
3	Number of Entries by Country	5
4	Medallists by Event	6
5	Medal Standings	7
6	Ladies' Moguls	8
6.1	Entry List by Event	9
6.2	Event Result Summary	10
6.3	Medallists	11
6.4	Final	12
6.4.1	Start List	12
6.4.2	Result List	13
7	Ladies' Ski Slopestyle	15
7.1	Entry List by Event	16
7.2	Medallists	17
7.3	Finals	18
7.3.1	Start List Slopestyle	18
7.3.2	Results Slopestyle	19
7.4	Qualification	21
7.4.1	Start List Slopestyle	21
7.4.2	Results Slopestyle	22
8	Ladies' Ski Halfpipe	24
8.1	Entry List by Event	25
8.2	Result List	26
8.3	Medallists	28
8.4	Final	29
8.4.1	Start List	29
8.4.2	Result List	30
8.5	Qualification	31
8.5.1	Start List	31
8.5.2	Result List	32
9	Ladies' Ski Cross	34
9.1	Entry List by Event	35
9.2	Medallists	36
9.3	Finals	37
9.3.1	Results Ski Cross	37
9.4	Seeding	38
9.4.1	Start List Ski Cross	38
9.4.2	Results Ski Cross	39

10	Men's Moguls	40
10.1	Entry List by Event	41
10.2	Event Result Summary	42
10.3	Medallists	43
10.4	Final	44
10.4.1	Start List	44
10.4.2	Result List	46
11	Men's Ski Slopestyle	48
11.1	Entry List by Event	49
11.2	Medallists	51
11.3	Finals	52
11.3.1	Start List Slopestyle	52
11.3.2	Results Slopestyle	53
11.4	Qualification	55
11.4.1	Start List Slopestyle	55
11.4.2	Results Slopestyle	57
12	Men's Ski Halfpipe	59
12.1	Entry List by Event	60
12.2	Result List	61
12.3	Medallists	63
12.4	Final	64
12.4.1	Start List	64
12.4.2	Result List	65
12.5	Qualification	66
12.5.1	Start List	66
12.5.2	Result List	67
13	Men's Ski Cross	69
13.1	Entry List By Event	70
13.2	Medallists	72
13.3	Finals	73
13.3.1	Results Ski Cross	73
13.4	Seeding	75
13.4.1	Start List Ski Cross	75
13.4.2	Results Ski Cross	76
14	Official Communications	77
14.1	Moguls Schedule Change 1	77
14.2	Sierra Nevada Weather Conditions and Technical Issue 2	78
14.3	Sierra Nevada Snow Fall 3	79



Competition Schedule

As of 12 FEB 2015

Date	Start Time	Estimated Finish Time	Event
THU 5 FEB	15:00	15:30	Ladies' Moguls Final
	15:30	16:00	Men's Moguls Final
MON 9 FEB	09:30	10:15	Ladies' Ski Slopestyle Qualification Run 1
	10:15	11:00	Men's Ski Slopestyle Qualification Run 1
	11:00	11:45	Ladies' Ski Slopestyle Qualification Run 2
	11:45	12:30	Men's Ski Slopestyle Qualification Run 2
	14:00	14:15	Ladies' Ski Slopestyle Final Run 1
	14:15	14:45	Men's Ski Slopestyle Final Run 1
	14:45	15:00	Ladies' Ski Slopestyle Final Run 2
	15:00	15:30	Men's Ski Slopestyle Final Run 2
TUE 10 FEB	11:00	11:18	Ladies' Ski Halfpipe Qualification Run 1
	11:18	11:33	Men's Ski Halfpipe Qualification Run 1
	11:36	11:48	Ladies' Ski Halfpipe Qualification Run 2
	11:50	12:04	Men's Ski Halfpipe Qualification Run 2
WED 11 FEB	11:30	11:42	Ladies' Ski Halfpipe Final Run 1
	11:43	11:52	Men's Ski Halfpipe Final Run 1
	11:53	12:03	Ladies' Ski Halfpipe Final Run 2
	12:05	12:15	Men's Ski Halfpipe Final Run 2
FRI 13 FEB	12:00	13:00	Ladies' Ski Cross Qualification
	12:00	13:00	Men's Ski Cross Qualification
SAT 14 FEB	12:00	14:00	Men's Ski Cross Final
	12:40	13:50	Ladies' Ski Cross Final

NOTE

Schedule subject to change. Please check INFO for any updates made during the day.

Timing and Results provided by  **TISSOT**



Number of Entries by Country

As of 7 FEB 2015

Country	Men					Ladies					Total Competitors
	MO	SX	HP	SS	Total	MO	SX	HP	SS	Total	
AUT - Austria	2	3	1	2	7	1		1	1	2	9
BEL - Belgium		1			1		1			1	2
BLR - Belarus		2			2						2
CHN - People's Republic of China	3				3	3				3	6
CRO - Croatia	1				1						1
CZE - Czech Republic	1	1		1	3		1		1	2	5
ESP - Spain	2		1	1	2	1		2	1	2	4
FIN - Finland				2	2						2
FRA - France	1	4	1		6		1	1	1	3	9
GEO - Georgia		2		3	5						5
GER - Germany						1	1	1	1	3	3
ITA - Italy	1	2		3	4			1	1	1	5
JPN - Japan		1			1		1			1	2
KAZ - Kazakhstan	4	1			5	1			1	1	6
KOR - Republic of Korea	2	2	1	1	6	2				2	8
POL - Poland		1	1	3	4			1	1	1	5
RUS - Russian Federation	4	4	3	4	14	3	4	1		8	22
SLO - Slovenia				2	2				1	1	3
SUI - Switzerland		4	3	2	7		2	3	1	5	12
SVK - Slovakia				1	1				1	1	2
USA - United States of America	2	3	3	4	7	2	3	2	2	7	14
Number of Competitors:	23	31	14	29	83	14	14	13	13	44	127
Number of Countries:	11	14	8	13	20	8	8	9	12	17	21

NOTE

Competitors are only counted once even if they participate in more than one event

LEGEND

HP Ski Halfpipe **MO** Moguls
SS Ski Slopestyle **SX** Ski Cross

Timing and Results provided by **TISSOT**



Medallists By Event

As of 14 FEB 2015 at 12:21

AFTER 8 OF 8 EVENTS

Event	Date	Medal	Name	CTRY Code
Men's Ski Cross	SAT 14 FEB	GOLD	GRAF Bernhard	AUT
		SILVER	HENZI Timothe	SUI
		BRONZE	OMELIN Igor	RUS
Ladies' Ski Cross	SAT 14 FEB	GOLD	KUCEROVA Nikol	CZE
		SILVER	PENTUKHOVA Lidia	RUS
		BRONZE	PRYMAK Tania	USA
Men's Ski Halfpipe	WED 11 FEB	GOLD	LEONARD John	USA
		SILVER	KIM Kwang-jin	KOR
		BRONZE	CHUPA Pavel	RUS
Ladies' Ski Halfpipe	WED 11 FEB	GOLD	TRAPIER MONDANCIN Marine	FRA
		SILVER	CHESNOKOVA Elizavetta	RUS
		BRONZE	SEIFERT Jule	GER
Men's Ski Slopestyle	MON 9 FEB	GOLD	BRAITSCH Fabian	AUT
		SILVER	LEEDS Broby	USA
		BRONZE	POTTER Cody	USA
Ladies' Ski Slopestyle	MON 9 FEB	GOLD	POTTER Brooke	USA
		SILVER	STROMKOVA Zuzana	SVK
		BRONZE	MOESSLER Stefanie	AUT
Men's Moguls	THU 5 FEB	GOLD	KOLMAKOV Pavel	KAZ
		SILVER	REIHERD Dmitriy	KAZ
		BRONZE	SHIMBUEV Sergei	RUS
Ladies' Moguls	THU 5 FEB	GOLD	GALYSHEVA Yulia	KAZ
		SILVER	PERTAKHIYA Marika	RUS
		BRONZE	SEO Jee-Won	KOR



Medal Standings

As of 14 FEB 2015 at 12:21

AFTER 8 OF 8 EVENTS

Rank	CTRY	Men				Ladies				Total				Rank by Total
		G	S	B	Tot	G	S	B	Tot	G	S	B	Tot	
1	USA	1	1	1	3	1		1	2	2	1	2	5	2
2	KAZ	1	1		2	1			1	2	1		3	=3
3	AUT	2			2			1	1	2		1	3	=3
4	CZE					1			1	1			1	=6
4	FRA					1			1	1			1	=6
6	RUS			3	3		3		3		3	3	6	1
7	KOR		1		1			1	1		1	1	2	5
8	SUI		1		1						1		1	=6
8	SVK						1		1		1		1	=6
10	GER							1	1			1	1	=6
Total:		4	4	4	12	4	4	4	12	8	8	8	24	

LEGEND


= Equal sign indicates that two or more countries share the same rank by total

G Gold

S Silver

Tot Total

B Bronze

Timing and Results provided by  **TISSOT**



WINTER
UNIVERSIADE
GRANADA 2015



RESULT BOOK

FREESTYLE SKIING

Ladies' Moguls



Entry List by Event

As of 6 FEB 2015

MO

Number of Competitors: 14, Number of Countries: 8

Country	FIS Code	Name	FIS Points	Rank	Date of Birth
AUT - Austria	2530097	RAMSAUER Katharina	68.50	99	21 MAY 1995
<i>Total of 1 AUT Competitor</i>					
CHN - People's Republic of China	2527639	ZHANG Yingfan	0.23	261	9 JUL 1992
	2527560	NING Qin	120.00	66	7 JAN 1992
	2528803	GAO Dongxue	42.60	147	4 JAN 1992
<i>Total of 3 CHN Competitors</i>					
ESP - Spain	2530179	MUNOZ Patricia	0.00		17 JUL 1996
<i>Total of 1 ESP Competitor</i>					
GER - Germany	2529303	REDEKER Svenja	46.65	140	24 FEB 1995
<i>Total of 1 GER Competitor</i>					
KAZ - Kazakhstan	2484307	GALYSHEVA Yulia	800.00	5	23 OCT 1992
<i>Total of 1 KAZ Competitor</i>					
KOR - Republic of Korea	2525906	SEO Jung-Hwa	183.00	39	27 SEP 1990
	2527003	SEO Jee-Won	290.00	29	13 APR 1994
<i>Total of 2 KOR Competitors</i>					
RUS - Russian Federation	2485027	PERTAKHIYA Marika	320.00	26	15 DEC 1992
	2528352	KRASIOVA Maria	105.60	73	9 JAN 1996
	2527797	IVANOVA Svetlana	22.60	195	2 AUG 1995
<i>Total of 3 RUS Competitors</i>					
USA - United States of America	2532526	SILVERSTONE Mandy	0.00		25 MAY 1993
	2527070	DYER Shelby	0.00		8 MAR 1993
<i>Total of 2 USA Competitors</i>					



Event Results Summary

MO

Number of Competitors: 14, Number of Countries: 8

Rank	Bib	FIS Code	Name	NOC Code	YB	Q		F		Race Points
						Score	Rk	Score	Rk	
1	1	2484307	GALYSHEVA Yulia	KAZ	1992			66.00	(1)	297.00
2	2	2485027	PERTAKHIYA Marika	RUS	1992			59.90	(2)	237.60
3	3	2527003	SEO Jee-Won	KOR	1994			51.86	(3)	178.20
4	4	2525906	SEO Jung-Hwa	KOR	1990			47.58	(4)	148.50
5	13	2527070	DYER Shelby	USA	1993			47.18	(5)	133.65
6	10	2527797	IVANOVA Svetlana	RUS	1995			43.92	(6)	118.80
7	8	2529303	REDEKER Svenja	GER	1995			31.94	(7)	106.92
8	5	2527560	NING Qin	CHN	1992			14.10	(8)	95.04
9	7	2530097	RAMSAUER Katharina	AUT	1995			13.49	(9)	86.13
10	6	2528352	KRASILOVA Maria	RUS	1996			11.20	(10)	77.22
11	14	2530179	MUNOZ Patricia	ESP	1996			6.35	(11)	71.28
12	9	2528803	GAO Dongxue	CHN	1992			6.20	(12)	65.34
13	15	2532526	SILVERSTONE Mandy	USA	1993			2.71	(13)	59.40
14	11	2527639	ZHANG Yingfan	CHN	1992			0.30	(14)	

LEGEND

Ctry	Country	F	Final	Q	Qualification	Rk	Rank
YB	Year of Birth						



Medallists

Medal	Name	Country
GOLD	GALYSHEVA Yulia	KAZ - Kazakhstan
SILVER	PERTAKHIYA Marika	RUS - Russian Federation
BRONZE	SEO Jee-Won	KOR - Republic of Korea



Start List

REVISED
5 FEB 14:38

MO

Jury			Technical Data	
FIS Technical Delegate:	WADE Matthiew	USA	Course Name:	Visera
Head Judge:	PIPSA Pohjavirta	FIN	Length:	201m
Chief of Competition:	PUIG CRISOL Jose Maria	ESP	Course Width:	17.0m
			Gate Width:	14.0m
			Gradient:	28°
			Pace Time:	24.51
Officials			Forerunners	
FISU Technical Delegate:	KOHLI Luc	FRA		
Chief of Course:	LOPEZ Javi	ESP		
Judge 1 (Turns):	BERARD Bruno	FRA		
Judge 2 (Turns):	PUIG CRISOL Jose Maria	ESP		
Judge 3 (Turns):	LEONI Giovanni Osvaldo	SUI		
Judge 4 (Air):	CARR Martin	GBR		
Judge 5 (Air):	ERIKSEN Stian	NOR		

Number of Competitors: 14, Number of Countries: 8

Start Order	Bib	FIS Code	Name	Ctry Code	YB	PR Rank
1	14	2530179	MUNOZ Patricia	ESP	1996	
2	15	2532526	SILVERSTONE Mandy	USA	1993	
3	6	2528352	KRASLOVA Maria	RUS	1996	
4	1	2484307	GALYSHEVA Yulia	KAZ	1992	
5	2	2485027	PERTAKHIYA Marika	RUS	1992	
6	4	2525906	SEO Jung-Hwa	KOR	1990	
7	9	2528803	GAO Dongxue	CHN	1992	
8	13	2527070	DYER Shelby	USA	1993	
9	3	2527003	SEO Jee-Won	KOR	1994	
10	7	2530097	RAMSAUER Katharina	AUT	1995	
11	8	2529303	REDEKER Svenja	GER	1995	
12	5	2527560	NING Qin	CHN	1992	
13	10	2527797	IVANOVA Svetlana	RUS	1995	
14	11	2527639	ZHANG Yingfan	CHN	1992	

NOTE
Bibs are assigned by Fis rank

LEGEND
Ctry Country PR Previous Round YB Year of Birth

Schedule change due to strong wind.



Results

MO

Jury			Technical Data		
FIS Technical Delegate:	WADE Matthiew	USA	Course Name:	Visera	
Head Judge:	PIPSA Pohjavirta	FIN	Length:	201m	
Chief of Competition:	PUIG CRISOL Jose Maria	ESP	Course Width:	17.0m	
			Gate Width:	14.0m	
			Gradient:	28°	
			Pace Time:	24.51	
Officials			Forerunners		
FISU Technical Delegate:	KOHLI Luc	FRA			
Chief of Course:	LOPEZ Javi	ESP			
Judge 1 (Turns):	BERARD Bruno	FRA			
Judge 2 (Turns):	PUIG CRISOL Jose Maria	ESP			
Judge 3 (Turns):	LEONI Giovanni Osvaldo	SUI			
Judge 4 (Air):	CARR Martin	GBR			
Judge 5 (Air):	ERIKSEN Stian	NOR			
Weather: Sky clear			Air Temperature: -21°C / -7°F		
			Snow Temperature: -18°C / 0°F		
			Wind: 19.7 m/sec (VR)		

Number of Competitors: 14, Number of Countries: 8

Rank	Bib	FIS Code	Name	Ctry Code	YB	Turns				Air					Speed		Score	Tie
						J1	J2	J3	Total	J4	J5	Jump	DD	Total	Time	Time Points		
1	1	2484307	GALYSHEVA Yulia	KAZ	1992	14.3	13.9	15.1	43.3	4.9	6.2	3	0.800	10.33	27.29	12.37	66.00	
										6.2	8.0	fT	0.830					
2	2	2485027	PERTAKHIYA Marika	RUS	1992	11.8	12.0	12.2	36.0	8.0	7.3	3	0.800	10.56	26.54	13.34	59.90	
										5.0	5.7	bPp	0.830					
3	3	2527003	SEO Jee-Won	KOR	1994	12.1	10.0	12.9	35.0	5.0	3.6	3	0.800	6.56	28.87	10.30	51.86	
										3.8	4.0	bT	0.800					
4	4	2525906	SEO Jung-Hwa	KOR	1990	10.9	11.1	11.7	33.7	4.3	4.1	3	0.800	5.04	29.99	8.84	47.58	
										2.0	2.2	bT	0.800					
5	13	2527070	DYER Shelby	USA	1993	12.0	9.0	11.2	32.2	7.2	7.6	S	0.510	7.26	30.85	7.72	47.18	
										5.8	5.3	TS	0.630					
6	10	2527797	IVANOVA Svetlana	RUS	1995	11.6	6.6	10.2	28.4	4.7	5.1	TT	0.600	8.18	31.14	7.34	43.92	
										6.1	7.0	bT	0.800					
7	8	2529303	REDEKER Svenja	GER	1995	5.7	7.0	7.2	19.9	5.1	6.0	S	0.510	7.27	33.11	4.77	31.94	
										5.3	5.8	bT	0.800					
8	5	2527560	NING Qin	CHN	1992	0.4	0.1	0.1	0.6	4.4	4.8	S	0.510	8.97	33.29	4.53	14.10	
										7.9	8.1	bPp	0.830					
9	7	2530097	RAMSAUER Katharina	AUT	1995	2.0	1.0	0.3	3.3	2.9	5.2	S	0.510	4.54	32.43	5.65	13.49	
										2.7	3.5	3	0.800					
10	6	2528352	KRASLOVA Maria	RUS	1996	4.2	0.1	3.4	7.7	4.0	3.7	TS	0.630	3.50	39.03	0.00	11.20	
										1.7	1.0	bT	0.800					
11	14	2530179	MUNOZ Patricia	ESP	1996	0.1	1.5	0.1	1.7	2.0	1.8	S	0.510	2.34	34.99	2.31	6.35	
										1.9	2.5	TS	0.630					
12	9	2528803	GAO Dongxue	CHN	1992	0.1	0.1	0.1	0.3	4.9	4.0	S	0.510	3.30	34.77	2.60	6.20	
										1.5	1.1	bT	0.800					
13	15	2532526	SILVERSTONE Mandy	USA	1993	0.1	0.3	0.1	0.5	2.4	3.1	TS	0.630	2.21	38.21	0.00	2.71	
										0.9	0.3	3	0.800					
14	11	2527639	ZHANG Yingfan	CHN	1992	0.1	0.1	0.1	0.3	0.0	0.0		0.000	0.00	58.82	0.00	0.30	
										0.0	0.0		0.000					

Head Judge	Chief of Scoring
PIPSA Pohjavirta (FIN)	SCHOBER Marc (AUT)



Results

MO

Number of Competitors: 14, Number of Countries: 8

Rank	Bib	FIS Code	Name	Ctry Code	YB	Turns				Air				Speed		Score	Tie
						J1	J2	J3	Total	J4	J5	Jump	DD	Total	Time		

NOTE
Turns Total + Air Total + Time points = Score

LEGEND

Ctry	Country	DD	Degree of Difficulty	J	Judge	Tie	Tie-break points
VR	Variable	YB	Year of Birth				



WINTER
UNIVERSIADE
GRANADA 2015



RESULT BOOK

FREESTYLE SKIING

Ladies' Ski Slopestyle



Entry List By Event

As of 7 FEB 2015

Number of Competitors: 13, Number of Countries: 12

Ctry	Fis Code	Name	FIS Points	Rank	Date of Birth
AUT - Austria	2532428	MOESSLER Stefanie	93.60	58	5 JAN 1992
<i>Total of 1 AUT competitor</i>					
CZE - Czech Republic	2532186	NOVAKOVA Barbora	0.00	999	22 MAR 1994
<i>Total of 1 CZE competitor</i>					
ESP - Spain	2530179	MUNOZ Patricia	0.00	999	17 JUL 1996
<i>Total of 1 ESP competitor</i>					
FRA - France	2532312	LE GALL Julie	12.00	118	5 MAY 1996
<i>Total of 1 FRA competitor</i>					
GER - Germany	2529558	SEIFERT Jule	136.00	46	1 MAY 1987
<i>Total of 1 GER competitor</i>					
ITA - Italy	2532489	MARCHESINI Sofia	0.00	999	9 APR 1991
<i>Total of 1 ITA competitor</i>					
KAZ - Kazakhstan	2484307	GALYSHEVA Yulia	0.00	999	23 OCT 1992
<i>Total of 1 KAZ competitor</i>					
POL - Poland	2529850	WITYCH Zuzanna	15.00	111	19 NOV 1992
<i>Total of 1 POL competitor</i>					
SLO - Slovenia	2530920	KRIVEC Anja	132.00	48	15 SEP 1994
<i>Total of 1 SLO competitor</i>					
SUI - Switzerland	2532529	BEUTLER Enya	0.00	999	15 APR 1993
<i>Total of 1 SUI competitor</i>					
SVK - Slovakia	2529929	STROMKOVA Zuzana	410.00	15	21 MAY 1990
<i>Total of 1 SVK competitor</i>					
USA - United States of America	2531736	KEENEY Alexis	30.00	89	27 NOV 1991
	2532533	POTTER Brooke	0.00	999	15 MAY 1995
<i>Total of 2 USA competitors</i>					



Medallists

Medal	Name	CTRY
GOLD	POTTER Brooke	USA
SILVER	STROMKOVA Zuzana	SVK
BRONZE	MOESSLER Stefanie	AUT



Start List

REVISED
9 FEB 13:57


Jury			Technical Data		
Chief Of Course:	CASTRO Ricardo	ESP	Course Name:	Slopestyle Women	
FISU Technical Delegate:	KOHLI Luc	FRA	Start Altitude:	2582m	
Head Judge:	FERRY Magnus	SWE	Finish Altitude:	2420m	
Chief of Competition:	RICON Francisco	ESP	Vertical Drop:	162m	
Technical Delegate:	COTTE Stephane	FRA	Course Length:	710m	
			Number of Jump Features:	3	
			Number of Jibbing Features:	3	
Officials			Forerunners		
Judge 1:	FERRY Magnus	SWE	F1 -		
Judge 2:	COTTET Arnaud	SUI	F2 -		
Judge 3:	ERIKSEN Stian	NOR	F3 -		
Judge 4:	BULC Urh	SLO	F4 -		
Judge 5:	CARR Martin	GBR			
Judge 6:	ROYER Charly	FRA			

Number of Competitors: 6, Number of Countries: 5

Start Order	Bib	FIS Code	Name	CTRY Code	YB	Run	J1	J2	J3	J4	J5	J6	Score	Best Score	Tie	Race Points
1	35	2529850	WITYCH Zuzanna	POL	1992	Run 1										
						Run 2										
2	24	2529558	SEIFERT Jule	GER	1987	Run 1										
						Run 2										
3	21	2532428	MOESSLER Stefanie	AUT	1992	Run 1										
						Run 2										
4	34	2532533	POTTER Brooke	USA	1995	Run 1										
						Run 2										
5	28	2529929	STROMKOVA Zuzana	SVK	1990	Run 1										
						Run 2										
6	33	2531736	KEENEY Alexis	USA	1991	Run 1										
						Run 2										

LEGEND

J Judge YB Year of birth

Timing and Results provided by  TISSOT



Results

Jury			Technical Data		
Chief Of Course:	CASTRO Ricardo	ESP	Course Name:	Slopestyle Women	
FISU Technical Delegate:	KOHLI Luc	FRA	Start Altitude:	2582m	
Head Judge:	FERRY Magnus	SWE	Finish Altitude:	2420m	
Chief of Competition:	RICON Francisco	ESP	Vertical Drop:	162m	
Technical Delegate:	COTTE Stephane	FRA	Course Length:	710m	
			Number of Jump Features:	3	
			Number of Jibbing Features:	3	
Officials			Forerunners		
Judge 1:	FERRY Magnus	SWE	F1 -		
Judge 2:	COTTET Arnaud	SUI	F2 -		
Judge 3:	ERIKSEN Stian	NOR	F3 -		
Judge 4:	BULC Urh	SLO	F4 -		
Judge 5:	CARR Martin	GBR			
Judge 6:	ROYER Charly	FRA			
Weather:	Sky clear		Snow Temperature:	-2°C/28.4°F	
			Temperature - Start:	0°C/32°F	
			Temperature - Finish:	-1°C/30.2°F	

Number of Competitors: 13, Number of Countries: 12


Rank	Bib	FIS Code	Name	CTRY Code	YB	Run	J1	J2	J3	J4	J5	J6	Score	Best Score	Tie	Race Points
------	-----	----------	------	-----------	----	-----	----	----	----	----	----	----	-------	------------	-----	-------------

RESULTS FROM FINAL

1	34	2532533	POTTER Brooke	USA	1995	Run 1	74	75	69	69	69	69	70.83	73.16		500.00
						Run 2	75	73	75	74	70	72	73.16			
2	28	2529929	STROMKOVA Zuzana	SVK	1990	Run 1	84	85	59	58	42	42	61.66	69.83		400.00
						Run 2	85	86	63	62	59	64	69.83			
3	21	2532428	MOESSLER Stefanie	AUT	1992	Run 1	22	22	15	12	6	20	16.16	58.00		300.00
						Run 2	55	53	40	40	80	80	58.00			
4	35	2529850	WITYCH Zuzanna	POL	1992	Run 1	58	60	51	50	51	55	54.16	54.16		250.00
						Run 2	53	56	53	51	52	58	53.83			
5	33	2531736	KEENEY Alexis	USA	1991	Run 1	11	11	9	9	9	10	9.83	9.83		225.00
						Run 2							DNS			
6	24	2529558	SEIFERT Jule	GER	1987	Run 1	8	5	4	8	4	1	5.00	9.00		200.00
						Run 2	9	4	9	10	7	15	9.00			

RESULTS FROM QUALIFICATION

7	23	2532312	LE GALL Julie	FRA	1996	Run 1	46	47	41	46	40	38	43.00	50.83		180.00
						Run 2	68	67	40	40	45	45	50.83			
8	31	2532529	BEUTLER Enya	SUI	1993	Run 1	54	50	45	43	41	42	45.83	47.50		160.00
						Run 2	55	50	50	48	40	42	47.50			
9	22	2532186	NOVAKOVA Barbora	CZE	1994	Run 1	56	58	32	44	45	47	47.00	47.00		145.00
						Run 2	59	59	30	30	45	46	44.83			
10	26	2484307	GALYSHEVA Yulia	KAZ	1992	Run 1	64	63	48	47	25	20	44.50	44.50		130.00
						Run 2	57	50	44	45	25	25	41.00			
11	36	2530920	KRIVEC Anja	SLO	1994	Run 1	34	34	30	36	37	29	33.33	34.66		120.00
						Run 2	36	36	33	36	30	37	34.66			
12	25	2532489	MARCHESINI Sofia	ITA	1991	Run 1	7	7	7	7	7	7	7.00	31.00		
						Run 2	40	40	37	39	15	15	31.00			
	30	2530179	MUNOZ Patricia	ESP	1996	Run 1							DNS	DNS		
						Run 2							DNS			

Timing and Results provided by 




Results

Rank	Bib	FIS Code	Name	CTRY Code	YB	Run	J1	J2	J3	J4	J5	J6	Score	Best Score	Tie	Race Points
------	-----	----------	------	-----------	----	-----	----	----	----	----	----	----	-------	------------	-----	-------------

LEGEND

DNS Did Not Start **J** Judge **YB** Year of birth

Timing and Results provided by  **TISSOT**



Start List


Jury			Technical Data		
Chief Of Course:	CASTRO Ricardo	ESP	Course Name:	Slopestyle Women	
FISU Technical Delegate:	KOHLI Luc	FRA	Start Altitude:	2582m	
Head Judge:	FERRY Magnus	SWE	Finish Altitude:	2420m	
Chief of Competition:	RICON Francisco	ESP	Vertical Drop:	162m	
Technical Delegate:	COTTE Stephane	FRA	Course Length:	710m	
			Number of Jump Features:	3	
			Number of Jibbing Features:	3	
Officials			Forerunners		
Judge 1:	FERRY Magnus	SWE	F1 -		
Judge 2:	COTTET Arnaud	SUI	F2 -		
Judge 3:	ERIKSEN Stian	NOR	F3 -		
Judge 4:	BULC Urh	SLO	F4 -		
Judge 5:	CARR Martin	GBR			
Judge 6:	ROYER Charly	FRA			

Number of Competitors: 13, Number of Countries: 12

Start Order	Bib	FIS Code	Name	CTRY Code	YB	Run	J1	J2	J3	J4	J5	J6	Score	Best Score	Tie	Race Points
1	34	2532533	POTTER Brooke	USA	1995	Run 1										
						Run 2										
2	26	2484307	GALYSHEVA Yulia	KAZ	1992	Run 1										
						Run 2										
3	21	2532428	MOESSLER Stefanie	AUT	1992	Run 1										
						Run 2										
4	30	2530179	MUNOZ Patricia	ESP	1996	Run 1										
						Run 2										
5	31	2532529	BEUTLER Enya	SUI	1993	Run 1										
						Run 2										
6	22	2532186	NOVAKOVA Barbora	CZE	1994	Run 1										
						Run 2										
7	28	2529929	STROMKOVA Zuzana	SVK	1990	Run 1										
						Run 2										
8	33	2531736	KEENEY Alexis	USA	1991	Run 1										
						Run 2										
9	25	2532489	MARCHESINI Sofia	ITA	1991	Run 1										
						Run 2										
10	24	2529558	SEIFERT Jule	GER	1987	Run 1										
						Run 2										
11	23	2532312	LE GALL Julie	FRA	1996	Run 1										
						Run 2										
12	36	2530920	KRIVEC Anja	SLO	1994	Run 1										
						Run 2										
13	35	2529850	WITYCH Zuzanna	POL	1992	Run 1										
						Run 2										

LEGEND

J Judge YB Year of birth

Timing and Results provided by  TISSOT



Results

REVISED
9 FEB 11:52

Jury			Technical Data		
Chief Of Course:	CASTRO Ricardo	ESP	Course Name:	Slopestyle Women	
FISU Technical Delegate:	KOHLI Luc	FRA	Start Altitude:	2582m	
Head Judge:	FERRY Magnus	SWE	Finish Altitude:	2420m	
Chief of Competition:	RICON Francisco	ESP	Vertical Drop:	162m	
Technical Delegate:	COTTE Stephane	FRA	Course Length:	710m	
			Number of Jump Features:	3	
			Number of Jibbing Features:	3	
Officials			Forerunners		
Judge 1:	FERRY Magnus	SWE	F1 -		
Judge 2:	COTTET Arnaud	SUI	F2 -		
Judge 3:	ERIKSEN Stian	NOR	F3 -		
Judge 4:	BULC Urh	SLO	F4 -		
Judge 5:	CARR Martin	GBR			
Judge 6:	ROYER Charly	FRA			
Weather:	Sky clear		Snow Temperature:	-5°C/23°F	
			Temperature - Start:	-8°C/17.6°F	
			Temperature - Finish:	-6°C/21.2°F	

Number of Competitors: 13, Number of Countries: 12


Rank	Bib	FIS Code	Name	CTRY Code	YB	Run	J1	J2	J3	J4	J5	J6	Score	Best Score	Tie	Race Points
------	-----	----------	------	-----------	----	-----	----	----	----	----	----	----	-------	------------	-----	-------------

QUALIFIED TO FINAL

1	33	2531736	KEENEY Alexis	USA	1991	Run 1	75	70	77	77	81	80	76.66	76.66		
						Run 2	15	15	28	30	35	40	27.16			
2	28	2529929	STROMKOVA Zuzana	SVK	1990	Run 1	10	10	10	10	10	10	10.00	71.16		
						Run 2	79	78	72	72	66	60	71.16			
3	34	2532533	POTTER Brooke	USA	1995	Run 1	58	60	75	75	30	36	55.66	66.50		
						Run 2	65	65	80	80	50	59	66.50			
4	21	2532428	MOESSLER Stefanie	AUT	1992	Run 1	70	73	40	41	50	50	54.00	66.16		
						Run 2	67	66	68	71	56	69	66.16			
5	24	2529558	SEIFERT Jule	GER	1987	Run 1	20	20	20	20	20	20	20.00	62.83		
						Run 2	74	73	74	73	41	42	62.83			
6	35	2529850	WITYCH Zuzanna	POL	1992	Run 1	57	57	63	67	65	66	62.50	62.50		
						Run 2	66	67	48	43	55	50	54.83			

NOT QUALIFIED

7	23	2532312	LE GALL Julie	FRA	1996	Run 1	46	47	41	46	40	38	43.00	50.83		
						Run 2	68	67	40	40	45	45	50.83			
8	31	2532529	BEUTLER Enya	SUI	1993	Run 1	54	50	45	43	41	42	45.83	47.50		
						Run 2	55	50	50	48	40	42	47.50			
9	22	2532186	NOVAKOVA Barbora	CZE	1994	Run 1	56	58	32	44	45	47	47.00	47.00		
						Run 2	59	59	30	30	45	46	44.83			
10	26	2484307	GALYSHEVA Yulia	KAZ	1992	Run 1	64	63	48	47	25	20	44.50	44.50		
						Run 2	57	50	44	45	25	25	41.00			
11	36	2530920	KRIVEC Anja	SLO	1994	Run 1	34	34	30	36	37	29	33.33	34.66		
						Run 2	36	36	33	36	30	37	34.66			
12	25	2532489	MARCHESINI Sofia	ITA	1991	Run 1	7	7	7	7	7	7	7.00	31.00		
						Run 2	40	40	37	39	15	15	31.00			
	30	2530179	MUNOZ Patricia	ESP	1996	Run 1							DNS	DNS		
						Run 2							DNS			

Timing and Results provided by 



Results


REVISED
9 FEB 11:52

Rank	Bib	FIS Code	Name	CTRY Code	YB	Run	J1	J2	J3	J4	J5	J6	Score	Best Score	Tie	Race Points
------	-----	----------	------	-----------	----	-----	----	----	----	----	----	----	-------	------------	-----	-------------

LEGEND

DNS Did Not Start J Judge YB Year of birth

Corrected results without discarded judges scores

Timing and Results provided by  TISSOT



WINTER
UNIVERSIADE
GRANADA 2015



RESULT BOOK

FREESTYLE SKIING

Ladies' Ski Halfpipe



Entry List by Event

As of 9 FEB 2015

HP

Number of Competitors: 11, Number of Countries: 9

Country	FIS Code	Name	FIS Points	Rank	Date of Birth
AUT - Austria	2532428	MOESSLER Stefanie	0.00		5 JAN 1992
<i>Total of 1 AUT Competitor</i>					
ESP - Spain	2530179	MUNOZ Patricia	0.00		17 JUL 1996
	2530467	JAIMEZ Elena Irene	0.00		13 MAR 1996
<i>Total of 2 ESP Competitors</i>					
FRA - France	2529097	TRUPIER MONDANCIN Marine	0.00		14 SEP 1995
<i>Total of 1 FRA Competitor</i>					
GER - Germany	2529558	SEIFERT Jule	0.00		1 MAY 1987
<i>Total of 1 GER Competitor</i>					
ITA - Italy	2532489	MARCHESINI Sofia	0.00		9 APR 1991
<i>Total of 1 ITA Competitor</i>					
POL - Poland	2529850	WITYCH Zuzanna	0.60	72	19 NOV 1992
<i>Total of 1 POL Competitor</i>					
RUS - Russian Federation	2530281	CHESNOKOVA Elizavetta	264.00	21	10 APR 1996
<i>Total of 1 RUS Competitor</i>					
SUI - Switzerland	2532529	BEUTLER Enya	0.00		15 APR 1993
<i>Total of 1 SUI Competitor</i>					
USA - United States of America	2532533	POTTER Brooke	0.00		15 MAY 1995
	2531736	KEENEY Alexis	0.00		27 NOV 1991
<i>Total of 2 USA Competitors</i>					



Results

HP

Jury				Technical Data				
FIS Technical Delegate:	COTTE Stephane	FRA		Course Name:	Half Pipe Sierra			
Head Judge:	FERRY Magnus	SWE		Halfpipe Length:	165.0m			
Chief of Competition:	CERVI Jose	ESP		Width from Wall to Wall:	18.0m			
Officials				Halfpipe Inclination:	18°			
FIS Race Director:	KOHLI Luc	FRA		Inner Height of Walls:	5.5m			
Chief of Halfpipe:	MOLINA Jorge	ESP		Inclination of Vert:	78°			
				Forerunners				
Judge 1:	IVANOV Ivan	BUL						
Judge 2:	ARNAUD Cottet	SUI						
Judge 3:	ROYER Charly	FRA						
Judge 4:	CARR Martin	GBR						
Judge 5:	BULC Urh	SLO						
Weather: Sunny				Air Temperature: 3°C / 37°F		Snow Temperature: -5°C / 23°F		Wind: 9.7 m/sec (VR)

Number of Competitors: 11, Number of Countries: 9

Rank	Bib	FIS Code	Name	Ctry Code	YB	Run	J1	J2	J3	J4	J5	Score	Best Score	FIS Points
------	-----	----------	------	-----------	----	-----	----	----	----	----	----	-------	------------	------------

Results from Final

1	9	2529097	TRUPIER MONDANCIN Marine	FRA	1995	Run 1	75	79	78	72	75	75.80	77.80	50.00
						Run 2	77	78	80	77	77	77.80		
2	1	2530281	CHESNOKOVA Elizavetta	RUS	1996	Run 1	80	75	73	66	74	73.60	73.60	40.00
						Run 2	74	76	73	67	75	73.00		
3	11	2529558	SEIFERT Jule	GER	1987	Run 1	70	65	60	60	61	63.20	63.20	30.00
						Run 2	65	66	60	61	60	62.40		
4	4	2532529	BEUTLER Enya	SUI	1993	Run 1	60	53	55	58	57	56.60	57.00	25.00
						Run 2	55	55	57	59	59	57.00		
5	12	2532533	POTTER Brooke	USA	1995	Run 1	50	45	50	52	53	50.00	51.40	22.50
						Run 2	52	46	51	53	55	51.40		
6	10	2532489	MARCHESINI Sofia	ITA	1991	Run 1	41	40	40	43	44	41.60	41.60	20.00
						Run 2	39	39	40	44	45	41.40		

Results from Qualification

7	7	2532428	MOESSLER Stefanie	AUT	1992	Run 1	29	42	38	38	37	36.80	36.80	18.00
						Run 2						DNS		
	2	2529850	WITYCH Zuzanna	POL	1992	Run 1						DNS		
						Run 2						DNS		
	6	2530467	JAIMEZ Elena Irene	ESP	1996	Run 1						DNS		
						Run 2						DNS		
	8	2530179	MUNOZ Patricia	ESP	1996	Run 1						DNS		
						Run 2						DNS		



Results

HP

Number of Competitors: 11, Number of Countries: 9

Rank	Bib	FIS Code	Name	Ctry Code	YB	Run	J1	J2	J3	J4	J5	Score	Best Score	FIS Points
13	2531736		KEENEY Alexis	USA	1991	Run 1						DNS		
						Run 2						DNS		

Head Judge

FERRY Magnus (SWE)

Chief of Scoring

SCHOBER Marc (AUT)

LEGEND

Ctry	Country	DNS	Did Not Start	J	Judge	Tie	Tie-break points
VR	Variable	YB	Year of Birth				



Medallists

Medal	Name	Country
GOLD	TRIEPIER MONDANCIN Marine	FRA - France
SILVER	CHESNOKOVA Elizavetta	RUS - Russian Federation
BRONZE	SEIFERT Jule	GER - Germany



Start List

HP

Jury				Technical Data			
FIS Technical Delegate:	COTTE Stephane	FRA		Course Name:	Half Pipe Sierra		
Head Judge:	FERRY Magnus	SWE		Halfpipe Length:	165.0m		
Chief of Competition:	CERVI Jose	ESP		Width from Wall to Wall:	18.0m		
Officials				Halfpipe Inclination:	18°		
FISU Technical Delegate:	KOHLI Luc	FRA		Inner Height of Walls:	5.5m		
Chief of Halfpipe:	MOLINA Jorge	ESP		Inclination of Vert:	78°		
				Forerunners			
Judge 1:	IVANOV Ivan	BUL					
Judge 2:	ARNAUD Cottet	SUI					
Judge 3:	ROYER Charly	FRA					
Judge 4:	CARR Martin	GBR					
Judge 5:	BULC Urh	SLO					

Number of Competitors: 6, Number of Countries: 6

Start Order	Bib	FIS Code	Name	Ctry Code	YB	Run	J1	J2	J3	J4	J5	Score	Best Score	Tie
1	10	2532489	MARCHESINI Sofia	ITA	1991	Run 1 Run 2								
2	12	2532533	POTTER Brooke	USA	1995	Run 1 Run 2								
3	4	2532529	BEUTLER Enya	SUI	1993	Run 1 Run 2								
4	1	2530281	CHESNOKOVA Elizavetta	RUS	1996	Run 1 Run 2								
5	11	2529558	SEIFERT Jule	GER	1987	Run 1 Run 2								
6	9	2529097	TRUPIER MONDANCIN Marine	FRA	1995	Run 1 Run 2								

LEGEND	Country	J	Judge	Tie	Tie-break points	YB	Year of Birth
--------	---------	---	-------	-----	------------------	----	---------------



Results

HP

Jury				Technical Data				
FIS Technical Delegate:	COTTE Stephane	FRA		Course Name:	Half Pipe Sierra			
Head Judge:	FERRY Magnus	SWE		Halfpipe Length:	165.0m			
Chief of Competition:	CERVI Jose	ESP		Width from Wall to Wall:	18.0m			
Officials				Halfpipe Inclination:	18°			
FIS Race Director:	KOHLI Luc	FRA		Inner Height of Walls:	5.5m			
Chief of Halfpipe:	MOLINA Jorge	ESP		Inclination of Vert:	78°			
				Forerunners				
Judge 1:	IVANOV Ivan	BUL						
Judge 2:	ARNAUD Cottet	SUI						
Judge 3:	ROYER Charly	FRA						
Judge 4:	CARR Martin	GBR						
Judge 5:	BULC Urh	SLO						
Weather: Sunny				Air Temperature: 3°C / 37°F		Snow Temperature: -5°C / 23°F		Wind: 9.7 m/sec (VR)

Number of Competitors: 6, Number of Countries: 6

Rank	Bib	FIS Code	Name	Ctry Code	YB	Run	J1	J2	J3	J4	J5	Score	Best Score	Tie
1	9	2529097	TRIPIER MONDANCIN Marine	FRA	1995	Run 1	75	79	78	72	75	75.80	77.80	
						Run 2	77	78	80	77	77	77.80		
2	1	2530281	CHESNOKOVA Elizavetta	RUS	1996	Run 1	80	75	73	66	74	73.60	73.60	
						Run 2	74	76	73	67	75	73.00		
3	11	2529558	SEIFERT Jule	GER	1987	Run 1	70	65	60	60	61	63.20	63.20	
						Run 2	65	66	60	61	60	62.40		
4	4	2532529	BEUTLER Enya	SUI	1993	Run 1	60	53	55	58	57	56.60	57.00	
						Run 2	55	55	57	59	59	57.00		
5	12	2532533	POTTER Brooke	USA	1995	Run 1	50	45	50	52	53	50.00	51.40	
						Run 2	52	46	51	53	55	51.40		
6	10	2532489	MARCHESINI Sofia	ITA	1991	Run 1	41	40	40	43	44	41.60	41.60	
						Run 2	39	39	40	44	45	41.40		

Head Judge
FERRY Magnus (SWE)

Chief of Scoring
SCHOBER Marc (AUT)

LEGEND							
Ctry	Country	J	Judge	Tie	Tie-break points	VR	Variable
YB	Year of Birth						



Start List

HP

Jury				Technical Data			
FIS Technical Delegate:	COTTE Stephane	FRA		Course Name:	Half Pipe Sierra		
Head Judge:	FERRY Magnus	SWE		Halfpipe Length:	165.0m		
Chief of Competition:	CERVI Jose	ESP		Width from Wall to Wall:	18.0m		
Officials				Halfpipe Inclination:	18°		
FISU Technical Delegate:	KOHLI Luc	FRA		Inner Height of Walls:	5.5m		
Chief of Halfpipe:	MOLINA Jorge	ESP		Inclination of Vert:	78°		
				Forerunners			
Judge 1:	IVANOV Ivan	BUL					
Judge 2:	ARNAUD Cottet	SUI					
Judge 3:	ROYER Charly	FRA					
Judge 4:	CARR Martin	GBR					
Judge 5:	BULC Urh	SLO					

Number of Competitors: 11, Number of Countries: 9

Start Order	Bib	FIS Code	Name	Ctry Code	YB	Run	J1	J2	J3	J4	J5	Score	Best Score	Tie
1	9	2529097	TRUPIER MONDANCIN Marine	FRA	1995	Run 1 Run 2								
2	1	2530281	CHESNOKOVA Elizavetta	RUS	1996	Run 1 Run 2								
3	12	2532533	POTTER Brooke	USA	1995	Run 1 Run 2								
4	2	2529850	WITYCH Zuzanna	POL	1992	Run 1 Run 2								
5	8	2530179	MUNOZ Patricia	ESP	1996	Run 1 Run 2								
6	10	2532489	MARCHESINI Sofia	ITA	1991	Run 1 Run 2								
7	11	2529558	SEIFERT Jule	GER	1987	Run 1 Run 2								
8	6	2530467	JAIMEZ Elena Irene	ESP	1996	Run 1 Run 2								
9	4	2532529	BEUTLER Enya	SUI	1993	Run 1 Run 2								
10	7	2532428	MOESSLER Stefanie	AUT	1992	Run 1 Run 2								
11	13	2531736	KEENEY Alexis	USA	1991	Run 1 Run 2								

LEGEND	Ctry	Country	J	Judge	Tie	Tie-break points	YB	Year of Birth
--------	------	---------	---	-------	-----	------------------	----	---------------



Results

HP

Jury				Technical Data				
FIS Technical Delegate:	COTTE Stephane	FRA		Course Name:	Half Pipe Sierra			
Head Judge:	FERRY Magnus	SWE		Halfpipe Length:	165.0m			
Chief of Competition:	CERVI Jose	ESP		Width from Wall to Wall:	18.0m			
Officials				Halfpipe Inclination:	18°			
FIS Race Director:	KOHLI Luc	FRA		Inner Height of Walls:	5.5m			
Chief of Halfpipe:	MOLINA Jorge	ESP		Inclination of Vert:	78°			
				Forerunners				
Judge 1:	IVANOV Ivan	BUL						
Judge 2:	ARNAUD Cottet	SUI						
Judge 3:	ROYER Charly	FRA						
Judge 4:	CARR Martin	GBR						
Judge 5:	BULC Urh	SLO						
Weather: Mostly cloudy				Air Temperature: 3°C / 37°F		Snow Temperature: 4°C / 39°F		Wind: 3.0 m/sec (S)

Number of Competitors: 11, Number of Countries: 9

Rank	Bib	FIS Code	Name	Ctry Code	YB	Run	J1	J2	J3	J4	J5	Score	Best Score	Tie
------	-----	----------	------	-----------	----	-----	----	----	----	----	----	-------	------------	-----

Qualified to Final

1	9	2529097	TRUPIER MONDANCIN Marine	FRA	1995	Run 1	60	65	60	55	60	60.00	67.80	
						Run 2	65	70	70	65	69	67.80		
2	11	2529558	SEIFERT Jule	GER	1987	Run 1	50	60	55	52	56	54.60	59.20	
						Run 2	54	63	62	59	58	59.20		
3	1	2530281	CHESNOKOVA Elizavetta	RUS	1996	Run 1	55	55	50	48	52	52.00	56.80	
						Run 2	58	59	60	53	54	56.80		
4	4	2532529	BEUTLER Enya	SUI	1993	Run 1	48	57	53	49	55	52.40	52.40	
						Run 2	45	50	50	47	50	48.40		
5	12	2532533	POTTER Brooke	USA	1995	Run 1	39	45	40	44	44	42.40	42.40	
						Run 2	36	46	40	41	45	41.60		
6	10	2532489	MARCHESINI Sofia	ITA	1991	Run 1	8	14	1	10	15	9.60	37.00	
						Run 2	35	40	38	39	33	37.00		

Not Qualified

7	7	2532428	MOESSLER Stefanie	AUT	1992	Run 1	29	42	38	38	37	36.80	36.80	
						Run 2						DNS		
	2	2529850	WITYCH Zuzanna	POL	1992	Run 1						DNS		
						Run 2						DNS		
	6	2530467	JAIMEZ Elena Irene	ESP	1996	Run 1						DNS		
						Run 2						DNS		
	8	2530179	MUNOZ Patricia	ESP	1996	Run 1						DNS		
						Run 2						DNS		



Results

HP

Number of Competitors: 11, Number of Countries: 9

Rank	Bib	FIS Code	Name	Ctry Code	YB	Run	J1	J2	J3	J4	J5	Score	Best Score	Tie
13	2531736		KEENEY Alexis	USA	1991	Run 1						DNS		
						Run 2						DNS		

Head Judge

FERRY Magnus (SWE)

Chief of Scoring

SCHOBER Marc (AUT)

LEGEND

Ctry	Country	DNS	Did Not Start	J	Judge	S	South
Tie	Tie-break points	YB	Year of Birth				



WINTER
UNIVERSIADE
GRANADA 2015



RESULT BOOK

FREESTYLE SKIING

Ladies' Ski Cross



Entry List By Event

As of 14 FEB 2015

Number of Competitors: 14, Number of Countries: 7

Ctry	Fis Code	Name	FIS Points	Rank	Date of Birth
CZE - Czech Republic	2527841	KUCEROVA Nikol	290.00	29	23 JUN 1989
<i>Total of 1 CZE competitor</i>					
GER - Germany	2529910	ALBRECHT Paula	88.40	83	29 APR 1995
<i>Total of 1 GER competitor</i>					
ITA - Italy	2532489	MARCHESINI Sofia	0.00	999	9 APR 1991
<i>Total of 1 ITA competitor</i>					
JPN - Japan	2532148	ATOMURA Akane	0.00	999	30 SEP 1992
<i>Total of 1 JPN competitor</i>					
RUS - Russian Federation	2529457	AVERYANOVA Mayya	150.00	55	8 MAY 1994
	2530011	PENTUKHOVA Lidia	99.00	78	6 OCT 1993
	2528596	STARICHENKO Ekaterina	180.00	45	17 JAN 1995
	2525881	STRUK Viktoria	81.00	85	8 AUG 1988
<i>Total of 4 RUS competitors</i>					
SUI - Switzerland	2529823	CHASTAN Zoe	98.10	80	27 OCT 1992
	2529773	CHELI Zoe	104.20	75	20 FEB 1996
<i>Total of 2 SUI competitors</i>					
USA - United States of America	2527070	DYER Shelby	0.00	999	8 MAR 1993
	2532280	MCNATT Leta	0.00	999	13 DEC 1995
	2528883	PRYMAK Tania	181.00	44	12 OCT 1992
	2530295	SALKO Lauren	30.50	129	20 MAY 1991
<i>Total of 4 USA competitors</i>					



Medallists

Medal	Name	CTRY
GOLD	KUCEROVA Nikol	CZE
SILVER	PENTUKHOVA Lidia	RUS
BRONZE	PRYMAK Tania	USA



Results


Jury			Technical Data	
FIS Technical Delegate:	WADE Matthew	USA	Course Name:	Ski Cross Women
Referee:	COTTE Stephane	FRA	Start Altitude:	1890m
Chief of Competition:	BERGES Carlos	ESP	Finish Altitude:	1800m
FISU Technical Delegate	KOHLI Luc	FRA	Vertical Drop:	90m
			Course Length:	300m
			Number of Features:	14
Officials			Forerunners	
FIS Race Director:			F1 -	
Chief of Course:	LOPEZ David	ESP	F2 -	
Course Builder:	LOPEZ David	ESP	F3 -	
Course Setter:	BERGES Carlos	ESP	F4 -	
Start Referee:	TORRES Clara	ESP		
Finish Referee:	LOPEZ Laura	ESP		

Number of Competitors: 14, Number of Countries: 7

Rank	Bib	FIS Code	Name	CTRY Code	YB	Qualification Time	Race Points
NOT QUALIFIED FOR FINALS							
1	1	2527841	KUCEROVA Nikol	CZE	1989	50.08	200.00
2	7	2530011	PENTUKHOVA Lidia	RUS	1993	50.73	160.00
3	3	2528883	PRYMAK Tania	USA	1992	50.78	120.00
4	5	2529457	AVERYANOVA Mayya	RUS	1994	51.07	100.00
5	6	2529773	CHELI Zoe	SUI	1996	51.56	90.00
6	4	2528596	STARICHENKO Ekaterina	RUS	1995	51.83	80.00
7	9	2529910	ALBRECHT Paula	GER	1995	52.05	72.00
8	8	2529823	CHASTAN Zoe	SUI	1992	52.47	64.00
9	10	2525881	STRUK Viktoria	RUS	1988	52.61	58.00
10	13	2532280	MCNATT Leta	USA	1995	56.56	52.00
11	11	2530295	SALKO Lauren	USA	1991	1:00.15	
	12	2532148	ATOMURA Akane	JPN	1992	DNS	
	14	2532489	MARCHESINI Sofia	ITA	1991	DNS	
	15	2527070	DYER Shelby	USA	1993	DNS	

LEGEND

DNS Did Not Start YB Year of birth

Timing and Results provided by  **TISSOT**



Start List

Jury			Technical Data	
FIS Technical Delegate:	WADE Matthew	USA	Course Name:	Ski Cross Women
Referee:	COTTE Stephane	FRA	Start Altitude:	2625m
Chief of Competition:	BERGES Carlos	ESP	Finish Altitude:	2420m
FISU Technical Delegate	KOHLI Luc	FRA	Vertical Drop:	205m
			Course Length:	980m
			Number of Features:	24
Officials			Forerunners	
FIS Race Director:			F1 -	Forerunner 1
Chief of Course:	LOPEZ David	ESP	F2 -	Forerunner 2
Course Builder:	LOPEZ David	ESP	F3 -	
Course Setter:	BERGES Carlos	ESP	F4 -	
Start Referee:	TORRES Clara	ESP		
Finish Referee:	LOPEZ Laura	ESP		

Number of Competitors: 14, Number of Countries: 7


Start Order	Bib	Fis Code	Name	CTRY Code	YB	Time	Diff
1	8	2529823	CHASTAN Zoe	SUI	1992		
2	6	2529773	CHELI Zoe	SUI	1996		
3	15	2527070	DYER Shelby	USA	1993		
4	1	2527841	KUCEROVA Nikol	CZE	1989		
5	10	2525881	STRUK Viktoria	RUS	1988		
6	7	2530011	PENTUKHOVA Lidia	RUS	1993		
7	3	2528883	PRYMAK Tania	USA	1992		
8	11	2530295	SALKO Lauren	USA	1991		
9	13	2532280	MCNATT Leta	USA	1995		
10	14	2532489	MARCHESINI Sofia	ITA	1991		
11	5	2529457	AVERYANOVA Mayya	RUS	1994		
12	4	2528596	STARICHENKO Ekaterina	RUS	1995		
13	9	2529910	ALBRECHT Paula	GER	1995		
14	12	2532148	ATOMURA Akane	JPN	1992		

NOTE

All competitors are seeded according to FIS or World Cup Rank. Top 16 competitors are randomly drawn.

LEGEND

Diff Difference YB Year of birth

Timing and Results provided by  **TISSOT**



Results

Jury			Technical Data		
FIS Technical Delegate:	WADE Matthew	USA	Course Name:	Ski Cross Women	
Referee:	COTTE Stephane	FRA	Start Altitude:	2625m	
Chief of Competition:	BERGES Carlos	ESP	Finish Altitude:	2420m	
FISU Technical Delegate	KOHLI Luc	FRA	Vertical Drop:	205m	
			Course Length:	980m	
			Number of Features:	24	
Officials			Forerunners		
FIS Race Director:			F1 -	Forerunner 1	
Chief of Course:	LOPEZ David	ESP	F2 -	Forerunner 2	
Course Builder:	LOPEZ David	ESP	F3 -		
Course Setter:	BERGES Carlos	ESP	F4 -		
Start Referee:	TORRES Clara	ESP			
Finish Referee:	LOPEZ Laura	ESP			

Number of Competitors: 14, Number of Countries: 7


Rank	Bib	Fis Code	Name	CTRY Code	YB	Time	Diff
1	1	2527841	KUCEROVA Nikol	CZE	1989	50.08	
2	7	2530011	PENTUKHOVA Lidia	RUS	1993	50.73	0.65
3	3	2528883	PRYMAK Tania	USA	1992	50.78	0.70
4	5	2529457	AVERYANOVA Mayya	RUS	1994	51.07	0.99
5	6	2529773	CHELI Zoe	SUI	1996	51.56	1.48
6	4	2528596	STARICHENKO Ekaterina	RUS	1995	51.83	1.75
7	9	2529910	ALBRECHT Paula	GER	1995	52.05	1.97
8	8	2529823	CHASTAN Zoe	SUI	1992	52.47	2.39
9	10	2525881	STRUK Viktoria	RUS	1988	52.61	2.53
10	13	2532280	MCNATT Leta	USA	1995	56.56	6.48
11	11	2530295	SALKO Lauren	USA	1991	1:00.15	10.07
	12	2532148	ATOMURA Akane	JPN	1992	DNS	
	14	2532489	MARCHESINI Sofia	ITA	1991	DNS	
	15	2527070	DYER Shelby	USA	1993	DNS	

NOTE

If two or more competitors have the same time (tied), then the competitor that started later in the race, will win the tie

LEGEND

Diff Difference **DNS** Did Not Start **YB** Year of birth

Timing and Results provided by 



WINTER
UNIVERSIADE
GRANADA 2015



RESULT BOOK

FREESTYLE SKIING

Men's Moguls



Entry List by Event

As of 6 FEB 2015

MO

Number of Competitors: 23, Number of Countries: 11

Country	FIS Code	Name	FIS Points	Rank	Date of Birth
AUT - Austria	2531858	POSCH Sascha	39.65	186	13 DEC 1992
	2531748	AIGNER Thomas	37.50	194	8 MAR 1993
<i>Total of 2 AUT Competitors</i>					
CHN - People's Republic of China	2528801	ZHAO Yang	6.66	400	3 DEC 1992
	2527618	SONG Xiaochen	0.09	494	1 NOV 1991
	2528799	CHEN Kang	9.52	351	26 SEP 1993
<i>Total of 3 CHN Competitors</i>					
CRO - Croatia	2531180	MAVRINAC Dorijan	24.70	245	10 MAY 1993
<i>Total of 1 CRO Competitor</i>					
CZE - Czech Republic	2526777	HONZIG Daniel	65.00	138	13 DEC 1992
<i>Total of 1 CZE Competitor</i>					
ESP - Spain	2485169	ZAMORA Ander	0.00		9 OCT 1991
	2530180	MONTOYA Jorge	2.80	449	17 AUG 1995
<i>Total of 2 ESP Competitors</i>					
FRA - France	2526517	ESCOBAR Jules	100.00	92	28 JUL 1994
<i>Total of 1 FRA Competitor</i>					
ITA - Italy	2407282	ROSI Ruggero	0.00		4 APR 1987
<i>Total of 1 ITA Competitor</i>					
KAZ - Kazakhstan	2531406	LOGINOV Andrey	4.34	422	19 DEC 1996
	2469168	REIHERD Dmitriy	475.00	14	1 AUG 1989
	2532087	GORLACHEV Konstantin	4.48	419	16 SEP 1997
	2528846	KOLMAKOV Pavel	260.00	33	14 AUG 1996
<i>Total of 4 KAZ Competitors</i>					
KOR - Republic of Korea	2526124	SEO Myung-Joon	165.00	53	15 JUN 1992
	2527908	KIM Ji-Hyon	101.50	90	11 JAN 1995
<i>Total of 2 KOR Competitors</i>					
RUS - Russian Federation	2485233	MIKHAYLOV Maksim	135.00	68	12 FEB 1992
	2485005	SHIMBUEV Sergei	158.00	58	22 JAN 1992
	2527789	ANUFRIEV Egor	195.00	46	24 MAY 1995
	2528600	KAPITONOV Nikita	150.00	61	1 JAN 1995
<i>Total of 4 RUS Competitors</i>					
USA - United States of America	2528528	FARNY Luke	0.00		26 NOV 1993
	2526826	DEGRANDIS Michael	0.00		24 MAR 1993
<i>Total of 2 USA Competitors</i>					



Event Results Summary

MO

Number of Competitors: 23, Number of Countries: 11

Rank	Bib	FIS Code	Name	Ctry Code	YB	Q		F		Race Points
						Score	Rk	Score	Rk	
1	2	2528846	KOLMAKOV Pavel	KAZ	1996			72.45	(1)	248.00
2	1	2469168	REIHERD Dmitriy	KAZ	1989			68.73	(2)	198.40
3	4	2485005	SHIMBUEV Sergei	RUS	1992			62.11	(3)	148.80
4	7	2527908	KIM Ji-Hyon	KOR	1995			58.55	(4)	124.00
5	3	2527789	ANUFRIEV Egor	RUS	1995			57.48	(5)	111.60
6	8	2526517	ESCOBAR Jules	FRA	1994			52.98	(6)	99.20
7	6	2485233	MIKHAYLOV Maksim	RUS	1992			52.41	(7)	89.28
8	17	2528528	FARNY Luke	USA	1993			48.97	(8)	79.36
9	11	2531858	POSCH Sascha	AUT	1992			46.99	(9)	71.92
10	10	2526777	HONZIG Daniel	CZE	1992			44.47	(10)	64.48
11	19	2531406	LOGINOV Andrey	KAZ	1996			44.41	(11)	59.52
12	5	2528600	KAPITONOV Nikita	RUS	1995			39.82	(12)	54.56
13	22	2485169	ZAMORA Ander	ESP	1991			39.17	(13)	49.60
14	21	2407282	ROSI Ruggero	ITA	1987			38.58	(14)	44.64
15	9	2526124	SEO Myung-Joon	KOR	1992			37.38	(15)	39.68
16	14	2528801	ZHAO Yang	CHN	1992			36.72	(16)	37.20
17	15	2527618	SONG Xiaochen	CHN	1991			35.14	(17)	34.72
18	12	2531748	AIGNER Thomas	AUT	1993			27.36	(18)	32.24
19	18	2532087	GORLACHEV Konstantin	KAZ	1997			20.66	(19)	29.76
20	20	2530180	MONTOYA Jorge	ESP	1995			17.96	(20)	27.28
21	16	2526826	DEGRANDIS Michael	USA	1993			10.33	(21)	24.80
22	13	2528799	CHEN Kang	CHN	1993			7.66	(22)	
23	30	2531180	MAVRINAC Dorijan	CRO	1993			2.68	(23)	

LEGEND

Ctry	Country	F	Final	Q	Qualification	Rk	Rank
------	---------	---	-------	---	---------------	----	------



Medallists

Medal	Name	Country
GOLD	KOLMAKOV Pavel	KAZ - Kazakhstan
SILVER	REIHERD Dmitriy	KAZ - Kazakhstan
BRONZE	SHIMBUEV Sergei	RUS - Russian Federation



Start List

REVISED
5 FEB 14:37

MO

Jury			Technical Data	
FIS Technical Delegate:	WADE Matthiew	USA	Course Name:	Visera
Head Judge:	PIPSA Pohjavirta	FIN	Length:	201m
Chief of Competition:	PUIG CRISOL Jose Maria	ESP	Course Width:	17.0m
			Gate Width:	14.0m
			Gradient:	28°
			Pace Time:	20.72
Officials			Forerunners	
FISU Technical Delegate:	KOHLI Luc	FRA		
Chief of Course:	LOPEZ Javi	ESP		
Judge 1 (Turns):	BERARD Bruno	FRA		
Judge 2 (Turns):	PUIG CRISOL Jose Maria	ESP		
Judge 3 (Turns):	LEONI Giovanni Osvaldo	SUI		
Judge 4 (Air):	CARR Martin	GBR		
Judge 5 (Air):	ERIKSEN Stian	NOR		

Number of Competitors: 23, Number of Countries: 11

Start Order	Bib	FIS Code	Name	Ctry Code	YB	PR Rank
1	6	2485233	MIKHAYLOV Maksim	RUS	1992	
2	2	2528846	KOLMAKOV Pavel	KAZ	1996	
3	13	2528799	CHEN Kang	CHN	1993	
4	9	2526124	SEO Myung-Joon	KOR	1992	
5	14	2528801	ZHAO Yang	CHN	1992	
6	20	2530180	MONTOYA Jorge	ESP	1995	
7	12	2531748	AIGNER Thomas	AUT	1993	
8	8	2526517	ESCOBAR Jules	FRA	1994	
9	7	2527908	KIM Ji-Hyon	KOR	1995	
10	1	2469168	REIHERD Dmitriy	KAZ	1989	
11	11	2531858	POSCH Sascha	AUT	1992	
12	17	2528528	FARNY Luke	USA	1993	
13	16	2526826	DEGRANDIS Michael	USA	1993	
14	18	2532087	GORLACHEV Konstantin	KAZ	1997	
15	4	2485005	SHIMBUEV Sergei	RUS	1992	
16	15	2527618	SONG Xiaochen	CHN	1991	
17	5	2528600	KAPITONOV Nikita	RUS	1995	
18	22	2485169	ZAMORA Ander	ESP	1991	
19	30	2531180	MAVRINAC Dorijan	CRO	1993	
20	10	2526777	HONZIG Daniel	CZE	1992	
21	19	2531406	LOGINOV Andrey	KAZ	1996	
22	3	2527789	ANUFRIEV Egor	RUS	1995	
23	21	2407282	ROSI Ruggero	ITA	1987	



Start List

REVISED
5 FEB 14:37

MO

Number of Competitors: 23, Number of Countries: 11

Start Order	Bib	FIS Code	Name	Ctry Code	YB	PR Rank
-------------	-----	----------	------	-----------	----	---------

NOTE
Bibs are assigned by Fis rank

LEGEND

Ctry	Country	PR	Previous Round	YB	Year of Birth
------	---------	----	----------------	----	---------------

Schedule change due to strong wind.



Results

MO

Jury				Technical Data			
FIS Technical Delegate:	WADE Matthiew	USA		Course Name:	Visera		
Head Judge:	PIPSA Pohjavirta	FIN		Length:	201m		
Chief of Competition:	PUIG CRISOL Jose Maria	ESP		Course Width:	17.0m		
				Gate Width:	14.0m		
				Gradient:	28°		
				Pace Time:	20.72		
Officials				Forerunners			
FISU Technical Delegate:	KOHLI Luc	FRA					
Chief of Course:	LOPEZ Javi	ESP					
Judge 1 (Turns):	BERARD Bruno	FRA					
Judge 2 (Turns):	PUIG CRISOL Jose Maria	ESP					
Judge 3 (Turns):	LEONI Giovanni Osvaldo	SUI					
Judge 4 (Air):	CARR Martin	GBR					
Judge 5 (Air):	ERIKSEN Stian	NOR					
Weather: Sky clear				Air Temperature: -21°C / -7°F			
				Snow Temperature: -18°C / 0°F			
				Wind: 19.7 m/sec (VR)			

Number of Competitors: 23, Number of Countries: 11

Rank	Bib	FIS Code	Name	Ctry Code	YB	Turns				Air					Speed		Score	Tie
						J1	J2	J3	Total	J4	J5	Jump	DD	Total	Time	Time Points		
1	2	2528846	KOLMAKOV Pavel	KAZ	1996	16.8	13.2	15.7	45.7	8.6	8.0	bF	0.830	12.21	21.66	14.54	72.45	
										7.9	6.7	fT	0.730					
2	1	2469168	REIHERD Dmitriy	KAZ	1989	15.3	15.5	16.2	47.0	6.6	7.1	7opA	0.860	10.11	23.55	11.62	68.73	
										5.9	5.7	bPp	0.730					
3	4	2485005	SHIMBUEV Sergei	RUS	1992	13.8	10.5	14.8	39.1	7.9	7.8	bPp	0.730	11.01	23.31	12.00	62.11	
										6.0	6.3	7opA	0.860					
4	7	2527908	KIM Ji-Hyon	KOR	1995	13.5	14.5	15.8	43.8	4.8	5.4	7opA	0.860	7.84	26.60	6.91	58.55	
										5.0	4.5	bPp	0.730					
5	3	2527789	ANUFRIEV Egor	RUS	1995	12.3	12.0	10.4	34.7	8.0	7.9	bL	0.720	10.01	22.81	12.77	57.48	
										4.4	5.6	7opA	0.860					
6	8	2526517	ESCOBAR Jules	FRA	1994	11.5	8.0	13.0	32.5	7.8	8.5	bPp	0.730	10.94	24.90	9.54	52.98	
										4.8	5.0	10opA	1.020					
7	6	2485233	MIKHAYLOV Maksim	RUS	1992	9.1	10.0	10.8	29.9	8.0	6.7	bF	0.830	10.82	23.51	11.69	52.41	
										5.8	5.2	7opA	0.860					
8	17	2528528	FARNY Luke	USA	1993	9.6	10.5	11.6	31.7	6.2	8.0	3	0.700	7.08	24.48	10.19	48.97	
										2.0	3.8	bPp	0.730					
9	11	2531858	POSCH Sascha	AUT	1992	10.4	13.0	11.0	34.4	4.2	4.7	3	0.700	6.43	27.09	6.16	46.99	
										5.0	4.1	fT	0.730					
10	10	2526777	HONZIG Daniel	CZE	1992	6.4	10.4	11.1	27.9	6.0	6.5	3G	0.770	9.35	26.40	7.22	44.47	
										5.8	6.0	bPG	0.770					
11	19	2531406	LOGINOV Andrey	KAZ	1996	11.7	11.1	9.5	32.3	5.0	3.9	I	0.730	7.36	28.00	4.75	44.41	
										5.1	6.2	bPp	0.730					
12	5	2528600	KAPITONOV Nikita	RUS	1995	11.0	10.1	9.4	30.5	4.0	3.8	I	0.730	5.28	28.46	4.04	39.82	
										2.9	3.8	bPp	0.730					
13	22	2485169	ZAMORA Ander	ESP	1991	10.5	10.5	10.5	31.5	5.1	4.9	TT	0.500	5.79	29.86	1.88	39.17	
										4.2	5.2	bT	0.700					
14	21	2407282	ROSI Ruggero	ITA	1987	9.1	9.1	11.2	29.4	6.0	6.4	3	0.700	7.63	30.07	1.55	38.58	
										5.0	4.4	bT	0.700					
15	9	2526124	SEO Myung-Joon	KOR	1992	6.0	2.4	6.2	14.6	7.3	7.6	bPp	0.730	10.71	23.26	12.07	37.38	
										5.9	6.4	7opA	0.860					
16	14	2528801	ZHAO Yang	CHN	1992	11.1	7.6	8.3	27.0	4.9	5.8	K	0.410	4.27	27.55	5.45	36.72	
										2.8	3.0	bL	0.720					
17	15	2527618	SONG Xiaochen	CHN	1991	9.4	8.5	8.3	26.2	4.3	4.2	S	0.410	3.01	27.24	5.93	35.14	
										1.4	2.1	bPp	0.730					
18	12	2531748	AIGNER Thomas	AUT	1993	5.0	4.8	3.3	13.1	6.4	7.6	bT	0.700	9.31	27.87	4.95	27.36	
										5.5	6.6	fT	0.730					



Results

MO

Number of Competitors: 23, Number of Countries: 11

Rank	Bib	FIS Code	Name	Ctry Code	YB	Turns				Air					Speed		Score	Tie
						J1	J2	J3	Total	J4	J5	Jump	DD	Total	Time	Time Points		
19	18	2532087	GORLACHEV Konstantin	KAZ	1997	6.6	4.0	4.9	15.5	4.2	4.2	3	0.700	5.16	32.05	0.00	20.66	
										3.0	3.1	fT	0.730					
20	20	2530180	MONTOYA Jorge	ESP	1995	5.2	3.4	3.9	12.5	3.9	4.9	3	0.700	5.46	32.74	0.00	17.96	
										2.9	3.9	bT	0.700					
21	16	2526826	DEGRANDIS Michael	USA	1993	1.2	0.4	1.2	2.8	4.5	5.1	bPp	0.730	7.53	33.25	0.00	10.33	
										5.2	6.0	bL	0.720					
22	13	2528799	CHEN Kang	CHN	1993	0.1	0.1	0.1	0.3	3.0	3.4	S	0.410	5.03	29.57	2.33	7.66	
										4.4	5.8	bPp	0.730					
23	30	2531180	MAVRINAC Dorijan	CRO	1993	0.1	0.1	0.1	0.3	3.5	2.6	3	0.700	2.38	37.82	0.00	2.68	
										0.3	0.4	fT	0.730					

Head Judge	Chief of Scoring
PIPSA Pohjavirta (FIN)	SCHOBER Marc (AUT)

NOTE
Turns Total + Air Total + Time points = Score

LEGEND
Ctry Country DD Degree of Difficulty J Judge Tie Tie-break points



WINTER
UNIVERSIADE
GRANADA 2015



RESULT BOOK

FREESTYLE SKIING

Men's Ski Slopestyle



Entry List By Event

As of 7 FEB 2015

Number of Competitors: 29, Number of Countries: 13

Ctry	Fis Code	Name	FIS Points	Rank	Date of Birth
AUT - Austria	2530751	BRAITSCH Fabian	18.00	186	1 SEP 1992
	2529205	HASIBEDER Dominic	0.00	999	7 OCT 1991
<i>Total of 2 AUT competitors</i>					
CZE - Czech Republic	2529000	KALENSKY Josef	16.65	196	27 APR 1989
<i>Total of 1 CZE competitor</i>					
ESP - Spain	2530180	MONTOYA Jorge	0.00	999	17 AUG 1995
<i>Total of 1 ESP competitor</i>					
FIN - Finland	2526436	KOSKELAINEN Henri	0.00	999	17 APR 1989
	2529153	RONKAINEN Jarkko	0.90	454	31 MAY 1991
<i>Total of 2 FIN competitors</i>					
GEO - Georgia	2532523	CHOPIKASHVILI Sandro	0.00	999	6 JAN 1993
	2532524	KHUTSISHVILI Mamuka	0.00	999	8 JAN 1995
	2531595	VASHAKMADZE Guram	3.60	346	22 APR 1993
<i>Total of 3 GEO competitors</i>					
ITA - Italy	2531651	CONCI Andrea	0.00	999	17 MAY 1990
	2531589	MAIRAMTINKHOF Michael	0.00	999	13 JUL 1991
	2407282	ROSI Ruggero	0.00	999	4 APR 1987
<i>Total of 3 ITA competitors</i>					
KOR - Republic of Korea	2531217	CHEON Ho-Young	50.00	97	14 JUN 1996
<i>Total of 1 KOR competitor</i>					
POL - Poland	2529593	KARPIEL Szczepan	40.00	111	10 DEC 1989
	2530369	PALICHLEB Pawel	3.56	349	8 DEC 1992
	2530006	SIBIGA Bartlomiej	18.00	186	18 NOV 1990
<i>Total of 3 POL competitors</i>					
RUS - Russian Federation	2530966	KAZAKOV Arkadii	40.00	111	27 JUL 1993
	2527524	KORDYUK Petr	26.25	148	8 JUL 1992
	2530389	MAKAROV Dmitry	35.00	120	14 NOV 1996
	2531477	MULENDEEV Dmitrii	18.50	182	27 OCT 1996
<i>Total of 4 RUS competitors</i>					
SLO - Slovenia	2529348	KOLENC Lovrenc	11.00	233	4 SEP 1990
	2531234	KOVACIC Ziga	9.50	251	24 NOV 1994
<i>Total of 2 SLO competitors</i>					
SUI - Switzerland	2532537	BENZ Alexander	0.00	999	9 APR 1991
	2531566	JAEGER Silvan	9.60	247	12 FEB 1988
<i>Total of 2 SUI competitors</i>					
SVK - Slovakia	2531227	JANCKULIK Igor	4.75	318	3 JAN 1994
<i>Total of 1 SVK competitor</i>					

Timing and Results provided by  TISSOT



Entry List By Event

As of 7 FEB 2015

Ctry	Fis Code	Name	FIS Points	Rank	Date of Birth
USA - United States of America	2531735	BROWN Jeremy	10.80	236	25 JUN 1990
	2528930	LEEDS Broby	12.78	214	17 AUG 1994
	2527806	LEONARD John	0.00	999	21 NOV 1994
	2532534	POTTER Cody	0.00	999	13 FEB 1993

Total of 4 USA competitors



Medallists

Medal	Name	CTRY
GOLD	BRAITSCH Fabian	AUT
SILVER	LEEDS Broby	USA
BRONZE	POTTER Cody	USA



Start List

REVISED
9 FEB 13:55


Jury			Technical Data		
Chief Of Course:	CASTRO Ricardo	ESP	Course Name:	Slopestyle Women	
FISU Technical Delegate:	KOHLI Luc	FRA	Start Altitude:	2582m	
Head Judge:	FERRY Magnus	SWE	Finish Altitude:	2420m	
Chief of Competition:	RICON Francisco	ESP	Vertical Drop:	162m	
Technical Delegate:	COTTE Stephane	FRA	Course Length:	710m	
			Number of Jump Features:	3	
			Number of Jibbing Features:	3	
Officials			Forerunners		
Judge 1:	FERRY Magnus	SWE	F1 -		
Judge 2:	COTTET Arnaud	SUI	F2 -		
Judge 3:	ERIKSEN Stian	NOR	F3 -		
Judge 4:	BULC Urh	SLO	F4 -		
Judge 5:	CARR Martin	GBR			
Judge 6:	ROYER Charly	FRA			

Number of Competitors: 12, Number of Countries: 7

Start Order	Bib	FIS Code	Name	CTRY Code	YB	Run	J1	J2	J3	J4	J5	J6	Score	Best Score	Tie	Race Points
1	56	2527806	LEONARD John	USA	1994	Run 1										
						Run 2										
2	45	2531566	JAEGER Silvan	SUI	1988	Run 1										
						Run 2										
3	57	2529348	KOLENC Lovrenc	SLO	1990	Run 1										
						Run 2										
4	55	2528930	LEEDS Broby	USA	1994	Run 1										
						Run 2										
5	47	2532534	POTTER Cody	USA	1993	Run 1										
						Run 2										
6	40	2530966	KAZAKOV Arkadii	RUS	1993	Run 1										
						Run 2										
7	58	2529593	KARPIEL Szczepan	POL	1989	Run 1										
						Run 2										
8	21	2529205	HASIBEDER Dominic	AUT	1991	Run 1										
						Run 2										
9	46	2532537	BENZ Alexander	SUI	1991	Run 1										
						Run 2										
10	33	2530006	SIBIGA Bartlomiej	POL	1990	Run 1										
						Run 2										
11	23	2529000	KALENSKY Josef	CZE	1989	Run 1										
						Run 2										
12	22	2530751	BRAITSCH Fabian	AUT	1992	Run 1										
						Run 2										

LEGEND

J Judge YB Year of birth

Timing and Results provided by  TISSOT



Results

Jury			Technical Data		
Chief Of Course:	CASTRO Ricardo	ESP	Course Name:	Slopestyle Women	
FISU Technical Delegate:	KOHLI Luc	FRA	Start Altitude:	2582m	
Head Judge:	FERRY Magnus	SWE	Finish Altitude:	2420m	
Chief of Competition:	RICON Francisco	ESP	Vertical Drop:	162m	
Technical Delegate:	COTTE Stephane	FRA	Course Length:	710m	
			Number of Jump Features:	3	
			Number of Jibbing Features:	3	
Officials			Forerunners		
Judge 1:	FERRY Magnus	SWE	F1 -		
Judge 2:	COTTET Arnaud	SUI	F2 -		
Judge 3:	ERIKSEN Stian	NOR	F3 -		
Judge 4:	BULC Urh	SLO	F4 -		
Judge 5:	CARR Martin	GBR			
Judge 6:	ROYER Charly	FRA			
Weather:	Sky clear		Snow Temperature:	-2°C/28.4°F	
			Temperature - Start:	0°C/32°F	
			Temperature - Finish:	-1°C/30.2°F	

Number of Competitors: 29, Number of Countries: 13


Rank	Bib	FIS Code	Name	CTRY Code	YB	Run	J1	J2	J3	J4	J5	J6	Score	Best Score	Tie	Race Points
------	-----	----------	------	-----------	----	-----	----	----	----	----	----	----	-------	------------	-----	-------------

RESULTS FROM FINAL

1	22	2530751	BRAITSCH Fabian	AUT	1992	Run 1	84	82	82	80	80	83	81.83	81.83		500.00
						Run 2	81	80	81	81	55	55	72.16			
2	55	2528930	LEEDS Broby	USA	1994	Run 1	70	72	88	86	75	77	78.00	78.00		400.00
						Run 2	11	12	10	10	12	15	11.66			
3	47	2532534	POTTER Cody	USA	1993	Run 1	68	68	77	78	81	80	75.33	75.33		300.00
						Run 2	66	66	72	74	83	84	74.16			
4	40	2530966	KAZAKOV Arkadii	RUS	1993	Run 1	30	30	29	30	30	27	29.33	73.66		250.00
						Run 2	66	67	85	84	68	72	73.66			
5	33	2530006	SIBIGA Bartłomiej	POL	1990	Run 1	80	78	63	64	64	61	68.33	73.16		225.00
						Run 2	73	69	83	82	64	68	73.16			
6	46	2532537	BENZ Alexander	SUI	1991	Run 1	82	81	42	48	83	87	70.50	70.50		200.00
						Run 2	86	84	40	45	41	45	56.83			
7	23	2529000	KALENSKY Josef	CZE	1989	Run 1	79	79	51	51	71	74	67.50	69.16		180.00
						Run 2	80	77	84	84	47	43	69.16			
8	58	2529593	KARPIEL Szczepan	POL	1989	Run 1	70	69	68	70	68	69	69.00	69.00		160.00
						Run 2	62	60	58	62	67	69	63.00			
9	45	2531566	JAEGER Silvan	SUI	1988	Run 1	65	65	59	59	79	81	68.00	68.00		145.00
						Run 2	61	62	62	62	72	76	65.83			
10	56	2527806	LEONARD John	USA	1994	Run 1	78	77	43	49	72	74	65.50	65.50		130.00
						Run 2	63	62	61	61	61	65	62.16			
11	57	2529348	KOLENC Lovrenc	SLO	1990	Run 1	29	28	35	30	20	27	28.16	28.16		120.00
						Run 2							DNS			
12	21	2529205	HASIBEDER Dominic	AUT	1991	Run 1	12	15	8	17	12	10	12.33	18.50		110.00
						Run 2	20	19	25	25	12	10	18.50			

RESULTS FROM QUALIFICATION

13	34	2530369	PALICHLB Pawel	POL	1992	Run 1	35	35	35	35	37	30	34.50	60.33		100.00
						Run 2	57	57	69	65	55	59	60.33			

Timing and Results provided by  TISSOT



Results

Rank	Bib	FIS Code	Name	CTRY Code	YB	Run	J1	J2	J3	J4	J5	J6	Score	Best Score	Tie	Race Points
14	24	2529153	RONKAINEN Jarkko	FIN	1991	Run 1	76	72	53	51	48	51	58.50	58.50		90.00
						Run 2	20	18	16	16	39	39	24.66			
15	38	2531477	MULENDEEV Dmitrii	RUS	1996	Run 1	60	61	45	45	62	60	55.50	55.50		80.00
						Run 2	30	30	30	30	38	38	32.66			
16	25	2526436	KOSKELAINEN Henri	FIN	1989	Run 1	22	22	25	30	22	25	24.33	54.66		75.00
						Run 2	77	74	48	50	39	40	54.66			
17	41	2531227	JANCKULIK Igor	SVK	1994	Run 1	58	52	51	50	51	58	53.33	53.33		70.00
						Run 2	55	54	54	53	49	54	53.16			
18	29	2531589	MAIRAMTINKHOF Michael	ITA	1991	Run 1	48	49	66	65	41	47	52.66	53.00		65.00
						Run 2	50	52	64	63	44	45	53.00			
19	48	2531735	BROWN Jeremy	USA	1990	Run 1	44	45	42	43	40	40	42.33	50.50		60.00
						Run 2	48	47	56	54	48	50	50.50			
20	39	2527524	KORDYUK Petr	RUS	1992	Run 1	59	57	50	50	32	33	46.83	49.16		55.00
						Run 2	68	66	39	42	39	41	49.16			
21	36	2531217	CHEON Ho-Young	KOR	1996	Run 1	6	6	6	6	6	6	6.00	45.33		50.00
						Run 2	45	47	48	48	40	44	45.33			
22	59	2532524	KHUTSISHVILI Mamuka	GEO	1995	Run 1	4	4	4	4	4	4	4.00	43.00		45.00
						Run 2	35	37	41	43	51	51	43.00			
23	42	2531234	KOVACIC Ziga	SLO	1994	Run 1	28	28	29	30	30	25	28.33	28.33		40.00
						Run 2	10	10	10	10	10	10	10.00			
24	31	2531651	CONCI Andrea	ITA	1990	Run 1	17	17	23	26	30	20	22.16	22.16		35.00
						Run 2	9	10	13	13	6	7	9.66			
25	26	2531595	VASHAKMADZE Guram	GEO	1993	Run 1	10	10	10	10	10	10	10.00	14.66		30.00
						Run 2	15	15	20	18	10	10	14.66			
26	37	2530389	MAKAROV Dmitry	RUS	1996	Run 1	11	11	11	11	10	10	10.66	14.33		25.00
						Run 2	16	16	16	17	10	11	14.33			
27	27	2532523	CHOPIKASHVILI Sandro	GEO	1993	Run 1	12	12	12	12	12	12	12.00	14.00		
						Run 2	14	14	14	14	14	14	14.00			
28	43	2530180	MONTOYA Jorge	ESP	1995	Run 1	8	8	8	8	8	8	8.00	11.33		
						Run 2	12	12	15	15	5	9	11.33			
	30	2407282	ROSI Ruggero	ITA	1987	Run 1							DNS	DNS		
						Run 2							DNS			

LEGEND

DNS Did Not Start **J** Judge **YB** Year of birth

Timing and Results provided by 



Start List

Jury			Technical Data		
Chief Of Course:	CASTRO Ricardo	ESP	Course Name:	Slopestyle Women	
FISU Technical Delegate:	KOHLI Luc	FRA	Start Altitude:	2582m	
Head Judge:	FERRY Magnus	SWE	Finish Altitude:	2420m	
Chief of Competition:	RICON Francisco	ESP	Vertical Drop:	162m	
Technical Delegate:	COTTE Stephane	FRA	Course Length:	710m	
			Number of Jump Features:	3	
			Number of Jibbing Features:	3	
Officials			Forerunners		
Judge 1:	FERRY Magnus	SWE	F1 -		
Judge 2:	COTTET Arnaud	SUI	F2 -		
Judge 3:	ERIKSEN Stian	NOR	F3 -		
Judge 4:	BULC Urh	SLO	F4 -		
Judge 5:	CARR Martin	GBR			
Judge 6:	ROYER Charly	FRA			

Number of Competitors: 29, Number of Countries: 13

Start Order	Bib	FIS Code	Name	CTRY Code	YB	Run	J1	J2	J3	J4	J5	J6	Score	Best Score	Tie	Race Points
1	42	2531234	KOVACIC Ziga	SLO	1994	Run 1										
						Run 2										
2	27	2532523	CHOPIKASHVILI Sandro	GEO	1993	Run 1										
						Run 2										
3	34	2530369	PALICHLER Pawel	POL	1992	Run 1										
						Run 2										
4	36	2531217	CHEON Ho-Young	KOR	1996	Run 1										
						Run 2										
5	33	2530006	SIBIGA Bartlomiej	POL	1990	Run 1										
						Run 2										
6	46	2532537	BENZ Alexander	SUI	1991	Run 1										
						Run 2										
7	41	2531227	JANCKULIK Igor	SVK	1994	Run 1										
						Run 2										
8	56	2527806	LEONARD John	USA	1994	Run 1										
						Run 2										
9	26	2531595	VASHAKMADZE Guram	GEO	1993	Run 1										
						Run 2										
10	55	2528930	LEEDS Broby	USA	1994	Run 1										
						Run 2										
11	23	2529000	KALENSKY Josef	CZE	1989	Run 1										
						Run 2										
12	58	2529593	KARPIEL Szczepan	POL	1989	Run 1										
						Run 2										
13	40	2530966	KAZAKOV Arkadii	RUS	1993	Run 1										
						Run 2										
14	59	2532524	KHUTSISHVILI Mamuka	GEO	1995	Run 1										
						Run 2										
15	47	2532534	POTTER Cody	USA	1993	Run 1										
						Run 2										



Start List

Start Order	Bib	FIS Code	Name	CTRY Code	YB	Run	J1	J2	J3	J4	J5	J6	Score	Best Score	Tie	Race Points	
16	57	2529348	KOLENC Lovrenc	SLO	1990	Run 1											
						Run 2											
17	38	2531477	MULENDEEV Dmitrii	RUS	1996	Run 1											
						Run 2											
18	25	2526436	KOSKELAINEN Henri	FIN	1989	Run 1											
						Run 2											
19	43	2530180	MONTOYA Jorge	ESP	1995	Run 1											
						Run 2											
20	37	2530389	MAKAROV Dmitry	RUS	1996	Run 1											
						Run 2											
21	21	2529205	HASIBEDER Dominic	AUT	1991	Run 1											
						Run 2											
22	45	2531566	JAEGER Silvan	SUI	1988	Run 1											
						Run 2											
23	31	2531651	CONCI Andrea	ITA	1990	Run 1											
						Run 2											
24	29	2531589	MAIRAMTINKHOF Michael	ITA	1991	Run 1											
						Run 2											
25	48	2531735	BROWN Jeremy	USA	1990	Run 1											
						Run 2											
26	39	2527524	KORDYUK Petr	RUS	1992	Run 1											
						Run 2											
27	22	2530751	BRAITSCH Fabian	AUT	1992	Run 1											
						Run 2											
28	24	2529153	RONKAINEN Jarkko	FIN	1991	Run 1											
						Run 2											
29	30	2407282	ROSI Ruggero	ITA	1987	Run 1											
						Run 2											

LEGEND

J Judge YB Year of birth

Timing and Results provided by  **TISSOT**



Results

REVISED
9 FEB 13:55

Jury			Technical Data		
Chief Of Course:	CASTRO Ricardo	ESP	Course Name:	Slopestyle Women	
FISU Technical Delegate:	KOHLI Luc	FRA	Start Altitude:	2582m	
Head Judge:	FERRY Magnus	SWE	Finish Altitude:	2420m	
Chief of Competition:	RICON Francisco	ESP	Vertical Drop:	162m	
Technical Delegate:	COTTE Stephane	FRA	Course Length:	710m	
			Number of Jump Features:	3	
			Number of Jibbing Features:	3	
Officials			Forerunners		
Judge 1:	FERRY Magnus	SWE	F1 -		
Judge 2:	COTTET Arnaud	SUI	F2 -		
Judge 3:	ERIKSEN Stian	NOR	F3 -		
Judge 4:	BULC Urh	SLO	F4 -		
Judge 5:	CARR Martin	GBR			
Judge 6:	ROYER Charly	FRA			
Weather:	Sky clear		Snow Temperature:	-5°C/23°F	
			Temperature - Start:	-8°C/17.6°F	
			Temperature - Finish:	-6°C/21.2°F	

Number of Competitors: 29, Number of Countries: 13


Rank	Bib	FIS Code	Name	CTRY Code	YB	Run	J1	J2	J3	J4	J5	J6	Score	Best Score	Tie	Race Points
------	-----	----------	------	-----------	----	-----	----	----	----	----	----	----	-------	------------	-----	-------------

QUALIFIED TO FINAL

1	22	2530751	BRAITSCH Fabian	AUT	1992	Run 1	79	80	55	56	77	83	71.66	82.00		
						Run 2	77	78	89	84	80	84	82.00			
2	23	2529000	KALENSKY Josef	CZE	1989	Run 1	80	77	58	59	79	80	72.16	80.16		
						Run 2	78	75	90	86	75	77	80.16			
3	33	2530006	SIBIGA Bartlomiej	POL	1990	Run 1	78	79	73	70	66	65	71.83	80.00		
						Run 2	85	85	85	81	74	70	80.00			
4	46	2532537	BENZ Alexander	SUI	1991	Run 1	83	83	65	64	84	85	77.33	77.33		
						Run 2	86	86	67	64	44	45	65.33			
5	21	2529205	HASIBEDER Dominic	AUT	1991	Run 1	65	62	55	54	39	39	52.33	73.66		
						Run 2	73	74	87	85	61	62	73.66			
6	58	2529593	KARPIEL Szczepan	POL	1989	Run 1	64	63	80	77	72	78	72.33	72.33		
						Run 2	89	88	50	57	40	49	62.16			
7	40	2530966	KAZAKOV Arkadii	RUS	1993	Run 1	69	70	61	61	70	70	66.83	70.50		
						Run 2	77	76	70	69	67	64	70.50			
8	47	2532534	POTTER Cody	USA	1993	Run 1	66	55	75	72	77	77	70.33	70.33		
						Run 2	63	63	65	68	59	59	62.83			
9	55	2528930	LEEDS Broby	USA	1994	Run 1	74	76	59	67	44	40	60.00	68.83		
						Run 2	72	75	64	65	68	69	68.83			
10	57	2529348	KOLENC Lovrenc	SLO	1990	Run 1	13	13	13	13	13	13	13.00	66.00		
						Run 2	81	80	40	40	77	78	66.00			
11	45	2531566	JAEGER Silvan	SUI	1988	Run 1	53	64	68	63	60	64	62.00	65.00		
						Run 2	63	61	69	72	60	65	65.00			
12	56	2527806	LEONARD John	USA	1994	Run 1	36	36	36	36	36	36	36.00	60.83		
						Run 2	82	82	62	55	42	42	60.83			

NOT QUALIFIED

13	34	2530369	PALICHLER Pawel	POL	1992	Run 1	35	35	35	35	37	30	34.50	60.33		
						Run 2	57	57	69	65	55	59	60.33			

Timing and Results provided by  TISSOT



Results

REVISED
9 FEB 13:55

Rank	Bib	FIS Code	Name	CTRY Code	YB	Run	J1	J2	J3	J4	J5	J6	Score	Best Score	Tie	Race Points
14	24	2529153	RONKAINEN Jarkko	FIN	1991	Run 1	76	72	53	51	48	51	58.50	58.50		
						Run 2	20	18	16	16	39	39	24.66			
15	38	2531477	MULENDEEV Dmitrii	RUS	1996	Run 1	60	61	45	45	62	60	55.50	55.50		
						Run 2	30	30	30	30	38	38	32.66			
16	25	2526436	KOSKELAINEN Henri	FIN	1989	Run 1	22	22	25	30	22	25	24.33	54.66		
						Run 2	77	74	48	50	39	40	54.66			
17	41	2531227	JANCKULIK Igor	SVK	1994	Run 1	58	52	51	50	51	58	53.33	53.33		
						Run 2	55	54	54	53	49	54	53.16			
18	29	2531589	MAIRAMTINKHOF Michael	ITA	1991	Run 1	48	49	66	65	41	47	52.66	53.00		
						Run 2	50	52	64	63	44	45	53.00			
19	48	2531735	BROWN Jeremy	USA	1990	Run 1	44	45	42	43	40	40	42.33	50.50		
						Run 2	48	47	56	54	48	50	50.50			
20	39	2527524	KORDYUK Petr	RUS	1992	Run 1	59	57	50	50	32	33	46.83	49.16		
						Run 2	68	66	39	42	39	41	49.16			
21	36	2531217	CHEON Ho-Young	KOR	1996	Run 1	6	6	6	6	6	6	6.00	45.33		
						Run 2	45	47	48	48	40	44	45.33			
22	59	2532524	KHUTSISHVILI Mamuka	GEO	1995	Run 1	4	4	4	4	4	4	4.00	43.00		
						Run 2	35	37	41	43	51	51	43.00			
23	42	2531234	KOVACIC Ziga	SLO	1994	Run 1	28	28	29	30	30	25	28.33	28.33		
						Run 2	10	10	10	10	10	10	10.00			
24	31	2531651	CONCI Andrea	ITA	1990	Run 1	17	17	23	26	30	20	22.16	22.16		
						Run 2	9	10	13	13	6	7	9.66			
25	26	2531595	VASHAKMADZE Guram	GEO	1993	Run 1	10	10	10	10	10	10	10.00	14.66		
						Run 2	15	15	20	18	10	10	14.66			
26	37	2530389	MAKAROV Dmitry	RUS	1996	Run 1	11	11	11	11	10	10	10.66	14.33		
						Run 2	16	16	16	17	10	11	14.33			
27	27	2532523	CHOPIKASHVILI Sandro	GEO	1993	Run 1	12	12	12	12	12	12	12.00	14.00		
						Run 2	14	14	14	14	14	14	14.00			
28	43	2530180	MONTOYA Jorge	ESP	1995	Run 1	8	8	8	8	8	8	8.00	11.33		
						Run 2	12	12	15	15	5	9	11.33			
	30	2407282	ROSI Ruggero	ITA	1987	Run 1							DNS	DNS		
						Run 2							DNS			

LEGEND

DNS Did Not Start J Judge YB Year of birth

Corrected results without discarded judges scores

Timing and Results provided by 



WINTER
UNIVERSIADE
GRANADA 2015



RESULT BOOK

FREESTYLE SKIING

Men's Ski Halfpipe



Entry List by Event

As of 9 FEB 2015

HP

Number of Competitors: 12, Number of Countries: 8

Country	FIS Code	Name	FIS Points	Rank	Date of Birth
AUT - Austria	2529205	HASIBEDER Dominic	0.00		7 OCT 1991
<i>Total of 1 AUT Competitor</i>					
ESP - Spain	2530180	MONTOYA Jorge	0.00		17 AUG 1995
<i>Total of 1 ESP Competitor</i>					
FRA - France	2526930	BIJASSON Nicolas	216.00	27	24 FEB 1991
<i>Total of 1 FRA Competitor</i>					
KOR - Republic of Korea	2528635	KIM Kwang-Jin	95.00	47	10 JUN 1995
<i>Total of 1 KOR Competitor</i>					
POL - Poland	2529593	KARPIEL Szczepan	0.04	177	10 DEC 1989
<i>Total of 1 POL Competitor</i>					
RUS - Russian Federation	2527524	KORDYUK Petr	24.85	77	8 JUL 1992
	2528971	KOMAROV Anton	7.20	114	24 OCT 1994
	2527774	CHUPA Pavel	77.20	51	20 SEP 1994
<i>Total of 3 RUS Competitors</i>					
SUI - Switzerland	2532537	BENZ Alexander	0.00		9 APR 1991
<i>Total of 1 SUI Competitor</i>					
USA - United States of America	2527806	LEONARD John	0.00		21 NOV 1994
	2528930	LEEDS Broby	263.00	23	17 AUG 1994
	2531735	BROWN Jeremy	0.00		25 JUN 1990
<i>Total of 3 USA Competitors</i>					



Results

HP

Jury				Technical Data				
FIS Technical Delegate:	COTTE Stephane	FRA		Course Name:	Half Pipe Sierra			
Head Judge:	FERRY Magnus	SWE		Halfpipe Length:	165.0m			
Chief of Competition:	CERVI Jose	ESP		Width from Wall to Wall:	18.0m			
Officials				Halfpipe Inclination:	18°			
FIS Race Director:	KOHLI Luc	FRA		Inner Height of Walls:	5.5m			
Chief of Halfpipe:	MOLINA Jorge	ESP		Inclination of Vert:	78°			
				Forerunners				
Judge 1:	IVANOV Ivan	BUL						
Judge 2:	ARNAUD Cottet	SUI						
Judge 3:	ROYER Charly	FRA						
Judge 4:	CARR Martin	GBR						
Judge 5:	BULC Urh	SLO						
Weather: Sunny				Air Temperature: 3°C / 37°F		Snow Temperature: -5°C / 23°F		Wind: 9.7 m/sec (VR)

Number of Competitors: 12, Number of Countries: 8

Rank	Bib	FIS Code	Name	Ctry Code	YB	Run	J1	J2	J3	J4	J5	Score	Best Score	FIS Points
------	-----	----------	------	-----------	----	-----	----	----	----	----	----	-------	------------	------------

Results from Final

1	13	2527806	LEONARD John	USA	1994	Run 1	80	85	83	79	81	81.60	86.40	90.00
						Run 2	90	86	86	85	85	86.40		
2	2	2528635	KIM Kwang-Jin	KOR	1995	Run 1	72	73	72	68	73	71.60	71.60	72.00
						Run 2	65	62	60	62	64	62.60		
3	3	2527774	CHUPA Pavel	RUS	1994	Run 1	75	70	69	65	71	70.00	70.00	54.00
						Run 2	74	75	62	62	66	67.80		
4	4	2527524	KORDYUK Petr	RUS	1992	Run 1	70	60	66	59	65	64.00	64.00	45.00
						Run 2	45	40	31	29	35	36.00		
5	12	2528930	LEEDS Broby	USA	1994	Run 1	30	30	30	26	20	27.20	62.20	40.50
						Run 2	69	58	60	61	63	62.20		
6	9	2529205	HASIBEDER Dominic	AUT	1991	Run 1	15	14	10	12	10	12.20	27.60	36.00
						Run 2	29	29	29	24	27	27.60		

Results from Qualification

7	6	2528971	KOMAROV Anton	RUS	1994	Run 1	15	15	15	8	9	12.40	44.40	32.40
						Run 2	49	48	40	42	43	44.40		
8	11	2530180	MONTOYA Jorge	ESP	1995	Run 1	20	20	10	17	20	17.40	39.20	28.80
						Run 2	42	41	35	39	39	39.20		
	1	2526930	BIJASSON Nicolas	FRA	1991	Run 1						DNS		
						Run 2						DNS		
	7	2529593	KARPIEL Szczepan	POL	1989	Run 1						DNS		
						Run 2						DNS		



Results

HP

Number of Competitors: 12, Number of Countries: 8

Rank	Bib	FIS Code	Name	Ctry Code	YB	Run	J1	J2	J3	J4	J5	Score	Best Score	FIS Points
8	2532537		BENZ Alexander	SUI	1991	Run 1						DNS		
						Run 2						DNS		
14	2531735		BROWN Jeremy	USA	1990	Run 1						DNS		
						Run 2						DNS		

Head Judge

FERRY Magnus (SWE)

Chief of Scoring

SCHOBER Marc (AUT)

LEGEND

Ctry	Country	DNS	Did Not Start	J	Judge	Tie	Tie-break points
VR	Variable	YB	Year of Birth				



Medallists

Medal	Name	Country
GOLD	LEONARD John	USA - United States of America
SILVER	KIM Kwang-Jin	KOR - Republic of Korea
BRONZE	CHUPA Pavel	RUS - Russian Federation



Start List

HP

Jury			Technical Data		
FIS Technical Delegate:	COTTE Stephane	FRA	Course Name:	Half Pipe Sierra	
Head Judge:	FERRY Magnus	SWE	Halfpipe Length:	165.0m	
Chief of Competition:	CERVI Jose	ESP	Width from Wall to Wall:	18.0m	
Officials			Halfpipe Inclination:	18°	
FISU Technical Delegate:	KOHLI Luc	FRA	Inner Height of Walls:	5.5m	
Chief of Halfpipe:	MOLINA Jorge	ESP	Inclination of Vert:	78°	
Judge 1:			Forerunners		
Judge 2:	IVANOV Ivan	BUL			
Judge 3:	ARNAUD Cottet	SUI			
Judge 4:	ROYER Charly	FRA			
Judge 5:	CARR Martin	GBR			
	BULC Urh	SLO			

Number of Competitors: 6, Number of Countries: 4

Start Order	Bib	FIS Code	Name	Ctry Code	YB	Run	J1	J2	J3	J4	J5	Score	Best Score	Tie
1	9	2529205	HASIBEDER Dominic	AUT	1991	Run 1 Run 2								
2	12	2528930	LEEDS Broby	USA	1994	Run 1 Run 2								
3	4	2527524	KORDYUK Petr	RUS	1992	Run 1 Run 2								
4	13	2527806	LEONARD John	USA	1994	Run 1 Run 2								
5	2	2528635	KIM Kwang-Jin	KOR	1995	Run 1 Run 2								
6	3	2527774	CHUPA Pavel	RUS	1994	Run 1 Run 2								

LEGEND	Country	J	Judge	Tie	Tie-break points	YB	Year of Birth
--------	---------	---	-------	-----	------------------	----	---------------



Results

HP

Jury				Technical Data				
FIS Technical Delegate:	COTTE Stephane	FRA		Course Name:	Half Pipe Sierra			
Head Judge:	FERRY Magnus	SWE		Halfpipe Length:	165.0m			
Chief of Competition:	CERVI Jose	ESP		Width from Wall to Wall:	18.0m			
Officials				Halfpipe Inclination:	18°			
FIS Race Director:	KOHLI Luc	FRA		Inner Height of Walls:	5.5m			
Chief of Halfpipe:	MOLINA Jorge	ESP		Inclination of Vert:	78°			
				Forerunners				
Judge 1:	IVANOV Ivan	BUL						
Judge 2:	ARNAUD Cottet	SUI						
Judge 3:	ROYER Charly	FRA						
Judge 4:	CARR Martin	GBR						
Judge 5:	BULC Urh	SLO						
Weather: Sunny				Air Temperature: 3°C / 37°F		Snow Temperature: -5°C / 23°F		Wind: 9.7 m/sec (VR)

Number of Competitors: 6, Number of Countries: 4

Rank	Bib	FIS Code	Name	Ctry Code	YB	Run	J1	J2	J3	J4	J5	Score	Best Score	Tie
1	13	2527806	LEONARD John	USA	1994	Run 1	80	85	83	79	81	81.60	86.40	
						Run 2	90	86	86	85	85	86.40		
2	2	2528635	KIM Kwang-Jin	KOR	1995	Run 1	72	73	72	68	73	71.60	71.60	
						Run 2	65	62	60	62	64	62.60		
3	3	2527774	CHUPA Pavel	RUS	1994	Run 1	75	70	69	65	71	70.00	70.00	
						Run 2	74	75	62	62	66	67.80		
4	4	2527524	KORDYUK Petr	RUS	1992	Run 1	70	60	66	59	65	64.00	64.00	
						Run 2	45	40	31	29	35	36.00		
5	12	2528930	LEEDS Broby	USA	1994	Run 1	30	30	30	26	20	27.20	62.20	
						Run 2	69	58	60	61	63	62.20		
6	9	2529205	HASIBEDER Dominic	AUT	1991	Run 1	15	14	10	12	10	12.20	27.60	
						Run 2	29	29	29	24	27	27.60		

Head Judge
FERRY Magnus (SWE)

Chief of Scoring
SCHOBER Marc (AUT)

LEGEND							
Ctry	Country	J	Judge	Tie	Tie-break points	VR	Variable
YB	Year of Birth						



Start List

HP

Jury				Technical Data			
FIS Technical Delegate:	COTTE Stephane	FRA		Course Name:	Half Pipe Sierra		
Head Judge:	FERRY Magnus	SWE		Halfpipe Length:	165.0m		
Chief of Competition:	CERVI Jose	ESP		Width from Wall to Wall:	18.0m		
Officials				Halfpipe Inclination:	18°		
FISU Technical Delegate:	KOHLI Luc	FRA		Inner Height of Walls:	5.5m		
Chief of Halfpipe:	MOLINA Jorge	ESP		Inclination of Vert:	78°		
				Forerunners			
Judge 1:	IVANOV Ivan	BUL					
Judge 2:	ARNAUD Cottet	SUI					
Judge 3:	ROYER Charly	FRA					
Judge 4:	CARR Martin	GBR					
Judge 5:	BULC Urh	SLO					

Number of Competitors: 12, Number of Countries: 8

Start Order	Bib	FIS Code	Name	Ctry Code	YB	Run	J1	J2	J3	J4	J5	Score	Best Score	Tie
1	6	2528971	KOMAROV Anton	RUS	1994	Run 1 Run 2								
2	3	2527774	CHUPA Pavel	RUS	1994	Run 1 Run 2								
3	11	2530180	MONTOYA Jorge	ESP	1995	Run 1 Run 2								
4	2	2528635	KIM Kwang-Jin	KOR	1995	Run 1 Run 2								
5	7	2529593	KARPIEL Szczepan	POL	1989	Run 1 Run 2								
6	8	2532537	BENZ Alexander	SUI	1991	Run 1 Run 2								
7	13	2527806	LEONARD John	USA	1994	Run 1 Run 2								
8	12	2528930	LEEDS Broby	USA	1994	Run 1 Run 2								
9	1	2526930	BIJASSON Nicolas	FRA	1991	Run 1 Run 2								
10	4	2527524	KORDYUK Petr	RUS	1992	Run 1 Run 2								
11	14	2531735	BROWN Jeremy	USA	1990	Run 1 Run 2								
12	9	2529205	HASIBEDER Dominic	AUT	1991	Run 1 Run 2								

LEGEND	Ctry	Country	J	Judge	Tie	Tie-break points	YB	Year of Birth
--------	------	---------	---	-------	-----	------------------	----	---------------



Results

HP

Jury				Technical Data				
FIS Technical Delegate:	COTTE Stephane	FRA		Course Name:	Half Pipe Sierra			
Head Judge:	FERRY Magnus	SWE		Halfpipe Length:	165.0m			
Chief of Competition:	CERVI Jose	ESP		Width from Wall to Wall:	18.0m			
Officials				Halfpipe Inclination:	18°			
FIS Race Director:	KOHLI Luc	FRA		Inner Height of Walls:	5.5m			
Chief of Halfpipe:	MOLINA Jorge	ESP		Inclination of Vert:	78°			
				Forerunners				
Judge 1:	IVANOV Ivan	BUL						
Judge 2:	ARNAUD Cottet	SUI						
Judge 3:	ROYER Charly	FRA						
Judge 4:	CARR Martin	GBR						
Judge 5:	BULC Urh	SLO						
Weather: Mostly cloudy				Air Temperature: 3°C / 37°F		Snow Temperature: 4°C / 39°F		Wind: 3.0 m/sec (S)

Number of Competitors: 12, Number of Countries: 8

Rank	Bib	FIS Code	Name	Ctry Code	YB	Run	J1	J2	J3	J4	J5	Score	Best Score	Tie
Qualified to Final														
1	3	2527774	CHUPA Pavel	RUS	1994	Run 1	85	75	81	84	80	81.00	81.20	
						Run 2	83	78	81	83	81	81.20		
2	2	2528635	KIM Kwang-Jin	KOR	1995	Run 1	70	72	79	79	74	74.80	74.80	
						Run 2	15	15	6	9	7	10.40		
3	13	2527806	LEONARD John	USA	1994	Run 1	65	69	73	70	69	69.20	73.80	
						Run 2	75	71	76	75	72	73.80		
4	4	2527524	KORDYUK Petr	RUS	1992	Run 1	67	70	75	74	71	71.40	73.20	
						Run 2	72	73	76	73	72	73.20		
5	12	2528930	LEEDS Broby	USA	1994	Run 1	60	66	69	66	67	65.60	71.80	
						Run 2	69	72	75	72	71	71.80		
6	9	2529205	HASIBEDER Dominic	AUT	1991	Run 1	50	46	50	52	55	50.60	53.60	
						Run 2	56	58	48	50	56	53.60		
Not Qualified														
7	6	2528971	KOMAROV Anton	RUS	1994	Run 1	15	15	15	8	9	12.40	44.40	
						Run 2	49	48	40	42	43	44.40		
8	11	2530180	MONTOYA Jorge	ESP	1995	Run 1	20	20	10	17	20	17.40	39.20	
						Run 2	42	41	35	39	39	39.20		
	1	2526930	BIJASSON Nicolas	FRA	1991	Run 1						DNS		
						Run 2						DNS		
	7	2529593	KARPIEL Szczepan	POL	1989	Run 1						DNS		
						Run 2						DNS		



Results

HP

Number of Competitors: 12, Number of Countries: 8

Rank	Bib	FIS Code	Name	Ctry Code	YB	Run	J1	J2	J3	J4	J5	Score	Best Score	Tie
8	2532537		BENZ Alexander	SUI	1991	Run 1						DNS		
						Run 2						DNS		
14	2531735		BROWN Jeremy	USA	1990	Run 1						DNS		
						Run 2						DNS		

Head Judge

FERRY Magnus (SWE)

Chief of Scoring

SCHOBER Marc (AUT)

LEGEND

Ctry	Country	DNS	Did Not Start	J	Judge	S	South
Tie	Tie-break points	YB	Year of Birth				



WINTER
UNIVERSIADE
GRANADA 2015



RESULT BOOK

FREESTYLE SKIING

Men's Ski Cross




Entry List By Event

As of 14 FEB 2015

Number of Competitors: 31, Number of Countries: 13

Ctry	Fis Code	Name	FIS Points	Rank	Date of Birth
AUT - Austria	2532289	GRAF Bernhard	75.44	138	26 NOV 1988
	2529966	LINNINGER Maximilian	36.00	214	10 JUN 1995
	2529008	PEHERSTORFER Lukas	56.60	161	13 FEB 1993
	2529003	STOLZ Christoph	39.60	208	3 SEP 1992
<i>Total of 4 AUT competitors</i>					
BEL - Belgium	2530780	VANDEVELDE Patrick	16.80	277	11 AUG 1995
<i>Total of 1 BEL competitor</i>					
BLR - Belarus	2530885	MAZALEUSKI Siarhei	28.68	235	6 AUG 1992
	2526961	NAKONETCHNYI Alexandre	30.12	231	8 MAR 1987
<i>Total of 2 BLR competitors</i>					
CZE - Czech Republic	2528474	CECH Jiri	116.00	101	13 APR 1993
<i>Total of 1 CZE competitor</i>					
FRA - France	2532020	AMIGUES Tanguy	8.84	322	14 JUN 1995
	2531605	BONNEFOND Tom	120.20	98	18 APR 1995
	2532017	GUIPPONI BARFETY Morgan	90.90	123	14 OCT 1995
	2531359	HOEN Benoit	51.60	179	23 JAN 1994
<i>Total of 4 FRA competitors</i>					
GEO - Georgia	2532594	TEDIASHVILI Davit	0.00	999	15 NOV 1992
<i>Total of 1 GEO competitor</i>					
ITA - Italy	2531651	CONCI Andrea	5.76	341	17 MAY 1990
	2530206	GIORGI Nicola	23.28	250	11 JUL 1994
<i>Total of 2 ITA competitors</i>					
JPN - Japan	2531367	ISHIZUKA Takahiro	92.00	120	7 NOV 1992
<i>Total of 1 JPN competitor</i>					
KOR - Republic of Korea	2530633	HAN Sang-Hyun	45.00	192	20 JUN 1995
	2531846	PARK Hyun	40.60	206	30 AUG 1993
<i>Total of 2 KOR competitors</i>					
POL - Poland	2528241	HABRAT Mateusz	110.00	108	27 APR 1990
<i>Total of 1 POL competitor</i>					
RUS - Russian Federation	2531123	NABIULIN Artem	79.90	132	25 AUG 1996
	2530399	OMELIN Igor	84.80	127	30 AUG 1995
	2529450	PUDOVKIN Mikhail	62.40	153	29 APR 1994
	2530339	SMIRNOV Artem	98.40	116	21 APR 1996
<i>Total of 4 RUS competitors</i>					

Timing and Results provided by  **TISSOT**



Entry List By Event

As of 14 FEB 2015

Ctry	Fis Code	Name	FIS Points	Rank	Date of Birth
SUI - Switzerland	2528261	CHELI Theo	35.00	217	27 DEC 1993
	2528262	DETRAZ Romain	86.20	125	21 DEC 1993
	2529307	HENZI Timothe	127.60	91	13 APR 1992
	2529385	MUELLER Timo	116.00	101	9 APR 1992
<i>Total of 4 SUI competitors</i>					
USA - United States of America	2530155	HAYMANS Morgan	30.40	230	24 JUN 1993
	2528930	LEEDS Broby	0.00	999	17 AUG 1994
	2527806	LEONARD John	0.00	999	21 NOV 1994
	2532534	POTTER Cody	0.00	999	13 FEB 1993
<i>Total of 4 USA competitors</i>					



Medallists

Medal	Name	CTRY
GOLD	GRAF Bernhard	AUT
SILVER	HENZI Timothe	SUI
BRONZE	OMELIN Igor	RUS




Results

Jury			Technical Data	
FIS Technical Delegate:	WADE Matthew	USA	Course Name:	Ski Cross Men
Referee:	COTTE Stephane	FRA	Start Altitude:	m
Chief of Competition:	BERGES Carlos	ESP	Finish Altitude:	m
FISU Technical Delegate	KOHLI Luc	FRA	Vertical Drop:	m
			Course Length:	m
			Number of Features:	
Officials			Forerunners	
Chief of Course:	LOPEZ David	ESP	F1 -	
Course Builder:	LOPEZ David	ESP	F2 -	
Course Setter:	BERGES Carlos	ESP	F3 -	
Start Referee:	TORRES Clara	ESP	F4 -	
Finish Referee:	LOPEZ Laura	ESP		

Number of Competitors: 31, Number of Countries: 13

Rank	Bib	FIS Code	Name	CTRY Code	YB	Qualification Time	Race Points
NOT QUALIFIED FOR FINALS							
1	32	2532289	GRAF Bernhard	AUT	1988	47.49	120.00
2	1	2529307	HENZI Timothe	SUI	1992	48.02	96.00
3	10	2530399	OMELIN Igor	RUS	1995	48.04	72.00
4	8	2532017	GUIPPONI BARFETY Morgan	FRA	1995	48.08	60.00
5	2	2531605	BONNEFOND Tom	FRA	1995	48.09	54.00
6	14	2531359	HOEN Benoit	FRA	1994	48.20	48.00
7	3	2529385	MUELLER Timo	SUI	1992	48.23	43.20
8	5	2528241	HABRAT Mateusz	POL	1990	48.25	38.40
9	18	2529966	LINNINGER Maximilian	AUT	1995	48.56	34.80
10	16	2531846	PARK Hyun	KOR	1993	48.85	31.20
11	17	2529003	STOLZ Christoph	AUT	1992	48.97	28.80
12	26	2532020	AMIGUES Tanguy	FRA	1995	48.98	26.40
13	23	2530885	MAZALEUSKI Siarhei	BLR	1992	49.03	24.00
14	12	2529450	PUDOVKIN Mikhail	RUS	1994	49.06	21.60
15	7	2531367	ISHIZUKA Takahiro	JPN	1992	49.29	19.20
16	11	2531123	NABIULIN Artem	RUS	1996	49.34	18.00
17	9	2528262	DETRAZ Romain	SUI	1993	49.47	16.80
18	19	2528261	CHELI Theo	SUI	1993	49.48	15.60
19	24	2530206	GIORGI Nicola	ITA	1994	50.11	14.40
20	28	2532594	TEDIASHVILI Davit	GEO	1992	50.21	13.20
21	4	2528474	CECH Jiri	CZE	1993	50.28	12.00
22	15	2530633	HAN Sang-Hyun	KOR	1995	50.79	10.80
23	21	2530155	HAYMANS Morgan	USA	1993	50.87	9.60
24	25	2530780	VANDEVELDE Patrick	BEL	1995	52.02	8.40
25	27	2531651	CONCI Andrea	ITA	1990	52.10	7.20
26	30	2528930	LEEDS Broby	USA	1994	1:01.11	
27	29	2527806	LEONARD John	USA	1994	1:02.35	
	6	2530339	SMIRNOV Artem	RUS	1996	DNS	
	13	2529008	PEHERSTORFER Lukas	AUT	1993	DNS	
	22	2526961	NAKONETCHNYI Alexandre	BLR	1987	DNS	
Disqualified							
	33	2532534	POTTER Cody	USA	1993	DSQ	

Timing and Results provided by 




Results

Rank	Bib	FIS Code	Name	CTRY Code	YB	Qualification Time	Race Points
------	-----	----------	------	-----------	----	--------------------	-------------

LEGEND

DNS Did Not Start **DSQ** Disqualified **YB** Year of birth

Timing and Results provided by 



Start List

Jury			Technical Data	
FIS Technical Delegate:	WADE Matthew	USA	Course Name:	Ski Cross Men
Referee:	COTTE Stephane	FRA	Start Altitude:	2625m
Chief of Competition:	BERGES Carlos	ESP	Finish Altitude:	2420m
FISU Technical Delegate	KOHLI Luc	FRA	Vertical Drop:	205m
			Course Length:	980m
			Number of Features:	24
Officials			Forerunners	
Chief of Course:	LOPEZ David	ESP	F1 -	Forerunner 1
Course Builder:	LOPEZ David	ESP	F2 -	Forerunner 2
Course Setter:	BERGES Carlos	ESP	F3 -	
Start Referee:	TORRES Clara	ESP	F4 -	
Finish Referee:	LOPEZ Laura	ESP		

Number of Competitors: 31, Number of Countries: 13


Start Order	Bib	Fis Code	Name	CTRY Code	YB	Time	Diff
1	11	2531123	NABIULIN Artem	RUS	1996		
2	1	2529307	HENZI Timothe	SUI	1992		
3	12	2529450	PUDOVKIN Mikhail	RUS	1994		
4	15	2530633	HAN Sang-Hyun	KOR	1995		
5	8	2532017	GUIPPONI BARFETY Morgan	FRA	1995		
6	5	2528241	HABRAT Mateusz	POL	1990		
7	6	2530339	SMIRNOV Artem	RUS	1996		
8	4	2528474	CECH Jiri	CZE	1993		
9	3	2529385	MUELLER Timo	SUI	1992		
10	2	2531605	BONNEFOND Tom	FRA	1995		
11	9	2528262	DETRAZ Romain	SUI	1993		
12	32	2532289	GRAF Bernhard	AUT	1988		
13	10	2530399	OMELIN Igor	RUS	1995		
14	7	2531367	ISHIZUKA Takahiro	JPN	1992		
15	13	2529008	PEHERSTORFER Lukas	AUT	1993		
16	14	2531359	HOEN Benoit	FRA	1994		
17	16	2531846	PARK Hyun	KOR	1993		
18	17	2529003	STOLZ Christoph	AUT	1992		
19	18	2529966	LINNINGER Maximilian	AUT	1995		
20	19	2528261	CHELI Theo	SUI	1993		
21	21	2530155	HAYMANS Morgan	USA	1993		
22	22	2526961	NAKONETCHNYI Alexandre	BLR	1987		
23	23	2530885	MAZALEUSKI Siarhei	BLR	1992		
24	24	2530206	GIORGI Nicola	ITA	1994		
25	25	2530780	VANDELDELDE Patrick	BEL	1995		
26	26	2532020	AMIGUES Tanguy	FRA	1995		
27	27	2531651	CONCI Andrea	ITA	1990		
28	29	2527806	LEONARD John	USA	1994		
29	30	2528930	LEEDS Broby	USA	1994		
30	28	2532594	TEDIASHVILI Davit	GEO	1992		
31	33	2532534	POTTER Cody	USA	1993		

NOTE

All competitors are seeded according to FIS or World Cup Rank. Top 16 competitors are randomly drawn.

LEGEND

Diff Difference YB Year of birth

Timing and Results provided by 



Results

Jury			Technical Data		
FIS Technical Delegate:	WADE Matthew	USA	Course Name:	Ski Cross Men	
Referee:	COTTE Stephane	FRA	Start Altitude:	2625m	
Chief of Competition:	BERGES Carlos	ESP	Finish Altitude:	2420m	
FISU Technical Delegate	KOHLI Luc	FRA	Vertical Drop:	205m	
			Course Length:	980m	
			Number of Features:	24	
Officials			Forerunners		
Chief of Course:	LOPEZ David	ESP	F1 -	Forerunner 1	
Course Builder:	LOPEZ David	ESP	F2 -	Forerunner 2	
Course Setter:	BERGES Carlos	ESP	F3 -		
Start Referee:	TORRES Clara	ESP	F4 -		
Finish Referee:	LOPEZ Laura	ESP			

Number of Competitors: 31, Number of Countries: 13

Rank	Bib	Fis Code	Name	CTRY Code	YB	Time	Diff
1	32	2532289	GRAF Bernhard	AUT	1988	47.49	
2	1	2529307	HENZI Timothe	SUI	1992	48.02	0.53
3	10	2530399	OMELIN Igor	RUS	1995	48.04	0.55
4	8	2532017	GUIPPONI BARFETY Morgan	FRA	1995	48.08	0.59
5	2	2531605	BONNEFOND Tom	FRA	1995	48.09	0.60
6	14	2531359	HOEN Benoit	FRA	1994	48.20	0.71
7	3	2529385	MUELLER Timo	SUI	1992	48.23	0.74
8	5	2528241	HABRAT Mateusz	POL	1990	48.25	0.76
9	18	2529966	LINNINGER Maximilian	AUT	1995	48.56	1.07
10	16	2531846	PARK Hyun	KOR	1993	48.85	1.36
11	17	2529003	STOLZ Christoph	AUT	1992	48.97	1.48
12	26	2532020	AMIGUES Tanguy	FRA	1995	48.98	1.49
13	23	2530885	MAZALEUSKI Siarhei	BLR	1992	49.03	1.54
14	12	2529450	PUDOVKIN Mikhail	RUS	1994	49.06	1.57
15	7	2531367	ISHIZUKA Takahiro	JPN	1992	49.29	1.80
16	11	2531123	NABIULIN Artem	RUS	1996	49.34	1.85
17	9	2528262	DETRAZ Romain	SUI	1993	49.47	1.98
18	19	2528261	CHELI Theo	SUI	1993	49.48	1.99
19	24	2530206	GIORGI Nicola	ITA	1994	50.11	2.62
20	28	2532594	TEDIASHVILI Davit	GEO	1992	50.21	2.72
21	4	2528474	CECH Jiri	CZE	1993	50.28	2.79
22	15	2530633	HAN Sang-Hyun	KOR	1995	50.79	3.30
23	21	2530155	HAYMANS Morgan	USA	1993	50.87	3.38
24	25	2530780	VANDEVELDE Patrick	BEL	1995	52.02	4.53
25	27	2531651	CONCI Andrea	ITA	1990	52.10	4.61
26	30	2528930	LEEDS Broby	USA	1994	1:01.11	13.62
27	29	2527806	LEONARD John	USA	1994	1:02.35	14.86
	6	2530339	SMIRNOV Artem	RUS	1996	DNS	
	13	2529008	PEHERSTORFER Lukas	AUT	1993	DNS	
	22	2526961	NAKONETCHNYI Alexandre	BLR	1987	DNS	
	33	2532534	POTTER Cody	USA	1993	DSQ	

NOTE

If two or more competitors have the same time (tied), then the competitor that started later in the race, will win the tie

LEGEND

Diff Difference **DNS** Did Not Start **DSQ** Disqualified **YB** Year of birth

Timing and Results provided by  **TISSOT**



Official Communication

Moguls schedule change

Item: 2

Summary:

Moguls schedule change due to strong wind.

Details:

Training will be closed at 14:45.
Competition will start at 15:00, Women first, one run only.

Issued by: KOHLY Luc, FISU Technical Delegate
Time: 14:30
Date: 5 Feb 2015

This decision affects:

Results	<input type="checkbox"/>
Schedule	<input checked="" type="checkbox"/>
Other	<input type="checkbox"/>



Official Communication

Sierra Nevada - Weather Conditions & Technical Issue

Item: 2

Summary:

Bad weather & technical issues led to the decision that the Freestyle Skiing Slopestyle Qualifications will be postponed until tomorrow (9th Feb).

Details:

Universiade 2015/ Freestyle Skiing Slopestyle
February 8th, 2015

Official Communication:

Due to bad weather & technical issues the Freestyle Skiing Slopestyle Qualification will be postponed until tomorrow (9th Feb).

Official draw has been done and Start lists are available on the INFO system.

The new program for Freestyle Skiing Slopestyle is:

Inspection: 08:00 - 08:15

Training: 08:30 - 09:15

Start time Qualification: 09:30 - 12:00

SEMI-FINALS ARE REMOVED FROM COMPETITION SCHEDULE

FINALS FREESTYLE SKIING SLOPESTYLE (6 Ladies / 12 Men 2 Runs):

Training: 12:15 - 12:45

Start Time Finals: 13:00 - 14:30

Flower Ceremony: 14:45

Issued by: Luc Kohly
Time: 13:59
Date: 8 Feb 2015

This decision affects:

Results	<input type="checkbox"/>
Schedule	<input checked="" type="checkbox"/>
Other	<input type="checkbox"/>



Official Communication

Sierra Nevada - Snow Fall

Item: 3

Summary:

Nighttime snowfall

Details:

Universiade 2015 / Snowboard Cross

February 12th, 2015

Due to the heavy snowfall overnight, today's Freestyle Ski Cross training have been CANCELLED.

Issued by: Luc KOHLY, FISU TD
Time: 13:08
Date: 12 Feb 2015

This decision affects:

Results	<input type="checkbox"/>
Schedule	<input checked="" type="checkbox"/>
Other	<input type="checkbox"/>