



WINTER
UNIVERSIADE
GRANADA 2015



RESULT BOOK
ICE HOCKEY

	Ice Hockey	1
1	Table of Contents	2
2	Medallists by Event	13
3	Medal Standings	16
4	Women	17
4.1	Competition Schedule	18
4.2	Team Roster	19
4.2.1	Team Roster - CAN	19
4.2.2	Team Roster - CHN	20
4.2.3	Team Roster - ESP	21
4.2.4	Team Roster - JPN	22
4.2.5	Team Roster - KAZ	23
4.2.6	Team Roster - RUS	24
4.2.7	Team Roster - USA	25
4.3	Game Official Assignment	27
4.4	Tournament Progress - Preliminary round	29
4.5	Tournament Progress - Playoffs	30
4.6	Game results by Team	31
4.7	Player Statistics by Team	32
4.7.1	Player Statistics by Team - CAN	32
4.7.2	Player Statistics by Team - CHN	33
4.7.3	Player Statistics by Team - ESP	34
4.7.4	Player Statistics by Team - JPN	35
4.7.5	Player Statistics by Team - KAZ	36
4.7.6	Player Statistics by Team - RUS	37
4.7.7	Player Statistics by Team - USA	38
4.8	Team Statistics	39
4.9	Goalkeepers	40
4.10	Scoring Leaders	41
4.11	Goal Scoring Leaders	42
4.12	Assist Leaders	43
4.13	Defencemen Scoring Leaders	44
4.14	Face Off Leaders	45
4.15	Plus-Minus Leaders	46
4.16	Most Penalised Players	47
4.17	Medallists	48
4.18	Finals	49
4.18.1	Women Finals Gold Medal Game #15	49
4.18.1.1	Game Roster	49
4.18.1.2	Line-Ups	50

4.18.1.3	Line-Ups graphical	51
4.18.1.4	Game Summary	52
4.18.1.5	Shot Chart	55
4.18.1.6	Face-off Chart	56
4.18.2	Women Finals Bronze Medal Game #14	59
4.18.2.1	Game Roster	59
4.18.2.2	Line-Ups	60
4.18.2.3	Line-Ups graphical	61
4.18.2.4	Game Summary	62
4.18.2.5	Shot Chart	64
4.18.2.6	Face-off Chart	65
4.19	Classifications 5-7	68
4.19.1	Tournament Progress - Classifications 5-7	68
4.19.2	Women Classifications 5-7 Game #10	69
4.19.2.1	Game Roster	69
4.19.2.2	Line-Ups	70
4.19.2.3	Line-Ups graphical	71
4.19.2.4	Game Summary	72
4.19.2.5	Shot Chart	75
4.19.2.6	Face-off Chart	77
4.19.3	Women Classifications 5-7 Game #13	80
4.19.3.1	Game Roster	80
4.19.3.2	Line-Ups	81
4.19.3.3	Line-Ups graphical	82
4.19.3.4	Game Summary	83
4.19.3.5	Shot Chart	86
4.19.3.6	Face-off Chart	87
4.19.4	Women Classifications 5-7 Game #16	90
4.19.4.1	Game Roster	90
4.19.4.2	Line-Ups	91
4.19.4.3	Line-Ups graphical	92
4.19.4.4	Game Summary	93
4.19.4.5	Shot Chart	96
4.19.4.6	Face-off Chart	97
4.20	Semifinals	100
4.20.1	Women Semifinals Game #11	100
4.20.1.1	Game Roster	100
4.20.1.2	Line-Ups	101
4.20.1.3	Line-Ups graphical	102
4.20.1.4	Game Summary	103

4.20.1.5	Shot Chart	106
4.20.1.6	Face-off Chart	107
4.20.2	Women Semifinals Game #12	110
4.20.2.1	Game Roster	110
4.20.2.2	Line-Ups	111
4.20.2.3	Line-Ups graphical	112
4.20.2.4	Game Summary	113
4.20.2.5	Shot Chart	116
4.20.2.6	Face-off Chart	117
4.21	Preliminary Round - Group A	120
4.21.1	Women Preliminary Round - Group A Game #2	120
4.21.1.1	Game Roster	120
4.21.1.2	Line-Ups	121
4.21.1.3	Line-Ups graphical	122
4.21.1.4	Game Summary	123
4.21.1.5	Shot Chart	126
4.21.1.6	Face-off Chart	127
4.21.2	Women Preliminary Round - Group A Game #3	130
4.21.2.1	Game Roster	130
4.21.2.2	Line-Ups	131
4.21.2.3	Line-Ups graphical	132
4.21.2.4	Game Summary	133
4.21.2.5	Shot Chart	136
4.21.2.6	Face-off Chart	137
4.21.3	Women Preliminary Round - Group A Game #5	139
4.21.3.1	Game Roster	139
4.21.3.2	Line-Ups	140
4.21.3.3	Line-Ups graphical	141
4.21.3.4	Game Summary	142
4.21.3.5	Shot Chart	145
4.21.3.6	Face-off Chart	146
4.21.4	Women Preliminary Round - Group A Game #6	149
4.21.4.1	Game Roster	149
4.21.4.2	Line-Ups	150
4.21.4.3	Line-Ups graphical	151
4.21.4.4	Game Summary	152
4.21.4.5	Shot Chart	155
4.21.4.6	Face-off Chart	156
4.21.5	Women Preliminary Round - Group A Game #8	159
4.21.5.1	Game Roster	159

4.21.5.2	Line-Ups	160
4.21.5.3	Line-Ups graphical	161
4.21.5.4	Game Summary	162
4.21.5.5	Shot Chart	164
4.21.5.6	Face-off Chart	165
4.21.6	Women Preliminary Round - Group A Game #9	168
4.21.6.1	Game Roster	168
4.21.6.2	Line-Ups	169
4.21.6.3	Line-Ups graphical	170
4.21.6.4	Game Summary	171
4.21.6.5	Shot Chart	174
4.21.6.6	Face-off Chart	175
4.22	Preliminary Round - Group B	178
4.22.1	Women Preliminary Round - Group B Game #1	178
4.22.1.1	Game Roster	178
4.22.1.2	Line-Ups	179
4.22.1.3	Line-Ups graphical	180
4.22.1.4	Game Summary	181
4.22.1.5	Shot Chart	184
4.22.1.6	Face-off Chart	185
4.22.2	Women Preliminary Round - Group B Game #4	188
4.22.2.1	Game Roster	188
4.22.2.2	Line-Ups	189
4.22.2.3	Line-Ups graphical	190
4.22.2.4	Game Summary	191
4.22.2.5	Shot Chart	194
4.22.2.6	Face-off Chart	195
4.22.3	Women Preliminary Round - Group B Game #7	198
4.22.3.1	Game Roster	198
4.22.3.2	Line-Ups	199
4.22.3.3	Line-Ups graphical	200
4.22.3.4	Game Summary	201
4.22.3.5	Shot Chart	204
4.22.3.6	Face-off Chart	205
5	Men	208
5.1	Competition Schedule	209
5.2	Team Roster	210
5.2.1	Team Roster - CAN	210
5.2.2	Team Roster - CHN	211
5.2.3	Team Roster - CZE	212

5.2.4	Team Roster - ESP	213
5.2.5	Team Roster - JPN	214
5.2.6	Team Roster - KAZ	215
5.2.7	Team Roster - KOR	216
5.2.8	Team Roster - RUS	217
5.2.9	Team Roster - SVK	218
5.2.10	Team Roster - SWE	219
5.2.11	Team Roster - USA	220
5.3	Game Official Assignment	222
5.4	Tournament Progress - Preliminary round	226
5.5	Tournament Progress - Play-offs	227
5.6	Game results by Team	229
5.7	Player Statistics by Team	231
5.7.1	Player Statistics by Team - CAN	231
5.7.2	Player Statistics by Team - CHN	232
5.7.3	Player Statistics by Team - CZE	233
5.7.4	Player Statistics by Team - ESP	234
5.7.5	Player Statistics by Team - JPN	235
5.7.6	Player Statistics by Team - KAZ	236
5.7.7	Player Statistics by Team - KOR	237
5.7.8	Player Statistics by Team - RUS	238
5.7.9	Player Statistics by Team - SVK	239
5.7.10	Player Statistics by Team - SWE	240
5.7.11	Player Statistics by Team - USA	241
5.8	Team Statistics	242
5.9	Goalkeepers	243
5.10	Scoring Leaders	244
5.11	Goal Scoring Leaders	245
5.12	Assist Leaders	246
5.13	Defencemen Scoring Leaders	247
5.14	Face Off Leaders	248
5.15	Plus-Minus Leaders	249
5.16	Most Penalised Players	250
5.17	Medallists	252
5.18	Finals	253
5.18.1	Men Finals Gold Medal Game #33	253
5.18.1.1	Game Roster	253
5.18.1.2	Line-Ups	254
5.18.1.3	Line-Ups graphical	255
5.18.1.4	Game Summary	256

5.18.1.5	Shot Chart	258
5.18.1.6	Face-off Chart	259
5.18.2	Men Finals Bronze Medal Game #32	261
5.18.2.1	Game Roster	261
5.18.2.2	Line-Ups	262
5.18.2.3	Line-Ups graphical	263
5.18.2.4	Game Summary	264
5.18.2.5	Shot Chart	267
5.18.2.6	Face-off Chart	268
5.18.3	Men Finals Classifications 5-6, Game #30	270
5.18.3.1	Game Roster	270
5.18.3.2	Line-Ups	271
5.18.3.3	Line-Ups graphical	272
5.18.3.4	Game Summary	273
5.18.3.5	Shot Chart	276
5.18.3.6	Face-off Chart	277
5.18.4	Men Finals Classifications 7-8, Game #28	280
5.18.4.1	Game Roster	280
5.18.4.2	Line-Ups	281
5.18.4.3	Line-Ups graphical	282
5.18.4.4	Game Summary	283
5.18.4.5	Shot Chart	286
5.18.4.6	Face-off Chart	287
5.19	Semifinals	290
5.19.1	Men Semifinals Classifications 5-8, Game #24	290
5.19.1.1	Game Roster	290
5.19.1.2	Line-Ups	291
5.19.1.3	Line-Ups graphical	292
5.19.1.4	Game Summary	293
5.19.1.5	Shot Chart	296
5.19.1.6	Face-off Chart	298
5.19.2	Men Semifinals Classifications 5-8, Game #25	301
5.19.2.1	Game Roster	301
5.19.2.2	Line-Ups	302
5.19.2.3	Line-Ups graphical	303
5.19.2.4	Game Summary	304
5.19.2.5	Shot Chart	307
5.19.2.6	Face-off Chart	308
5.19.3	Men Semifinals Game #27	311
5.19.3.1	Game Roster	311

5.19.3.2	Line-Ups	312
5.19.3.3	Line-Ups graphical	313
5.19.3.4	Game Summary	314
5.19.3.5	Shot Chart	317
5.19.3.6	Face-off Chart	319
5.19.4	Men Semifinals Game #29	322
5.19.4.1	Game Roster	322
5.19.4.2	Line-Ups	323
5.19.4.3	Line-Ups graphical	324
5.19.4.4	Game Summary	325
5.19.4.5	Shot Chart	327
5.19.4.6	Face-off Chart	328
5.20	Quarterfinals	331
5.20.1	Men Quarterfinals Game #19	331
5.20.1.1	Game Roster	331
5.20.1.2	Line-Ups	332
5.20.1.3	Line-Ups graphical	333
5.20.1.4	Game Summary	334
5.20.1.5	Shot Chart	337
5.20.1.6	Face-off Chart	338
5.20.2	Men Quarterfinals Game #20	341
5.20.2.1	Game Roster	341
5.20.2.2	Line-Ups	342
5.20.2.3	Line-Ups graphical	343
5.20.2.4	Game Summary	344
5.20.2.5	Shot Chart	347
5.20.2.6	Face-off Chart	348
5.20.3	Men Quarterfinals Game #21	351
5.20.3.1	Game Roster	351
5.20.3.2	Line-Ups	352
5.20.3.3	Line-Ups graphical	353
5.20.3.4	Game Summary	354
5.20.3.5	Shot Chart	357
5.20.3.6	Face-off Chart	358
5.20.4	Men Quarterfinals Game #22	361
5.20.4.1	Game Roster	361
5.20.4.2	Line-Ups	362
5.20.4.3	Line-Ups graphical	363
5.20.4.4	Game Summary	364
5.20.4.5	Shot Chart	367

5.20.4.6	Face-off Chart	368
5.21	Classifications 9-11	371
5.21.1	Tournament Progress - Classifications 9-11	371
5.21.2	Men Classifications 9-11 Game #23	372
5.21.2.1	Game Roster	372
5.21.2.2	Line-Ups	373
5.21.2.3	Line-Ups graphical	374
5.21.2.4	Game Summary	375
5.21.2.5	Shot Chart	378
5.21.2.6	Face-off Chart	379
5.21.3	Men Classifications 9-11 Game #26	382
5.21.3.1	Game Roster	382
5.21.3.2	Line-Ups	383
5.21.3.3	Line-Ups graphical	384
5.21.3.4	Game Summary	385
5.21.3.5	Shot Chart	388
5.21.3.6	Face-off Chart	389
5.21.4	Men Classifications 9-11 Game #31	392
5.21.4.1	Game Roster	392
5.21.4.2	Line-Ups	393
5.21.4.3	Line-Ups graphical	394
5.21.4.4	Game Summary	395
5.21.4.5	Shot Chart	398
5.21.4.6	Face-off Chart	399
5.22	Qualifications	402
5.22.1	Men Qualifications Game #16	402
5.22.1.1	Game Roster	402
5.22.1.2	Line-Ups	403
5.22.1.3	Line-Ups graphical	404
5.22.1.4	Game Summary	405
5.22.1.5	Shot Chart	408
5.22.1.6	Face-off Chart	409
5.22.2	Men Qualifications Game #18	412
5.22.2.1	Game Roster	412
5.22.2.2	Line-Ups	413
5.22.2.3	Line-Ups graphical	414
5.22.2.4	Game Summary	415
5.22.2.5	Shot Chart	418
5.22.2.6	Face-off Chart	419
5.22.3	Men Qualifications Game #17	422

5.22.3.1	Game Roster	422
5.22.3.2	Line-Ups	423
5.22.3.3	Line-Ups graphical	424
5.22.3.4	Game Summary	425
5.22.3.5	Shot Chart	427
5.22.3.6	Face-off Chart	428
5.23	Preliminary Round - Group A	430
5.23.1	Men Preliminary Round - Group A Game #4	430
5.23.1.1	Game Roster	430
5.23.1.2	Line-Ups	431
5.23.1.3	Line-Ups graphical	432
5.23.1.4	Game Summary	433
5.23.1.5	Shot Chart	436
5.23.1.6	Face-off Chart	437
5.23.2	Men Preliminary Round - Group A Game #5	440
5.23.2.1	Game Roster	440
5.23.2.2	Line-Ups	441
5.23.2.3	Line-Ups graphical	442
5.23.2.4	Game Summary	443
5.23.2.5	Shot Chart	446
5.23.2.6	Face-off Chart	447
5.23.3	Men Preliminary Round - Group A Game #9	450
5.23.3.1	Game Roster	450
5.23.3.2	Line-Ups	451
5.23.3.3	Line-Ups graphical	452
5.23.3.4	Game Summary	453
5.23.3.5	Shot Chart	456
5.23.3.6	Face-off Chart	457
5.23.4	Men Preliminary Round - Group A Game #10	460
5.23.4.1	Game Roster	460
5.23.4.2	Line-Ups	461
5.23.4.3	Line-Ups graphical	462
5.23.4.4	Game Summary	463
5.23.4.5	Shot Chart	466
5.23.4.6	Face-off Chart	467
5.23.5	Men Preliminary Round - Group A Game #14	470
5.23.5.1	Game Roster	470
5.23.5.2	Line-Ups	471
5.23.5.3	Line-Ups graphical	472
5.23.5.4	Game Summary	473



5.23.5.5	Shot Chart	476
5.23.5.6	Face-off Chart	477
5.23.6	Men Preliminary Round - Group A Game #15	480
5.23.6.1	Game Roster	480
5.23.6.2	Line-Ups	481
5.23.6.3	Line-Ups graphical	482
5.23.6.4	Game Summary	483
5.23.6.5	Shot Chart	486
5.23.6.6	Face-off Chart	487
5.24	Preliminary Round - Group B	490
5.24.1	Men Preliminary Round - Group B Game #2	490
5.24.1.1	Game Roster	490
5.24.1.2	Line-Ups	491
5.24.1.3	Line-Ups graphical	492
5.24.1.4	Game Summary	493
5.24.1.5	Shot Chart	496
5.24.1.6	Face-off Chart	497
5.24.2	Men Preliminary Round - Group B Game #3	500
5.24.2.1	Game Roster	500
5.24.2.2	Line-Ups	501
5.24.2.3	Line-Ups graphical	502
5.24.2.4	Game Summary	503
5.24.2.5	Shot Chart	506
5.24.2.6	Face-off Chart	507
5.24.3	Men Preliminary Round - Group B Game #6	510
5.24.3.1	Game Roster	510
5.24.3.2	Line-Ups	511
5.24.3.3	Line-Ups graphical	512
5.24.3.4	Game Summary	513
5.24.3.5	Shot Chart	516
5.24.3.6	Face-off Chart	517
5.24.4	Men Preliminary Round - Group B Game #7	520
5.24.4.1	Game Roster	520
5.24.4.2	Line-Ups	521
5.24.4.3	Line-Ups graphical	522
5.24.4.4	Game Summary	523
5.24.4.5	Shot Chart	526
5.24.4.6	Face-off Chart	527
5.24.5	Men Preliminary Round - Group B Game #11	530
5.24.5.1	Game Roster	530

5.24.5.2	Line-Ups	531
5.24.5.3	Line-Ups graphical	532
5.24.5.4	Game Summary	533
5.24.5.5	Shot Chart	536
5.24.5.6	Face-off Chart	538
5.24.6	Men Preliminary Round - Group B Game #12	541
5.24.6.1	Game Roster	541
5.24.6.2	Line-Ups	542
5.24.6.3	Line-Ups graphical	543
5.24.6.4	Game Summary	544
5.24.6.5	Shot Chart	547
5.24.6.6	Face-off Chart	548
5.25	Preliminary Round - Group C	551
5.25.1	Men Preliminary Round - Group C Game #1	551
5.25.1.1	Game Roster	551
5.25.1.2	Line-Ups	552
5.25.1.3	Line-Ups graphical	553
5.25.1.4	Game Summary	554
5.25.1.5	Shot Chart	557
5.25.1.6	Face-off Chart	558
5.25.2	Men Preliminary Round - Group C Game #8	561
5.25.2.1	Game Roster	561
5.25.2.2	Line-Ups	562
5.25.2.3	Line-Ups graphical	563
5.25.2.4	Game Summary	564
5.25.2.5	Shot Chart	567
5.25.2.6	Face-off Chart	568
5.25.3	Men Preliminary Round - Group C Game #13	571
5.25.3.1	Game Roster	571
5.25.3.2	Line-Ups	572
5.25.3.3	Line-Ups graphical	573
5.25.3.4	Game Summary	574
5.25.3.5	Shot Chart	577
5.25.3.6	Face-off Chart	579



Medallists by Event

As of SAT 14 FEB 2015 at 18:11

Event Name	Date	Medal	Name	NOC Code
Women	THU 12 FEB	GOLD	ANANINA Ekaterina BATALOVA Mariia BELYAKOVA Liudmila BULATOVA Diana DERGACHEVA Elena DYUPINA Evgenia GAVRILOVA Iya GONCHARENKO Angelina KIRILENKO Maria LEBEDEVA Ekaterina LESKINA Yulia MITROFANOVA Elina MOROZOVA Nadezda NIKOLAEVA Ekaterina PAVLOVA Valeriia PECHNIKOVA Mariia SHCHUKINA Ann SHOKHINA Anna SILINA Elena SOSINA Olga VAFINA Alexandra VORONTCOVA Natalia	RUS
		SILVER	BARKER Ariane BROOKER Laura CASORSO Sarah FICKEL Jessica FLINTON Julia FOURACRES Brittney GOSLING Katelyn HOUSTON Tess KAMPJES Jessica KESTERIS Nicole LANCELEVE Breanna LITCHFIELD-MEDD Maggie MACKNIGHT Jenny MANTHA Elizabeth McHAFFIE Morgan NORMORE Alexa ODDY Daley POLCI Bree ROUSSEAU-SIROIS Elodie VISSER Keirstin	CAN



Event Name	Date	Medal	Name	NOC Code
		BRONZE	FUJIMOTO Moeko FUJIMOTO Nachi FUJIMOTO Nana HORI Mika IWASAKI Mayu KOIKE Shiori KOMURA Yuuri MORII Mai MORITAKE Runa NOTOYA Yui OHASHI Asami OSAWA Chiho OTA Yukina SAKAMOTO Rio SUGISAWA Nene SUZUKI Sena TOKO Ayaka TOUMA Miyou YONEYAMA Haruna YOSHIDA Amika YOSHIDA Miyuka YUYAMA Seika	JPN
Men	SAT 14 FEB	GOLD	AKISHIN Dmitrii ALESHIN Egor BARBASHEV Sergey BELOV Sergey BOLSHAKOV Alexander CHEREPANOV Nikita EVDOKIMOV Gleb FEDOROV Artem GIMATOV Eduard GORDEEV Artem KLIMCHUK Mikhail KRIVCHENKO Egor LEBEDEV Alexander LEE Oleg MASLOV Kirill PETRAKOV Ivan RAFIKOV Rushan SHINGAREEV Timur SOLOVYEV Evgeny TORCHENYUK Alexander VASILYEV Valerii VIKSNA Evgeny	RUS



Event Name	Date	Medal	Name	NOC Code
		SILVER	AKHMETOV Daniyar ANTSIFEROV Alexey BELGIBAYEV Nursultan FEDOSSENKO Vyacheslav GOROZHANINOV Ilya GREBENCHSHIKOV Vladimir GRYAZNOV Maxim GULYAKOV Ilya ISHMAMETYEV Alexey IVASHIN Viktor KACHULIN Mikhail KENBAYEV Daulet KOVZALOV Ilya KUDRYAVTSEV Sergey KURSHUK Alexandr MAZULA Eduard NESTEROV German POPOVICH Yulian SAFIN Renat SMOLNIKOV Mikhail VOLOGODSKIY Alexandr YELAKOV Vladislav ZYATKOV Pavel	KAZ
		BRONZE	CARTIER Cody Jessie COLLINS Christopher James CRAIGE Jesse Wade CURRAN Kodie James DELAHEY Matthew Kenneth DEPAPE Jordan Matthew Orr FIDDLER Tyler Wayne FLETTE Dalyn Ross FOSTER Taylor Joseph FOWLIE Cody Joseph Allan HICKMOTT Jordan Lindsay HOLFELD Ryan Michael KING Kevin Jarrett KOPER Levko Steven John LAZARUK Kristopher Robert MANNING Neil Alton MAXWELL Stanley Mitchell McCALLUM Craig McFAULL Kendall PAULSEN Luke Eric PEARCE Elgin James Milton REDDICK Kruse Allan ROWLEY Jordan Thomas	CAN




Medal Standings

As of SAT 14 FEB 2015 at 18:12

Rank	NOC	Men				Women				Total				Rank by Total
		G	S	B	Tot	G	S	B	Tot	G	S	B	Tot	
1	RUS - Russian Federation	1			1	1			1	2			2	=1
2	CAN - Canada			1	1		1		1		1	1	2	=1
3	KAZ - Kazakhstan		1		1						1		1	=3
4	JPN - Japan							1	1			1	1	=3
Total:		1	1	1	3	1	1	1	3	2	2	2	6	

LEGEND

= Equal sign indicates that two or more NOCs share the same rank by total **B** Bronze **G** Gold **S** Silver **Tot** Total

Timing and Results provided by  **TISSOT**



WINTER
UNIVERSIADE
GRANADA 2015



RESULT BOOK
ICE HOCKEY

Women



Competition Schedule

REVISED
12 FEB 20:24

As of THU 12 FEB 2015

Date	Start Time	Game	Location
WED 4 FEB	20:30	Preliminary Round - Group B, Game 1 CAN vs KAZ	Mulhacen Pavilion
THU 5 FEB	17:00	Preliminary Round - Group A, Game 2 USA vs CHN	Mulhacen Pavilion
	20:30	Preliminary Round - Group A, Game 3 JPN vs ESP	Mulhacen Pavilion
FRI 6 FEB	20:30	Preliminary Round - Group B, Game 4 RUS vs KAZ	Mulhacen Pavilion
SAT 7 FEB	17:00	Preliminary Round - Group A, Game 5 USA vs JPN	Mulhacen Pavilion
	20:30	Preliminary Round - Group A, Game 6 ESP vs CHN	Mulhacen Pavilion
SUN 8 FEB	20:30	Preliminary Round - Group B, Game 7 CAN vs RUS	Mulhacen Pavilion
MON 9 FEB	17:00	Preliminary Round - Group A, Game 8 CHN vs JPN	Mulhacen Pavilion
	20:30	Preliminary Round - Group A, Game 9 ESP vs USA	Mulhacen Pavilion
TUE 10 FEB	20:30	Classifications (5-7), Game 10 KAZ vs USA	Mulhacen Pavilion
WED 11 FEB	13:30	Semifinals, Game 11 JPN vs CAN	Mulhacen Pavilion
	17:00	Semifinals, Game 12 RUS vs CHN	Mulhacen Pavilion
THU 12 FEB	13:30	Classifications (5-7), Game 13 ESP vs KAZ	Mulhacen Pavilion
	17:00	Bronze Medal Game - Game 14 JPN vs CHN	Granada Sport Palace
	20:30	Gold Medal Game - Game 15 RUS vs CAN	Granada Sport Palace
FRI 13 FEB	13:30	Classifications (5-7), Game 16 USA vs ESP	Mulhacen Pavilion

Swapped Home and Away Team for Gold Medal Game

Timing and Results provided by **TISSOT**



Team Roster

As of TUE 3 FEB 2015

Initial Registration 3 FEB 2015*

CAN - Canada

No	Name	Pos	Shoots/ Catches	Height m / ft in	Weight kg / lbs	Date of Birth	Club	Registration*
1	ROUSSEAU-SIROIS Elodie	GK	L	1.78 / 5'10"	70 / 154	4 APR 1991	Universite de Montreal	
2	POLCI Bree	F	R	1.60 / 5'3"	65 / 143	19 AUG 1991	University of Windsor	
6	FICKEL Jessica	F	R	1.67 / 5'6"	59 / 130	7 MAY 1992	Brock University	
7	NORMORE Alexa	F	L	1.71 / 5'7"	60 / 132	6 OCT 1992	St. Francis Xavier University	
8	HOUSTON Tess	F	R	1.58 / 5'2"	61 / 134	16 JUN 1993	University of Alberta	
10	CASORSO Sarah	D	L	1.67 / 5'6"	62 / 137	22 MAR 1992	University of British Columbia	
11	GOSLING Katelyn	D	L	1.63 / 5'4"	65 / 143	10 MAY 1993	Western Ontario University	
12	LITCHFIELD-MEDD Maggie	F	L	1.70 / 5'7"	68 / 150	5 OCT 1992	University of Manitoba	
13	FLINTON Julia	D	R	1.70 / 5'7"	68 / 150	8 APR 1993	University of Saskatchewan	
14	FOURACRES Brittney	D	R	1.58 / 5'2"	62 / 137	22 MAR 1993	McGill University	
17	VISSER Keirstin	D	L	1.72 / 5'8"	68 / 150	14 FEB 1991	University of Prince Edwards Island	
19	BROOKER Laura	F	L	1.65 / 5'5"	66 / 146	9 DEC 1991	Wilfrid Laurier University	
20	LANCELEVE Breanna	F	L	1.70 / 5'7"	72 / 159	4 SEP 1995	Saint Mary's University	
21	McHAFFIE Morgan	F	L	1.67 / 5'6"	70 / 154	2 FEB 1990	Queen's University	
22	BARKER Ariane	F	R	1.68 / 5'6"	70 / 154	16 JUL 1992	Universite de Montreal	
23	MANTHA Elizabeth	D	R	1.75 / 5'9"	81 / 179	3 AUG 1990	Universite de Montreal	
25	MACKNIGHT Jenny	F	L	1.60 / 5'3"	57 / 126	3 SEP 1992	University of Windsor	
27	ODDY Daley	F	R	1.73 / 5'8"	68 / 150	25 JAN 1995	St. Francis Xavier University	
29	KAMPJES Jessica	F	L	1.70 / 5'7"	65 / 143	29 AUG 1994	University of Alberta	
30	KESTERIS Nicole	GK	L	1.73 / 5'8"	57 / 126	29 MAR 1992	University of Toronto	

Total: 18 players and 2 goalkeepers

Team Officials:

Function	Name	Citizenship	Date of Birth
Head Coach:	REMPEL Jon	CAN	11 SEP 1971
Assistant Coach:	DONALDSON Bruce	CAN	14 OCT 1961
Assistant Coach:	HUNTER Jim	CAN	6 MAR 1964
Team Leader:	GRAHAM Kelsie	CAN	3 MAR 1987
Equipment Manager:	HUYNH Jean	CAN	24 JUN 1993
Physiotherapist:	SMITH Nadine	CAN	26 SEP 1973

Facts and Figures:

Average age:	22
Average height:	1.68 / 5'6"
Average weight:	66 / 146

NOTE

* Registration date of single players is only shown when different from Initial Registration date

LEGEND

D Defence	F Forward	GK Goalkeeper	L Shoots or catches Left
No Jersey number	Pos Position	R Shoots or catches Right	

Timing and Results provided by **TISSOT**



Team Roster

As of TUE 3 FEB 2015

Initial Registration 3 FEB 2015*

CHN - China P.R.

No	Name	Pos	Shoots/ Catches	Height m / ft in	Weight kg / lbs	Date of Birth	Club	Registration*
1	LIU Yuchan	GK	L	1.65 / 5'5"	55 / 121	2 APR 1996	Harbin	
2	FANG Xin	F	L	1.70 / 5'7"	56 / 123	10 MAY 1994	Harbin	
4	ZHANG Chi	F	L	1.60 / 5'3"	60 / 132	5 MAY 1997	Qiqihar	
5	GUAN Yingying	F	R	1.65 / 5'5"	63 / 139	13 SEP 1995	Qiqihar	
6	LIU Zhixin	D	L	1.78 / 5'10"	75 / 165	25 APR 1993	Qiqihar	
7	ZHANG Mengying	F	L	1.70 / 5'7"	68 / 150	22 DEC 1993	Qiqihar	
8	DENG Di	D	R	1.62 / 5'4"	60 / 132	17 OCT 1996	Qiqihar	
9	XIAO Jinqiu	D	L	1.69 / 5'7"	62 / 137	30 AUG 1995	Harbin	
10	HE Xin	F	L	1.68 / 5'6"	51 / 112	24 JUL 1996	Harbin	
11	ZHAO Qinan	D	L	1.70 / 5'7"	60 / 132	29 AUG 1997	Harbin	
12	LU Shuang	F	R	1.64 / 5'5"	55 / 121	4 JUL 1996	Qiqihar	
13	DU Jiayao	F	L	1.66 / 5'5"	72 / 159	16 JUL 1996	Harbin	
14	FU Kexin	F	R	1.64 / 5'5"	57 / 126	15 JUL 1997	Harbin	
15	KONG Minghui	F	R	1.66 / 5'5"	57 / 126	21 APR 1992	Harbin	
16	LYU Yue	F	R	1.69 / 5'7"	64 / 141	30 MAY 1995	Harbin	
17	LIU Siyang	D	R	1.67 / 5'6"	57 / 126	21 DEC 1995	Qiqihar	
18	WEN Lu	D	L	1.60 / 5'3"	58 / 128	21 APR 1994	Harbin	
19	WANG Yuqing	GK	L	1.69 / 5'7"	53 / 117	6 MAY 1994	Harbin	
20	YANG Jiaqi	GK	L	1.65 / 5'5"	64 / 141	17 AUG 1995	Qiqihar	
21	WANG Lu	D	L	1.65 / 5'5"	65 / 143	24 JUL 1996	Harbin	
22	JU Jingwen	F	L	1.60 / 5'3"	51 / 112	22 MAR 1995	Harbin	

Total: 18 players and 3 goalkeepers

Team Officials:

Function	Name	Citizenship	Date of Birth
Head Coach:	WANG Fuquan	CHN	20 JUL 1957
Assistant Coach:	LIU Jiaqi	CHN	27 MAR 1980
Assistant Coach:	ZHANG Zhinan	CHN	12 AUG 1963
Assistant Coach:	LIU Chunhua	CHN	6 MAY 1974
Team Leader:	XIAO Hong	CHN	3 AUG 1962
Team Doctor:	QI Xin	CHN	1 DEC 1977
Team Staff:	WU Yimeng	CHN	7 JUN 1989

Facts and Figures:

Average age:	19
Average height:	1.66 / 5'5"
Average weight:	60 / 132

NOTE

* Registration date of single players is only shown when different from Initial Registration date

LEGEND

D Defence	F Forward	GK Goalkeeper	L Shoots or catches Left
No Jersey number	Pos Position	R Shoots or catches Right	

Timing and Results provided by **TISSOT**



Team Roster

As of TUE 3 FEB 2015

Initial Registration 3 FEB 2015*

ESP - Spain

No	Name	Pos	Shoots/ Catches	Height m / ft in	Weight kg / lbs	Date of Birth	Club	Registration*
1	ALVARADO Carlota	GK	L	1.65 / 5'5"	56 / 123	28 JUL 1991	FC Barcelona	
2	GARCIA-LORENZANA Isabel	D	R	1.63 / 5'4"	56 / 123	31 JUL 1994	SAD Majadahonda	
3	FABO Mireya	D	R	1.61 / 5'3"	52 / 115	12 OCT 1990	CH Jaca	
4	SAINZ Luna	D	L	1.61 / 5'3"	53 / 117	24 AUG 1994	SAD Majadahonda	
5	ORTIZ Gemma	D	L	1.64 / 5'5"	60 / 132	25 AUG 1992	Silken Tucans Asme	
6	GARCIA Patricia	F	L	1.60 / 5'3"	55 / 121	26 FEB 1992	SAD Majadahonda	
7	REBOLLEDO Laura	F	R	1.73 / 5'8"	63 / 139	21 JUN 1993	SAD Majadahonda	
8	ESTIRADO Patricia	F	L	1.60 / 5'3"	48 / 106	16 JAN 1993	SAD Majadahonda	
10	de la POMPA Claudia	F	R	1.60 / 5'3"	65 / 143	9 MAY 1991	SAD Majadahonda	
11	CASTILLEJO Ana	D	R	1.60 / 5'3"	50 / 110	7 JUL 1992	Silken Tucans Asme	
12	ALVAREZ Raquel	D	R	1.68 / 5'6"	63 / 139	12 NOV 1993	SAD Majadahonda	
13	RAVENTOS Jana	D	R	1.67 / 5'6"	55 / 121	13 AUG 1996	CE BCN Tsunamis	
14	ABRISQUETA Leticia	D	R	1.72 / 5'8"	76 / 168	8 DEC 1990	Sumendi Vitoria-Gasteiz	
15	SENAC Irene	F	L	1.60 / 5'3"	54 / 119	13 FEB 1994	Milenio Logrono	
16	ALMENDRO Ines	D	R	1.65 / 5'5"	66 / 146	22 APR 1996	SAD Majadahonda	
18	ABRISQUETA Vanesa	D	L	1.65 / 5'5"	75 / 165	8 DEC 1990	Sumendi Vitoria-Gasteiz	
20	TEDONE Oihane	GK	L	1.60 / 5'3"	57 / 126	22 FEB 1994	Kazkabarra	
21	RIVERA Carmen	D	R	1.61 / 5'3"	68 / 150	21 MAY 1995	Steel Acorns Valdemoro	
22	GRANDE Tamara	D	L	1.65 / 5'5"	62 / 137	22 DEC 1994	Silken Tucans Asme	
23	CALERO Alba	F	R	1.69 / 5'7"	76 / 168	18 JUL 1990	SAD Majadahonda	
24	ALVAREZ Elena	D	L	1.68 / 5'6"	70 / 154	6 DEC 1996	SAD Majadahonda	

Total: 19 players and 2 goalkeepers

Team Officials:

Function	Name	Citizenship	Date of Birth
Head Coach:	GORDOVIL BARTOLL Carlos	ESP	10 JAN 1961
Assistant Coach:	VAZQUEZ NUEDA Oscar	ESP	6 MAY 1990
Team Leader:	KORTABITARTE ETXEBERRIA Inigo	ESP	3 AUG 1959
Equipment Manager:	LIEBANA Raul	ESP	15 MAY 1977
Physiotherapist:	RUANO Susana	ESP	

Facts and Figures:

Average age:	21
Average height:	1.64 / 5'5"
Average weight:	61 / 134

NOTE

* Registration date of single players is only shown when different from Initial Registration date

LEGEND

D Defence	F Forward	GK Goalkeeper	L Shoots or catches Left
No Jersey number	Pos Position	R Shoots or catches Right	

Timing and Results provided by **TISSOT**



Team Roster

As of WED 4 FEB 2015

Initial Registration 3 FEB 2015*

JPN - Japan

No	Name	Pos	Shoots/ Catches	Height m / ft in	Weight kg / lbs	Date of Birth	Club	Registration*
1	FUJIMOTO Nana	GK	L	1.63 / 5'4"	54 / 119	3 MAR 1989	Vortex Sapporo	
2	KOIKE Shiori	D	L	1.59 / 5'3"	52 / 115	21 MAR 1993	Mitsuboshi Daito Peregrine	
3	FUJIMOTO Nachi	D	R	1.59 / 5'3"	59 / 130	7 MAY 1991	Vortex Sapporo	
4	TOKO Ayaka	D	R	1.61 / 5'3"	58 / 128	22 AUG 1994	SEIBU Princess Rabbits	
5	YOSHIDA Miyuka	D	R	1.63 / 5'4"	63 / 139	5 AUG 1993	Queen Bears	
6	SUZUKI Sena	D	L	1.67 / 5'6"	58 / 128	4 AUG 1991	SEIBU Princess Rabbits	
7	HORI Mika	D	R	1.63 / 5'4"	53 / 117	17 FEB 1992	Toyota Cygnus	
10	YONEYAMA Haruna	F	L	1.60 / 5'3"	55 / 121	7 NOV 1991	Mitsuboshi Daito Peregrine	
11	MORII Mai	F	R	1.55 / 5'1"	55 / 121	28 DEC 1993	SEIBU Princess Rabbits	
12	OSAWA Chiho	F	R	1.62 / 5'4"	64 / 141	10 FEB 1992	Mitsuboshi Daito Peregrine	
13	FUJIMOTO Moeko	F	L	1.55 / 5'1"	53 / 117	5 AUG 1992	Espoo Blues	
14	YUYAMA Seika	F	R	1.56 / 5'1"	54 / 119	7 MAR 1994	SEIBU Princess Rabbits	
15	TOUMA Miyou	F	L	1.55 / 5'1"	50 / 110	9 FEB 1993	Queen Bears	
16	NOTOYA Yui	F	L	1.58 / 5'2"	54 / 119	17 OCT 1993	SEIBU Princess Rabbits	
17	OTA Yukina	F	L	1.49 / 4'11"	45 / 99	13 FEB 1992	FTS Mikage Gretz	
18	MORITAKE Runa	F	L	1.59 / 5'3"	51 / 112	9 MAR 1993	Toyota Cygnus	
19	OHASHI Asami	F	L	1.51 / 4'11"	50 / 110	4 DEC 1991	SEIBU Princess Rabbits	
20	KOMURA Yuuri	GK	L	1.56 / 5'1"	52 / 115	30 JAN 1992	Toyota Cygnus	
21	IWASAKI Mayu	F	R	1.60 / 5'3"	62 / 137	2 JUL 1993	Vortex Sapporo	
22	SUGISAWA Nene	F	L	1.63 / 5'4"	53 / 117	17 AUG 1994	Mitsuboshi Daito Peregrine	
23	SAKAMOTO Rio	F	L	1.58 / 5'2"	58 / 128	2 SEP 1991	Toyota Cygnus	
25	YOSHIDA Amika	GK	L	1.64 / 5'5"	65 / 143	20 APR 1995	SEIBU Princess Rabbits	

Total: 19 players and 3 goalkeepers

Team Officials:

Function	Name	Citizenship	Date of Birth
Head Coach:	KASAHARA Yujiro	JPN	9 FEB 1984
Assistant Coach:	OHTANI Yoko	JPN	2 AUG 1980
Team Doctor:	ITO Hideyoshi	JPN	1 JUN 1989

Facts and Figures:

Average age:	22
Average height:	1.59 / 5'3"
Average weight:	55 / 121

NOTE

* Registration date of single players is only shown when different from Initial Registration date

LEGEND

D Defence	F Forward	GK Goalkeeper	L Shoots or catches Left
No Jersey number	Pos Position	R Shoots or catches Right	

Timing and Results provided by **TISSOT**



Team Roster

As of TUE 3 FEB 2015

Initial Registration 3 FEB 2015*

KAZ - Kazakhstan

No	Name	Pos	Shoots/ Catches	Height m / ft in	Weight kg / lbs	Date of Birth	Club	Registration*
1	RAUSHANOVA Aizhan	GK	L	1.64 / 5'5"	79 / 174	16 JAN 1988	Aisulu Almaty	
2	MOLDABAY Dariya	D	L	1.67 / 5'6"	65 / 143	23 JAN 1993	Aisulu Almaty	
3	TURSYNOVA Madina	F	L	1.67 / 5'6"	70 / 154	13 NOV 1996	Aisulu Almaty	
4	ASHIMOVA Pernesh	F	L	1.59 / 5'3"	57 / 126	29 JUL 1996	Aisulu Almaty	
6	KHAMIMULDINOVA Azhar	D	L	1.68 / 5'6"	60 / 132	18 NOV 1993	Tomiris	
7	KUZNETSOVA Sofia	D	L	1.64 / 5'5"	60 / 132	23 SEP 1996	Aisulu Almaty	
8	FUX Alena	F	L	1.59 / 5'3"	61 / 134	1 MAY 1987	Aisulu Almaty	
9	FILIMONOVA Nadezhda	F	L	1.54 / 5'1"	56 / 123	11 FEB 1997	Aisulu Almaty	
10	SHEGEBAYEVA Aray	F	L	1.57 / 5'2"	51 / 112	27 DEC 1991	Aisulu Almaty	
11	TUKHTIYEVA Zarina	F	L	1.69 / 5'7"	65 / 143	18 JUN 1987	Aisulu Almaty	
12	RYSPEK Meruyert	F	R	1.65 / 5'5"	57 / 126	5 FEB 1994	Aisulu Almaty	
13	LIKHAUS Tatyana	F	L	1.58 / 5'2"	56 / 123	13 JUL 1997	Aisulu Almaty	
14	KALIULLA Aiya	F	L	1.74 / 5'9"	58 / 128	14 JUN 1997	Aisulu Almaty	
15	NURGALIYEVA Galiya	D	L	1.69 / 5'7"	61 / 134	27 JAN 1992	Aisulu Almaty	
16	RAMAZANOVA Elvira	F	L	1.67 / 5'6"	69 / 152	25 JAN 1997	Tomiris	
17	URPEKBAYEVA Saltanat	F	L	1.65 / 5'5"	62 / 137	23 JAN 1994	Aisulu Almaty	
18	MYNGZHASSAROVA Lazzat	D	L	1.68 / 5'6"	64 / 141	11 AUG 1995	Aisulu Almaty	
19	FELZINK Karina	F	L	1.62 / 5'4"	60 / 132	16 JAN 1996	Aisulu Almaty	
20	MOZHAYEVA Tatyana	GK	L	1.65 / 5'5"	49 / 108	28 AUG 1996	Aisulu Almaty	
21	TULEUBAYEVA Assem	D	L	1.70 / 5'7"	70 / 154	18 DEC 1994	Aisulu Almaty	
22	OLZHABAYEVA Aida	F	L	1.60 / 5'3"	55 / 121	1 MAY 1997	Aisulu Almaty	
24	NURMUKHAMBETOVA Svetlana	D	L	1.70 / 5'7"	66 / 146	26 FEB 1997	Aisulu Almaty	
29	SHANSHINA Kristina	F	L	1.58 / 5'2"	54 / 119	29 SEP 1993	Tomiris	

Total: 21 players and 2 goalkeepers

Team Officials:

Function	Name	Citizenship	Date of Birth
Head Coach:	MALTSEV Alexander	KAZ	6 JAN 1959
Assistant Coach:	SKOBELKINA Natalya	KAZ	11 APR 1961
Team Leader:	SOLOVYEV Sergei	KAZ	16 AUG 1955
Equipment Manager:	GOLYATDINOV Fegim	KAZ	1 JAN 1950
Team Doctor:	NAZAROVA Marina	KAZ	10 MAY 1958
Team Staff:	PETRICHENKO Sergei	KAZ	27 JUN 1956
Team Staff:	SAZONOVA Viktoriya	KAZ	30 JUN 1983
Team Staff:	SKOBELKINA Yekaterina	KAZ	9 JUN 1986

Facts and Figures:

Average age:	20
Average height:	1.64 / 5'5"
Average weight:	61 / 134

NOTE

* Registration date of single players is only shown when different from Initial Registration date

LEGEND

D Defence	F Forward	GK Goalkeeper	L Shoots or catches Left
No Jersey number	Pos Position	R Shoots or catches Right	

Timing and Results provided by **TISSOT**



Team Roster

As of TUE 3 FEB 2015

Initial Registration 3 FEB 2015*

RUS - Russian Federation

No	Name	Pos	Shoots/ Catches	Height m / ft in	Weight kg / lbs	Date of Birth	Club	Registration*
1	MOROZOVA Nadezda	GK	L	1.70 / 5'7"	75 / 165	29 NOV 1996	Kometa	
2	GONCHARENKO Angelina	D	L	1.77 / 5'10"	69 / 152	23 MAY 1994	Tornado	
3	VORONTCOVA Natalia	D	L	1.68 / 5'6"	68 / 150	8 JUL 1995	Agidel	
7	DYUPINA Evgenia	F	R	1.70 / 5'7"	58 / 128	30 JUN 1994	Dinamo	
8	GAVRILOVA Iya	F	L	1.72 / 5'8"	66 / 146	3 SEP 1987	University of Calgary	
9	VAFINA Alexandra	F	L	1.65 / 5'5"	59 / 130	28 JUL 1990	University of Calgary	
10	BELIAKOVA Liudmila	F	L	1.70 / 5'7"	64 / 141	12 AUG 1994	Tornado	
12	PECHNIKOVA Mariia	D	L	1.78 / 5'10"	60 / 132	8 JUN 1992	Skif	
13	ANANINA Ekaterina	D	L	1.72 / 5'8"	65 / 143	13 JUN 1991	Agidel	
14	BULATOVA Diana	F	R	1.56 / 5'1"	52 / 115	7 APR 1995	Dinamo	
15	PAVLOVA Valeriia	F	L	1.78 / 5'10"	77 / 170	15 APR 1995	Birusa	
16	KIRILENKO Maria	F	L	1.69 / 5'7"	65 / 143	6 OCT 1990	Kometa	
17	LEBEDEVA Ekaterina	F	L	1.65 / 5'5"	68 / 150	14 SEP 1989	Agidel	
18	SOSINA Olga	F	R	1.62 / 5'4"	60 / 132	27 JUL 1992	Skif	
19	SHOKHINA Anna	F	L	1.70 / 5'7"	64 / 141	23 JUN 1997	Tornado	
20	LESKINA Yulia	GK	L	1.78 / 5'10"	74 / 163	9 FEB 1991	Spartak Merkury	
21	SHCHUKINA Ann	D	L	1.71 / 5'7"	79 / 174	5 NOV 1987	Tornado	
22	BATALOVA Mariia	D	L	1.73 / 5'8"	68 / 150	3 MAY 1996	Tornado	
25	SILINA Elena	F	L	1.63 / 5'4"	56 / 123	20 JUN 1987	Skif	
26	DERGACHEVA Elena	F	L	1.59 / 5'3"	57 / 126	8 NOV 1995	Tornado	
27	MITROFANOVA Elina	F	R	1.63 / 5'4"	56 / 123	28 JAN 1992	Agidel	
29	NIKOLAEVA Ekaterina	D	R	1.65 / 5'5"	67 / 148	5 OCT 1995	Tornado	

Total: 20 players and 2 goalkeepers

Team Officials:

Function	Name	Citizenship	Date of Birth
Head Coach:	ULYANKIN Alexander	RUS	6 JUL 1969
Assistant Coach:	CHISTYAKOV Alexey	RUS	7 APR 1968
Team Leader:	EMSHANOV Sergey	RUS	21 AUG 1972
Equipment Manager:	BYCHKOV Sergey	RUS	8 DEC 1974
Team Doctor:	FOMIN Leonid	RUS	13 AUG 1975
Team Staff:	FEDORIN Kirill	RUS	24 MAR 1987

Facts and Figures:

Average age:	22
Average height:	1.69 / 5'6"
Average weight:	65 / 143

NOTE

* Registration date of single players is only shown when different from Initial Registration date

LEGEND

D Defence	F Forward	GK Goalkeeper	L Shoots or catches Left
No Jersey number	Pos Position	R Shoots or catches Right	

Timing and Results provided by **TISSOT**



Team Roster

REVISED
5 FEB 16:06

As of THU 5 FEB 2015

Initial Registration 3 FEB 2015 *

USA - United States of America

No	Name	Pos	Shoots/ Catches	Height m / ft in	Weight kg / lbs	Date of Birth	Club	Registration *
1	BARLOW Maria	GK	R	1.62 / 5'4"	63 / 139	25 OCT 1992	Michigan State University	
2	HARRINGTON Paige	D	L	1.80 / 5'11"	65 / 143	25 JUL 1993	University of Massachusetts Amherst	
3	BORTOLUSSI Victoria	D	L	1.62 / 5'4"	61 / 134	7 APR 1994	University of Massachusetts Amherst	
4	ROBISON Corey	D	R	1.75 / 5'9"	72 / 159	3 MAY 1995	Grand Valley State University	
5	McGRATH Morgan	D	R	1.72 / 5'8"	65 / 143	15 FEB 1994	Miami University	
6	THOMAS Whitney	D	R	1.70 / 5'7"	54 / 119	15 NOV 1993	University of Colorado Boulder	
7	ANTOS Amanda	D	R	1.54 / 5'1"	63 / 139	2 AUG 1993	Adrian College	
8	LABOSSIERE Caleigh	D	L	1.67 / 5'6"	65 / 143	7 JUN 1993	University of Massachusetts Amherst	
9	SMIDDY Madison	D	L	1.70 / 5'7"	72 / 159	1 MAY 1992	Penn State University	
10	BOOTH Rachael	F	L	1.70 / 5'7"	56 / 123	4 APR 1995	Miami University	
11	KORZON Monica	F	R	1.67 / 5'6"	63 / 139	11 NOV 1991	University of Michigan	
12	CHALIFOUX Eleanor	F	R	1.60 / 5'3"	59 / 130	30 APR 1995	University of Michigan Ross School of Business	
14	ABROMSON Amanda	F	R	1.62 / 5'4"	59 / 130	16 JUN 1993	University of Massachusetts Amherst	
15	FORD Emily	F	L	1.65 / 5'5"	62 / 137	14 FEB 1994	University of Vermont	
16	WILLIAMS Hayley	F	R	1.65 / 5'5"	65 / 143	3 JUN 1990	Miami University	
17	MOONEY Kaley	F	R	1.60 / 5'3"	59 / 130	21 DEC 1993	Miami University	
18	O NEIL Molly	F	L	1.70 / 5'7"	63 / 139	29 APR 1994	Colorado State University	
19	MYERS Kendra	F	L	1.67 / 5'6"	54 / 119	18 NOV 1994	Grand Valley State University	
22	LEVESQUE Kristen	F	R	1.57 / 5'2"	65 / 143	31 MAR 1994	University of Rhode Island	
23	CATLOW Cassondra	F	R	1.65 / 5'5"	56 / 123	2 MAY 1993	University of Rhode Island	
25	AUGUSTINE Katelyn	F	R	1.62 / 5'4"	61 / 134	2 JUN 1994	Miami University	
30	NOSANOV Caitlin	GK	L	1.72 / 5'8"	74 / 163	3 MAY 1992	Davenport University	

Total: 20 players and 2 goalkeepers

Team Officials:

Function	Name	Citizenship	Date of Birth
Head Coach:	WRIGHT Kristen	USA	11 SEP 1986
Assistant Coach:	HICKS Scott	USA	24 APR 1984
Assistant Coach:	LOONEY Shelley	USA	21 JAN 1972
General Manager:	HOLMGREN Katherine	USA	7 JUN 1983
Team Leader:	BEVAN Ashley	USA	15 SEP 1972
Equipment Manager:	MALNORY Robert	USA	27 JUN 1957
Team Doctor:	CHOI Haemi	USA	26 NOV 1978
Team Video Coach:	BOGART Catherine	USA	22 APR 1992
Team Staff:	DUDEVOIR Mary	USA	16 OCT 1991

Facts and Figures:

Average age:	21
Average height:	1.66 / 5'5"
Average weight:	63 / 139




NOTE

* Registration date of single players is only shown when different from Initial Registration date

LEGEND

D Defence	F Forward	GK Goalkeeper	L Shoots or catches Left
No Jersey number	Pos Position	R Shoots or catches Right	

Correction of family name for #4 and #8 for team USA.

Timing and Results provided by  **TISSOT**



Game Officials Assignment

As of FRI 13 FEB 2015

G	Teams	Venue	Date	Time	On-ice Officials	Supervisors	Others
1	CAN - KAZ Colour: (white) (blue) Bench: (left) (right)	MUP	WED 4 FEB	20:30	Ref HARBITZ-RASMUSSENGS E (NOR) SBR MALA G (CZE) LM DINANT M (BEL) LM SAUER C (GER)	GS KARLSSON Lars RS LIVINGSTON S (USA)	GJ SANCHEZ Antonio GJ GARCIA Luis Manuel SK CREUS Rosa TK COSP Dolors
2	USA - CHN Colour: (white) (red) Bench: (left) (right)	MUP	THU 5 FEB	17:00	Ref FUCHSEL MR (DEN) SBR FINDUROVA Z (SVK) LM ANDERSSON L (SWE) LM PAGON N (SLO)	GS KARLSSON Lars RS LIVINGSTON S (USA)	GJ DEGAYON Nuria GJ CAPARRROS Roberto SK CREUS Rosa TK COSP Dolors
3	JPN - ESP Colour: (black) (yellow) Bench: (left) (right)	MUP	THU 5 FEB	20:30	Ref KETONEN K (FIN) SBR HARBITZ-RASMUSSENRS E (NOR) LM ANGERER B (AUT) LM STREITOVA T (CZE)	GS KARLSSON Lars RS LIVINGSTON S (USA)	GJ DINANT M (BEL) GJ STEWART B (USA) SK CREUS Rosa TK COSP Dolors
4	RUS - KAZ Colour: (red) (white) Bench: (left) (right)	MUP	FRI 6 FEB	20:30	Ref FINDUROVA Z (SVK) SBR FUCHSEL MR (DEN) LM MCGURRY D (CAN) LM STEWART B (USA)	GS KARLSSON Lars RS LIVINGSTON S (USA)	GJ DEGAYON Nuria GJ CAPARRROS Roberto SK CREUS Rosa TK COSP Dolors
5	USA - JPN Colour: (blue) (white) Bench: (left) (right)	MUP	SAT 7 FEB	17:00	Ref MALA G (CZE) SBR FUCHSEL MR (DEN) LM SAUER C (GER) LM STREITOVA T (CZE) SBL ANDERSSON L (SWE)	GS KARLSSON Lars RS LIVINGSTON S (USA)	GJ SANCHEZ Antonio GJ GARCIA Luis Manuel SK CREUS Rosa TK COSP Dolors
6	ESP - CHN Colour: (black) (white) Bench: (left) (right)	MUP	SAT 7 FEB	20:30	Ref HARBITZ-RASMUSSENGS E (NOR) SBR KETONEN K (FIN) LM DINANT M (BEL) LM MCGURRY D (CAN) SBL STEWART B (USA)	GS KARLSSON Lars RS LIVINGSTON S (USA)	GJ ANGERER B (AUT) GJ PAGON N (SLO) SK CREUS Rosa TK COSP Dolors
7	CAN - RUS Colour: (red) (white) Bench: (left) (right)	MUP	SUN 8 FEB	20:30	Ref KETONEN K (FIN) SBR HARBITZ-RASMUSSENRS E (NOR) LM ANDERSSON L (SWE) LM STEWART B (USA) SBL STREITOVA T (CZE)	GS KARLSSON Lars RS LIVINGSTON S (USA)	GJ SANCHEZ Antonio GJ GARCIA Luis Manuel SK CREUS Rosa TK COSP Dolors
8	CHN - JPN Colour: (red) (white) Bench: (left) (right)	MUP	MON 9 FEB	17:00	Ref FUCHSEL MR (DEN) SBR HARBITZ-RASMUSSENRS E (NOR) LM ANGERER B (AUT) LM PAGON N (SLO) SBL MCGURRY D (CAN)	GS KARLSSON Lars RS LIVINGSTON S (USA)	GJ DEGAYON Nuria GJ CAPARRROS Roberto SK CREUS Rosa TK COSP Dolors
9	ESP - USA Colour: (black) (white) Bench: (left) (right)	MUP	MON 9 FEB	20:30	Ref FINDUROVA Z (SVK) SBR KETONEN K (FIN) LM DINANT M (BEL) LM SAUER C (GER) SBL STEWART B (USA)	GS KARLSSON Lars RS LIVINGSTON S (USA)	GJ ANDERSSON L (SWE) GJ STREITOVA T (CZE) SK CREUS Rosa TK COSP Dolors



G	Teams	Venue	Date	Time	On-ice Officials	Supervisors	Others
10	KAZ - USA Colour: (blue) (white) Bench: (left) (right)	MUP	TUE 10 FEB	20:30	Ref MALA G (CZE) SBR FINDUROVA Z (SVK) LM McGURRY D (CAN) LM STREITOVA T (CZE) SBL ANGERER B (AUT)	GS KARLSSON Lars RS LIVINGSTON S (USA)	GJ DEGAYON Nuria GJ CAPARRROS Roberto SK CREUS Rosa TK COSP Dolors
11	JPN - CAN Colour: (black) (white) Bench: (left) (right)	MUP	WED 11 FEB	13:30	Ref FINDUROVA Z (SVK) SBR HARBITZ-RASMUSSENRS E (NOR) LM ANGERER B (AUT) LM STEWART B (USA) SBL DINANT M (BEL)	GS KARLSSON Lars RS LIVINGSTON S (USA)	GJ SANCHEZ Antonio GJ GARCIA Luis Manuel SK CREUS Rosa TK COSP Dolors
12	RUS - CHN Colour: (red) (white) Bench: (left) (right)	MUP	WED 11 FEB	17:00	Ref KETONEN K (FIN) SBR FUCHSEL MR (DEN) LM PAGON N (SLO) LM STREITOVA T (CZE) SBL SAUER C (GER)	GS KARLSSON Lars RS LIVINGSTON S (USA)	GJ SANCHEZ Antonio GJ GARCIA Luis Manuel SK CREUS Rosa TK COSP Dolors
13	ESP - KAZ Colour: (black) (white) Bench: (left) (right)	MUP	THU 12 FEB	13:30	Ref HARBITZ-RASMUSSENGS E (NOR) SBR MALA G (CZE) LM SAUER C (GER) LM STEWART B (USA) SBL STREITOVA T (CZE)	KARLSSON Lars RS LIVINGSTON S (USA)	GJ McGURRY D (CAN) GJ FINDUROVA Z (SVK) SK CREUS Rosa TK COSP Dolors
14	JPN - CHN Colour: (black) (white) Bench: (right) (left)	GSP	THU 12 FEB	17:00	Ref FUCHSEL MR (DEN) SBR HARBITZ-RASMUSSENRS E (NOR) LM ANDERSSON L (SWE) LM DINANT M (BEL) SBL STEWART B (USA)	GS KARLSSON Lars RS LIVINGSTON S (USA)	GJ GARCIA D (ESP) GJ LUDWIG F (ESP) SK MORENO J (ESP) TK TERREN J (ESP)
15	RUS - CAN Colour: (red) (white) Bench: (right) (left)	GSP	THU 12 FEB	20:30	Ref KETONEN K (FIN) SBR FINDUROVA Z (SVK) LM ANGERER B (AUT) LM PAGON N (SLO) SBL McGURRY D (CAN)	GS KARLSSON Lars RS LIVINGSTON S (USA)	GJ GARCIA D (ESP) GJ LUDWIG F (ESP) SK MORENO J (ESP) TK TERREN J (ESP)
16	USA - ESP Colour: (blue) (yellow) Bench: (left) (right)	MUP	FRI 13 FEB	13:30	Ref MALA G (CZE) SBR KETONEN K (FIN) LM ANDERSSON L (SWE) LM McGURRY D (CAN) SBL PAGON N (SLO)	GS KARLSSON Lars RS LIVINGSTON S (USA)	GJ SAUER C (GER) GJ ANGERER B (AUT) SK CREUS R TK COSP D

LEGEND

G	Game number	GJ	Goal judge	GS	Game supervisor	GSP	Granada Sport Palace
LM	Linesman	MUP	Mulhacen Pavilion	Ref	Referee	RS	Referee supervisor
SBL	Standby linesman	SBR	Standby referee	SK	Scorekeeper	TK	Timekeeper

Timing and Results provided by **TISSOT**



Tournament Progress

As of MON 9 FEB 2015

Game	Group	Date	Time	Teams	Results	1	2	3	OT	GWS	Venue
1	B	WED 4 FEB	20:30	CAN - KAZ	7 - 1	3 - 0	1 - 0	3 - 1			Mulhacen Pavilion
2	A	THU 5 FEB	17:00	USA - CHN	1 - 2	0 - 0	0 - 0	1 - 2			Mulhacen Pavilion
3	A	THU 5 FEB	20:30	JPN - ESP	11 - 0	4 - 0	2 - 0	5 - 0			Mulhacen Pavilion
4	B	FRI 6 FEB	20:30	RUS - KAZ	12 - 1	4 - 0	2 - 1	6 - 0			Mulhacen Pavilion
5	A	SAT 7 FEB	17:00	USA - JPN	1 - 4	0 - 1	0 - 0	1 - 3			Mulhacen Pavilion
6	A	SAT 7 FEB	20:30	ESP - CHN	0 - 12	0 - 3	0 - 6	0 - 3			Mulhacen Pavilion
7	B	SUN 8 FEB	20:30	CAN - RUS	1 - 3	0 - 1	0 - 1	1 - 1			Mulhacen Pavilion
8	A	MON 9 FEB	17:00	CHN - JPN	0 - 1	0 - 0	0 - 0	0 - 1			Mulhacen Pavilion
9	A	MON 9 FEB	20:30	ESP - USA	1 - 9	0 - 5	1 - 4	0 - 0			Mulhacen Pavilion

Group A

Rank (GR)	Team	GP	W	OTW	OTL	L	GDF	GF:GA	PTS
1	JPN	3	3	0	0	0	+15	16 : 1	9
2	CHN	3	2	0	0	1	+12	14 : 2	6
3	USA	3	1	0	0	2	+4	11 : 7	3
4	ESP	3	0	0	0	3	-31	1 : 32	0

Group B

Rank (GR)	Team	GP	W	OTW	OTL	L	GDF	GF:GA	PTS
1	RUS	2	2	0	0	0	+13	15 : 2	6
2	CAN	2	1	0	0	1	+4	8 : 4	3
3	KAZ	2	0	0	0	2	-17	2 : 19	0

NOTE

Rank within each group (GR) is based on points. For tie-break rules see 'Competition Format and Rules'.

LEGEND

1	1st period	2	2nd period	3	3rd period	GA	Goals against	GDF	Goal difference
GF	Goals for	GP	Games played	GR	Group rank	GWS	Game winning shot	L	Losses
OT	Overtime	OTL	Overtime loss	OTW	Overtime win	PTS	Points	W	Wins

Timing and Results provided by **TISSOT**



Tournament Progress

As of FRI 13 FEB 2015

Game	Round	Date	Time	Teams	Results	1	2	3	OT	GWS	Venue
11	SF	WED 11 FEB	13:30	JPN - CAN	2 - 5	0 - 0	2 - 3	0 - 2			Mulhacen Pavilion
12	SF	WED 11 FEB	17:00	RUS - CHN	10 - 0	4 - 0	4 - 0	2 - 0			Mulhacen Pavilion
14	BMG	THU 12 FEB	17:00	JPN - CHN	3 - 1	1 - 1	1 - 0	1 - 0			Granada Sport Palace
15	GMG	THU 12 FEB	20:30	RUS - CAN	3 - 0	0 - 0	1 - 0	2 - 0			Granada Sport Palace


Semifinals		Finals	
JPN	2	CAN	0
Game #11 FEB 11 13:30			
CAN	5	Game #15 FEB 12 20:30 Gold Medal Game	
RUS	10	RUS	3
Game #12 FEB 11 17:00		RUS	
CHN	0	JPN	3
Game #14 FEB 12 17:00 Bronze Medal Game		JPN	
CHN		1	

Final Ranking

- Gold Russian Federation
- Silver Canada
- Bronze Japan
- 4 China P.R.
- 5 United States of America
- 6 Kazakhstan
- 7 Spain

LEGEND

1	1st period	2	2nd period	3	3rd period	BMG	Bronze Medal Game
Cx-y	Classification Game	GMG	Gold Medal Game	GWS	Game Winning Shot	OT	Overtime
QF	Quarterfinals	SF	Semifinals				

Timing and Results provided by 



Game Results by Team

As of FRI 13 FEB 2015

CAN - Canada

Game	Date	Time	Phase	Teams	Results	1	2	3	OT	GWS	Venue
1	WED 4	FEB 20:30	Gp B	CAN - KAZ	7 - 1	3 - 0	1 - 0	3 - 1			Mulhacen Pavilion
7	SUN 8	FEB 20:30	Gp B	CAN - RUS	1 - 3	0 - 1	0 - 1	1 - 1			Mulhacen Pavilion
11	WED 11	FEB 13:30	SF	JPN - CAN	2 - 5	0 - 0	2 - 3	0 - 2			Mulhacen Pavilion
15	THU 12	FEB 20:30	GMG	RUS - CAN	3 - 0	0 - 0	1 - 0	2 - 0			Granada Sport Palace

CHN - China P.R.

Game	Date	Time	Phase	Teams	Results	1	2	3	OT	GWS	Venue
2	THU 5	FEB 17:00	Gp A	USA - CHN	1 - 2	0 - 0	0 - 0	1 - 2			Mulhacen Pavilion
6	SAT 7	FEB 20:30	Gp A	ESP - CHN	0 - 12	0 - 3	0 - 6	0 - 3			Mulhacen Pavilion
8	MON 9	FEB 17:00	Gp A	CHN - JPN	0 - 1	0 - 0	0 - 0	0 - 1			Mulhacen Pavilion
12	WED 11	FEB 17:00	SF	RUS - CHN	10 - 0	4 - 0	4 - 0	2 - 0			Mulhacen Pavilion
14	THU 12	FEB 17:00	BMG	JPN - CHN	3 - 1	1 - 1	1 - 0	1 - 0			Granada Sport Palace

ESP - Spain

Game	Date	Time	Phase	Teams	Results	1	2	3	OT	GWS	Venue
3	THU 5	FEB 20:30	Gp A	JPN - ESP	11 - 0	4 - 0	2 - 0	5 - 0			Mulhacen Pavilion
6	SAT 7	FEB 20:30	Gp A	ESP - CHN	0 - 12	0 - 3	0 - 6	0 - 3			Mulhacen Pavilion
9	MON 9	FEB 20:30	Gp A	ESP - USA	1 - 9	0 - 5	1 - 4	0 - 0			Mulhacen Pavilion
13	THU 12	FEB 13:30	Gp D	ESP - KAZ	0 - 10	0 - 4	0 - 2	0 - 4			Mulhacen Pavilion
16	FRI 13	FEB 13:30	Gp D	USA - ESP	9 - 0	2 - 0	4 - 0	3 - 0			Mulhacen Pavilion

JPN - Japan

Game	Date	Time	Phase	Teams	Results	1	2	3	OT	GWS	Venue
3	THU 5	FEB 20:30	Gp A	JPN - ESP	11 - 0	4 - 0	2 - 0	5 - 0			Mulhacen Pavilion
5	SAT 7	FEB 17:00	Gp A	USA - JPN	1 - 4	0 - 1	0 - 0	1 - 3			Mulhacen Pavilion
8	MON 9	FEB 17:00	Gp A	CHN - JPN	0 - 1	0 - 0	0 - 0	0 - 1			Mulhacen Pavilion
11	WED 11	FEB 13:30	SF	JPN - CAN	2 - 5	0 - 0	2 - 3	0 - 2			Mulhacen Pavilion
14	THU 12	FEB 17:00	BMG	JPN - CHN	3 - 1	1 - 1	1 - 0	1 - 0			Granada Sport Palace

KAZ - Kazakhstan

Game	Date	Time	Phase	Teams	Results	1	2	3	OT	GWS	Venue
1	WED 4	FEB 20:30	Gp B	CAN - KAZ	7 - 1	3 - 0	1 - 0	3 - 1			Mulhacen Pavilion
4	FRI 6	FEB 20:30	Gp B	RUS - KAZ	12 - 1	4 - 0	2 - 1	6 - 0			Mulhacen Pavilion
10	TUE 10	FEB 20:30	Gp D	KAZ - USA	2 - 3	1 - 0	1 - 1	0 - 1	0 - 1		Mulhacen Pavilion
13	THU 12	FEB 13:30	Gp D	ESP - KAZ	0 - 10	0 - 4	0 - 2	0 - 4			Mulhacen Pavilion

RUS - Russian Federation

Game	Date	Time	Phase	Teams	Results	1	2	3	OT	GWS	Venue
4	FRI 6	FEB 20:30	Gp B	RUS - KAZ	12 - 1	4 - 0	2 - 1	6 - 0			Mulhacen Pavilion
7	SUN 8	FEB 20:30	Gp B	CAN - RUS	1 - 3	0 - 1	0 - 1	1 - 1			Mulhacen Pavilion
12	WED 11	FEB 17:00	SF	RUS - CHN	10 - 0	4 - 0	4 - 0	2 - 0			Mulhacen Pavilion
15	THU 12	FEB 20:30	GMG	RUS - CAN	3 - 0	0 - 0	1 - 0	2 - 0			Granada Sport Palace

USA - United States of America

Game	Date	Time	Phase	Teams	Results	1	2	3	OT	GWS	Venue
2	THU 5	FEB 17:00	Gp A	USA - CHN	1 - 2	0 - 0	0 - 0	1 - 2			Mulhacen Pavilion
5	SAT 7	FEB 17:00	Gp A	USA - JPN	1 - 4	0 - 1	0 - 0	1 - 3			Mulhacen Pavilion
9	MON 9	FEB 20:30	Gp A	ESP - USA	1 - 9	0 - 5	1 - 4	0 - 0			Mulhacen Pavilion
10	TUE 10	FEB 20:30	Gp D	KAZ - USA	2 - 3	1 - 0	1 - 1	0 - 1	0 - 1		Mulhacen Pavilion
16	FRI 13	FEB 13:30	Gp D	USA - ESP	9 - 0	2 - 0	4 - 0	3 - 0			Mulhacen Pavilion

LEGEND

BMG	Bronze Medal Game	GMG	Gold Medal Game	Gp	Group	GWS	Game Winning Shots
OT	Overtime	SF	Semifinals				

Timing and Results provided by **TISSOT**



Player Statistics by Team

As of THU 12 FEB 2015
Including Game #15

CAN - Canada

Playing Statistics

No	Name	Pos	GP	G	A	PTS	PIM	+/-	GWG	PPG	SHG	SOG	SG%
1	ROUSSEAU-SIROIS Elodie	GK	4	0	0	0	0		0	0	0	0	0.00
2	POLCI Bree	F	4	1	1	2	4	+2	1	0	0	8	12.50
6	FICKEL Jessica	F	4	1	0	1	2	+1	0	0	0	9	11.11
7	NORMORE Alexa	F	3	1	1	2	0	0	0	0	0	5	20.00
8	HOUSTON Tess	F	4	1	0	1	0	0	1	0	1	10	10.00
10	CASORSO Sarah	D	4	0	1	1	2	+1	0	0	0	11	0.00
11	GOSLING Katelyn	D	4	0	4	4	2	+1	0	0	0	5	0.00
12	LITCHFIELD-MEDD Maggie	F	4	0	2	2	6	+2	0	0	0	12	0.00
13	FLINTON Julia	D	4	1	0	1	0	+2	0	0	0	11	9.09
14	FOURACRES Brittney	D	4	1	0	1	2	+2	0	0	0	8	12.50
17	VISSER Keirstin	D	4	0	2	2	0	+1	0	0	0	9	0.00
19	BROOKER Laura	F	4	0	3	3	0	+3	0	0	0	10	0.00
20	LANCELEVE Breanna	F	4	2	1	3	2	-1	0	1	0	12	16.67
21	McHAFFIE Morgan	F	4	3	0	3	6	+3	0	0	0	10	30.00
22	BARKER Ariane	F	4	1	1	2	4	+2	0	0	0	9	11.11
23	MANTHA Elizabeth	D	4	0	0	0	0	+3	0	0	0	3	0.00
25	MACKNIGHT Jenny	F	4	0	1	1	2	+3	0	0	0	2	0.00
27	ODDY Daley	F	4	1	2	3	2	+1	0	1	0	15	6.67
29	KAMPJES Jessica	F	4	0	1	1	4	-2	0	0	0	16	0.00
30	KESTERIS Nicole	GK	4	0	0	0	0		0	0	0	0	0.00

Goalkeeping Statistics

No	Name	GPT	GKD	GPI	MIP	MIP%	GA	SVS	SOG	SVS%	GAA	SO	W	L
1	ROUSSEAU-SIROIS Elodie	4	4	3	147:25	62.02	6	59	65	90.77	2.44	0	0	2
30	KESTERIS Nicole	4	4	2	90:16	37.98	2	28	30	93.33	1.33	0	2	0

LEGEND

A Assists	D Defence	F Forward
G Goals	GA Goals against	GAA Goals against as average per 60 minutes
GK Goalkeeper	GKD Goalkeeper dressed	GP Number of games played
GPI Games played indeed	GPT Number of games played by team	GWG Game winning goals
L Number of games lost	MIP Minutes and seconds played	MIP% MIP as percentage
No Jersey number	PIM Penalties in minutes	Pos Position on team
PPG Power play goals	PTS Points	SG% Percentage of goals from total shots
SHG Shorthanded goals	SO Shutouts	SOG Shots on goal
SVS Saves	SVS% SVS as percentage of total SOG	W Number of games won
+/- Plus/minus net		

Timing and Results provided by **TISSOT**



Player Statistics by Team

As of THU 12 FEB 2015
Including Game #14

CHN - China P.R.

Playing Statistics

No	Name	Pos	GP	G	A	PTS	PIM	+/-	GWG	PPG	SHG	SOG	SG%
1	LIU Yuchan	GK	4	0	0	0	0		0	0	0	0	0.00
2	FANG Xin	F	5	3	4	7	4	+6	0	0	0	23	13.04
4	ZHANG Chi	F	5	0	1	1	4	-3	0	0	0	6	0.00
5	GUAN Yingying	F	5	0	0	0	2	0	0	0	0	0	0.00
6	LIU Zhixin	D	5	3	3	6	4	+5	1	0	1	22	13.64
7	ZHANG Mengying	F	5	2	3	5	8	+6	1	0	0	15	13.33
8	DENG Di	D	5	0	0	0	2	+4	0	0	0	4	0.00
9	XIAO Jinqiu	D	4	0	0	0	0	0	0	0	0	0	0.00
10	HE Xin	F	5	2	1	3	0	-5	0	1	0	20	10.00
11	ZHAO Qinan	D	5	0	2	2	6	-3	0	0	0	2	0.00
12	LU Shuang	F	5	2	1	3	8	-5	0	1	0	10	20.00
13	du Jiayao	F	5	0	1	1	0	+1	0	0	0	3	0.00
14	FU Kexin	F	5	0	0	0	0	0	0	0	0	0	0.00
15	KONG Minghui	F	5	3	3	6	6	+9	0	0	0	18	16.67
16	LYU Yue	F	5	0	0	0	0	-2	0	0	0	6	0.00
17	LIU Siyang	D	5	0	0	0	0	0	0	0	0	0	0.00
18	WEN Lu	D	5	0	0	0	10	-4	0	0	0	2	0.00
19	WANG Yuqing	GK	5	0	0	0	0		0	0	0	0	0.00
20	YANG Jiaqi	GK	1	0	0	0	0		0	0	0	0	0.00
21	WANG Lu	D	0	0	0	0	0	0	0	0	0	0	0.00
22	JU Jingwen	F	5	0	0	0	0	0	0	0	0	1	0.00

Goalkeeping Statistics

No	Name	GPT	GKD	GPI	MIP	MIP%	GA	SVS	SOG	SVS%	GAA	SO	W	L
1	LIU Yuchan	5	4	1	27:19	9.11	0	7	7	100.00	0.00	0	0	0
19	WANG Yuqing	5	5	5	231:01	77.07	10	126	136	92.65	2.60	0	2	3
20	YANG Jiaqi	5	1	1	41:25	13.82	5	32	37	86.49	7.24	0	0	0

LEGEND

A Assists	D Defence	F Forward
G Goals	GA Goals against	GAA Goals against as average per 60 minutes
GK Goalkeeper	GKD Goalkeeper dressed	GP Number of games played
GPI Games played indeed	GPT Number of games played by team	GWG Game winning goals
L Number of games lost	MIP Minutes and seconds played	MIP% MIP as percentage
No Jersey number	PIM Penalties in minutes	Pos Position on team
PPG Power play goals	PTS Points	SG% Percentage of goals from total shots
SHG Shorthanded goals	SO Shutouts	SOG Shots on goal
SVS Saves	SVS% SVS as percentage of total SOG	W Number of games won
+/- Plus/minus net		

Timing and Results provided by **TISSOT**



Player Statistics by Team

As of FRI 13 FEB 2015
Including Game #16

ESP - Spain

Playing Statistics

No	Name	Pos	GP	G	A	PTS	PIM	+/-	GWG	PPG	SHG	SOG	SG%
1	ALVARADO Carlota	GK	5	0	0	0	0		0	0	0	0	0.00
2	GARCIA-LORENZANA Isabel	D	5	0	0	0	0	-5	0	0	0	0	0.00
3	FABO Mireya	D	5	0	0	0	0	-4	0	0	0	0	0.00
4	SAINZ Luna	D	5	0	0	0	0	-15	0	0	0	0	0.00
5	ORTIZ Gemma	D	5	0	0	0	0	-14	0	0	0	2	0.00
6	GARCIA Patricia	F	5	0	0	0	0	-13	0	0	0	4	0.00
7	REBOLLEDO Laura	F	5	0	0	0	0	-15	0	0	0	2	0.00
8	ESTIRADO Patricia	F	5	0	0	0	0	-2	0	0	0	0	0.00
10	de la POMPA Claudia	F	5	0	0	0	6	-13	0	0	0	2	0.00
11	CASTILLEJO Ana	D	5	0	0	0	2	-18	0	0	0	6	0.00
12	ALVAREZ Raquel	D	5	0	0	0	2	-12	0	0	0	0	0.00
13	RAVENTOS Jana	D	5	0	0	0	0	-15	0	0	0	3	0.00
14	ABRISQUETA Leticia	D	5	0	1	1	16	-13	0	0	0	4	0.00
15	SENAC Irene	F	5	0	0	0	2	-7	0	0	0	8	0.00
16	ALMENDRO Ines	D	5	0	0	0	2	-13	0	0	0	1	0.00
18	ABRISQUETA Vanesa	D	5	1	0	1	4	-14	0	0	0	5	20.00
20	TEDONE Oihane	GK	5	0	0	0	0		0	0	0	0	0.00
21	RIVERA Carmen	D	1	0	0	0	0	0	0	0	0	0	0.00
22	GRANDE Tamara	D	5	0	0	0	2	-15	0	0	0	1	0.00
23	CALERO Alba	F	5	0	0	0	2	-14	0	0	0	6	0.00
24	ALVAREZ Elena	D	5	0	0	0	6	-16	0	0	0	2	0.00

Goalkeeping Statistics

No	Name	GPT	GKD	GPI	MIP	MIP%	GA	SVS	SOG	SVS%	GAA	SO	W	L
1	ALVARADO Carlota	5	5	5	246:37	82.21	40	212	252	84.13	9.73	0	0	4
20	TEDONE Oihane	5	5	3	53:23	17.79	11	40	51	78.43	12.36	0	0	1

LEGEND

A Assists	D Defence	F Forward
G Goals	GA Goals against	GAA Goals against as average per 60 minutes
GK Goalkeeper	GKD Goalkeeper dressed	GP Number of games played
GPI Games played indeed	GPT Number of games played by team	GWG Game winning goals
L Number of games lost	MIP Minutes and seconds played	MIP% MIP as percentage
No Jersey number	PIM Penalties in minutes	Pos Position on team
PPG Power play goals	PTS Points	SG% Percentage of goals from total shots
SHG Shorthanded goals	SO Shutouts	SOG Shots on goal
SVS Saves	SVS% SVS as percentage of total SOG	W Number of games won
+/- Plus/minus net		

Timing and Results provided by **TISSOT**



Player Statistics by Team

As of THU 12 FEB 2015
Including Game #14

JPN - Japan

Playing Statistics

No	Name	Pos	GP	G	A	PTS	PIM	+/-	GWG	PPG	SHG	SOG	SG%
1	FUJIMOTO Nana	GK	5	0	0	0	0		0	0	0	0	0.00
2	KOIKE Shiori	D	5	2	1	3	0	0	1	0	0	16	12.50
3	FUJIMOTO Nachi	D	5	0	1	1	2	+5	0	0	0	5	0.00
4	TOKO Ayaka	D	5	1	1	2	2	+1	1	1	0	21	4.76
5	YOSHIDA Miyuka	D	5	0	1	1	0	+5	0	0	0	2	0.00
6	SUZUKI Sena	D	5	2	1	3	2	+3	1	1	0	23	8.70
7	HORI Mika	D	5	2	0	2	0	0	0	2	0	10	20.00
10	YONEYAMA Haruna	F	5	1	9	10	8	+4	0	0	0	26	3.85
11	MORII Mai	F	5	1	3	4	2	0	1	1	0	16	6.25
12	OSAWA Chiho	F	5	2	2	4	2	+1	0	1	0	28	7.14
13	FUJIMOTO Moeko	F	5	2	1	3	0	0	0	2	0	20	10.00
14	YUYAMA Seika	F	2	0	0	0	0	0	0	0	0	1	0.00
15	TOUMA Miyou	F	5	0	0	0	0	+1	0	0	0	1	0.00
16	NOTOYA Yui	F	5	1	0	1	2	+1	0	0	0	5	20.00
17	OTA Yukina	F	5	1	0	1	4	+3	0	0	0	9	11.11
18	MORITAKE Runa	F	5	3	1	4	2	+3	0	1	0	14	21.43
19	OHASHI Asami	F	5	0	2	2	6	+3	0	0	0	11	0.00
20	KOMURA Yuuri	GK	4	0	0	0	0		0	0	0	0	0.00
21	IWASAKI Mayu	F	5	2	0	2	29	+1	0	0	0	3	66.67
22	SUGISAWA Nene	F	5	0	1	1	0	+2	0	0	0	12	0.00
23	SAKAMOTO Rio	F	5	1	4	5	4	+2	0	0	0	13	7.69
25	YOSHIDA Amika	GK	1	0	0	0	0		0	0	0	0	0.00

Goalkeeping Statistics

No	Name	GPT	GKD	GPI	MIP	MIP%	GA	SVS	SOG	SVS%	GAA	SO	W	L
1	FUJIMOTO Nana	5	5	5	260:00	86.67	7	76	83	91.57	1.62	1	4	1
20	KOMURA Yuuri	5	4	0	00:00	0.00	0	0	0	0.00	0.00	0	0	0
25	YOSHIDA Amika	5	1	1	40:00	13.33	0	4	4	100.00	0.00	0	0	0

LEGEND

A Assists	D Defence	F Forward
G Goals	GA Goals against	GAA Goals against as average per 60 minutes
GK Goalkeeper	GKD Goalkeeper dressed	GP Number of games played
GPI Games played indeed	GPT Number of games played by team	GWG Game winning goals
L Number of games lost	MIP Minutes and seconds played	MIP% MIP as percentage
No Jersey number	PIM Penalties in minutes	Pos Position on team
PPG Power play goals	PTS Points	SG% Percentage of goals from total shots
SHG Shorthanded goals	SO Shutouts	SOG Shots on goal
SVS Saves	SVS% SVS as percentage of total SOG	W Number of games won
+/- Plus/minus net		

Timing and Results provided by **TISSOT**



Player Statistics by Team

As of THU 12 FEB 2015

Including Game #13

KAZ - Kazakhstan

Playing Statistics


No	Name	Pos	GP	G	A	PTS	PIM	+/-	GWG	PPG	SHG	SOG	SG%
1	RAUSHANOVA Aizhan	GK	4	0	0	0	0		0	0	0	0	0.00
2	MOLDABAY Dariya	D	4	0	0	0	4	+2	0	0	0	7	0.00
3	TURSYNOVA Madina	F	4	1	1	2	4	+1	0	0	0	8	12.50
4	ASHIMOVA Pernesh	F	4	1	0	1	6	-2	0	0	0	3	33.33
6	KHAMIMULDINOVA Azhar	D	4	0	0	0	10	+3	0	0	0	8	0.00
7	KUZNETSOVA Sofia	D	4	0	0	0	0	-1	0	0	0	0	0.00
8	FUX Alena	F	4	3	2	5	2	0	0	0	0	16	18.75
9	FILIMONOVA Nadezhda	F	4	0	1	1	0	-1	0	0	0	0	0.00
10	SHEGEBAYEVA Aray	F	3	0	0	0	0	-5	0	0	0	0	0.00
11	TUKHTIYEVA Zarina	F	4	5	4	9	4	+3	0	0	1	26	19.23
12	RYSPEK Meruyert	F	4	3	0	3	6	-3	0	0	0	11	27.27
13	LIKHAUS Tatyana	F	4	0	0	0	0	-1	0	0	0	3	0.00
14	KALIULLA Aiya	F	4	0	0	0	2	+4	0	0	0	2	0.00
15	NURGALIYEVA Galiya	D	4	0	0	0	4	-5	0	0	0	3	0.00
16	RAMAZANOVA Elvira	F	4	1	1	2	0	+3	1	0	0	6	16.67
17	URPEKBAYEVA Saltanat	F	4	0	0	0	0	-1	0	0	0	0	0.00
18	MYNGZHASSAROVA Lazzat	D	4	0	0	0	0	+1	0	0	0	1	0.00
19	FELZINK Karina	F	4	0	0	0	2	-4	0	0	0	3	0.00
20	MOZHAYEVA Tatyana	GK	4	0	0	0	0		0	0	0	0	0.00
21	TULEUBAYEVA Assem	D	4	0	0	0	0	-6	0	0	0	0	0.00
22	OLZHABAYEVA Aida	F	4	0	1	1	2	0	0	0	0	0	0.00
24	NURMUKHAMBETOVA Svetlana	D	4	0	0	0	0	0	0	0	0	0	0.00
29	SHANSHINA Kristina	F	0	0	0	0	0	0	0	0	0	0	0.00

Goalkeeping Statistics

No	Name	GPT	GKD	GPI	MIP	MIP%	GA	SVS	SOG	SVS%	GAA	SO	W	L
1	RAUSHANOVA Aizhan	4	4	3	182:46	75.28	22	151	173	87.28	7.22	0	0	3
20	MOZHAYEVA Tatyana	4	4	1	60:00	24.72	0	7	7	100.00	0.00	1	1	0

LEGEND

A Assists	D Defence	F Forward
G Goals	GA Goals against	GAA Goals against as average per 60 minutes
GK Goalkeeper	GKD Goalkeeper dressed	GP Number of games played
GPI Games played indeed	GPT Number of games played by team	GWG Game winning goals
L Number of games lost	MIP Minutes and seconds played	MIP% MIP as percentage
No Jersey number	PIM Penalties in minutes	Pos Position on team
PPG Power play goals	PTS Points	SG% Percentage of goals from total shots
SHG Shorthanded goals	SO Shutouts	SOG Shots on goal
SVS Saves	SVS% SVS as percentage of total SOG	W Number of games won
+/- Plus/minus net		

Timing and Results provided by  TISSOT



Player Statistics by Team

As of THU 12 FEB 2015

Including Game #15

RUS - Russian Federation

Playing Statistics


No	Name	Pos	GP	G	A	PTS	PIM	+/-	GWG	PPG	SHG	SOG	SG%
1	MOROZOVA Nadezda	GK	4	0	0	0	0		0	0	0	0	0.00
2	GONCHARENKO Angelina	D	4	3	0	3	6	+7	1	2	0	10	30.00
3	VORONTCOVA Natalia	D	4	0	1	1	0	+1	0	0	0	0	0.00
7	DYUPINA Evgenia	F	4	0	0	0	0	0	0	0	0	0	0.00
8	GAVRILOVA Iya	F	4	5	6	11	6	+6	0	2	0	26	19.23
9	VAFINA Alexandra	F	4	2	2	4	4	+3	0	0	0	6	33.33
10	BELYAKOVA Liudmila	F	4	3	3	6	6	+7	0	1	0	18	16.67
12	PECHNIKOVA Mariia	D	4	0	0	0	4	+3	0	0	0	7	0.00
13	ANANINA Ekaterina	D	4	0	0	0	2	+3	0	0	0	3	0.00
14	BULATOVA Diana	F	4	1	1	2	4	+2	0	0	0	3	33.33
15	PAVLOVA Valeriia	F	4	1	2	3	2	+3	0	0	0	18	5.56
16	KIRILENKO Maria	F	4	0	1	1	0	+1	0	0	0	6	0.00
17	LEBEDEVA Ekaterina	F	4	1	2	3	4	+5	1	0	0	6	16.67
18	SOSINA Olga	F	4	3	10	13	4	+10	0	2	0	18	16.67
19	SHOKHINA Anna	F	4	7	5	12	0	+10	2	1	1	32	21.88
20	LESKINA Yulia	GK	4	0	0	0	0		0	0	0	0	0.00
21	SHCHUKINA Ann	D	4	0	0	0	8	+7	0	0	0	10	0.00
22	BATALOVA Mariia	D	4	0	3	3	8	+11	0	0	0	11	0.00
25	SILINA Elena	F	4	0	0	0	2	0	0	0	0	1	0.00
26	DERGACHEVA Elena	F	4	2	7	9	2	+8	0	0	0	13	15.38
27	MITROFANOVA Elina	F	4	0	0	0	2	0	0	0	0	3	0.00
29	NIKOLAEVA Ekaterina	D	4	0	0	0	0	+6	0	0	0	4	0.00

Goalkeeping Statistics

No	Name	GPT	GKD	GPI	MIP	MIP%	GA	SVS	SOG	SVS%	GAA	SO	W	L
1	MOROZOVA Nadezda	4	4	2	49:05	20.45	0	10	10	100.00	0.00	0	0	0
20	LESKINA Yulia	4	4	4	190:55	79.55	2	83	85	97.65	0.63	1	4	0

LEGEND

A Assists	D Defence	F Forward
G Goals	GA Goals against	GAA Goals against as average per 60 minutes
GK Goalkeeper	GKD Goalkeeper dressed	GP Number of games played
GPI Games played indeed	GPT Number of games played by team	GWG Game winning goals
L Number of games lost	MIP Minutes and seconds played	MIP% MIP as percentage
No Jersey number	PIM Penalties in minutes	Pos Position on team
PPG Power play goals	PTS Points	SG% Percentage of goals from total shots
SHG Shorthanded goals	SO Shutouts	SOG Shots on goal
SVS Saves	SVS% SVS as percentage of total SOG	W Number of games won
+/- Plus/minus net		

Timing and Results provided by 



Player Statistics by Team

As of FRI 13 FEB 2015

Including Game #16

USA - United States of America

Playing Statistics


No	Name	Pos	GP	G	A	PTS	PIM	+/-	GWG	PPG	SHG	SOG	SG%
1	BARLOW Maria	GK	5	0	0	0	0		0	0	0	0	0.00
2	HARRINGTON Paige	D	5	0	3	3	4	+2	0	0	0	7	0.00
3	BORTOLUSSI Victoria	D	5	0	0	0	0	0	0	0	0	4	0.00
4	ROBISON Corey	D	5	0	0	0	0	+3	0	0	0	1	0.00
5	McGRATH Morgan	D	5	0	0	0	2	-1	0	0	0	3	0.00
6	THOMAS Whitney	D	5	0	2	2	0	+5	0	0	0	4	0.00
7	ANTOS Amanda	D	5	0	0	0	4	+4	0	0	0	2	0.00
8	LABOSSIERE Caleigh	D	5	3	1	4	4	+4	1	1	0	9	33.33
9	SMIDDY Madison	D	4	1	2	3	0	+5	0	0	0	10	10.00
10	BOOTH Rachael	F	5	0	0	0	2	+1	0	0	0	13	0.00
11	KORZON Monica	F	5	0	3	3	0	+6	0	0	0	8	0.00
12	CHALIFOUX Eleanor	F	5	1	0	1	2	+2	0	0	0	8	12.50
14	ABROMSON Amanda	F	5	1	4	5	0	+2	0	0	0	9	11.11
15	FORD Emily	F	5	3	3	6	2	+5	1	1	0	27	11.11
16	WILLIAMS Hayley	F	5	2	4	6	4	+3	0	0	0	20	10.00
17	MOONEY Kaley	F	5	4	2	6	8	+6	0	1	1	13	30.77
18	O NEIL Molly	F	4	3	1	4	6	+1	0	2	0	10	30.00
19	MYERS Kendra	F	5	1	1	2	4	+4	0	0	0	8	12.50
22	LEVESQUE Kristen	F	5	2	1	3	0	+5	1	0	0	9	22.22
23	CATLOW Cassandra	F	5	0	0	0	2	+2	0	0	0	7	0.00
25	AUGUSTINE Katelyn	F	5	2	3	5	0	+4	0	0	0	12	16.67
30	NOSANOV Caitlin	GK	5	0	0	0	0		0	0	0	0	0.00

Goalkeeping Statistics

No	Name	GPT	GKD	GPI	MIP	MIP%	GA	SVS	SOG	SVS%	GAA	SO	W	L
1	BARLOW Maria	5	5	3	150:07	49.59	3	34	37	91.89	1.20	0	1	1
30	NOSANOV Caitlin	5	5	3	152:35	50.41	6	71	77	92.21	2.36	0	2	1

LEGEND

A Assists	D Defence	F Forward
G Goals	GA Goals against	GAA Goals against as average per 60 minutes
GK Goalkeeper	GKD Goalkeeper dressed	GP Number of games played
GPI Games played indeed	GPT Number of games played by team	GWG Game winning goals
L Number of games lost	MIP Minutes and seconds played	MIP% MIP as percentage
No Jersey number	PIM Penalties in minutes	Pos Position on team
PPG Power play goals	PTS Points	SG% Percentage of goals from total shots
SHG Shorthanded goals	SO Shutouts	SOG Shots on goal
SVS Saves	SVS% SVS as percentage of total SOG	W Number of games won
+/- Plus/minus net		

Timing and Results provided by 



Team Statistics

As of FRI 13 FEB 2015
Including Game #16

Scoring Efficiency

(Ranked by highest SG% / highest GP)

R Team	GP	GF	SSG	SOG	SG%
1 KAZ	4	14	83	97	14.43
2 RUS	4	28	167	195	14.36
3 USA	5	23	161	184	12.50
4 CHN	5	15	117	132	11.36
5 JPN	5	21	215	236	8.90
6 CAN	4	13	152	165	7.88
7 ESP	5	1	45	46	2.17

Power Play

(Ranked by highest PP% / highest GP)

R Team	GP	ADV	PPGF	PP%	TPP	M:S
1 RUS	4	20	8	40.00	30:31	03:48
2 JPN	5	28	9	32.14	44:52	04:59
3 USA	5	27	5	18.52	45:20	09:04
4 CHN	5	20	2	10.00	37:22	18:41
5 CAN	4	23	2	8.70	42:21	21:10
6 ESP	5	18	0	0.00	33:10	00:00
7 KAZ	4	14	0	0.00	26:14	00:00

Penalty Killing

(Ranked by highest PK% / highest GP)

R Team	GP	DVG	PPGA	PK%	TSH	M:S
1 RUS	4	25	1	96.00	50:03	50:03
2 JPN	5	19	2	89.47	34:51	17:25
3 CHN	5	26	4	84.62	47:05	11:46
4 USA	5	20	4	80.00	33:00	08:15
5 CAN	4	15	3	80.00	25:13	08:24
6 KAZ	4	23	6	73.91	37:17	06:12
7 ESP	5	22	6	72.73	32:21	05:23

Goalkeeping

(Ranked by highest SVS%)

R Team	GP	GA	SVS	SOG	SVS%	GAA	SHGA	PPGA	SO	ENG
1 RUS	4	2	93	95	97.89	0.50	0	1	2	0
2 USA	5	9	105	114	92.11	1.78	1	4	1	0
3 JPN	5	7	80	87	91.95	1.40	1	2	2	0
4 CHN	5	15	165	180	91.67	3.00	1	4	1	0
5 CAN	4	9	87	95	91.58	2.27	0	3	0	1
6 KAZ	4	22	158	180	87.78	5.44	0	6	1	0
7 ESP	5	51	252	303	83.17	10.20	2	6	0	0

Penalties

(Ranked by highest PIM)

R Team	GP	2	5	10	GM	MP	PIM	PAVG
1 JPN	5	20	0	0	0	1	65	13:00
2 RUS	4	32	0	0	0	0	64	16:00
3 CHN	5	28	0	0	0	0	56	11:12
4 KAZ	4	24	0	0	0	0	48	12:00
5 USA	5	23	0	0	0	0	46	9:12
6 ESP	5	22	0	0	0	0	44	8:48
7 CAN	4	20	0	0	0	0	40	10:00

Shorthanded Goals

(Ranked by highest NET / lowest GP)

R Team	GP	SHGF	SHGA	NET
1 CAN	4	1	0	+1
1 KAZ	4	1	0	+1
1 RUS	4	1	0	+1
4 CHN	5	1	1	0
4 USA	5	1	1	0
6 JPN	5	0	1	-1
7 ESP	5	0	2	-2


Attendance

(Ranked by highest average attendance)

R Team	GP	Spect	AVG
1 RUS	4	2933	733
2 CAN	4	2798	699
3 CHN	5	1380	276
4 JPN	5	1280	256
5 ESP	5	1210	242
6 USA	5	1170	234
7 KAZ	4	545	136
Total	16	5658	353

LEGEND

2 Two (2) minute penalties	5 Five (5) minute penalties	10 Ten (10) minute penalties
ADV Advantage (times on power play)	AVG Average	DVG Disadvantage (number of times shorthanded)
ENG Empty net goals	GA Goals against	GAA Goals against as average per 60 minutes
GF Goals for	GM Game misconducts	GP Number of games played
MP Match penalties	M:S Average time in min. and sec.	NET SHGF - SHGA
PAVG PIM in average	PIM Penalties in minutes	PK% Penalty killing percentage
PPGA Power play goals against	PPGF Power play goals for	PP% Power play eff. as percentage
R Ranking	SG% Percentage of goals from total shots	SHGA Shorthanded goals against
SHGF Shorthanded goals for	SO Shutouts	SOG Shots on goal
Spect Spectators	SSG Shots saved by goalkeeper	SVS Saves
SVS% SVS as percentage of total SOG	TPP Time of power play	TSH Time shorthanded in min. and sec.

Timing and Results provided by  **TISSOT**



Goalkeepers

As of FRI 13 FEB 2015
Including Game #16

(Ranked by highest SVS% / lowest GAA / highest GPI)

Rank	Name	No	Team	GKD	GPI	MIP	MIP%	SOG	GA	SVS	SVS%	GAA	PPGA	SHGA	SO
1	LESKINA Yulia	20	RUS	4	4	190:55	79.55	85	2	83	97.65	0.63	1	0	1
2	WANG Yuqing	19	CHN	5	5	231:01	77.07	136	10	126	92.65	2.60	2	1	0
3	NOSANOV Caitlin	30	USA	5	3	152:35	50.41	77	6	71	92.21	2.36	4	1	0
4	BARLOW Maria	1	USA	5	3	150:07	49.59	37	3	34	91.89	1.20	0	0	0
5	FUJIMOTO Nana	1	JPN	5	5	260:00	86.67	83	7	76	91.57	1.62	2	1	1
6	ROUSSEAU-SIROIS Elodie	1	CAN	4	3	147:25	62.02	65	6	59	90.77	2.44	2	0	0
7	RAUSHANOVA Aizhan	1	KAZ	4	3	182:46	75.28	173	22	151	87.28	7.22	6	0	0
8	ALVARADO Carlota	1	ESP	5	5	246:37	82.21	252	40	212	84.13	9.73	2	1	0

(Goalkeepers with less than 40% of their team's total minutes (MIP% less 40))

Name	No	Team	GKD	GPI	MIP	MIP%	SOG	GA	SVS	SVS%	GAA	PPGA	SHGA	SO
LIU Yuchan	1	CHN	4	1	27:19	9.11	7	0	7	100.00	0.00	0	0	0
MOROZOVA Nadezda	1	RUS	4	2	49:05	20.45	10	0	10	100.00	0.00	0	0	0
MOZHAYEVA Tatyana	20	KAZ	4	1	60:00	24.72	7	0	7	100.00	0.00	0	0	1
YOSHIDA Amika	25	JPN	1	1	40:00	13.33	4	0	4	100.00	0.00	0	0	0
KESTERIS Nicole	30	CAN	4	2	90:16	37.98	30	2	28	93.33	1.33	1	0	0
YANG Jiaqi	20	CHN	1	1	41:25	13.82	37	5	32	86.49	7.24	2	0	0
TEDONE Oihane	20	ESP	5	3	53:23	17.79	51	11	40	78.43	12.36	4	1	0

LEGEND

GA	Goals against	GAA	Goals against as average per 60 minutes	GKD	Goalkeeper dressed
GPI	Games played indeed	MIP	Minutes and seconds played	MIP%	MIP as percentage
No	Jersey number	PPGA	Power play goals against	SHGA	Shorthanded goals against
SO	Shutouts (no GA in a game)	SOG	Shots on goal (G+SSG)	SVS	Saves
SVS%	SVS as percentage of total SOG				

Timing and Results provided by **TISSOT**



Scoring Leaders

As of FRI 13 FEB 2015
Including Game #16

(Ranked by highest PTS/ highest G/ lowest GP)

Rank	Name	No	Team	Pos	GP	G	A	PTS	PIM	+/-
1	SOSINA Olga	18	RUS	F	4	3	10	13	4	+10
2	SHOKHINA Anna	19	RUS	F	4	7	5	12	0	+10
3	GAVRILOVA Iya	8	RUS	F	4	5	6	11	6	+6
4	YONEYAMA Haruna	10	JPN	F	5	1	9	10	8	+4
5	TUKHTIYEVA Zarina	11	KAZ	F	4	5	4	9	4	+3
6	DERGACHEVA Elena	26	RUS	F	4	2	7	9	2	+8
7	FANG Xin	2	CHN	F	5	3	4	7	4	+6
8	MOONEY Kaley	17	USA	F	5	4	2	6	8	+6
9	BELYAKOVA Liudmila	10	RUS	F	4	3	3	6	6	+7
10	FORD Emily	15	USA	F	5	3	3	6	2	+5
10	KONG Minghui	15	CHN	F	5	3	3	6	6	+9
10	LIU Zhixin	6	CHN	D	5	3	3	6	4	+5
13	WILLIAMS Hayley	16	USA	F	5	2	4	6	4	+3
14	FUX Alena	8	KAZ	F	4	3	2	5	2	0
15	AUGUSTINE Katelyn	25	USA	F	5	2	3	5	0	+4
15	ZHANG Mengying	7	CHN	F	5	2	3	5	8	+6
17	ABROMSON Amanda	14	USA	F	5	1	4	5	0	+2
17	SAKAMOTO Rio	23	JPN	F	5	1	4	5	4	+2
19	O NEIL Molly	18	USA	F	4	3	1	4	6	+1
20	LABOSSIERE Caleigh	8	USA	D	5	3	1	4	4	+4
20	MORITAKE Runa	18	JPN	F	5	3	1	4	2	+3
22	VAFINA Alexandra	9	RUS	F	4	2	2	4	4	+3
23	OSAWA Chiho	12	JPN	F	5	2	2	4	2	+1
24	MORII Mai	11	JPN	F	5	1	3	4	2	0
25	GOSLING Katelyn	11	CAN	D	4	0	4	4	2	+1
26	GONCHARENKO Angelina	2	RUS	D	4	3	0	3	6	+7
26	McHAFFIE Morgan	21	CAN	F	4	3	0	3	6	+3
26	RYSPEK Meruyert	12	KAZ	F	4	3	0	3	6	-3
29	LANCELEVE Breanna	20	CAN	F	4	2	1	3	2	-1
30	FUJIMOTO Moeko	13	JPN	F	5	2	1	3	0	0
30	HE Xin	10	CHN	F	5	2	1	3	0	-5
30	KOIKE Shiori	2	JPN	D	5	2	1	3	0	0
30	LEVESQUE Kristen	22	USA	F	5	2	1	3	0	+5
30	LU Shuang	12	CHN	F	5	2	1	3	8	-5
30	SUZUKI Sena	6	JPN	D	5	2	1	3	2	+3

LEGEND

A	Assists	D	Defence	F	Forward
G	Goals	GP	Number of games played	No	Jersey number
PIM	Penalties in minutes	Pos	Position	PTS	Points
+/-	Plus/minus net				

Timing and Results provided by **TISSOT**



Goal Scoring Leaders

As of FRI 13 FEB 2015
Including Game #16

(Ranked by highest G/ lowest GP)

Rank	Name	No	Team	Pos	GP	G	S	SG%	PPG	SHG	+/-
1	SHOKHINA Anna	19	RUS	F	4	7	32	21.88	1	1	+10
2	GAVRILOVA Iya	8	RUS	F	4	5	26	19.23	2	0	+6
2	TUKHTIYEVA Zarina	11	KAZ	F	4	5	26	19.23	0	1	+3
4	MOONEY Kaley	17	USA	F	5	4	13	30.77	1	1	+6
5	BELYAKOVA Liudmila	10	RUS	F	4	3	18	16.67	1	0	+7
5	FUX Alena	8	KAZ	F	4	3	16	18.75	0	0	0
5	GONCHARENKO Angelina	2	RUS	D	4	3	10	30.00	2	0	+7
5	McHAFFIE Morgan	21	CAN	F	4	3	10	30.00	0	0	+3
5	O NEIL Molly	18	USA	F	4	3	10	30.00	2	0	+1
5	RYSPEK Meruyert	12	KAZ	F	4	3	11	27.27	0	0	-3
5	SOSINA Olga	18	RUS	F	4	3	18	16.67	2	0	+10
12	FANG Xin	2	CHN	F	5	3	23	13.04	0	0	+6
12	FORD Emily	15	USA	F	5	3	27	11.11	1	0	+5
12	KONG Minghui	15	CHN	F	5	3	18	16.67	0	0	+9
12	LABOSSIERE Caleigh	8	USA	D	5	3	9	33.33	1	0	+4
12	LIU Zhixin	6	CHN	D	5	3	22	13.64	0	1	+5
12	MORITAKE Runa	18	JPN	F	5	3	14	21.43	1	0	+3
18	DERGACHEVA Elena	26	RUS	F	4	2	13	15.38	0	0	+8
18	LANCELEVE Breanna	20	CAN	F	4	2	12	16.67	1	0	-1
18	VAFINA Alexandra	9	RUS	F	4	2	6	33.33	0	0	+3
21	AUGUSTINE Katelyn	25	USA	F	5	2	12	16.67	0	0	+4
21	FUJIMOTO Moeko	13	JPN	F	5	2	20	10.00	2	0	0
21	HE Xin	10	CHN	F	5	2	20	10.00	1	0	-5
21	HORI Mika	7	JPN	D	5	2	10	20.00	2	0	0
21	IWASAKI Mayu	21	JPN	F	5	2	3	66.67	0	0	+1
21	KOIKE Shiori	2	JPN	D	5	2	16	12.50	0	0	0
21	LEVESQUE Kristen	22	USA	F	5	2	9	22.22	0	0	+5
21	LU Shuang	12	CHN	F	5	2	10	20.00	1	0	-5
21	OSAWA Chiho	12	JPN	F	5	2	28	7.14	1	0	+1
21	SUZUKI Sena	6	JPN	D	5	2	23	8.70	1	0	+3
21	WILLIAMS Hayley	16	USA	F	5	2	20	10.00	0	0	+3
21	ZHANG Mengying	7	CHN	F	5	2	15	13.33	0	0	+6

LEGEND

D Defence	F Forward	G Goals	GP Number of games played
No Jersey number	Pos Position	PPG Power play goals	S Shots
SG% Percentage of goals from total shots	SHG Shorthanded goals	+/- Plus/minus net	

Timing and Results provided by **TISSOT**



Assist Leaders


As of FRI 13 FEB 2015
Including Game #16

(Ranked by highest A/ lowest GP)

Rank	Name	No	Team	Pos	GP	A	+/-
1	SOSINA Olga	18	RUS	F	4	10	+10
2	YONEYAMA Haruna	10	JPN	F	5	9	+4
3	DERGACHEVA Elena	26	RUS	F	4	7	+8
4	GAVRILOVA Iya	8	RUS	F	4	6	+6
5	SHOKHINA Anna	19	RUS	F	4	5	+10
6	GOSLING Katelyn	11	CAN	D	4	4	+1
6	TUKHTIYEVA Zarina	11	KAZ	F	4	4	+3
8	ABROMSON Amanda	14	USA	F	5	4	+2
8	FANG Xin	2	CHN	F	5	4	+6
8	SAKAMOTO Rio	23	JPN	F	5	4	+2
8	WILLIAMS Hayley	16	USA	F	5	4	+3
12	BATALOVA Mariia	22	RUS	D	4	3	+11
12	BELYAKOVA Liudmila	10	RUS	F	4	3	+7
12	BROOKER Laura	19	CAN	F	4	3	+3
15	AUGUSTINE Katelyn	25	USA	F	5	3	+4
15	FORD Emily	15	USA	F	5	3	+5
15	HARRINGTON Paige	2	USA	D	5	3	+2
15	KONG Minghui	15	CHN	F	5	3	+9
15	KORZON Monica	11	USA	F	5	3	+6
15	LIU Zhixin	6	CHN	D	5	3	+5
15	MORII Mai	11	JPN	F	5	3	0
15	ZHANG Mengying	7	CHN	F	5	3	+6
23	FUX Alena	8	KAZ	F	4	2	0
23	LEBEDEVA Ekaterina	17	RUS	F	4	2	+5
23	LITCHFIELD-MEDD Maggie	12	CAN	F	4	2	+2
23	ODDY Daley	27	CAN	F	4	2	+1
23	PAVLOVA Valeriia	15	RUS	F	4	2	+3
23	SMIDDY Madison	9	USA	D	4	2	+5
23	VAFINA Alexandra	9	RUS	F	4	2	+3
23	VISSER Keirstin	17	CAN	D	4	2	+1

LEGEND

A	Assists	D	Defence	F	Forward	GP	Number of games played
No	Jersey number	Pos	Position	+/-	Plus/minus net		

Timing and Results provided by  TISSOT



Defencemen Scoring Leaders

As of FRI 13 FEB 2015
Including Game #16

(Ranked by highest PTS / highest G / lowest GP)

Rank	Name	No	Team	GP	G	A	PTS	PIM	+/-
1	LIU Zhixin	6	CHN	5	3	3	6	4	+5
2	LABOSSIERE Caleigh	8	USA	5	3	1	4	4	+4
3	GOSLING Katelyn	11	CAN	4	0	4	4	2	+1
4	GONCHARENKO Angelina	2	RUS	4	3	0	3	6	+7
5	KOIKE Shiori	2	JPN	5	2	1	3	0	0
5	SUZUKI Sena	6	JPN	5	2	1	3	2	+3
7	SMIDDY Madison	9	USA	4	1	2	3	0	+5
8	BATALOVA Mariia	22	RUS	4	0	3	3	8	+11
9	HARRINGTON Paige	2	USA	5	0	3	3	4	+2
10	HORI Mika	7	JPN	5	2	0	2	0	0
11	TOKO Ayaka	4	JPN	5	1	1	2	2	+1
12	VISSER Keirstin	17	CAN	4	0	2	2	0	+1
13	THOMAS Whitney	6	USA	5	0	2	2	0	+5
13	ZHAO Qinan	11	CHN	5	0	2	2	6	-3
15	FLINTON Julia	13	CAN	4	1	0	1	0	+2
15	FOURACRES Brittney	14	CAN	4	1	0	1	2	+2
17	ABRISQUETA Vanesa	18	ESP	5	1	0	1	4	-14
18	CASORSO Sarah	10	CAN	4	0	1	1	2	+1
18	VORONTCOVA Natalia	3	RUS	4	0	1	1	0	+1
20	ABRISQUETA Leticia	14	ESP	5	0	1	1	16	-13
20	FUJIMOTO Nachi	3	JPN	5	0	1	1	2	+5
20	YOSHIDA Miyuka	5	JPN	5	0	1	1	0	+5

LEGEND

A	Assists	G	Goals	GP	Number of games played
No	Jersey number	PIM	Penalties in minutes	PTS	Points
+/-	Plus/minus net				

Timing and Results provided by **TISSOT**



Face-off Leaders

As of FRI 13 FEB 2015
Including Game #16

(Ranked by highest FO%)

Rank	Name	No	Team	Pos	GP	FO+	FO-	FO+/-	FO%
1	HOUSTON Tess	8	CAN	F	4	44	15	29	74.58
2	WILLIAMS Hayley	16	USA	F	5	62	24	38	72.09
3	FICKEL Jessica	6	CAN	F	4	16	7	9	69.57
4	SAKAMOTO Rio	23	JPN	F	5	60	31	29	65.93
5	McHAFFIE Morgan	21	CAN	F	4	46	25	21	64.79
6	YONEYAMA Haruna	10	JPN	F	5	74	42	32	63.79
7	FORD Emily	15	USA	F	5	34	22	12	60.71
8	NORMORE Alexa	7	CAN	F	3	31	21	10	59.62
9	MYERS Kendra	19	USA	F	5	30	21	9	58.82
10	BULATOVA Diana	14	RUS	F	4	30	22	8	57.69
11	RIVERA Carmen	21	ESP	D	1	4	3	1	57.14
12	POLCI Bree	2	CAN	F	4	13	10	3	56.52
13	AUGUSTINE Katelyn	25	USA	F	5	24	20	4	54.55
14	CASTILLEJO Ana	11	ESP	D	5	52	47	5	52.53
15	DERGACHEVA Elena	26	RUS	F	4	43	39	4	52.44
16	BELYAKOVA Liudmila	10	RUS	F	4	44	40	4	52.38
17	CATLOW Cassandra	23	USA	F	5	10	10	0	50.00
17	TURSYNOVA Madina	3	KAZ	F	4	8	8	0	50.00
19	FANG Xin	2	CHN	F	5	64	65	-1	49.61
20	LU Shuang	12	CHN	F	5	32	38	-6	45.71
21	de la POMPA Claudia	10	ESP	F	5	26	31	-5	45.61
22	IWASAKI Mayu	21	JPN	F	5	20	28	-8	41.67
23	SHEGEBAYEVA Aray	10	KAZ	F	3	18	27	-9	40.00
24	TUKHTIYEVA Zarina	11	KAZ	F	4	49	74	-25	39.84
25	LYU Yue	16	CHN	F	5	15	31	-16	32.61
26	ZHANG Mengying	7	CHN	F	5	7	15	-8	31.82
27	HE Xin	10	CHN	F	5	5	15	-10	25.00
28	GARCIA Patricia	6	ESP	F	5	10	33	-23	23.26
29	RAVENTOS Jana	13	ESP	D	5	13	56	-43	18.84
30	SHOKHINA Anna	19	RUS	F	4	3	13	-10	18.75

NOTE

Average of four face-offs per game played required for ranking.

LEGEND

D	Defence	F	Forward	FO+	Face-offs won
FO-	Face-offs lost	FO+/-	Face-offs net	FO%	Face-offs won as percentage
GP	Number of games played	No	Jersey number	Pos	Position

Timing and Results provided by **TISSOT**



Plus-Minus Leaders

As of FRI 13 FEB 2015
Including Game #16

(Ranked by highest +/- / highest + /lowest GP)

Rank	Name	No	Team	Pos	GP	+	-	+/-
1	BATALOVA Mariia	22	RUS	D	4	11	0	+11
2	SHOKHINA Anna	19	RUS	F	4	10	0	+10
2	SOSINA Olga	18	RUS	F	4	10	0	+10
4	KONG Minghui	15	CHN	F	5	11	2	+9
5	DERGACHEVA Elena	26	RUS	F	4	8	0	+8
6	BELYAKOVA Liudmila	10	RUS	F	4	7	0	+7
6	GONCHARENKO Angelina	2	RUS	D	4	7	0	+7
6	SHCHUKINA Ann	21	RUS	D	4	7	0	+7
9	FANG Xin	2	CHN	F	5	11	5	+6
10	ZHANG Mengying	7	CHN	F	5	8	2	+6
11	KORZON Monica	11	USA	F	5	7	1	+6
12	GAVRILOVA Iya	8	RUS	F	4	6	0	+6
12	NIKOLAEVA Ekaterina	29	RUS	D	4	6	0	+6
14	MOONEY Kaley	17	USA	F	5	6	0	+6
15	LIU Zhixin	6	CHN	D	5	10	5	+5
16	FORD Emily	15	USA	F	5	7	2	+5
17	LEVESQUE Kristen	22	USA	F	5	6	1	+5
18	LEBEDEVA Ekaterina	17	RUS	F	4	5	0	+5
18	SMIDDY Madison	9	USA	D	4	5	0	+5
20	FUJIMOTO Nachi	3	JPN	D	5	5	0	+5
20	THOMAS Whitney	6	USA	D	5	5	0	+5
20	YOSHIDA Miyuka	5	JPN	D	5	5	0	+5
23	DENG Di	8	CHN	D	5	8	4	+4
24	MYERS Kendra	19	USA	F	5	6	2	+4
24	YONEYAMA Haruna	10	JPN	F	5	6	2	+4
26	ANTOS Amanda	7	USA	D	5	5	1	+4
26	AUGUSTINE Katelyn	25	USA	F	5	5	1	+4
26	LABOSSIERE Caleigh	8	USA	D	5	5	1	+4
29	KALIULLA Aiya	14	KAZ	F	4	4	0	+4
30	TUKHTIYEVA Zarina	11	KAZ	F	4	10	7	+3

LEGEND

D	Defence	F	Forward	GP	Number of games played	No	Jersey number
Pos	Position	+	Positive participation	-	Negative participation	+/-	Plus/minus net

Timing and Results provided by **TISSOT**



Most Penalised Players

As of FRI 13 FEB 2015


Including Game #16

(Ranked by highest PIM / lowest GP)

Rank	Name	No	Team	Pos	GP	PIM	2	5	10	GM	MP	PAVG
1	IWASAKI Mayu	21	JPN	F	5	29	2	0	0	0	1	5:48
2	ABRISQUETA Leticia	14	ESP	D	5	16	8	0	0	0	0	3:12
3	KHAMIMULDINOVA Azhar	6	KAZ	D	4	10	5	0	0	0	0	2:30
4	WEN Lu	18	CHN	D	5	10	5	0	0	0	0	2:00
5	BATALOVA Mariia	22	RUS	D	4	8	4	0	0	0	0	2:00
5	SHCHUKINA Ann	21	RUS	D	4	8	4	0	0	0	0	2:00
7	LU Shuang	12	CHN	F	5	8	4	0	0	0	0	1:36
7	MOONEY Kaley	17	USA	F	5	8	4	0	0	0	0	1:36
7	YONEYAMA Haruna	10	JPN	F	5	8	4	0	0	0	0	1:36
7	ZHANG Mengying	7	CHN	F	5	8	4	0	0	0	0	1:36
11	ASHIMOVA Pernesh	4	KAZ	F	4	6	3	0	0	0	0	1:30
11	BELYAKOVA Liudmila	10	RUS	F	4	6	3	0	0	0	0	1:30
11	GAVRILOVA Iya	8	RUS	F	4	6	3	0	0	0	0	1:30
11	GONCHARENKO Angelina	2	RUS	D	4	6	3	0	0	0	0	1:30
11	LITCHFIELD-MEDD Maggie	12	CAN	F	4	6	3	0	0	0	0	1:30
11	McHAFFIE Morgan	21	CAN	F	4	6	3	0	0	0	0	1:30
11	O NEIL Molly	18	USA	F	4	6	3	0	0	0	0	1:30
11	RYSPEK Meruyert	12	KAZ	F	4	6	3	0	0	0	0	1:30
19	ALVAREZ Elena	24	ESP	D	5	6	3	0	0	0	0	1:12
19	de la POMPA Claudia	10	ESP	F	5	6	3	0	0	0	0	1:12
19	KONG Minghui	15	CHN	F	5	6	3	0	0	0	0	1:12
19	OHASHI Asami	19	JPN	F	5	6	3	0	0	0	0	1:12
19	ZHAO Qinan	11	CHN	D	5	6	3	0	0	0	0	1:12
24	BARKER Ariane	22	CAN	F	4	4	2	0	0	0	0	1:00
24	BULATOVA Diana	14	RUS	F	4	4	2	0	0	0	0	1:00
24	KAMPJES Jessica	29	CAN	F	4	4	2	0	0	0	0	1:00
24	LEBEDEVA Ekaterina	17	RUS	F	4	4	2	0	0	0	0	1:00
24	MOLDABAY Dariya	2	KAZ	D	4	4	2	0	0	0	0	1:00
24	NURGALIYEVA Galiya	15	KAZ	D	4	4	2	0	0	0	0	1:00
24	PECHNIKOVA Mariia	12	RUS	D	4	4	2	0	0	0	0	1:00
24	POLCI Bree	2	CAN	F	4	4	2	0	0	0	0	1:00
24	SOSINA Olga	18	RUS	F	4	4	2	0	0	0	0	1:00
24	TUKHTIYEVA Zarina	11	KAZ	F	4	4	2	0	0	0	0	1:00
24	TURSYNOVA Madina	3	KAZ	F	4	4	2	0	0	0	0	1:00
24	VAFINA Alexandra	9	RUS	F	4	4	2	0	0	0	0	1:00

LEGEND

2	Two (2) minute penalties	5	Five (5) minute penalties	10	Ten (10) minute penalties
D	Defence	F	Forward	GM	Game misconducts
GP	Games played	MP	Match penalties	No	Jersey number
PAVG	PIM (average) per game	PIM	Penalties in minutes	Pos	Position

Timing and Results provided by  TISSOT



Medallists

As of THU 12 FEB 2015

GOLD	SILVER	BRONZE
RUS - Russian Federation	CAN - Canada	JPN - Japan
1 MOROZOVA Nadezda	1 ROUSSEAU-SIROIS Elodie	1 FUJIMOTO Nana
2 GONCHARENKO Angelina	2 POLCI Bree	2 KOIKE Shiori
3 VORONTCOVA Natalia	6 FICKEL Jessica	3 FUJIMOTO Nachi
7 DYUPINA Evgenia	7 NORMORE Alexa	4 TOKO Ayaka
8 GAVRILOVA Iya	8 HOUSTON Tess	5 YOSHIDA Miyuka
9 VAFINA Alexandra	10 CASORSO Sarah	6 SUZUKI Sena
10 BELYAKOVA Liudmila	11 GOSLING Katelyn	7 HORI Mika
12 PECHNIKOVA Mariia	12 LITCHFIELD-MEDD Maggie	10 YONEYAMA Haruna
13 ANANINA Ekaterina	13 FLINTON Julia	11 MORII Mai
14 BULATOVA Diana	14 FOURACRES Brittney	12 OSAWA Chiho
15 PAVLOVA Valeriia	17 VISSER Keirstin	13 FUJIMOTO Moeko
16 KIRILENKO Maria	19 BROOKER Laura	14 YUYAMA Seika
17 LEBEDEVA Ekaterina	20 LANCELEVE Breanna	15 TOUMA Miyou
18 SOSINA Olga	21 McHAFFIE Morgan	16 NOTOYA Yui
19 SHOKHINA Anna	22 BARKER Ariane	17 OTA Yukina
20 LESKINA Yulia	23 MANTHA Elizabeth	18 MORITAKE Runa
21 SHCHUKINA Ann	25 MACKNIGHT Jenny	19 OHASHI Asami
22 BATALOVA Mariia	27 ODDY Daley	20 KOMURA Yuuri
25 SILINA Elena	29 KAMPJES Jessica	21 IWASAKI Mayu
26 DERGACHEVA Elena	30 KESTERIS Nicole	22 SUGISAWA Nene
27 MITROFANOVA Elina		23 SAKAMOTO Rio
29 NIKOLAEVA Ekaterina		25 YOSHIDA Amika



Game Roster

REVISED
12 FEB 20:55

RUS - CAN

Referee(s)

KETONEN Kaisa (FIN)

Goalkeepers

Team: RUS

No	Name	GP	MIP	GA	SVS	SOG	SVS%	GAA
1	MOROZOVA Nadezda	3	49:05	0	10	10	100.00	0.00
20	LESKINA Yulia	3	130:55	2	43	45	95.56	0.92

Team Roster

Team: RUS (red)

No	Pos	Name	GP	G	A	PTS	PIM	+/-
1	GK	MOROZOVA Nadezda	3	0	0	0	0	
2	D	GONCHARENKO Angelina +A	3	3	0	3	2	+7
3	D	VORONTCOVA Natalia	3	0	1	1	0	+1
7	F	DYUPINA Evgenia	3	0	0	0	0	0
8	F	GAVRILOVA Iya +C	3	5	5	10	2	+6
9	F	VAFINA Alexandra	3	2	1	3	4	+2
10	F	BELYAKOVA Liudmila	3	3	3	6	6	+6
12	D	PECHNIKOVA Mariia	3	0	0	0	4	+2
13	D	ANANINA Ekaterina	3	0	0	0	2	+2
14	F	BULATOVA Diana	3	1	1	2	2	+2
15	F	PAVLOVA Valeriia	3	0	2	2	2	+2
16	F	KIRILENKO Maria	3	0	1	1	0	+1
17	F	LEBEDEVA Ekaterina	3	1	2	3	2	+5
18	F	SOSINA Olga +A	3	3	9	12	2	+9
19	F	SHOKHINA Anna	3	5	5	10	0	+9
20	GK	LESKINA Yulia	3	0	0	0	0	
21	D	SHCHUKINA Ann	3	0	0	0	6	+7
22	D	BATALOVA Mariia	3	0	2	2	2	+10
25	F	SILINA Elena	3	0	0	0	2	0
26	F	DERGACHEVA Elena	3	2	6	8	2	+7
27	F	MITROFANOVA Elina	3	0	0	0	2	0
29	D	NIKOLAEVA Ekaterina	3	0	0	0	0	+6

Head Coach: REMPEL Jon

Linesmen

ANGERER Bettina (AUT) , PAGON Natasa (SLO)

Team: CAN

No	Name	GP	MIP	GA	SVS	SOG	SVS%	GAA
1	ROUSSEAU-SIROIS Elodie	3	88:35	3	28	31	90.32	2.03
30	KESTERIS Nicole	3	90:16	2	28	30	93.33	1.33

Team: CAN (white)

No	Pos	Name	GP	G	A	PTS	PIM	+/-
1	GK	ROUSSEAU-SIROIS Elodie	3	0	0	0	0	
2	F	POLCI Bree	3	1	1	2	2	+2
6	F	FICKEL Jessica	3	1	0	1	2	+1
7	F	NORMORE Alexa +A	2	1	1	2	0	0
8	F	HOUSTON Tess	3	1	0	1	0	+2
10	D	CASORSO Sarah	3	0	1	1	2	+3
11	D	GOSLING Katelyn	3	0	4	4	0	+2
12	F	LITCHFIELD-MEDD Maggie	3	0	2	2	4	+2
13	D	FLINTON Julia	3	1	0	1	0	+2
14	D	FOURACRES Brittney	3	1	0	1	2	+2
17	D	VISSER Keirstin	3	0	2	2	0	+2
19	F	BROOKER Laura +C	3	0	3	3	0	+3
20	F	LANCELEVE Breanna	3	2	1	3	0	0
21	F	McHAFFIE Morgan +A	3	3	0	3	4	+3
22	F	BARKER Ariane	3	1	1	2	2	+2
23	D	MANTHA Elizabeth	3	0	0	0	0	+3
25	F	MACKNIGHT Jenny	3	0	1	1	0	+3
27	F	ODDY Daley	3	1	2	3	0	+2
29	F	KAMPJES Jessica	3	0	1	1	2	-1
30	GK	KESTERIS Nicole	3	0	0	0	0	

Head Coach: ULYANKIN Alexander

LEGEND

A Assists	D Defence	F Forward	G Goals
GA Goals against	GAA Goals against as average per 60 minutes	GK Goalkeeper	GP Games played
MIP Minutes and seconds played	No Jersey number	PIM Penalties in minutes	Pos Position
PTS Points	SOG Shots on goal	SVS Saves	SVS% Saves in percentage
+/- Plus/minus net	+A Assistant captain	+C Captain	

Changed Assistant Captain Team Canada

Timing and Results provided by  TISSOT



Line-ups

REVISED
12 FEB 20:56

RUS - CAN

Referee(s)

KETONEN Kaisa (FIN)

Goalkeepers

Team: RUS

No	Name
20	LESKINA Yulia
1	MOROZOVA Nadezda

Team Line-ups

Team: RUS (red)

No	Pos	Name
2	D	GONCHARENKO Angelina +A
22	D	BATALOVA Mariia
18	F	SOSINA Olga +A
19	F	SHOKHINA Anna
26	F	DERGACHEVA Elena
21	D	SHCHUKINA Ann
29	D	NIKOLAEVA Ekaterina
8	F	GAVRILOVA Iya +C
9	F	VAFINA Alexandra
10	F	BELYAKOVA Liudmila
12	D	PECHNIKOVA Mariia
13	D	ANANINA Ekaterina
14	F	BULATOVA Diana
15	F	PAVLOVA Valeriia
17	F	LEBEDEVA Ekaterina
3	D	VORONTCOVA Natalia
7	F	DYUPINA Evgenia
16	F	KIRILENKO Maria
25	F	SILINA Elena
27	F	MITROFANOVA Elina

Head Coach: REMPEL Jon

Linesmen

ANGERER Bettina (AUT) , PAGON Natasa (SLO)

Team: CAN

No	Name
1	ROUSSEAU-SIROIS Elodie
30	KESTERIS Nicole

Team: CAN (white)

No	Pos	Name
10	D	CASORSO Sarah
14	D	FOURACRES Brittney
12	F	LITCHFIELD-MEDD Maggie
21	F	McHAFFIE Morgan +A
22	F	BARKER Ariane
11	D	GOSLING Katelyn
23	D	MANTHA Elizabeth
7	F	NORMORE Alexa +A
27	F	ODDY Daley
29	F	KAMPJES Jessica
13	D	FLINTON Julia
17	D	VISSER Keirstin
8	F	HOUSTON Tess
19	F	BROOKER Laura +C
25	F	MACKNIGHT Jenny
2	F	POLCI Bree
6	F	FICKEL Jessica
20	F	LANCELEVE Breanna

Head Coach: ULYANKIN Alexander

LEGEND

D Defence

+A Assistant captain

F Forward

+C Captain

No Jersey number

Pos Position

Changed Assistant Captain Team Canada

Timing and Results provided by **TISSOT**



Graphical Line-ups

REVISED
12 FEB 20:56

RUS - CAN

Referee(s)
KETONEN Kaisa (FIN)

Linesmen
ANGERER Bettina (AUT) , PAGON Natasa (SLO)

Team: RUS - Russian Federation (red)

Head Coach: REMPEL Jon

S1 20 LESKINA Yulia		
1 MOROZOVA Nadezda		
S3 22 BATALOVA Mariia	S2 2 GONCHARENKO Angelina +A	
S5 19 SHOKHINA Anna	S6 26 DERGACHEVA Elena	S4 18 SOSINA Olga +A
29 NIKOLAEVA Ekaterina		21 SHCHUKINA Ann
9 VAFINA Alexandra	10 BELYAKOVA Liudmila	8 GAVRILOVA Iya +C
13 ANANINA Ekaterina		12 PECHNIKOVA Mariia
17 LEBEDEVA Ekaterina	14 BULATOVA Diana	15 PAVLOVA Valeriia
3 VORONTKOVA Natalia		16 KIRILENKO Maria
7 DYUPINA Evgenia	25 SILINA Elena	27 MITROFANOVA Elina

Team: CAN - Canada (white)

Head Coach: ULYANKIN Alexander

S1 1 ROUSSEAU-SIROIS Elodie		
30 KESTERIS Nicole		
S2 10 CASORSO Sarah	S3 14 FOURACRES Brittney	
S4 12 LITCHFIELD-MEDD Maggie	S5 21 McHAFFIE Morgan +A	S6 22 BARKER Ariane
11 GOSLING Katelyn		23 MANTHA Elizabeth
29 KAMPJES Jessica	7 NORMORE Alexa +A	27 ODDY Daley
17 VISSER Keirstin		13 FLINTON Julia
19 BROOKER Laura +C	8 HOUSTON Tess	25 MACKNIGHT Jenny
20 LANCELEVE Breanna	2 POLCI Bree	6 FICKEL Jessica

LEGEND

Sn Starting position +A Assistant captain +C Captain

Changed Assistant Captain Team Canada

Timing and Results provided by **TISSOT**



Game Summary

RUS - CAN 3 - 0 (0 - 0, 1 - 0, 2 - 0)

Spectators	Referee(s)	Linesmen
2153	KETONEN Kaisa (FIN)	ANGERER Bettina (AUT) , PAGON Natasa (SLO)

Team Statistics

Period	Score	SVS	SOG	PIM	TPP	PPG	SHG
1	0 : 0	12 : 13	13 : 12	2 : 4	03:59 : 01:59	0 : 0	0 : 0
2	1 : 0	13 : 10	11 : 13	10 : 6	02:15 : 05:35	0 : 0	0 : 0
3	2 : 0	15 : 8	10 : 15	10 : 8	04:17 : 05:37	1 : 0	0 : 0
Total	3 : 0	40 : 31	34 : 40	22 : 18	10:31 : 13:11	1 : 0	0 : 0

1st Period

Action	Time	ET/Res	Team	Type	No	Name	(G)	Name of Assistant(s) / Action Description
GK	00:00		RUS		20	LESKINA Y		- Goalkeeper in
GK	00:00		CAN		1	ROUSSEAU-SIROIS E		- Goalkeeper in
Penalty	08:06	10:06	RUS	2 min.	22	BATALOVA M		- Slashing
Penalty	10:05	12:05	CAN	2 min.	20	LANCELEVE B		- Illegal Hit
Penalty	12:44	14:44	CAN	2 min.	29	KAMPJES J		- Interference

2nd Period

Action	Time	ET/Res	Team	Type	No	Name	(G)	Name of Assistant(s) / Action Description
Penalty	20:22	22:22	RUS	2 min.	2	GONCHARENKO A		- Slashing
Penalty	21:12	23:12	CAN	2 min.	21	McHAFFIE M		- High Sticking
Goal	22:16	1 : 0	RUS	EQ	19	SHOKHINA A	(6)	26 DERGACHEVA E On Ice RUS 20 18 19 22 26 22 BATALOVA M CAN 1 8 10 11 29
Penalty	22:37	24:37	RUS	2 min.	2	GONCHARENKO A		- Illegal Hit
Penalty	23:57	25:57	RUS	2 min.	22	BATALOVA M		- Holding an opponent
Penalty	29:35	31:35	CAN	2 min.	2	POLCI B		- Hooking
Penalty	29:35	31:35	RUS	2 min.	8	GAVRILOVA I		- Illegal Hit
Penalty	31:38	33:38	CAN	2 min.	11	GOSLING K		- Roughing
Penalty	33:57	35:57	RUS	2 min.	21	SHCHUKINA A		- Roughing

3rd Period

Action	Time	ET/Res	Team	Type	No	Name	(G)	Name of Assistant(s) / Action Description
Penalty	43:05	43:49	CAN	2 min.	12	LITCHFIELD-MEDD M		- Interference
Goal	43:49	2 : 0	RUS	PP1	19	SHOKHINA A	(7)	18 SOSINA O On Ice RUS 20 2 8 18 19 26 * 8 GAVRILOVA I CAN 1 8 10 14 19
Penalty	44:11	46:11	RUS	2 min.	8	GAVRILOVA I		- Slashing
Penalty	44:50	46:50	RUS	2 min.	18	SOSINA O		- Slashing
Time-out	44:50		CAN					
Penalty	46:07	48:07	CAN	2 min.	27	ODDY D		- Slashing
Penalty	46:07	48:07	RUS	2 min.	17	LEBEDEVA E		- Cross-Checking
Penalty	48:55	50:55	RUS	2 min.	22	BATALOVA M		- Cross-Checking
Goal	52:06	3 : 0	RUS	EQ	15	PAVLOVA V	(1)	9 VAFINA A On Ice RUS 20 9 10 12 13 15 CAN 1 8 10 17 20 27
Penalty	55:17	57:17	CAN	2 min.	22	BARKER A		- Slashing
Penalty	57:02	59:02	CAN	2 min.	25	MACKNIGHT J		- Holding an opponent
Penalty	58:50	60:00	RUS	2 min.	14	BULATOVA D		- Tripping
GK	58:50		CAN					1 ROUSSEAU-SIROIS E - Goalkeeper out
GK	60:00		RUS					20 LESKINA Y - Goalkeeper out

Goalkeeper Records

Team : RUS - Russian Federation

Team : CAN - Canada

No	Name	SOG	SVS	MIP	No	Name	SOG	SVS	MIP
20	LESKINA Yulia	40	40	60:00	1	ROUSSEAU-SIROIS Elodie	34	31	58:50
1	MOROZOVA Nadezda				30	KESTERIS Nicole			

Timing and Results provided by **TISSOT**



Game Statistics

Team : RUS (red)

Head Coach : REMPEL Jon

No	Pos	Name	G	A	P	PIM	FO+	FO-	FO+/-	FO%	Shots on Goal					+/-
											1	2	3	OT	TS	
2	D	GONCHARENKO Angelina +A	0	0	0	4	0	0	0	0.00	0	0	1		1	0
18	F	SOSINA Olga +A	0	1	1	2	2	0	2	100.00	2	3	2		7	+1
19	F	SHOKHINA Anna	2	0	2	0	2	7	-5	22.22	6	3	1		10	+1
22	D	BATALOVA Mariia	0	1	1	6	0	0	0	0.00	2	0	0		2	+1
26	F	DERGACHEVA Elena	0	1	1	0	5	17	-12	22.73	0	3	0		3	+1
8	F	GAVRILOVA Iya +C	0	1	1	4	4	1	3	80.00	1	0	1		2	0
9	F	VAFINA Alexandra	0	1	1	0	0	0	0	0.00	0	0	1		1	+1
10	F	BELYAKOVA Liudmila	0	0	0	0	9	14	-5	39.13	1	0	2		3	+1
21	D	SHCHUKINA Ann	0	0	0	2	0	0	0	0.00	0	1	0		1	0
29	D	NIKOLAEVA Ekaterina	0	0	0	0	0	0	0	0.00	0	1	0		1	0
12	D	PECHNIKOVA Mariia	0	0	0	0	0	0	0	0.00	1	0	0		1	+1
13	D	ANANINA Ekaterina	0	0	0	0	0	0	0	0.00	0	0	0		0	+1
14	F	BULATOVA Diana	0	0	0	2	2	6	-4	25.00	0	0	0		0	0
15	F	PAVLOVA Valeriia	1	0	1	0	0	1	-1	0.00	0	0	2		2	+1
17	F	LEBEDEVA Ekaterina	0	0	0	2	0	2	-2	0.00	0	0	0		0	0
3	D	VORONTCOVA Natalia	0	0	0	0	0	0	0	0.00	0	0	0		0	0
7	F	DYUPINA Evgenia	0	0	0	0	0	0	0	0.00	0	0	0		0	0
16	F	KIRILENKO Maria	0	0	0	0	0	0	0	0.00	0	0	0		0	0
25	F	SILINA Elena	0	0	0	0	0	0	0	0.00	0	0	0		0	0
27	F	MITROFANOVA Elina	0	0	0	0	0	0	0	0.00	0	0	0		0	0
1	GK	MOROZOVA Nadezda	0	0	0	0					0	0	0		0	
20	GK	LESKINA Yulia	0	0	0	0					0	0	0		0	
Total			3	5	8	22	24	48	-24	33.33	13	11	10		34	

Team : CAN (white)


Head Coach : ULYANKIN Alexander

No	Pos	Name	G	A	P	PIM	FO+	FO-	FO+/-	FO%	Shots on Goal					+/-
											1	2	3	OT	TS	
10	D	CASORSO Sarah	0	0	0	0	0	0	0	0.00	0	2	1		3	-2
12	F	LITCHFIELD-MEDD Maggie	0	0	0	2	0	1	-1	0.00	1	1	2		4	0
14	D	FOURACRES Brittny	0	0	0	0	0	0	0	0.00	0	0	1		1	0
21	F	McHAFFIE Morgan +A	0	0	0	2	14	9	5	60.87	1	0	0		1	0
22	F	BARKER Ariane	0	0	0	2	0	1	-1	0.00	2	0	1		3	0
7	F	NORMORE Alexa +A	0	0	0	0	11	4	7	73.33	0	0	0		0	0
11	D	GOSLING Katelyn	0	0	0	2	0	0	0	0.00	0	0	0		0	-1
23	D	MANTHA Elizabeth	0	0	0	0	0	0	0	0.00	0	1	0		1	0
27	F	ODDY Daley	0	0	0	2	0	0	0	0.00	1	3	5		9	-1
29	F	KAMPJES Jessica	0	0	0	2	0	2	-2	0.00	2	1	0		3	-1
8	F	HOUSTON Tess	0	0	0	0	15	1	14	93.75	0	1	0		1	-2
13	D	FLINTON Julia	0	0	0	0	0	0	0	0.00	1	1	1		3	0
17	D	VISSER Keirstin	0	0	0	0	0	0	0	0.00	1	2	2		5	-1
19	F	BROOKER Laura +C	0	0	0	0	0	0	0	0.00	2	0	1		3	0
25	F	MACKNIGHT Jenny	0	0	0	2	1	0	1	100.00	0	0	0		0	0
2	F	POLCI Bree	0	0	0	2	0	3	-3	0.00	0	0	0		0	0
6	F	FICKEL Jessica	0	0	0	0	7	3	4	70.00	0	0	1		1	0
20	F	LANCELEVE Breanna	0	0	0	2	0	0	0	0.00	1	1	0		2	-1
1	GK	ROUSSEAU-SIROIS Elodie	0	0	0	0					0	0	0		0	
30	GK	KESTERIS Nicole	0	0	0	0					0	0	0		0	
Total			0	0	0	18	48	24	24	66.67	12	13	15		40	



LEGEND

(G) Goals in tournament	* does not count for Plus/minus	+/- Plus/minus net	+A Assistant captain
+C Captain	A Assists	D Defence	EQ Equal strength
ET/Res Penalty end time/Result of game	F Forward	FO- Face-offs lost	FO% Face-offs won as percentage
FO+ Face-offs won	FO+/- Face-offs net	G Goals	GK Goalkeeper
MIP Minutes in play (GK)	No Jersey number	OT Overtime	P Points
PIM Penalties in minutes	Pos Position	PP1 Power play - 1 player	PPG Power play goals
SHG Shorthanded goals	SOG Shots on goal	SVS Saves	TPP Time on power play
TS Total shots			

Timing and Results provided by  TISSOT



Shot Chart

RUS - CAN

Shots by CAN


Goals (o): 0 SSG (+): 12
SSP (-): 4 SPG (-): 2



GK 20 of RUS

Shots by RUS

Goals (o): 1 SSG (+): 10
SSP (-): 5 SPG (-): 5



GK 1 of CAN

Shots by CAN

Goals (o): 0 SSG (+): 15
SSP (-): 7 SPG (-): 2

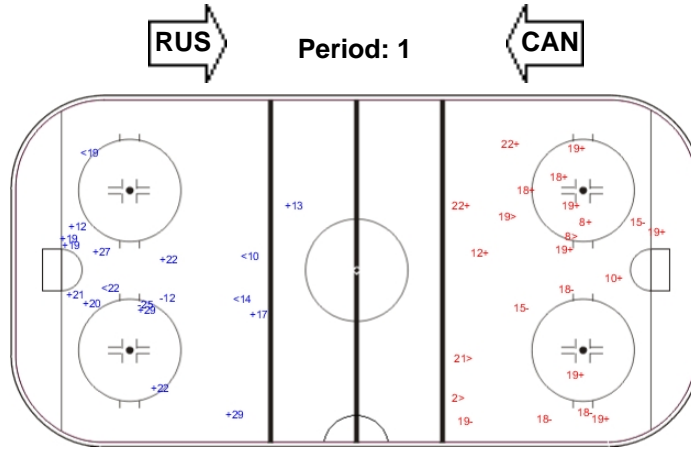


GK 20 of RUS

LEGEND

GK Goalkeeper **SPG** Shots past goal **SSG** Shots saved by goalkeeper **SSP** Shots saved by player

Period: 1



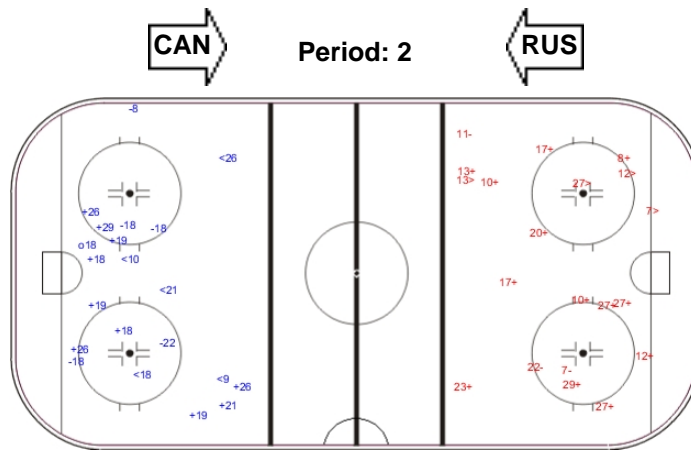
Shots by RUS

Goals (o): 0 SSG (+): 13
SSP (-): 4 SPG (-): 6



GK 1 of CAN

Period: 2



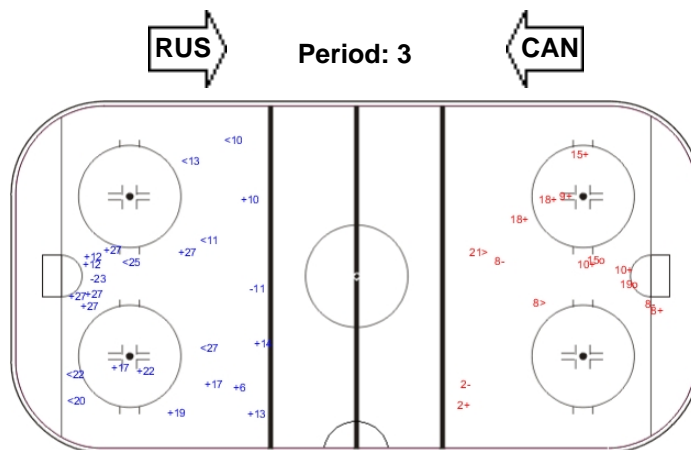
Shots by CAN

Goals (o): 0 SSG (+): 13
SSP (-): 4 SPG (-): 3




GK 20 of RUS

Period: 3



Shots by RUS

Goals (o): 2 SSG (+): 8
SSP (-): 2 SPG (-): 3



GK 1 of CAN



Face-off Chart

RUS - CAN

PERIOD 1

	RUS		CAN		RUS		CAN		RUS		CAN	
	Def. zone	Att. zone	Neutral zone		Att. zone	Def. zone	Neutral zone		Att. zone	Def. zone	Neutral zone	
	- 26	+ 21	+ 26	- 21	- 10	+ 7						
	- 26	+ 8	- 10	+ 25	- 19	+ 21						
	+ 8	- 7	- 26	+ 6	- 14	+ 8						
			- 26	+ 8	- 10	+ 7						
			- 14	+ 8	+ 26	- 21						
					- 26	+ 8						
					- 26	+ 21						
					- 26	+ 6						
					- 14	+ 8						
					- 26	+ 8						
					+ 10	- 12						
					- 10	+ 21						
Total wins / period	1 / 33%	2 / 67%	1 / 20%	4 / 80%	2 / 17%	10 / 83%	Total wins all zones		4 / 20%	16 / 80%		

PERIOD 2

	RUS		CAN		RUS		CAN		RUS		CAN	
	Def. zone	Att. zone	Neutral zone		Att. zone	Def. zone	Neutral zone		Att. zone	Def. zone	Neutral zone	
	- 19	+ 7	+ 26	- 21	- 26	+ 21						
	+ 8	- 21	+ 19	- 6	+ 8	- 29						
	+ 10	- 7	- 17	+ 6	- 14	+ 7						
	- 10	+ 6	+ 10	- 21	- 19	+ 7						
	- 19	+ 6			+ 10	- 6						
	+ 8	- 21			- 10	+ 6						
	- 10	+ 7			- 19	+ 8						
	- 19	+ 8			+ 10	- 2						
	+ 10	- 2			- 26	+ 21						
	- 26	+ 21			+ 10	- 8						
	+ 10	- 8			+ 10	- 2						
	+ 10	- 2			+ 18	- 29						
	+ 18	- 29			- 17	+ 7						
	- 17	+ 7			+ 10	- 6						
	+ 10	- 6			- 10	+ 8						
	- 10	+ 8			- 10	+ 7						
	- 10	+ 7										
Total wins / period	8 / 47%	9 / 53%	3 / 75%	1 / 25%	2 / 29%	5 / 71%	Total wins all zones		13 / 46%	15 / 54%		

PERIOD 3

	RUS		CAN		RUS		CAN		RUS		CAN	
	Def. zone	Att. zone	Neutral zone		Att. zone	Def. zone	Neutral zone		Att. zone	Def. zone	Neutral zone	
	+ 14	- 21	- 26	+ 21	- 26	+ 8						
	- 26	+ 8	+ 10	- 7	+ 19	- 22						
	- 10	+ 21	- 10	+ 21	- 10	+ 7						
	+ 26	- 21	- 26	+ 21	- 14	+ 21						
	+ 14	- 7	- 26	+ 21	- 26	+ 6						
	- 8	+ 21			- 19	+ 21						
Total wins / period							Total wins all zones		7 / 29%	17 / 71%		



	+ 18	- 21			- 26	+ 8
	+ 26	- 2			- 10	+ 8
	- 10	+ 8			- 14	+ 7
	- 15	+ 7				
	5 / 50%	5 / 50%	1 / 20%	4 / 80%	1 / 11%	8 / 89%

TOTAL

Total wins / game	RUS	CAN	Neutral zone		RUS	CAN	Total wins all zones	
	Def. zone	Att. zone			Att. zone	Def. zone	RUS	CAN
	14 / 47%	16 / 53%	5 / 36%	9 / 64%	5 / 18%	23 / 82%	24 / 33%	48 / 67%



HEAD TO HEAD

	CAN										Tot	wins RUS	Dz	Nz	Az
	No.	2	6	7	8	12	21	22	25	29					
RUS	8			1 - 0			2 - 1			1 - 0	5	4 80%	3 75%		1 100%
	10	2 - 0	2 - 2	2 - 5	1 - 3	1 - 0	1 - 3		0 - 1		23	9 39%	5 45%	2 50%	2 25%
	14			1 - 2	0 - 3		1 - 1				8	2 25%	2 100%	0 0%	0 0%
	15			0 - 1							1	0 0%	0 0%		
	17		0 - 1	0 - 1							2	0 0%	0 0%	0 0%	
	18						1 - 0			1 - 0	2	2 100%	2 100%		
	19		1 - 1	0 - 2	0 - 2		0 - 2	1 - 0			9	2 22%	0 0%	1 100%	1 20%
	26	1 - 0	0 - 3		0 - 7		4 - 7				22	5 23%	2 33%	2 29%	1 11%
Tot	3	10	15	16	1	23	1	1	2	72	24 33%	14 47%	5 36%	5 18%	
wins CAN	0 0%	7 70%	11 73%	15 94%	0 0%	14 61%	0 0%	1 100%	0 0%	48 67%					
Dz		3 75%	6 100%	8 100%	0 0%	6 86%	0 0%		0 0%	23 82%					
Nz		2 67%	0 0%	2 100%		4 57%		1 100%		9 64%					
Az	0 0%	2 67%	5 63%	5 83%		4 44%			0 0%	16 53%					

LEGEND

Az Attacking zone **Dz** Defending zone **Nz** Neutral zone **Tot** Total face-offs played

Timing and Results provided by **TISSOT**



Game Roster

JPN - CHN

Referee(s)

FUCHSEL Maria Raabye (DEN)

Linesmen

ANDERSSON Liv (SWE) , DINANT Marine (BEL)

Goalkeepers

Team: JPN

No	Name	GP	MIP	GA	SVS	SOG	SVS%	GAA
1	FUJIMOTO Nana	4	200:00	6	66	72	91.67	1.80
20	KOMURA Yuuri	3	00:00	0	0	0	0.00	0.00
25	YOSHIDA Amika	1	40:00	0	4	4	100.00	0.00

Team Roster

Team: JPN (black)

No	Pos	Name	GP	G	A	PTS	PIM	+/-
1	GK	FUJIMOTO Nana	4	0	0	0	0	
2	D	KOIKE Shiori	4	1	1	2	0	-1
3	D	FUJIMOTO Nachi +A	4	0	1	1	0	+4
4	D	TOKO Ayaka	4	1	1	2	0	+1
5	D	YOSHIDA Miyuka	4	0	1	1	0	+4
6	D	SUZUKI Sena +A	4	2	1	3	2	+2
7	D	HORI Mika	4	1	0	1	0	0
10	F	YONEYAMA Haruna	4	1	7	8	6	+3
11	F	MORII Mai	4	1	2	3	2	0
12	F	OSAWA Chiho +C	4	2	2	4	2	+1
13	F	FUJIMOTO Moeko	4	2	1	3	0	0
14	F	YUYAMA Seika	1	0	0	0	0	0
15	F	TOUMA Miyou	4	0	0	0	0	+1
16	F	NOTOYA Yui	4	1	0	1	2	+1
17	F	OTA Yukina	4	1	0	1	4	+2
18	F	MORITAKE Runa	4	2	0	2	2	+1
19	F	OHASHI Asami	4	0	2	2	4	+2
20	GK	KOMURA Yuuri	3	0	0	0	0	
21	F	IWASAKI Mayu	4	2	0	2	4	+1
22	F	SUGISAWA Nene	4	0	1	1	0	+2
23	F	SAKAMOTO Rio	4	1	3	4	4	+1
25	GK	YOSHIDA Amika	1	0	0	0	0	

Head Coach: KASAHARA Yujiro

Team: CHN

No	Name	GP	MIP	GA	SVS	SOG	SVS%	GAA
1	LIU Yuchan	3	27:19	0	7	7	100.00	0.00
19	WANG Yuqing	4	171:01	7	104	111	93.69	2.46
20	YANG Jiaqi	1	41:25	5	32	37	86.49	7.24


Team: CHN (white)

No	Pos	Name	GP	G	A	PTS	PIM	+/-
1	GK	LIU Yuchan	3	0	0	0	0	
2	F	FANG Xin	4	3	4	7	2	+7
4	F	ZHANG Chi	4	0	1	1	4	-2
5	F	GUAN Yingying	4	0	0	0	2	0
6	D	LIU Zhixin	4	3	2	5	2	+7
7	F	ZHANG Mengying +A	4	2	3	5	6	+6
8	D	DENG Di	4	0	0	0	2	+5
9	D	XIAO Jinqiu	3	0	0	0	0	0
10	F	HE Xin	4	2	1	3	0	-3
11	D	ZHAO Qinan	4	0	2	2	6	-2
12	F	LU Shuang	4	1	1	2	8	-3
13	F	DU Jiayao	4	0	1	1	0	+1
14	F	FU Kexin	4	0	0	0	0	0
15	F	KONG Minghui +C	4	3	2	5	4	+9
16	F	LYU Yue	4	0	0	0	0	-2
17	D	LIU Siyang	4	0	0	0	0	0
18	D	WEN Lu	4	0	0	0	8	-4
19	GK	WANG Yuqing	4	0	0	0	0	
20	GK	YANG Jiaqi	1	0	0	0	0	
21	D	WANG Lu	0	0	0	0	0	0
22	F	JU Jingwen	4	0	0	0	0	0

Head Coach: WANG Fuquan

LEGEND

A Assists	D Defence	F Forward	G Goals
GA Goals against	GAA Goals against as average per 60 minutes	GK Goalkeeper	GP Games played
MIP Minutes and seconds played	No Jersey number	PIM Penalties in minutes	Pos Position
PTS Points	SOG Shots on goal	SVS Saves	SVS% Saves in percentage
+/- Plus/minus net	+A Assistant captain	+C Captain	

Timing and Results provided by  TISSOT



Line-ups

JPN - CHN

Referee(s)

FUCHSEL Maria Raabye (DEN)

Linesmen

ANDERSSON Liv (SWE) , DINANT Marine (BEL)

Goalkeepers

Team: JPN

No Name

1 FUJIMOTO Nana
20 KOMURA Yuuri

Team Line-ups

Team: JPN (black)

No Pos Name

2 D	KOIKE Shiori
4 D	TOKO Ayaka
10 F	YONEYAMA Haruna
12 F	OSAWA Chiho +C
13 F	FUJIMOTO Moeko
6 D	SUZUKI Sena +A
7 D	HORI Mika
18 F	MORITAKE Runa
19 F	OHASHI Asami
23 F	SAKAMOTO Rio
3 D	FUJIMOTO Nachi +A
5 D	YOSHIDA Miyuka
11 F	MORII Mai
17 F	OTA Yukina
21 F	IWASAKI Mayu
14 F	YUYAMA Seika
15 F	TOUMA Miyou
16 F	NOTOYA Yui
22 F	SUGISAWA Nene

Head Coach: KASAHARA Yujiro

NOT DRESSED:

25 GK YOSHIDA Amika

Team: CHN

No Name

19 WANG Yuqing
1 LIU Yuchan

Team: CHN (white)

No Pos Name

6 D	LIU Zhixin
8 D	DENG Di
2 F	FANG Xin
7 F	ZHANG Mengying +A
15 F	KONG Minghui +A
11 D	ZHAO Qinan
18 D	WEN Lu
4 F	ZHANG Chi
10 F	HE Xin
12 F	LU Shuang
9 D	XIAO Jinqiu +C
17 D	LIU Siyang
13 F	du Jiayao
16 F	LYU Yue
22 F	JU Jingwen
5 F	GUAN Yingying
14 F	FU Kexin

Head Coach: WANG Fuquan

NOT DRESSED:

20 GK YANG Jiaqi
21 D WANG Lu

LEGEND

D	Defence	F	Forward	No	Jersey number	Pos	Position
+A	Assistant captain	+C	Captain				

Timing and Results provided by **TISSOT**



Graphical Line-ups

JPN - CHN

Referee(s)

FUCHSEL Maria Raabye (DEN)

Linesmen

ANDERSSON Liv (SWE) , DINANT Marine (BEL)

Team: JPN - Japan (black)

Head Coach: KASAHARA Yujiro

S1 1 FUJIMOTO Nana		
20 KOMURA Yuuri		
S2 2 KOIKE Shiori	S3 4 TOKO Ayaka	
S6 13 FUJIMOTO Moeko	S4 10 YONEYAMA Haruna	S5 12 OSAWA Chiho +C
6 SUZUKI Sena +A		7 HORI Mika
19 OHASHI Asami	23 SAKAMOTO Rio	18 MORITAKE Runa
5 YOSHIDA Miyuka		3 FUJIMOTO Nachi +A
17 OTA Yukina	21 IWASAKI Mayu	11 MORII Mai
		22 SUGISAWA Nene
15 TOUMA Miyou	16 NOTOYA Yui	14 YUYAMA Seika

Team: CHN - China P.R. (white)

Head Coach: WANG Fuquan

S1 19 WANG Yuqing		
1 LIU Yuchan		
S3 8 DENG Di	S2 6 LIU Zhixin	
S6 15 KONG Minghui +A	S4 2 FANG Xin	S5 7 ZHANG Mengying +A
18 WEN Lu		11 ZHAO Qinan
10 HE Xin	12 LU Shuang	4 ZHANG Chi
17 LIU Siyang		9 XIAO Jinjiu +C
13 du Jiayao	16 LYU Yue	22 JU Jingwen
14 FU Kexin	5 GUAN Yingying	

LEGEND

Sn Starting position

+A Assistant captain

+C Captain

Timing and Results provided by **TISSOT**



Game Summary

JPN - CHN 3 - 1 (1 - 1, 1 - 0, 1 - 0)

Spectators	Referee(s)	Linesmen
350	FUCHSEL Maria Raabye (DEN)	ANDERSSON Liv (SWE) , DINANT Marine (BEL)

Team Statistics

Period	Score	SVS	SOG	PIM	TPP	PPG	SHG
1	1 : 1	3 : 2	3 : 4	29 : 6	03:54 : 03:28	1 : 1	0 : 0
2	1 : 0	2 : 7	8 : 2	2 : 2	02:00 : 05:00	0 : 0	0 : 0
3	1 : 0	5 : 13	14 : 5	2 : 2	02:00 : 02:00	0 : 0	0 : 0
Total	3 : 1	10 : 22	25 : 11	33 : 10	07:54 : 10:28	1 : 1	0 : 0

1st Period

Action	Time	ET/Res	Team	Type	No	Name	(G)	Name of Assistant(s) / Action Description
GK	00:00		JPN		1	FUJIMOTO N		- Goalkeeper in
GK	00:00		CHN		19	WANG Y		- Goalkeeper in
Penalty	01:54	03:54	CHN	2 min.	18	WEN L		- Holding an opponent
Penalty	08:59	10:53	CHN	2 min.	2	FANG X		- Holding an opponent
Goal	10:53	1 : 0	JPN	PP1	7	HORI M	(2)	18 MORITAKE R On Ice JPN 1 6 7 11 18 23 11 MORII M CHN 19 7 8 10 15 *
Penalty	11:47	13:29	JPN	2 min.	19	OHASHI A		- Hooking
Penalty	13:15	15:15	JPN	2 min.	3	FUJIMOTO N		- Interference
Goal	13:29	1 : 1	CHN	PP2	12	LU S	(2)	6 LIU Z On Ice JPN 1 2 4 10 15 KONG M CHN 19 2 6 7 12 15 *
Penalty	19:07	21:07	CHN	2 min.	6	LIU Z		- Cross-Checking
Penalty	19:07	60:00	JPN	25 min.	21	IWASAKI M		- Kicking / Served by: 16 NOTOYA Y

2nd Period

Action	Time	ET/Res	Team	Type	No	Name	(G)	Name of Assistant(s) / Action Description
Goal	27:27	2 : 1	JPN	EQ	2	KOIKE S	(2)	10 YONEYAMA H On Ice JPN 1 2 5 10 17 18 CHN 19 4 6 8 10 12
Penalty	28:13	30:13	CHN	2 min.	7	ZHANG M		- Hooking
Penalty	31:45	33:45	JPN	2 min.	4	TOKO A		- Tripping

3rd Period

Action	Time	ET/Res	Team	Type	No	Name	(G)	Name of Assistant(s) / Action Description
Goal	53:17	3 : 1	JPN	EQ	18	MORITAKE R	(3)	23 SAKAMOTO R On Ice JPN 1 3 6 18 19 23 10 YONEYAMA H CHN 19 2 6 10 11 12
Penalty	54:14	56:14	JPN	2 min.	10	YONEYAMA H		- High Sticking
Time-out	57:11		CHN					
Penalty	57:45	59:45	CHN	2 min.	15	KONG M		- Hooking
GK	60:00		JPN					1 FUJIMOTO N - Goalkeeper out
GK	60:00		CHN					19 WANG Y - Goalkeeper out

Goalkeeper Records

Team : JPN - Japan

No	Name	SOG	SVS	MIP
1	FUJIMOTO Nana	11	10	60:00
20	KOMURA Yuuri			

Team : CHN - China P.R.


No	Name	SOG	SVS	MIP
19	WANG Yuqing	25	22	60:00
1	LIU Yuchan			

Game Statistics

Team : JPN (black)

Head Coach : KASAHARA Yujiro

No	Pos	Name								Shots on Goal					+/-	
			G	A	P	PIM	FO+	FO-	FO+/-	FO%	1	2	3	OT		TS
2	D	KOIKE Shiori	1	0	1	0	0	0	0	0.00	0	1	2		3	+1
4	D	TOKO Ayaka	0	0	0	2	0	0	0	0.00	1	0	0		1	0
10	F	YONEYAMA Haruna	0	2	2	2	18	8	10	69.23	0	2	3		5	+1
12	F	OSAWA Chiho +C	0	0	0	0	0	2	-2	0.00	1	1	2		4	0

Timing and Results provided by  TISSOT



Head Coach : KASAHARA Yujiro												Shots on Goal				
No	Pos	Name	G	A	P	PIM	FO+	FO-	FO+/-	FO%	1	2	3	OT	TS	+/-
13	F	FUJIMOTO Moeko	0	0	0	0	0	1	-1	0.00	0	0	2		2	0
6	D	SUZUKI Sena +A	0	0	0	0	0	0	0	0.00	0	0	0		0	+1
7	D	HORI Mika	1	0	1	0	0	0	0	0.00	0	2	1		3	0
18	F	MORITAKE Runa	1	1	2	0	0	0	0	0.00	1	0	1		2	+2
19	F	OHASHI Asami	0	0	0	2	0	1	-1	0.00	0	0	0		0	+1
23	F	SAKAMOTO Rio	0	1	1	0	13	0	13	100.00	0	0	0		0	+1
3	D	FUJIMOTO Nachi +A	0	0	0	2	0	0	0	0.00	0	0	1		1	+1
5	D	YOSHIDA Miyuka	0	0	0	0	0	0	0	0.00	0	0	0		0	+1
11	F	MORII Mai	0	1	1	0	3	4	-1	42.86	0	0	1		1	0
17	F	OTA Yukina	0	0	0	0	0	0	0	0.00	0	0	0		0	+1
21	F	IWASAKI Mayu	0	0	0	25	2	1	1	66.67	0	0	0		0	0
14	F	YUYAMA Seika	0	0	0	0	0	0	0	0.00	0	0	1		1	0
15	F	TOUMA Miyou	0	0	0	0	0	0	0	0.00	0	0	0		0	0
16	F	NOTOYA Yui	0	0	0	0	0	0	0	0.00	0	0	0		0	0
22	F	SUGISAWA Nene	0	0	0	0	0	0	0	0.00	0	2	0		2	0
1	GK	FUJIMOTO Nana	0	0	0	0					0	0	0		0	
20	GK	KOMURA Yuuri	0	0	0	0					0	0	0		0	
Total			3	5	8	33	36	17	19	67.92	3	8	14		25	

Team : CHN (white)

Head Coach : WANG Fuquan												Shots on Goal				
No	Pos	Name	G	A	P	PIM	FO+	FO-	FO+/-	FO%	1	2	3	OT	TS	+/-
2	F	FANG Xin	0	0	0	2	10	8	2	55.56	0	0	1		1	-1
6	D	LIU Zhixin	0	1	1	2	0	0	0	0.00	1	1	0		2	-2
7	F	ZHANG Mengying +A	0	0	0	2	0	4	-4	0.00	0	1	1		2	0
8	D	DENG Di	0	0	0	0	0	0	0	0.00	0	0	0		0	-1
15	F	KONG Minghui +A	0	1	1	2	0	3	-3	0.00	0	0	2		2	0
4	F	ZHANG Chi	0	0	0	0	0	0	0	0.00	0	0	0		0	-1
10	F	HE Xin	0	0	0	0	1	2	-1	33.33	1	0	1		2	-2
11	D	ZHAO Qinan	0	0	0	0	0	0	0	0.00	0	0	0		0	-1
12	F	LU Shuang	1	0	1	0	2	9	-7	18.18	2	0	0		2	-2
18	D	WEN Lu	0	0	0	2	0	0	0	0.00	0	0	0		0	0
9	D	XIAO Jinqiu +C	0	0	0	0	0	0	0	0.00	0	0	0		0	0
13	F	du Jiayao	0	0	0	0	0	0	0	0.00	0	0	0		0	0
16	F	LYU Yue	0	0	0	0	4	10	-6	28.57	0	0	0		0	0
17	D	LIU Siyang	0	0	0	0	0	0	0	0.00	0	0	0		0	0
22	F	JU Jingwen	0	0	0	0	0	0	0	0.00	0	0	0		0	0
5	F	GUAN Yingying	0	0	0	0	0	0	0	0.00	0	0	0		0	0
14	F	FU Kexin	0	0	0	0	0	0	0	0.00	0	0	0		0	0
1	GK	LIU Yuchan	0	0	0	0					0	0	0		0	
19	GK	WANG Yuqing	0	0	0	0					0	0	0		0	
Total			1	2	3	10	17	36	-19	32.08	4	2	5		11	

LEGEND

(G) Goals in tournament	* does not count for Plus/minus	+/- Plus/minus net	+A Assistant captain
+C Captain	A Assists	D Defence	EQ Equal strength
ET/Res Penalty end time/Result of game	F Forward	FO- Face-offs lost	FO% Face-offs won as percentage
FO+ Face-offs won	FO+/- Face-offs net	G Goals	GK Goalkeeper
MIP Minutes in play (GK)	No Jersey number	OT Overtime	P Points
PIM Penalties in minutes	Pos Position	PP1 Power play - 1 player	PP2 Power play - 2 players
PPG Power play goals	SHG Shorthanded goals	SOG Shots on goal	SVS Saves
TPP Time on power play	TS Total shots		

Timing and Results provided by **TISSOT**



Shot Chart

JPN - CHN

Shots by CHN


Goals (o): 1 SSG (+): 3
SSP (-): 3 SPG (-): 1



GK 1 of JPN

Shots by JPN

Goals (o): 1 SSG (+): 7
SSP (-): 7 SPG (-): 0



GK 19 of CHN

Shots by CHN

Goals (o): 0 SSG (+): 5
SSP (-): 1 SPG (-): 1



GK 1 of JPN

Shots by JPN

Goals (o): 1 SSG (+): 2
SSP (-): 7 SPG (-): 5



GK 19 of CHN

Shots by CHN

Goals (o): 0 SSG (+): 2
SSP (-): 6 SPG (-): 1



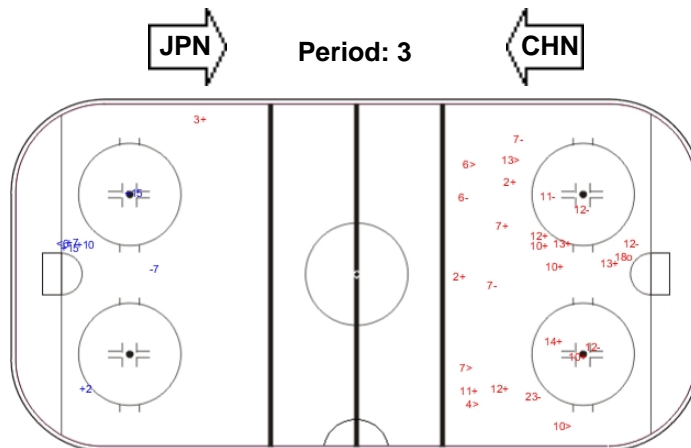
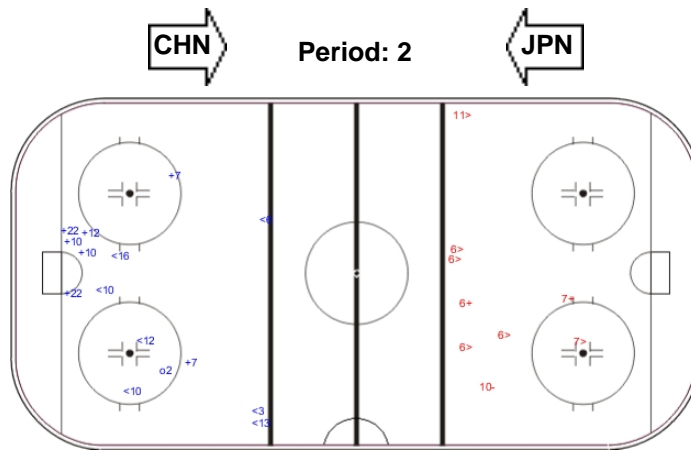
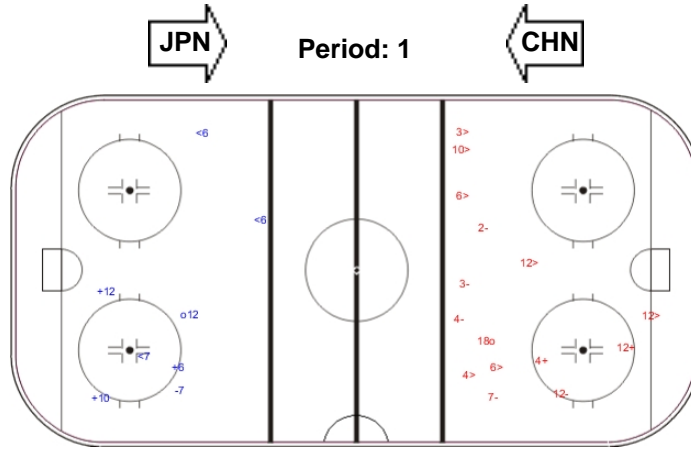
GK 1 of JPN

Shots by JPN

Goals (o): 1 SSG (+): 13
SSP (-): 5 SPG (-): 8



GK 19 of CHN



LEGEND

GK Goalkeeper **SPG** Shots past goal **SSG** Shots saved by goalkeeper **SSP** Shots saved by player

Timing and Results provided by **TISSOT**



Face-off Chart

JPN - CHN

PERIOD 1

	JPN	CHN	Neutral zone		JPN	CHN	Total wins all zones			
	Def. zone	Att. zone	JPN	CHN	Att. zone	Def. zone	JPN	CHN		
	+ 23	- 12	+ 10	- 2	+ 10	- 15	14 / 82%	3 / 18%		
	+ 21	- 16	+ 23	- 7	- 10	+ 2				
	+ 10	- 16	- 21	+ 16	+ 10	- 15				
	+ 23	- 10	+ 10	- 12	+ 21	- 16				
	+ 10	- 2			+ 10	- 7				
	+ 10	- 2								
	- 10	+ 2								
	+ 10	- 10								
Total wins / period	7 / 88%	1 / 12%	3 / 75%	1 / 25%	4 / 80%	1 / 20%				

PERIOD 2

	JPN	CHN	Neutral zone		JPN	CHN	Total wins all zones	
	Def. zone	Att. zone	JPN	CHN	Att. zone	Def. zone	JPN	CHN
	- 12	+ 2	- 10	+ 2	+ 10	- 2	10 / 50%	10 / 50%
	+ 10	- 12	- 13	+ 12	+ 23	- 12		
	+ 10	- 12	- 11	+ 16	- 10	+ 2		
	+ 10	- 2	- 10	+ 2	+ 23	- 16		
	- 11	+ 10	+ 23	- 16				
			+ 11	- 16				
			+ 23	- 16				
			- 12	+ 2				
			- 11	+ 16				
			+ 23	- 16				
Total wins / period	3 / 60%	2 / 40%	4 / 36%	7 / 64%	3 / 75%	1 / 25%		

PERIOD 3

	JPN	CHN	Neutral zone		JPN	CHN	Total wins all zones	
	Def. zone	Att. zone	JPN	CHN	Att. zone	Def. zone	JPN	CHN
	+ 23	- 16	+ 10	- 12	+ 23	- 12	12 / 75%	4 / 25%
	- 19	+ 2	- 11	+ 16	+ 10	- 2		
			+ 10	- 15	+ 23	- 7		
			+ 11	- 7	- 10	+ 12		
					+ 11	- 12		
					+ 10	- 16		
					+ 23	- 2		
					+ 10	- 12		
					+ 23	- 2		
					- 10	+ 2		
Total wins / period	1 / 50%	1 / 50%	3 / 75%	1 / 25%	8 / 80%	2 / 20%		

TOTAL



	JPN	CHN	JPN	CHN	JPN	CHN	Total wins all zones	
	Def. zone	Att. zone	Neutral zone		Att. zone	Def. zone	JPN	CHN
Total wins / game	11 / 73%	4 / 27%	10 / 53%	9 / 47%	15 / 79%	4 / 21%	36 / 68%	17 / 32%




HEAD TO HEAD

		CHN						Tot	wins JPN	Dz	Nz	Az
No.	2	7	10	12	15	16						
JPN	10	6 - 7	1 - 0	1 - 0	5 - 1	3 - 0	2 - 0	26	18 69%	7 88%	4 57%	7 64%
	11		1 - 0	0 - 1	1 - 0		1 - 3	7	3 43%	0 0%	2 40%	1 100%
	12	0 - 2						2	0 0%	0 0%	0 0%	
	13				0 - 1			1	0 0%		0 0%	
	19	0 - 1						1	0 0%	0 0%		
	21						2 - 1	3	2 67%	1 100%	0 0%	1 100%
	23	2 - 0	2 - 0	1 - 0	3 - 0		5 - 0	13	13 100%	3 100%	4 100%	6 100%
Tot	18	4	3	11	3	14	53	36 68%	11 73%	10 53%	15 79%	
wins CHN	10 56%	0 0%	1 33%	2 18%	0 0%	4 29%	17 32%					
Dz	3 43%	0 0%		1 20%	0 0%	0 0%	4 21%					
Nz	4 80%	0 0%		1 33%	0 0%	4 50%	9 47%					
Az	3 50%		1 33%	0 0%		0 0%	4 27%					

LEGEND

Az Attacking zone **Dz** Defending zone **Nz** Neutral zone **Tot** Total face-offs played

Timing and Results provided by  TISSOT



Tournament Progress

As of FRI 13 FEB 2015

Game	Group	Date	Time	Teams	Results	1	2	3	OT	GWS	Venue
10		TUE 10 FEB	20:30	KAZ - USA	2 - 3	1 - 0	1 - 1	0 - 1	0 - 1		Mulhacen Pavilion
13		THU 12 FEB	13:30	ESP - KAZ	0 - 10	0 - 4	0 - 2	0 - 4			Mulhacen Pavilion
16		FRI 13 FEB	13:30	USA - ESP	9 - 0	2 - 0	4 - 0	3 - 0			Mulhacen Pavilion

Rank (GR)	Team	GP	W	OTW	OTL	L	GDF	GF:GA	PTS
1	USA	2	1	1	0	0	+10	12 : 2	5
2	KAZ	2	1	0	1	0	+9	12 : 3	4
3	ESP	2	0	0	0	2	-19	0 : 19	0

NOTE

Rank within each group (GR) is based on points. For tie-break rules see 'Competition Format and Rules'.

LEGEND

1	1st period	2	2nd period	3	3rd period	GA	Goals against	GDF	Goal difference
GF	Goals for	GP	Games played	GR	Group rank	GWS	Game winning shot	L	Losses
OT	Overtime	OTL	Overtime loss	OTW	Overtime win	PTS	Points	W	Wins

Timing and Results provided by **TISSOT**



Game Roster

KAZ - USA

Referee(s)

MALA Gabriela (CZE)

Linesmen

McGURRY Danielle (CAN) , STREITOVA Tereza (CZE)

Goalkeepers

Team: KAZ

No	Name	GP	MIP	GA	SVS	SOG	SVS%	GAA
1	RAUSHANOVA Aizhan	2	120:00	19	110	129	85.27	9.50
20	MOZHAYEVA Tatyana	2	00:00	0	0	0	0.00	0.00

Team Roster

Team: KAZ (blue)

No	Pos	Name	GP	G	A	PTS	PIM	+/-
1	GK	RAUSHANOVA Aizhan	2	0	0	0	0	
2	D	MOLDABAY Dariya	2	0	0	0	2	-3
3	F	TURSYNOVA Madina	2	0	0	0	0	-4
4	F	ASHIMOVA Pernesh	2	0	0	0	2	-3
6	D	KHAMIMULDINOVA Azhar	2	0	0	0	8	-2
7	D	KUZNETSOVA Sofia	2	0	0	0	0	-2
8	F	FUX Alena +A	2	0	1	1	0	-5
9	F	FILIMONOVA Nadezhda	2	0	0	0	0	-1
10	F	SHEGEBAYEVA Aray	2	0	0	0	0	-5
11	F	TUKHTIYEVA Zarina +C	2	1	0	1	4	-4
12	F	RYSPEK Meruyert	2	1	0	1	2	-5
13	F	LIKHAUS Tatyana	2	0	0	0	0	-3
14	F	KALIULLA Aiya	2	0	0	0	0	0
15	D	NURGALIYEVA Galiya +A	2	0	0	0	0	-9
16	F	RAMAZANOVA Elvira	2	0	0	0	0	0
17	F	URPEKBAYEVA Saltanat	2	0	0	0	0	-1
18	D	MYNGZHASSAROVA Lazzat	2	0	0	0	0	0
19	F	FELZINK Karina	2	0	0	0	0	-5
20	GK	MOZHAYEVA Tatyana	2	0	0	0	0	
21	D	TULEUBAYEVA Assem	2	0	0	0	0	-7
22	F	OLZHABAYEVA Aida	2	0	0	0	0	-1
24	D	NURMUKHAMBETOVA Svetlana	2	0	0	0	0	0
29	F	SHANSHINA Kristina	0	0	0	0	0	0

Team: USA

No	Name	GP	MIP	GA	SVS	SOG	SVS%	GAA
1	BARLOW Maria	3	120:00	3	23	26	88.46	1.50
30	NOSANOV Caitlin	3	60:00	4	43	47	91.49	4.00

Team: USA (white)

No	Pos	Name	GP	G	A	PTS	PIM	+/-
1	GK	BARLOW Maria	3	0	0	0	0	
2	D	HARRINGTON Paige +A	3	0	3	3	4	+1
3	D	BORTOLUSSI Victoria	3	0	0	0	0	+1
4	D	ROBISON Corey	3	0	0	0	0	0
5	D	McGRATH Morgan	3	0	0	0	2	-2
6	D	THOMAS Whitney	3	0	1	1	0	+1
7	D	ANTOS Amanda	3	0	0	0	4	+1
8	D	LABOSSIERE Caleigh	3	1	0	1	2	+1
9	D	SMIDDY Madison	3	1	1	2	0	+4
10	F	BOOTH Rachael	3	0	0	0	0	0
11	F	KORZON Monica +C	3	0	0	0	0	+1
12	F	CHALIFOUX Eleanor	3	0	0	0	2	0
14	F	ABROMSON Amanda	3	0	3	3	0	0
15	F	FORD Emily	3	1	2	3	2	+2
16	F	WILLIAMS Hayley +A	3	1	2	3	2	+1
17	F	MOONEY Kaley	3	3	0	3	6	+2
18	F	O NEIL Molly	3	3	1	4	6	+2
19	F	MYERS Kendra	3	1	0	1	2	0
22	F	LEVESQUE Kristen	3	0	1	1	0	+2
23	F	CATLOW Cassandra	3	0	0	0	0	0
25	F	AUGUSTINE Katelyn	3	0	2	2	0	+1
30	GK	NOSANOV Caitlin	3	0	0	0	0	

LEGEND

A Assists	D Defence	F Forward	G Goals
GA Goals against	GAA Goals against as average per 60 minutes	GK Goalkeeper	GP Games played
MIP Minutes and seconds played	No Jersey number	PIM Penalties in minutes	Pos Position
PTS Points	SOG Shots on goal	SVS Saves	SVS% Saves in percentage
+/- Plus/minus net	+A Assistant captain	+C Captain	

Timing and Results provided by **TISSOT**



Line-ups

KAZ - USA

Referee(s)

MALA Gabriela (CZE)

Linesmen

McGURRY Danielle (CAN) , STREITOVA Tereza (CZE)

Goalkeepers

Team: KAZ

No Name

1 RAUSHANOVA Aizhan
20 MOZHAYEVA Tatyana

Team: USA

No Name

30 NOSANOV Caitlin
1 BARLOW Maria

Team Line-ups

Team: KAZ (blue)

No Pos Name

2	D	MOLDABAY Dariya
6	D	KHAMIMULDINOVA Azhar
3	F	TURSYNOVA Madina
8	F	FUX Alena +A
11	F	TUKHTIYEVA Zarina +C
7	D	KUZNETSOVA Sofia
15	D	NURGALIYEVA Galiya +A
4	F	ASHIMOVA Pernesh
10	F	SHEGEBAYEVA Aray
12	F	RYSPEK Meruyert
21	D	TULEUBAYEVA Assem
9	F	FILIMONOVA Nadezhda
13	F	LIKHAUS Tatyana
14	F	KALIULLA Aiya
19	F	FELZINK Karina
18	D	MYNGZHASSAROVA Lazzat
24	D	NURMUKHAMBETOVA Svetlana
16	F	RAMAZANOVA Elvira
17	F	URPEKBAYEVA Saltanat
22	F	OLZHABAYEVA Aida

No Pos Name

2	D	HARRINGTON Paige +A
7	D	ANTOS Amanda
14	F	ABROMSON Amanda
19	F	MYERS Kendra
23	F	CATLOW Cassandra
4	D	ROBISON Corey
9	D	SMIDDY Madison
10	F	BOOTH Rachael
12	F	CHALIFOUX Eleanor
16	F	WILLIAMS Hayley +A
3	D	BORTOLUSSI Victoria
8	D	LABOSSIERE Caleigh
15	F	FORD Emily
18	F	O NEIL Molly
22	F	LEVESQUE Kristen
5	D	McGRATH Morgan
6	D	THOMAS Whitney
11	F	KORZON Monica +C
17	F	MOONEY Kaley
25	F	AUGUSTINE Katelyn

NOT DRESSED:

29 F SHANSHINA Kristina

LEGEND

D	Defence	F	Forward	No	Jersey number	Pos	Position
+A	Assistant captain	+C	Captain				

Timing and Results provided by **TISSOT**



Graphical Line-ups

KAZ - USA

Referee(s)

MALA Gabriela (CZE)

Linesmen

McGURRY Danielle (CAN) , STREITOVA Tereza (CZE)

Team: KAZ - Kazakhstan (blue)

Head Coach:

S1 1 RAUSHANOVA Aizhan		
20 MOZHAYEVA Tatyana		
S2 2 MOLDABAY Dariya	S3 6 KHAMIMULDINOVA Azhar	
S5 8 FUX Alena +A	S6 11 TUKHTIYEVA Zarina +C	S4 3 TURSINOVA Madina
15 NURGALIYEVA Galiya +A		7 KUZNETSOVA Sofia
12 RYSPEK Meruyert	10 SHEGEBAYEVA Aray	4 ASHIMOVA Pernesh
21 TULEUBAYEVA Assem		14 KALIULLA Aiya
19 FELZINK Karina	13 LIKHAUS Tatyana	9 FILIMONOVA Nadezhda
24 NURMUKHAMBETOVA Svetlana		17 URPEKBAYEVA Saltanat
18 MYNGZHASSAROVA Lazzat	22 OLZHABAYEVA Aida	16 RAMAZANOVA Elvira

Team: USA - United States of America (white)

Head Coach:

S1 30 NOSANOV Caitlin		
1 BARLOW Maria		
S2 2 HARRINGTON Paige +A	S3 7 ANTOS Amanda	
S4 14 ABROMSON Amanda	S6 23 CATLOW Cassandra	S5 19 MYERS Kendra
9 SMIDDY Madison		4 ROBISON Corey
10 BOOTH Rachael	16 WILLIAMS Hayley +A	12 CHALIFOUX Eleanor
3 BORTOLUSSI Victoria		8 LABOSSIERE Caleigh
22 LEVESQUE Kristen	15 FORD Emily	18 O NEIL Molly
5 McGRATH Morgan		6 THOMAS Whitney
17 MOONEY Kaley	25 AUGUSTINE Katelyn	11 KORZON Monica +C

LEGEND

Sn Starting position

+A Assistant captain

+C Captain

Timing and Results provided by **TISSOT**



Game Summary

KAZ - USA 2 - 3 (1 - 0, 1 - 1, 0 - 1, 0 - 1)

Spectators	Referee(s)	Linesmen
120	MALA Gabriela (CZE)	McGURRY Danielle (CAN) , STREITOVA Tereza (CZE)

Team Statistics

Period	Score	SVS	SOG	PIM	TPP	PPG	SHG
1	1 : 0	13 : 7	8 : 13	8 : 2	02:00 : 07:37	0 : 0	1 : 0
2	1 : 1	11 : 5	6 : 12	6 : 2	01:07 : 05:30	0 : 0	0 : 0
3	0 : 1	10 : 11	11 : 11	6 : 2	00:00 : 04:00	0 : 0	0 : 0
OT	0 : 1	7 : 0	0 : 8	2 : 0	00:00 : 01:38	0 : 1	0 : 0
Total	2 : 3	41 : 23	25 : 44	22 : 6	03:07 : 18:45	0 : 1	1 : 0

1st Period

Action	Time	ET/Res	Team	Type	No	Name	(G)	Name of Assistant(s) / Action Description
GK	00:00		KAZ		1	RAUSHANOVA A		- Goalkeeper in
GK	00:00		USA		30	NOSANOV C		- Goalkeeper in
Penalty	05:09	07:09	KAZ	2 min.	8	FUX A		- Interference
Penalty	09:06	11:06	KAZ	2 min.	19	FELZINK K		- Illegal Hit
Penalty	11:11	13:11	KAZ	2 min.	15	NURGALIYEVA G		- Slashing
Penalty	15:19	17:19	USA	2 min.	17	MOONEY K		- Hooking
Penalty	18:23	20:23	KAZ	2 min.	2	MOLDABAY D		- Tripping
Goal	18:53	1 : 0	KAZ	SH1	11	TUKHTIYEVA Z	(2)	On Ice KAZ 1 8 11 14 15 USA 30 2 15 16 18 25
Time-out	18:53		KAZ					

2nd Period

Action	Time	ET/Res	Team	Type	No	Name	(G)	Name of Assistant(s) / Action Description
Penalty	20:32	22:32	KAZ	2 min.	-	Team penalty		- Too Many Men / Served by: 3 TURSNOVA M
Goal	25:17	2 : 0	KAZ	EQ	12	RYSPEK M	(2)	On Ice KAZ 1 2 4 6 12 13 USA 30 3 8 15 18 22
Penalty	26:20	28:20	KAZ	2 min.	14	KALIULLA A		- Illegal Hit
Goal	34:57	2 : 1	USA	EQ	25	AUGUSTINE K	(1)	On Ice KAZ 1 2 8 11 15 19 USA 30 2 7 11 17 25
Penalty	36:11	38:11	USA	2 min.	8	LABOSSIERE C		- Delaying the Game
Penalty	37:18	39:18	KAZ	2 min.	12	RYSPEK M		- High Sticking

3rd Period

Action	Time	ET/Res	Team	Type	No	Name	(G)	Name of Assistant(s) / Action Description
Penalty	45:56	47:56	USA	2 min.	16	WILLIAMS H		- Roughing
Penalty	45:56	47:56	KAZ	2 min.	3	TURSNOVA M		- Roughing
Penalty	48:56	50:56	KAZ	2 min.	6	KHAMIMULDINOVA A		- Tripping
Penalty	53:26	55:26	KAZ	2 min.	4	ASHIMOVA P		- Illegal Hit
Goal	57:23	2 : 2	USA	EQ	16	WILLIAMS H	(2)	On Ice KAZ 1 2 4 6 12 13 USA 30 9 11 15 16 18
GK	59:56		USA					30 NOSANOV C - Goalkeeper out

Overtime

Action	Time	ET/Res	Team	Type	No	Name	(G)	Name of Assistant(s) / Action Description
GK	60:00		USA		30	NOSANOV C		- Goalkeeper in
Penalty	61:08	62:46	KAZ	2 min.	15	NURGALIYEVA G		- Tripping
Goal	62:46	2 : 3	USA	PP1	15	FORD E	(2)	On Ice KAZ 1 2 3 8 USA 30 6 9 15 16
GK	62:46		KAZ					1 RAUSHANOVA A - Goalkeeper out
GK	62:46		USA					30 NOSANOV C - Goalkeeper out



Goalkeeper Records

Team : KAZ - Kazakhstan

Team : USA - United States of America

No	Name	SOG	SVS	MIP
1	RAUSHANOVA Aizhan	44	41	62:46
20	MOZHAYEVA Tatyana			

No	Name	SOG	SVS	MIP
30	NOSANOV Caitlin	25	23	62:42
1	BARLOW Maria			

Game Statistics

Team : KAZ (blue)

Head Coach :

No	Pos	Name	G	A	P	PIM	FO+	FO-	FO+/-	FO%	Shots on Goal					+/-
											1	2	3	OT	TS	
2	D	MOLDABAY Dariya	0	0	0	2	0	0	0	0.00	1	1	0	0	2	-1
3	F	TURSYNOVA Madina	0	0	0	2	0	0	0	0.00	0	0	0	0	0	0
6	D	KHAMIMULDINOVA Azhar	0	0	0	2	0	0	0	0.00	2	0	2	0	4	0
8	F	FUX Alena +A	0	0	0	2	2	5	-3	28.57	0	1	5	0	6	0
11	F	TUKHTIYEVA Zarina +C	1	0	1	0	12	22	-10	35.29	3	1	3	0	7	0
4	F	ASHIMOVA Pernesh	0	0	0	2	0	2	-2	0.00	0	0	0	0	0	0
7	D	KUZNETSOVA Sofia	0	0	0	0	0	0	0	0.00	0	0	0	0	0	0
10	F	SHEGEBAYEVA Aray	0	0	0	0	5	5	0	50.00	0	0	0	0	0	0
12	F	RYSPEK Meruyert	1	0	1	2	2	3	-1	40.00	2	3	0	0	5	0
15	D	NURGALIYEVA Galiya +A	0	0	0	4	0	0	0	0.00	0	0	1	0	1	0
9	F	FILIMONOVA Nadezhda	0	0	0	0	0	0	0	0.00	0	0	0	0	0	0
13	F	LIKHAUS Tatyana	0	0	0	0	5	7	-2	41.67	0	0	0	0	0	0
14	F	KALIULLA Aiya	0	0	0	2	0	0	0	0.00	0	0	0	0	0	+1
19	F	FELZINK Karina	0	0	0	2	0	2	-2	0.00	0	0	0	0	0	-1
21	D	TULEUBAYEVA Assem	0	0	0	0	0	0	0	0.00	0	0	0	0	0	0
16	F	RAMAZANOVA Elvira	0	0	0	0	0	0	0	0.00	0	0	0	0	0	0
17	F	URPEKBAYEVA Saltanat	0	0	0	0	0	0	0	0.00	0	0	0	0	0	0
18	D	MYNGZHASSAROVA Lazzat	0	0	0	0	0	0	0	0.00	0	0	0	0	0	0
22	F	OLZHABAYEVA Aida	0	0	0	0	0	0	0	0.00	0	0	0	0	0	0
24	D	NURMUKHAMBETOVA Svetlana	0	0	0	0	0	0	0	0.00	0	0	0	0	0	0
1	GK	RAUSHANOVA Aizhan	0	0	0	0					0	0	0	0	0	
20	GK	MOZHAYEVA Tatyana	0	0	0	0					0	0	0	0	0	
Total			2	0	2	20	26	46	-20	36.11	8	6	11	0	25	

Team : USA (white)

Head Coach :

No	Pos	Name	G	A	P	PIM	FO+	FO-	FO+/-	FO%	Shots on Goal					+/-
											1	2	3	OT	TS	
2	D	HARRINGTON Paige +A	0	0	0	0	0	0	0	0.00	2	0	0	0	2	0
7	D	ANTOS Amanda	0	0	0	0	0	0	0	0.00	0	0	0	0	0	+1
14	F	ABROMSON Amanda	0	0	0	0	5	4	1	55.56	1	0	1	0	2	0
19	F	MYERS Kendra	0	0	0	0	5	3	2	62.50	0	0	0	0	0	0
23	F	CATLOW Cassandra	0	0	0	0	1	0	1	100.00	1	0	0	0	1	0
4	D	ROBISON Corey	0	0	0	0	0	0	0	0.00	0	0	0	0	0	0
9	D	SMIDDY Madison	0	1	1	0	0	0	0	0.00	1	1	0	1	3	+1
10	F	BOOTH Rachael	0	0	0	0	0	0	0	0.00	0	3	1	0	4	0
12	F	CHALIFOUX Eleanor	0	0	0	0	0	0	0	0.00	0	0	0	0	0	0
16	F	WILLIAMS Hayley +A	1	0	1	2	19	7	12	73.08	2	1	4	2	9	0
3	D	BORTOLUSSI Victoria	0	0	0	0	0	0	0	0.00	1	0	0	0	1	-1
8	D	LABOSSIERE Caleigh	0	1	1	2	0	0	0	0.00	1	0	0	0	1	-1
15	F	FORD Emily	1	0	1	0	5	1	4	83.33	0	4	1	3	8	-1
18	F	O NEIL Molly	0	0	0	0	0	1	-1	0.00	0	0	1	0	1	-1
22	F	LEVESQUE Kristen	0	0	0	0	0	0	0	0.00	1	0	1	0	2	-1
5	D	McGRATH Morgan	0	0	0	0	0	0	0	0.00	0	0	0	0	0	0
6	D	THOMAS Whitney	0	0	0	0	0	0	0	0.00	0	0	0	0	0	0
11	F	KORZON Monica +C	0	0	0	0	2	2	0	50.00	0	0	0	0	0	+2
17	F	MOONEY Kaley	0	1	1	2	0	0	0	0.00	1	1	2	0	4	+1
25	F	AUGUSTINE Katelyn	1	0	1	0	9	8	1	52.94	2	2	0	2	6	0
1	GK	BARLOW Maria	0	0	0	0					0	0	0	0	0	

Timing and Results provided by  TISSOT



Head Coach :

No	Pos	Name	G	A	P	PIM	FO+	FO-	FO+/-	FO%	Shots on Goal					+/-
											1	2	3	OT	TS	
30	GK	NOSANOV Caitlin	0	0	0	0					0	0	0	0	0	
Total			3	3	6	6	46	26	20	63.89	13	12	11	8	44	

Classifications (5-7)

R	Team	GP	W	OTW	OTL	L	GDF	GF : GA	PTS
1	USA	1	0	1	0	0	+1	3 : 2	2
2	KAZ	1	0	0	1	0	-1	2 : 3	1
-	ESP	0							

	ESP	KAZ	USA
ESP	*****	THU 12 FEB 13:30	FRI 13 FEB 13:30
KAZ	THU 12 FEB 13:30	*****	2:3
USA	FRI 13 FEB 13:30	3:2	*****

LEGEND

(G) Goals in tournament	* does not count for Plus/minus	+/- Plus/minus net	+A Assistant captain
+C Captain	A Assists	D Defence	EQ Equal strength
ET/Res Penalty end time/Result of game	F Forward	FO- Face-offs lost	FO% Face-offs won as percentage
FO+ Face-offs won	FO+/- Face-offs net	G Goals	GA Goals against
GDF Goal difference	GF Goals for	GK Goalkeeper	GP Games played
L Losses	MIP Minutes in play (GK)	No Jersey number	OT Overtime
OTL Overtime losses	OTW Overtime wins	P Points	PIM Penalties in minutes
Pos Position	PP1 Power play - 1 player	PPG Power play goals	PTS Points
R Rank	SH1 Shorthanded - 1 player	SHG Shorthanded goals	SOG Shots on goal
SVS Saves	TPP Time on power play	TS Total shots	W Wins



Shot Chart

KAZ - USA

Shots by KAZ

Goals (o): 1 SSG (+): 7
SSP (-): 4 SPG (-): 5



GK 30 of USA

Shots by USA

Goals (o): 1 SSG (+): 11
SSP (-): 6 SPG (-): 5



GK 1 of KAZ

Shots by KAZ

Goals (o): 0 SSG (+): 11
SSP (-): 6 SPG (-): 3



GK 30 of USA

Shots by USA

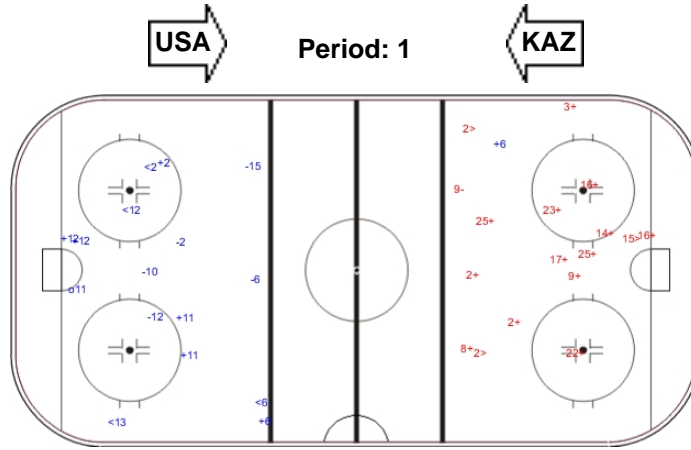
Goals (o): 1 SSG (+): 10
SSP (-): 5 SPG (-): 6



GK 30 of USA



GK 30 of USA



Shots by USA


Goals (o): 0 SSG (+): 13
SSP (-): 3 SPG (-): 1



GK 1 of KAZ

Shots by KAZ

Goals (o): 1 SSG (+): 9
SSP (-): 0 SPG (-): 3



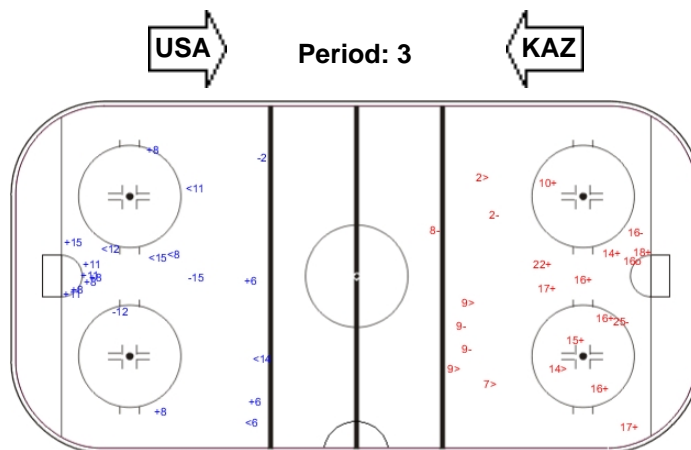
GK 30 of USA

Shots by USA

Goals (o): 1 SSG (+): 10
SSP (-): 5 SPG (-): 6



GK 1 of KAZ





Shots by KAZ

Goals (o): 0 SSG (+): 0
SSP (<): 0 SPG (-): 0



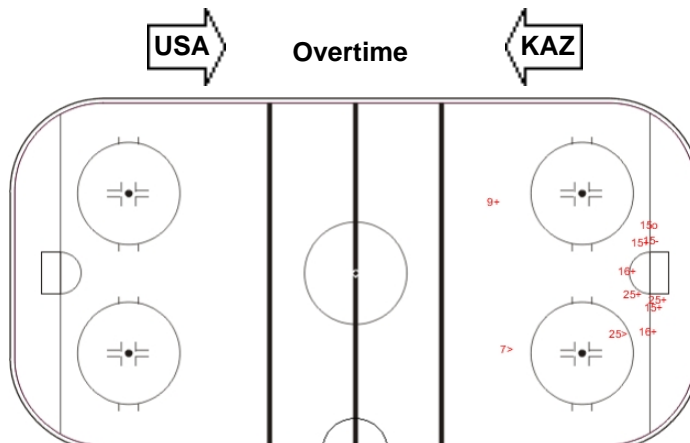
GK 30 of USA

Shots by USA

Goals (o): 1 SSG (+): 7
SSP (>): 2 SPG (-): 1



GK 1 of KAZ



LEGEND

GK Goalkeeper **SPG** Shots past goal **SSG** Shots saved by goalkeeper **SSP** Shots saved by player

Timing and Results provided by **TISSOT**



Face-off Chart

KAZ - USA

PERIOD 1

	KAZ		USA		KAZ		USA		
	Def. zone	Att. zone	Neutral zone		Att. zone	Def. zone			
	- 13	+ 15	- 11	+ 19	- 11	+ 25			Total wins all zones
	+ 11	- 19	+ 10	- 16	+ 10	- 16			
	- 10	+ 16	- 8	+ 16	- 11	+ 11			
	- 19	+ 14	- 11	+ 14	+ 10	- 16			
	+ 8	- 14			+ 11	- 11			
	- 8	+ 16							
	- 19	+ 14							
	- 8	+ 16							
	- 8	+ 16							
	- 10	+ 16							
	- 11	+ 25							
	+ 11	- 19							
	- 12	+ 16							
	+ 11	- 18							
Total wins / period	4 / 29%	10 / 71%	1 / 25%	3 / 75%	3 / 60%	2 / 40%	Total wins all zones		
							KAZ	USA	
							8 / 35%	15 / 65%	

PERIOD 2

	KAZ		USA		KAZ		USA			
	Def. zone	Att. zone	Neutral zone		Att. zone	Def. zone				
	- 11	+ 19	+ 11	- 14	- 10	+ 19			Total wins all zones	
	- 13	+ 25	- 10	+ 15	+ 13	- 11				
	+ 11	- 16	+ 8	- 25	- 11	+ 16				
	- 13	+ 15	- 11	+ 25	+ 10	- 16				
	- 11	+ 16								
	- 11	+ 19								
	- 4	+ 15								
	+ 13	- 15								
	+ 11	- 25								
	- 11	+ 15								
	- 11	+ 23								
Total wins / period	3 / 27%	8 / 73%	2 / 50%	2 / 50%	2 / 50%	2 / 50%	Total wins all zones			
							KAZ	USA		
							7 / 37%	12 / 63%		

PERIOD 3

	KAZ		USA		KAZ		USA		
	Def. zone	Att. zone	Neutral zone		Att. zone	Def. zone			
	+ 10	- 16	- 11	+ 25	+ 11	- 25			Total wins all zones
	- 8	+ 16	- 11	+ 16	+ 12	- 14			
	- 10	+ 25	- 13	+ 16	+ 11	- 25			
	- 4	+ 11	- 12	+ 19	- 13	+ 16			
	- 12	+ 16	+ 11	- 14	- 13	+ 25			
	+ 12	- 19	+ 11	- 25					
	- 11	+ 25	- 11	+ 16					
	- 11	+ 14							
	- 11	+ 14							
	- 13	+ 16							
Total wins / period	10 / 36%	18 / 64%							



+ 13	- 16				
+ 13	- 25				
- 11	+ 16				
- 11	+ 16				
+ 13	- 25				
- 11	+ 16				
5 / 31%	11 / 69%	2 / 29%	5 / 71%	3 / 60%	2 / 40%

OVERTIME

	KAZ		USA		KAZ		USA		Total wins all zones	
	Def. zone	Att. zone	Neutral zone	Neutral zone	Att. zone	Def. zone	Att. zone	Def. zone	KAZ	USA
	- 11	+ 25	+ 11	- 25					1 / 50%	1 / 50%
Total wins / period	0 / 0%	1 / 100%	1 / 100%	0 / 0%						

TOTAL

	KAZ		USA		KAZ		USA		Total wins all zones	
	Def. zone	Att. zone	Neutral zone	Neutral zone	Att. zone	Def. zone	Att. zone	Def. zone	KAZ	USA
	12 / 29%	30 / 71%	6 / 38%	10 / 62%	8 / 57%	6 / 43%			26 / 36%	46 / 64%
Total wins / game	12 / 29%	30 / 71%	6 / 38%	10 / 62%	8 / 57%	6 / 43%				




HEAD TO HEAD

		USA												
	No.	11	14	15	16	18	19	23	25	Tot	wins KAZ	Dz	Nz	Az
KAZ	4	0 - 1		0 - 1						2	0 0%	0 0%		
	8		1 - 0		0 - 5				1 - 0	7	2 29%	1 20%	1 50%	
	10			0 - 1	5 - 2		0 - 1		0 - 1	10	5 50%	1 25%	1 50%	3 75%
	11	1 - 1	2 - 3	0 - 1	1 - 7	1 - 0	2 - 3	0 - 1	5 - 6	34	12 35%	5 28%	4 40%	3 50%
	12		1 - 0		0 - 2		1 - 1			5	2 40%	1 33%	0 0%	1 100%
	13	1 - 0		1 - 2	1 - 3				2 - 2	12	5 42%	4 50%	0 0%	1 33%
	19		0 - 2							2	0 0%	0 0%		
	Tot	4	9	6	26	1	8	1	17	72	26 36%	12 29%	6 38%	8 57%
	wins USA	2 50%	5 56%	5 83%	19 73%	0 0%	5 63%	1 100%	9 53%	46 64%				
	Dz	1 33%	0 0%		2 40%		1 100%		2 50%	6 43%				
	Nz		1 33%	1 100%	4 80%		2 100%		2 40%	10 62%				
	Az	1 100%	4 80%	4 80%	13 81%	0 0%	2 40%	1 100%	5 63%	30 71%				

LEGEND

Az Attacking zone **Dz** Defending zone **Nz** Neutral zone **Tot** Total face-offs played

Timing and Results provided by  TISSOT



Game Roster

ESP - KAZ

Referee(s)

HARBITZ-RASMUSSEN Elise (NOR)

Linesmen

SAUER Caroline (GER) , STEWART Brienne (USA)

Goalkeepers

Team: ESP

No	Name	GP	MIP	GA	SVS	SOG	SVS%	GAA
1	ALVARADO Carlota	3	126:37	21	132	153	86.27	9.95
20	TEDONE Oihane	3	53:23	11	40	51	78.43	12.36

Team Roster

Team: ESP (black)

No	Pos	Name	GP	G	A	PTS	PIM	+/-
1	GK	ALVARADO Carlota	3	0	0	0	0	
2	D	GARCIA-LORENZANA Isabel	3	0	0	0	0	-2
3	D	FABO Mireya	3	0	0	0	0	0
4	D	SAINZ Luna +A	3	0	0	0	0	-9
5	D	ORTIZ Gemma	3	0	0	0	0	-9
6	F	GARCIA Patricia	3	0	0	0	0	-7
7	F	REBOLLEDO Laura	3	0	0	0	0	-8
8	F	ESTIRADO Patricia	3	0	0	0	0	0
10	F	de la POMPA Claudia	3	0	0	0	4	-7
11	D	CASTILLEJO Ana	3	0	0	0	2	-14
12	D	ALVAREZ Raquel	3	0	0	0	2	-5
13	D	RAVENTOS Jana	3	0	0	0	0	-6
14	D	ABRISQUETA Leticia	3	0	1	1	8	-9
15	F	SENAC Irene	3	0	0	0	2	-6
16	D	ALMENDRO Ines	3	0	0	0	2	-7
18	D	ABRISQUETA Vanesa +C	3	1	0	1	4	-10
20	GK	TEDONE Oihane	3	0	0	0	0	
21	D	RIVERA Carmen	1	0	0	0	0	0
22	D	GRANDE Tamara	3	0	0	0	2	-6
23	F	CALERO Alba +A	3	0	0	0	2	-10
24	D	ALVAREZ Elena	3	0	0	0	4	-9

Head Coach: GORDOVIL BARTOLL Carlos

Team: KAZ

No	Name	GP	MIP	GA	SVS	SOG	SVS%	GAA
1	RAUSHANOVA Aizhan	3	182:46	22	151	173	87.28	7.22
20	MOZHAYEVA Tatyana	3	00:00	0	0	0	0.00	0.00


Team: KAZ (white)

No	Pos	Name	GP	G	A	PTS	PIM	+/-
1	GK	RAUSHANOVA Aizhan	3	0	0	0	0	
2	D	MOLDABAY Dariya	3	0	0	0	4	-4
3	F	TURSYNOVA Madina	3	0	0	0	2	-4
4	F	ASHIMOVA Pernesh	3	0	0	0	4	-3
6	D	KHAMIMULDINOVA Azhar	3	0	0	0	10	-2
7	D	KUZNETSOVA Sofia	3	0	0	0	0	-2
8	F	FUX Alena +A	3	0	1	1	2	-5
9	F	FILIMONOVA Nadezhda	3	0	0	0	0	-1
10	F	SHEGEBAYEVA Aray	3	0	0	0	0	-5
11	F	TUKHTIYEVA Zarina +C	3	2	0	2	4	-4
12	F	RYSPEK Meruyert	3	2	0	2	4	-5
13	F	LIKHAUS Tatyana	3	0	0	0	0	-3
14	F	KALIULLA Aiya	3	0	0	0	2	+1
15	D	NURGALIYEVA Galiya +A	3	0	0	0	4	-9
16	F	RAMAZANOVA Elvira	3	0	0	0	0	0
17	F	URPEKBAYEVA Saltanat	3	0	0	0	0	-1
18	D	MYNGZHASSAROVA Lazzat	3	0	0	0	0	0
19	F	FELZINK Karina	3	0	0	0	2	-6
20	GK	MOZHAYEVA Tatyana	3	0	0	0	0	
21	D	TULEUBAYEVA Assem	3	0	0	0	0	-7
22	F	OLZHABAYEVA Aida	3	0	0	0	0	-1
24	D	NURMUKHAMBETOVA Svetlana	3	0	0	0	0	0
29	F	SHANSHINA Kristina	0	0	0	0	0	0

Head Coach: MALTSEV Alexander

LEGEND

A Assists	D Defence	F Forward	G Goals
GA Goals against	GAA Goals against as average per 60 minutes	GK Goalkeeper	GP Games played
MIP Minutes and seconds played	No Jersey number	PIM Penalties in minutes	Pos Position
PTS Points	SOG Shots on goal	SVS Saves	SVS% Saves in percentage
+/- Plus/minus net	+A Assistant captain	+C Captain	

Timing and Results provided by 



Line-ups

ESP - KAZ

Referee(s)

HARBITZ-RASMUSSEN Elise (NOR)

Linesmen

SAUER Caroline (GER) , STEWART Brienne (USA)

Goalkeepers

Team: ESP

No Name

1 ALVARADO Carlota
20 TEDONE Oihane

Team Line-ups

Team: ESP (black)

No Pos Name

5	D	ORTIZ Gemma
11	D	CASTILLEJO Ana
14	D	ABRISQUETA Leticia
18	D	ABRISQUETA Vanesa +C
23	F	CALERO Alba +A
4	D	SAINZ Luna +A
24	D	ALVAREZ Elena
6	F	GARCIA Patricia
10	F	de la POMPA Claudia
15	F	SENAC Irene
12	D	ALVAREZ Raquel
13	D	RAVENTOS Jana
16	D	ALMENDRO Ines
22	D	GRANDE Tamara
7	F	REBOLLEDO Laura
2	D	GARCIA-LORENZANA Isabel
3	D	FABO Mireya
8	F	ESTIRADO Patricia

Head Coach: GORDOVIL BARTOLL Carlos

NOT DRESSED:

21 D RIVERA Carmen

Team: KAZ

No Name

1 RAUSHANOVA Aizhan
20 MOZHAYEVA Tatyana

Team: KAZ (white)

No Pos Name

2	D	MOLDABAY Dariya
6	D	KHAMIMULDINOVA Azhar
3	F	TURSYNOVA Madina
8	F	FUX Alena +A
11	F	TUKHTIYEVA Zarina +C
15	D	NURGALIYEVA Galiya +A
4	F	ASHIMOVA Pernesh
9	F	FILIMONOVA Nadezhda
12	F	RYSPEK Meruyert
14	F	KALIULLA Aiya
7	D	KUZNETSOVA Sofia
18	D	MYNGZHASSAROVA Lazzat
21	D	TULEUBAYEVA Assem
16	F	RAMAZANOVA Elvira
22	F	OLZHABAYEVA Aida
24	D	NURMUKHAMBETOVA Svetlana
13	F	LIKHAUS Tatyana
17	F	URPEKBAYEVA Saltanat
19	F	FELZINK Karina

Head Coach: MALTSEV Alexander

NOT DRESSED:

10 F SHEGEBAYEVA Aray
29 F SHANSHINA Kristina

LEGEND

D	Defence	F	Forward	No	Jersey number	Pos	Position
+A	Assistant captain	+C	Captain				

Timing and Results provided by **TISSOT**



Graphical Line-ups

ESP - KAZ

Referee(s)

HARBITZ-RASMUSSEN Elise (NOR)

Linesmen

SAUER Caroline (GER) , STEWART Brienne (USA)

Team: ESP - Spain (black)

Head Coach: GORDOVIL BARTOLL Carlos

S1 1 ALVARADO Carlota		
20 TEDONE Oihane		
S3 18 ABRISQUETA Vanesa +C	S2 5 ORTIZ Gemma	
S6 23 CALERO Alba +A	S4 11 CASTILLEJO Ana	S5 14 ABRISQUETA Leticia
24 ALVAREZ Elena	4 SAINZ Luna +A	
10 de la POMPA Claudia	6 GARCIA Patricia	15 SENAC Irene
22 GRANDE Tamara	12 ALVAREZ Raquel	
16 ALMENDRO Ines	13 RAVENTOS Jana	7 REBOLLEDO Laura
8 ESTIRADO Patricia		
3 FABO Mireya		2 GARCIA-LORENZANA Isabel

Team: KAZ - Kazakhstan (white)

Head Coach: MALTSEV Alexander

1 RAUSHANOVA Aizhan		
S1 20 MOZHAYEVA Tatyana		
S2 2 MOLDABAY Dariya	S3 6 KHAMIMULDINOVA Azhar	
S4 3 TURSINOVA Madina	S6 11 TUKHTIYEVA Zarina +C	S5 8 FUX Alena +A
15 NURGALIYEVA Galiya +A	14 KALIULLA Aiya	
12 RYSPEK Meruyert	9 FILIMONOVA Nadezhda	4 ASHIKOVA Pernesh
21 TULEUBAYEVA Assem	7 KUZNETSOVA Sofia	
22 OLZHABAYEVA Aida	16 RAMAZANOVA Elvira	18 MYNGZHASSAROVA Lazzat
24 NURMUKHAMBETOVA Svetlana	17 URPEKBAYEVA Saltanat	
19 FELZINK Karina		13 LIKHAUS Tatyana

LEGEND

Sn Starting position

+A Assistant captain

+C Captain

Timing and Results provided by **TISSOT**



Game Summary

ESP - KAZ 0 - 10 (0 - 4 , 0 - 2 , 0 - 4)

Spectators	Referee(s)	Linesmen
60	HARBITZ-RASMUSSEN Elise (NOR)	SAUER Caroline (GER) , STEWART Brienne (USA)

Team Statistics

Period	Score	SVS	SOG	PIM	TPP	PPG	SHG
1	0 : 4	12 : 1	1 : 16	2 : 2	02:00 : 01:18	0 : 0	0 : 0
2	0 : 2	13 : 5	5 : 15	4 : 2	01:27 : 04:09	0 : 0	0 : 0
3	0 : 4	17 : 1	1 : 21	6 : 4	03:14 : 05:14	0 : 0	0 : 0
Total	0 : 10	42 : 7	7 : 52	12 : 8	06:41 : 10:41	0 : 0	0 : 0

1st Period

Action	Time	ET/Res	Team	Type	No	Name	(G)	Name of Assistant(s) / Action Description
GK	00:00		ESP		1	ALVARADO C		- Goalkeeper in
GK	00:00		KAZ		20	MOZHAYEVA T		- Goalkeeper in
Goal	09:37	0 : 1	KAZ	EQ	16	RAMAZANOVA E	(1)	22 OLZHABAYEVA A On Ice ESP 1 5 11 14 18 23 KAZ 20 2 6 16 18 22
Penalty	10:03	12:03	KAZ	2 min.	22	OLZHABAYEVA A		- Hooking
Goal	12:43	0 : 2	KAZ	EQ	11	TUKHTIYEVA Z	(3)	On Ice ESP 1 5 11 14 18 23 KAZ 20 2 6 11 13 19
Goal	14:15	0 : 3	KAZ	EQ	8	FUX A	(1)	11 TUKHTIYEVA Z On Ice ESP 1 2 6 7 12 22 KAZ 20 3 7 8 11 21
Goal	16:45	0 : 4	KAZ	EQ	11	TUKHTIYEVA Z	(4)	On Ice ESP 1 5 11 14 18 23 KAZ 20 11 13 14 15 19
Penalty	18:42	20:42	ESP	2 min.	10	de la POMPA C		- Holding an opponent

2nd Period

Action	Time	ET/Res	Team	Type	No	Name	(G)	Name of Assistant(s) / Action Description
Goal	24:49	0 : 5	KAZ	EQ	11	TUKHTIYEVA Z	(5)	On Ice ESP 1 7 12 13 16 22 KAZ 20 2 3 6 8 11
Penalty	26:15	28:15	ESP	2 min.	14	ABRISQUETA L		- Slashing
Penalty	32:03	34:03	ESP	2 min.	14	ABRISQUETA L		- Hooking
Penalty	33:30	35:30	KAZ	2 min.	4	ASHIMOVA P		- Charging
Goal	33:46	0 : 6	KAZ	EQ	8	FUX A	(2)	11 TUKHTIYEVA Z On Ice ESP 1 4 10 13 24 KAZ 20 2 6 8 11

3rd Period

Action	Time	ET/Res	Team	Type	No	Name	(G)	Name of Assistant(s) / Action Description
Goal	43:50	0 : 7	KAZ	EQ	4	ASHIMOVA P	(1)	8 FUX A On Ice ESP 1 7 12 13 16 22 11 TUKHTIYEVA Z KAZ 20 4 8 11 14 15
Penalty	48:21	50:21	KAZ	2 min.	3	TURSYNOVA M		- Interference
Penalty	50:42	52:42	ESP	2 min.	14	ABRISQUETA L		- Cross-Checking
Penalty	53:15	55:15	KAZ	2 min.	12	RYSPEK M		- Hooking
Penalty	54:29	56:29	ESP	2 min.	14	ABRISQUETA L		- Illegal Hit
Goal	56:58	0 : 8	KAZ	EQ	12	RYSPEK M	(3)	3 TURSYNOVA M On Ice ESP 1 2 4 6 10 24 KAZ 20 3 12 14 15 16
Penalty	57:31	59:31	ESP	2 min.	24	ALVAREZ E		- Interference
Goal	59:44	0 : 9	KAZ	EQ	3	TURSYNOVA M	(1)	16 RAMAZANOVA E On Ice ESP 1 10 12 13 22 24 KAZ 20 2 3 12 15 16
Goal	59:59	0 : 10	KAZ	EQ	8	FUX A	(3)	9 FILIMONOVA N On Ice ESP 1 10 12 13 22 24 11 TUKHTIYEVA Z KAZ 20 2 3 6 8 11
GK	60:00		ESP					1 ALVARADO C - Goalkeeper out
GK	60:00		KAZ					20 MOZHAYEVA T - Goalkeeper out



Goalkeeper Records

Team : ESP - Spain

No	Name	SOG	SVS	MIP
1	ALVARADO Carlota	52	42	60:00
20	TEDONE Oihane			

Team : KAZ - Kazakhstan

No	Name	SOG	SVS	MIP
20	MOZHAYEVA Tatyana	7	7	60:00
1	RAUSHANOVA Aizhan			

Game Statistics

Team : ESP (black)


Head Coach : GORDOVIL BARTOLL Carlos

No	Pos	Name	G	A	P	PIM	FO+	FO-	FO+/-	FO%	Shots on Goal					+/-
											1	2	3	OT	TS	
5	D	ORTIZ Gemma	0	0	0	0	0	0	0	0.00	0	1	0		1	-3
11	D	CASTILLEJO Ana	0	0	0	0	13	8	5	61.90	0	1	0		1	-3
14	D	ABRISQUETA Leticia	0	0	0	8	0	1	-1	0.00	0	1	0		1	-3
18	D	ABRISQUETA Vanesa +C	0	0	0	0	0	0	0	0.00	0	0	1		1	-3
23	F	CALERO Alba +A	0	0	0	0	0	2	-2	0.00	0	1	0		1	-3
4	D	SAINZ Luna +A	0	0	0	0	0	0	0	0.00	0	0	0		0	-2
6	F	GARCIA Patricia	0	0	0	0	3	13	-10	18.75	0	0	0		0	-2
10	F	de la POMPA Claudia	0	0	0	2	3	2	1	60.00	0	0	0		0	-4
15	F	SENAC Irene	0	0	0	0	0	0	0	0.00	0	0	0		0	0
24	D	ALVAREZ Elena	0	0	0	2	0	0	0	0.00	0	0	0		0	-4
7	F	REBOLLEDO Laura	0	0	0	0	0	0	0	0.00	0	1	0		1	-3
12	D	ALVAREZ Raquel	0	0	0	0	0	0	0	0.00	0	0	0		0	-5
13	D	RAVENTOS Jana	0	0	0	0	1	12	-11	7.69	0	0	0		0	-5
16	D	ALMENDRO Ines	0	0	0	0	0	0	0	0.00	1	0	0		1	-2
22	D	GRANDE Tamara	0	0	0	0	0	0	0	0.00	0	0	0		0	-5
2	D	GARCIA-LORENZANA Isabel	0	0	0	0	0	1	-1	0.00	0	0	0		0	-2
3	D	FABO Mireya	0	0	0	0	0	0	0	0.00	0	0	0		0	0
8	F	ESTIRADO Patricia	0	0	0	0	0	0	0	0.00	0	0	0		0	0
1	GK	ALVARADO Carlota	0	0	0	0	0	0	0	0.00	0	0	0		0	0
20	GK	TEDONE Oihane	0	0	0	0	0	0	0	0.00	0	0	0		0	0
Total			0	0	0	12	20	39	-19	33.90	1	5	1		7	

Team : KAZ (white)

Head Coach : MALTSEV Alexander

No	Pos	Name	G	A	P	PIM	FO+	FO-	FO+/-	FO%	Shots on Goal					+/-
											1	2	3	OT	TS	
2	D	MOLDABAY Dariya	0	0	0	0	0	0	0	0.00	1	1	3		5	+6
3	F	TURSYNOVA Madina	1	1	2	2	3	2	1	60.00	3	1	2		6	+5
6	D	KHAMIMULDINOVA Azhar	0	0	0	0	0	0	0	0.00	0	0	3		3	+5
8	F	FUX Alena +A	3	1	4	0	0	0	0	0.00	2	1	2		5	+5
11	F	TUKHTIYEVA Zarina +C	3	4	7	0	20	10	10	66.67	4	5	6		15	+7
4	F	ASHIMOVA Pernesh	1	0	1	2	0	0	0	0.00	0	0	1		1	+1
9	F	FILIMONOVA Nadezhda	0	1	1	0	4	2	2	66.67	0	0	0		0	0
12	F	RYSPEK Meruyert	1	0	1	2	1	1	0	50.00	1	2	1		4	+2
14	F	KALIULLA Aiya	0	0	0	0	0	0	0	0.00	1	1	0		2	+3
15	D	NURGALIYEVA Galiya +A	0	0	0	0	0	0	0	0.00	0	1	1		2	+4
7	D	KUZNETSOVA Sofia	0	0	0	0	0	0	0	0.00	0	0	0		0	+1
16	F	RAMAZANOVA Elvira	1	1	2	0	10	5	5	66.67	3	1	2		6	+3
18	D	MYNGZHASSAROVA Lazzat	0	0	0	0	0	0	0	0.00	0	0	0		0	+1
21	D	TULEUBAYEVA Assem	0	0	0	0	0	0	0	0.00	0	0	0		0	+1
22	F	OLZHABAYEVA Aida	0	1	1	2	0	0	0	0.00	0	0	0		0	+1
13	F	LIKHAUS Tatyana	0	0	0	0	0	0	0	0.00	0	2	0		2	+2
17	F	URPEKBAYEVA Saltanat	0	0	0	0	0	0	0	0.00	0	0	0		0	0
19	F	FELZINK Karina	0	0	0	0	1	0	1	100.00	1	0	0		1	+2
24	D	NURMUKHAMBETOVA Svetlana	0	0	0	0	0	0	0	0.00	0	0	0		0	0
1	GK	RAUSHANOVA Aizhan	0	0	0	0	0	0	0	0.00	0	0	0		0	0
20	GK	MOZHAYEVA Tatyana	0	0	0	0	0	0	0	0.00	0	0	0		0	0
Total			10	9	19	8	39	20	19	66.10	16	15	21		52	

Timing and Results provided by  TISSOT




Classifications (5-7)

R	Team	GP	W	OTW	OTL	L	GDF	GF : GA	PTS
1	KAZ	2	1	0	1	0	+9	12 : 3	4
2	USA	1	0	1	0	0	+1	3 : 2	2
3	ESP	1	0	0	0	1	-10	0 : 10	0

	ESP	KAZ	USA
ESP	*****	0:10	FRI 13 FEB 13:30
KAZ	10:0	*****	2:3
USA	FRI 13 FEB 13:30	3:2	*****

LEGEND

(G) Goals in tournament	+/- Plus/minus net	+A Assistant captain	+C Captain
A Assists	D Defence	EQ Equal strength	ET/Res Penalty end time/Result of game
F Forward	FO- Face-offs lost	FO% Face-offs won as percentage	FO+ Face-offs won
FO+/- Face-offs net	G Goals	GA Goals against	GDF Goal difference
GF Goals for	GK Goalkeeper	GP Games played	L Losses
MIP Minutes in play (GK)	No Jersey number	OT Overtime	OTL Overtime losses
OTW Overtime wins	P Points	PIM Penalties in minutes	Pos Position
PPG Power play goals	PTS Points	R Rank	SHG Shorthanded goals
SOG Shots on goal	SVS Saves	TPP Time on power play	TS Total shots
W Wins			

Timing and Results provided by  TISSOT




Shot Chart

ESP - KAZ

Shots by ESP

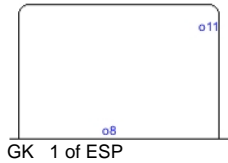
Goals (o): 0 SSG (+): 1
SSP (-): 3 SPG (-): 0



GK 20 of KAZ

Shots by KAZ


Goals (o): 2 SSG (+): 13
SSP (-): 9 SPG (-): 5



GK 1 of ESP

Shots by ESP

Goals (o): 0 SSG (+): 1
SSP (-): 2 SPG (-): 0

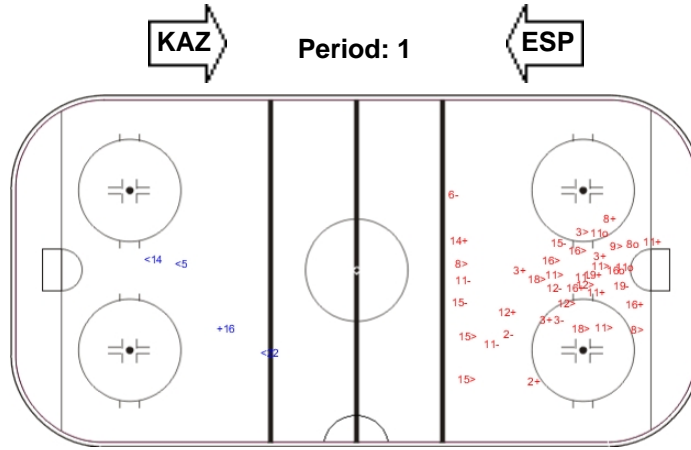


GK 20 of KAZ

LEGEND

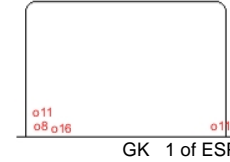
GK Goalkeeper **SPG** Shots past goal **SSG** Shots saved by goalkeeper **SSP** Shots saved by player

Period: 1



Shots by KAZ

Goals (o): 4 SSG (+): 12
SSP (-): 15 SPG (-): 10



GK 1 of ESP

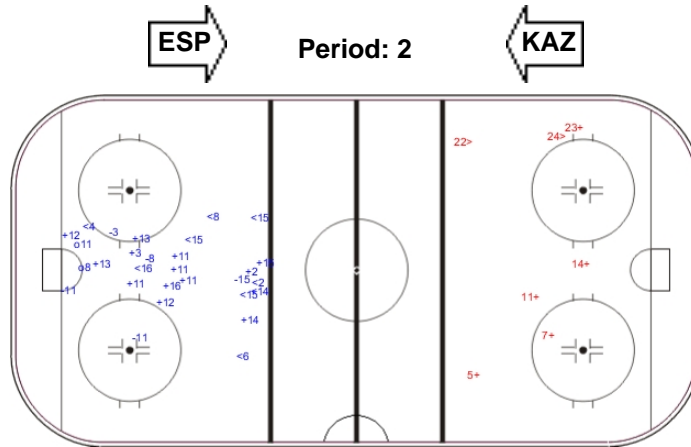
Shots by ESP

Goals (o): 0 SSG (+): 5
SSP (-): 2 SPG (-): 0

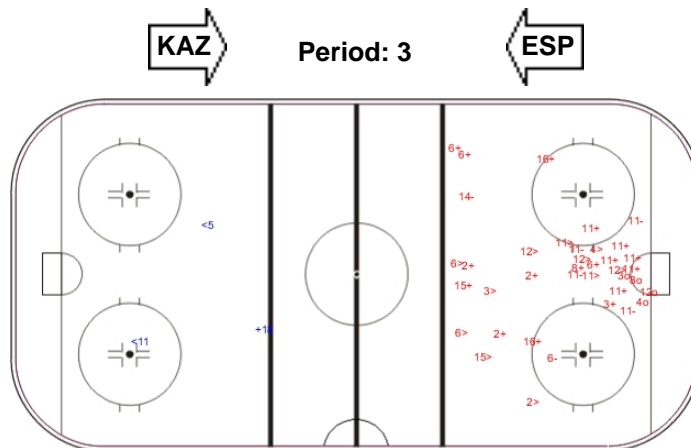


GK 20 of KAZ

Period: 2

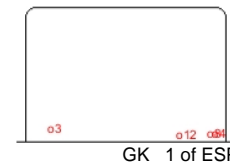


Period: 3



Shots by KAZ

Goals (o): 4 SSG (+): 17
SSP (-): 11 SPG (-): 6



GK 1 of ESP



Face-off Chart

ESP - KAZ

PERIOD 1

	ESP		KAZ		ESP		KAZ		Total wins all zones	
	Def. zone	Att. zone	Neutral zone		Att. zone	Def. zone			ESP	KAZ
	+ 11	- 9	+ 11	- 11	+ 11	- 16				
	- 11	+ 11	+ 11	- 16	- 10	+ 11				
	- 2	+ 11	- 13	+ 16	- 6	+ 11				
	- 6	+ 9	- 6	+ 11						
	- 11	+ 16	- 13	+ 16						
	+ 6	- 11								
	- 11	+ 9								
Total wins / period	2 / 29%	5 / 71%	2 / 40%	3 / 60%	1 / 33%	2 / 67%			5 / 33%	10 / 67%

PERIOD 2

	ESP		KAZ		ESP		KAZ		Total wins all zones	
	Def. zone	Att. zone	Neutral zone		Att. zone	Def. zone			ESP	KAZ
	- 13	+ 11	- 14	+ 11	+ 11	- 11				
	- 11	+ 11	- 6	+ 9	+ 13	- 16				
	- 13	+ 11	- 6	+ 16	- 13	+ 11				
	+ 6	- 9	- 13	+ 11	+ 10	- 11				
	- 13	+ 11	+ 11	- 16	+ 11	- 16				
	- 23	+ 3	+ 10	- 11						
	- 6	+ 19								
	- 11	+ 16								
	- 11	+ 16								
	- 6	+ 11								
	- 6	+ 11								
	- 6	+ 11								
	- 13	+ 3								
Total wins / period	1 / 8%	12 / 92%	2 / 33%	4 / 67%	4 / 80%	1 / 20%			7 / 29%	17 / 71%

PERIOD 3

	ESP		KAZ		ESP		KAZ		Total wins all zones	
	Def. zone	Att. zone	Neutral zone		Att. zone	Def. zone			ESP	KAZ
	+ 6	- 12	+ 11	- 11	- 6	+ 3				
	- 13	+ 11	+ 11	- 3	- 6	+ 11				
	- 13	+ 11	- 11	+ 9	- 10	+ 12				
	- 13	+ 16	+ 11	- 3	- 13	+ 11				
	+ 11	- 11	- 6	+ 16	+ 11	- 11				
	+ 10	- 11	+ 11	- 11	- 23	+ 16				
	- 6	+ 16								
	- 11	+ 11								
Total wins / period	3 / 38%	5 / 62%	4 / 67%	2 / 33%	1 / 17%	5 / 83%			8 / 40%	12 / 60%

TOTAL



	ESP	KAZ	ESP	KAZ	ESP	KAZ	Total wins all zones	
	Def. zone	Att. zone	Neutral zone		Att. zone	Def. zone	ESP	KAZ
Total wins / game	6 / 21%	22 / 79%	8 / 47%	9 / 53%	6 / 43%	8 / 57%	20 / 34%	39 / 66%



HEAD TO HEAD

		KAZ						Tot	wins ESP	Dz	Nz	Az
No.		3	9	11	12	16	19					
ESP	2			0 - 1				1	0 0%	0 0%		
	6	0 - 1	1 - 2	1 - 6	1 - 0	0 - 3	0 - 1	16	3 19%	3 33%	0 0%	0 0%
	10			3 - 1	0 - 1			5	3 60%	1 100%	1 100%	1 33%
	11	2 - 0	1 - 2	6 - 3		4 - 3		21	13 62%	2 22%	7 88%	4 100%
	13	0 - 1		0 - 8		1 - 3		13	1 8%	0 0%	0 0%	1 33%
	14			0 - 1				1	0 0%		0 0%	
	23	0 - 1					0 - 1	2	0 0%	0 0%		0 0%
	Tot	5	6	30	2	15	1	59	20 34%	6 21%	8 47%	6 43%
	wins KAZ	3 60%	4 67%	20 67%	1 50%	10 67%	1 100%	39 66%				
	Dz	1 100%		5 63%	1 100%	1 25%		8 57%				
	Nz	0 0%	2 100%	3 43%		4 67%		9 53%				
	Az	2 100%	2 50%	12 80%	0 0%	5 100%	1 100%	22 79%				

LEGEND

Az Attacking zone **Dz** Defending zone **Nz** Neutral zone **Tot** Total face-offs played

Timing and Results provided by **TISSOT**



Game Roster

USA - ESP

Referee(s)

MALA Gabriela (CZE)

Linesmen

ANDERSSON Liv (SWE) , McGURRY Danielle (CAN)

Goalkeepers

Team: USA

No	Name	GP	MIP	GA	SVS	SOG	SVS%	GAA
1	BARLOW Maria	4	120:00	3	23	26	88.46	1.50
30	NOSANOV Caitlin	4	122:42	6	66	72	91.67	2.93

Team Roster

Team: USA (blue)

No	Pos	Name	GP	G	A	PTS	PIM	+/-
1	GK	BARLOW Maria	4	0	0	0	0	
2	D	HARRINGTON Paige +A	4	0	3	3	4	+1
3	D	BORTOLUSSI Victoria	4	0	0	0	0	0
4	D	ROBISON Corey	4	0	0	0	0	0
5	D	McGRATH Morgan	4	0	0	0	2	-2
6	D	THOMAS Whitney	4	0	1	1	0	+1
7	D	ANTOS Amanda	4	0	0	0	4	+2
8	D	LABOSSIERE Caleigh	4	1	1	2	4	0
9	D	SMIDDY Madison	4	1	2	3	0	+5
10	F	BOOTH Rachael	4	0	0	0	0	0
11	F	KORZON Monica +C	4	0	0	0	0	+3
12	F	CHALIFOUX Eleanor	4	0	0	0	2	0
14	F	ABROMSON Amanda	4	0	3	3	0	0
15	F	FORD Emily	4	2	2	4	2	+1
16	F	WILLIAMS Hayley +A	4	2	2	4	4	+1
17	F	MOONEY Kaley	4	3	1	4	8	+3
18	F	O NEIL Molly	4	3	1	4	6	+1
19	F	MYERS Kendra	4	1	0	1	2	0
22	F	LEVESQUE Kristen	4	0	1	1	0	+1
23	F	CATLOW Cassandra	4	0	0	0	0	0
25	F	AUGUSTINE Katelyn	4	1	2	3	0	+1
30	GK	NOSANOV Caitlin	4	0	0	0	0	

Head Coach: WRIGHT Kristen

Team: ESP

No	Name	GP	MIP	GA	SVS	SOG	SVS%	GAA
1	ALVARADO Carlota	4	186:37	31	174	205	84.88	9.97
20	TEDONE Oihane	4	53:23	11	40	51	78.43	12.36

Team: ESP (yellow)

No	Pos	Name	GP	G	A	PTS	PIM	+/-
1	GK	ALVARADO Carlota	4	0	0	0	0	
2	D	GARCIA-LORENZANA Isabel	4	0	0	0	0	-4
3	D	FABO Mireya	4	0	0	0	0	0
4	D	SAINZ Luna +A	4	0	0	0	0	-11
5	D	ORTIZ Gemma	4	0	0	0	0	-12
6	F	GARCIA Patricia	4	0	0	0	0	-9
7	F	REBOLLEDO Laura	4	0	0	0	0	-11
8	F	ESTIRADO Patricia	4	0	0	0	0	0
10	F	de la POMPA Claudia	4	0	0	0	6	-11
11	D	CASTILLEJO Ana	4	0	0	0	2	-17
12	D	ALVAREZ Raquel	4	0	0	0	2	-10
13	D	RAVENTOS Jana	4	0	0	0	0	-11
14	D	ABRISQUETA Leticia	4	0	1	1	16	-12
15	F	SENAC Irene	4	0	0	0	2	-6
16	D	ALMENDRO Ines	4	0	0	0	2	-9
18	D	ABRISQUETA Vanesa +C	4	1	0	1	4	-13
20	GK	TEDONE Oihane	4	0	0	0	0	
21	D	RIVERA Carmen	1	0	0	0	0	0
22	D	GRANDE Tamara	4	0	0	0	2	-11
23	F	CALERO Alba +A	4	0	0	0	2	-13
24	D	ALVAREZ Elena	4	0	0	0	6	-13

Head Coach: GORDOVIL BARTOLL Carlos

LEGEND

A Assists	D Defence	F Forward	G Goals
GA Goals against	GAA Goals against as average per 60 minutes	GK Goalkeeper	GP Games played
MIP Minutes and seconds played	No Jersey number	PIM Penalties in minutes	Pos Position
PTS Points	SOG Shots on goal	SVS Saves	SVS% Saves in percentage
+/- Plus/minus net	+A Assistant captain	+C Captain	

Timing and Results provided by **TISSOT**



Line-ups

USA - ESP

Referee(s)

MALA Gabriela (CZE)

Goalkeepers

Team: USA

No	Name
30	NOSANOV Caitlin
1	BARLOW Maria

Team Line-ups

Team: USA (blue)

No	Pos	Name
3	D	BORTOLUSSI Victoria
8	D	LABOSSIÈRE Caleigh
14	F	ABROMSON Amanda
19	F	MYERS Kendra
23	F	CATLOW Cassandra
4	D	ROBISON Corey
5	D	McGRATH Morgan
10	F	BOOTH Rachael
12	F	CHALIFOUX Eleanor
25	F	AUGUSTINE Katelyn
2	D	HARRINGTON Paige +A
6	D	THOMAS Whitney
11	F	KORZON Monica +C
15	F	FORD Emily
22	F	LEVESQUE Kristen
7	D	ANTOS Amanda
16	F	WILLIAMS Hayley +A
17	F	MOONEY Kaley

Head Coach: WRIGHT Kristen

NOT DRESSED:

9 D SMIDDY Madison
18 F O NEIL Molly

Linesmen

ANDERSSON Liv (SWE) , McGURRY Danielle (CAN)

Team: ESP

No	Name
1	ALVARADO Carlota
20	TEDONE Oihane

Team: ESP (yellow)

No	Pos	Name
5	D	ORTIZ Gemma
11	D	CASTILLEJO Ana
14	D	ABRISQUETA Leticia
18	D	ABRISQUETA Vanesa +C
23	F	CALERO Alba +A
4	D	SAINZ Luna +A
24	D	ALVAREZ Elena
6	F	GARCIA Patricia
10	F	de la POMPA Claudia
15	F	SENAC Irene
12	D	ALVAREZ Raquel
13	D	RAVENTOS Jana
16	D	ALMENDRO Ines
22	D	GRANDE Tamara
7	F	REBOLLEDO Laura
2	D	GARCIA-LORENZANA Isabel
3	D	FABO Mireya
8	F	ESTIRADO Patricia


Head Coach: GORDOVIL BARTOLL Carlos

NOT DRESSED:

21 D RIVERA Carmen

LEGEND

D	Defence	F	Forward	No	Jersey number	Pos	Position
+A	Assistant captain	+C	Captain				

Timing and Results provided by  TISSOT



Graphical Line-ups

USA - ESP

Referee(s)

MALA Gabriela (CZE)

Linesmen

ANDERSSON Liv (SWE) , McGURRY Danielle (CAN)

Team: USA - United States of America (blue)

Head Coach: WRIGHT Kristen

S1	30 NOSANOV Caitlin		
	1 BARLOW Maria		
S2	3 BORTOLUSSI Victoria	S3	8 LABOSSIERE Caleigh
S4	14 ABROMSON Amanda	S6	23 CATLOW Cassandra
	5 McGRATH Morgan	S5	19 MYERS Kendra
	10 BOOTH Rachael		4 ROBISON Corey
	25 AUGUSTINE Katelyn		12 CHALIFOUX Eleanor
	2 HARRINGTON Paige +A		6 THOMAS Whitney
	22 LEVESQUE Kristen		15 FORD Emily
	11 KORZON Monica +C		
	7 ANTOS Amanda		
	17 MOONEY Kaley		16 WILLIAMS Hayley +A

Team: ESP - Spain (yellow)

Head Coach: GORDOVIL BARTOLL Carlos

S1	1 ALVARADO Carlota		
	20 TEDONE Oihane		
S2	5 ORTIZ Gemma	S3	18 ABRISQUETA Vanesa +C
S5	14 ABRISQUETA Leticia	S4	11 CASTILLEJO Ana
	4 SAINZ Luna +A	S6	23 CALERO Alba +A
	24 ALVAREZ Elena		
	10 de la POMPA Claudia		6 GARCIA Patricia
	15 SENAC Irene		
	12 ALVAREZ Raquel		22 GRANDE Tamara
	7 REBOLLEDO Laura		13 RAVENTOS Jana
	16 ALMENDRO Ines		
	8 ESTIRADO Patricia		3 FABO Mireya
			2 GARCIA-LORENZANA Isabel

LEGEND

Sn Starting position

+A Assistant captain

+C Captain

Timing and Results provided by **TISSOT**



Game Summary

USA - ESP 9 - 0 (2 - 0 , 4 - 0 , 3 - 0)

Spectators	Referee(s)	Linesmen
300	MALA Gabriela (CZE)	ANDERSSON Liv (SWE) , McGURRY Danielle (CAN)

Team Statistics

Period	Score	SVS	SOG	PIM	TPP	PPG	SHG
1	2 : 0	4 : 15	17 : 4	0 : 0	00:00 : 00:00	0 : 0	0 : 0
2	4 : 0	3 : 12	16 : 3	2 : 0	00:00 : 02:00	0 : 0	0 : 0
3	3 : 0	9 : 11	14 : 9	4 : 0	00:00 : 04:00	0 : 0	0 : 0
Total	9 : 0	16 : 38	47 : 16	6 : 0	00:00 : 06:00	0 : 0	0 : 0

1st Period

Action	Time	ET/Res	Team	Type	No	Name	(G)	Name of Assistant(s) / Action Description
GK	00:00		USA		30	NOSANOV C		- Goalkeeper in
GK	00:00		ESP		1	ALVARADO C		- Goalkeeper in
Goal	08:38	1 : 0	USA	EQ	22	LEVESQUE K	(1)	15 FORD E On Ice USA 30 4 6 11 15 22 11 KORZON M ESP 1 3 7 12 13 22
Goal	12:53	2 : 0	USA	EQ	22	LEVESQUE K	(2)	11 KORZON M On Ice USA 30 2 4 11 15 22 ESP 1 7 8 13 16 22

2nd Period

Action	Time	ET/Res	Team	Type	No	Name	(G)	Name of Assistant(s) / Action Description
Goal	21:35	3 : 0	USA	EQ	15	FORD E	(3)	11 KORZON M On Ice USA 30 4 6 11 15 22 ESP 1 4 6 7 16 24
Goal	26:15	4 : 0	USA	EQ	17	MOONEY K	(4)	16 WILLIAMS H On Ice USA 30 5 12 16 17 25 ESP 1 3 4 6 16 24
Penalty	29:53	31:53	USA	2 min.	23	CATLOW C		- Tripping
GK	29:53		USA		1	BARLOW M		- Goalkeeper in
Goal	32:01	5 : 0	USA	EQ	25	AUGUSTINE K	(2)	30 NOSANOV C - Goalkeeper out On Ice USA 1 7 8 22 23 25 ESP 1 4 5 6 10 15
Goal	39:58	6 : 0	USA	EQ	8	LABOSSIERE C	(2)	19 MYERS K On Ice USA 1 7 8 14 19 23 14 ABROMSON A ESP 1 2 4 6 10 24

3rd Period

Action	Time	ET/Res	Team	Type	No	Name	(G)	Name of Assistant(s) / Action Description
Penalty	42:24	44:24	USA	2 min.	19	MYERS K		- Illegal Hit
Goal	45:56	7 : 0	USA	EQ	14	ABROMSON A	(1)	17 MOONEY K On Ice USA 1 8 14 15 17 19 ESP 1 5 11 14 18 23
Penalty	53:36	55:36	USA	2 min.	10	BOOTH R		- Cross-Checking
Goal	56:33	8 : 0	USA	EQ	8	LABOSSIERE C	(3)	16 WILLIAMS H On Ice USA 1 6 8 16 17 19 ESP 1 3 8 13 16 22
Goal	59:17	9 : 0	USA	EQ	12	CHALIFOUX E	(1)	25 AUGUSTINE K On Ice USA 1 6 10 12 19 25 6 THOMAS W ESP 1 3 7 12 13 22
GK	60:00		USA					1 BARLOW M - Goalkeeper out
GK	60:00		ESP					1 ALVARADO C - Goalkeeper out

Goalkeeper Records

Team : USA - United States of America

Team : ESP - Spain

No	Name	SOG	SVS	MIP	No	Name	SOG	SVS	MIP
1	BARLOW Maria	11	11	30:07	1	ALVARADO Carlota	47	38	60:00
30	NOSANOV Caitlin	5	5	29:53	20	TEDONE Oihane			

Game Statistics

Team : USA (blue)



Head Coach : WRIGHT Kristen										Shots on Goal						
No	Pos	Name	G	A	P	PIM	FO+	FO-	FO+/-	FO%	1	2	3	OT	TS	+/-
3	D	BORTOLUSSI Victoria	0	0	0	0	0	0	0	0.00	0	1	1		2	0
8	D	LABOSSIERE Caleigh	2	0	2	0	2	0	2	100.00	1	1	2		4	+4
14	F	ABROMSON Amanda	1	1	2	0	0	1	-1	0.00	0	0	2		2	+2
19	F	MYERS Kendra	0	1	1	2	8	4	4	66.67	0	2	1		3	+4
23	F	CATLOW Cassandra	0	0	0	2	0	0	0	0.00	0	2	0		2	+2
4	D	ROBISON Corey	0	0	0	0	1	2	-1	33.33	0	0	0		0	+3
5	D	McGRATH Morgan	0	0	0	0	1	0	1	100.00	0	1	1		2	+1
10	F	BOOTH Rachael	0	0	0	2	2	1	1	66.67	1	1	1		3	+1
12	F	CHALIFOUX Eleanor	1	0	1	0	0	0	0	0.00	4	1	1		6	+2
25	F	AUGUSTINE Katelyn	1	1	2	0	5	6	-1	45.45	2	2	0		4	+3
2	D	HARRINGTON Paige +A	0	0	0	0	1	1	0	50.00	0	0	1		1	+1
6	D	THOMAS Whitney	0	1	1	0	1	1	0	50.00	1	0	1		2	+4
11	F	KORZON Monica +C	0	3	3	0	1	0	1	100.00	1	0	2		3	+3
15	F	FORD Emily	1	1	2	0	11	5	6	68.75	0	3	1		4	+4
22	F	LEVESQUE Kristen	2	0	2	0	0	1	-1	0.00	4	0	0		4	+4
7	D	ANTOS Amanda	0	0	0	0	0	1	-1	0.00	0	0	0		0	+2
16	F	WILLIAMS Hayley +A	0	2	2	0	3	0	3	100.00	2	0	0		2	+2
17	F	MOONEY Kaley	1	1	2	0	0	0	0	0.00	1	2	0		3	+3
1	GK	BARLOW Maria	0	0	0	0					0	0	0		0	
30	GK	NOSANOV Caitlin	0	0	0	0					0	0	0		0	
Total			9	11	20	6	36	23	13	61.02	17	16	14		47	

Team : ESP (yellow)

Head Coach : GORDOVIL BARTOLL Carlos										Shots on Goal						
No	Pos	Name	G	A	P	PIM	FO+	FO-	FO+/-	FO%	1	2	3	OT	TS	+/-
5	D	ORTIZ Gemma	0	0	0	0	0	0	0	0.00	0	0	1		1	-2
11	D	CASTILLEJO Ana	0	0	0	0	12	9	3	57.14	0	0	2		2	-1
14	D	ABRISQUETA Leticia	0	0	0	0	0	0	0	0.00	1	0	1		2	-1
18	D	ABRISQUETA Vanesa +C	0	0	0	0	0	0	0	0.00	0	1	0		1	-1
23	F	CALERO Alba +A	0	0	0	0	0	1	-1	0.00	0	0	2		2	-1
4	D	SAINZ Luna +A	0	0	0	0	0	0	0	0.00	0	0	0		0	-4
6	F	GARCIA Patricia	0	0	0	0	4	11	-7	26.67	0	0	0		0	-4
10	F	de la POMPA Claudia	0	0	0	0	2	1	1	66.67	0	0	2		2	-2
15	F	SENAC Irene	0	0	0	0	1	0	1	100.00	1	1	0		2	-1
24	D	ALVAREZ Elena	0	0	0	0	0	0	0	0.00	1	0	0		1	-3
7	F	REBOLLEDO Laura	0	0	0	0	1	0	1	100.00	0	0	0		0	-4
12	D	ALVAREZ Raquel	0	0	0	0	0	0	0	0.00	0	0	0		0	-2
13	D	RAVENTOS Jana	0	0	0	0	3	14	-11	17.65	1	0	1		2	-4
16	D	ALMENDRO Ines	0	0	0	0	0	0	0	0.00	0	0	0		0	-4
22	D	GRANDE Tamara	0	0	0	0	0	0	0	0.00	0	1	0		1	-4
2	D	GARCIA-LORENZANA Isabel	0	0	0	0	0	0	0	0.00	0	0	0		0	-1
3	D	FABO Mireya	0	0	0	0	0	0	0	0.00	0	0	0		0	-4
8	F	ESTIRADO Patricia	0	0	0	0	0	0	0	0.00	0	0	0		0	-2
1	GK	ALVARADO Carlota	0	0	0	0					0	0	0		0	
20	GK	TEDONE Oihane	0	0	0	0					0	0	0		0	
Total			0	0	0	0	23	36	-13	38.98	4	3	9		16	

Classifications (5-7)

R	Team	GP	W	OTW	OTL	L	GDF	GF : GA	PTS
1	USA	2	1	1	0	0	+10	12 : 2	5
2	KAZ	2	1	0	1	0	+9	12 : 3	4
3	ESP	2	0	0	0	2	-19	0 : 19	0

	ESP	KAZ	USA
ESP	*****	0:10	0:9
KAZ	10:0	*****	2:3
USA	9:0	3:2	*****



LEGEND			
(G)	Goals in tournament	+/-	Plus/minus net
A	Assists	D	Defence
F	Forward	FO-	Face-offs lost
FO+/-	Face-offs net	G	Goals
GF	Goals for	GK	Goalkeeper
MIP	Minutes in play (GK)	No	Jersey number
OTW	Overtime wins	P	Points
PPG	Power play goals	PTS	Points
SOG	Shots on goal	SVS	Saves
W	Wins	+A	Assistant captain
		EQ	Equal strength
		FO%	Face-offs won as percentage
		GA	Goals against
		GP	Games played
		OT	Overtime
		PIM	Penalties in minutes
		R	Rank
		TPP	Time on power play
		+C	Captain
		ET/Res	Penalty end time/Result of game
		FO+	Face-offs won
		GDF	Goal difference
		L	Losses
		OTL	Overtime losses
		Pos	Position
		SHG	Shorthanded goals
		TS	Total shots



Shot Chart

USA - ESP

Shots by USA

Goals (o): 2 SSG (+): 15
SSP (-): 10 SPG (-): 4



GK 1 of ESP

Shots by ESP

Goals (o): 0 SSG (+): 3
SSP (-): 0 SPG (-): 0

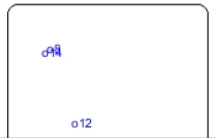


GK 1 of USA

GK 30 of USA

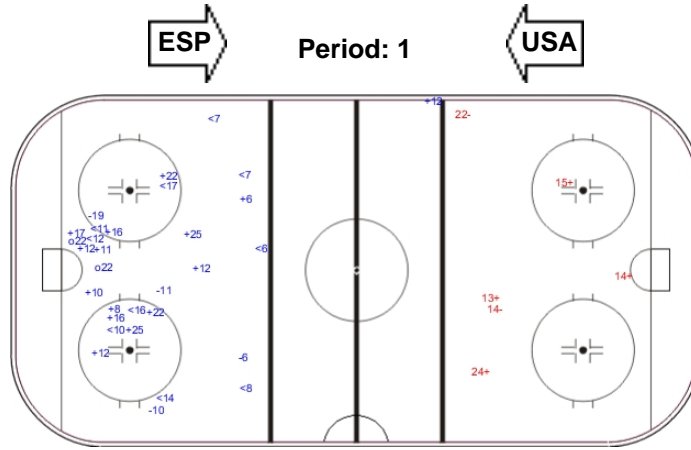
Shots by USA

Goals (o): 3 SSG (+): 11
SSP (-): 3 SPG (-): 4



GK 1 of ESP

LEGEND	GK Goalkeeper	SPG Shots past goal	SSG Shots saved by goalkeeper	SSP Shots saved by player
---------------	----------------------	----------------------------	--------------------------------------	----------------------------------



Shots by ESP

Goals (o): 0 SSG (+): 4
SSP (>): 0 SPG (-): 2



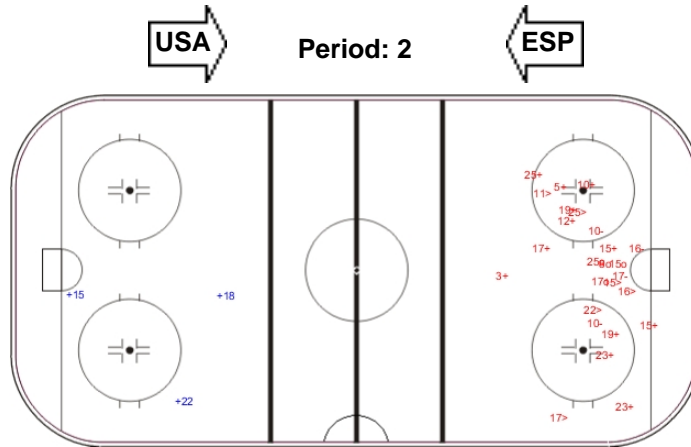
GK 30 of USA

Shots by USA

Goals (o): 4 SSG (+): 12
SSP (>): 6 SPG (-): 4



GK 1 of ESP

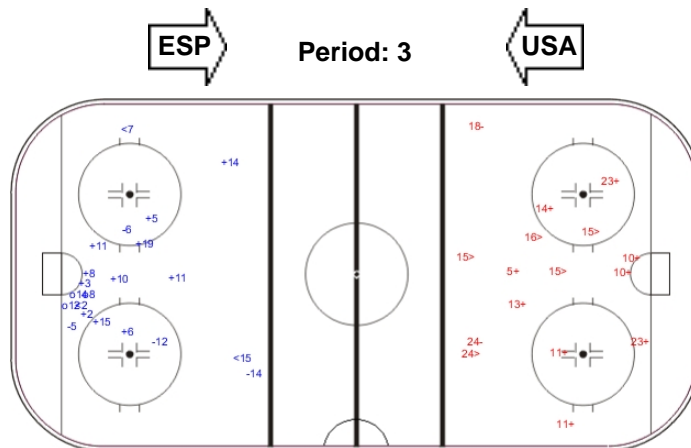


Shots by ESP

Goals (o): 0 SSG (+): 9
SSP (>): 5 SPG (-): 2



GK 1 of USA





Face-off Chart

USA - ESP

PERIOD 1

	USA		ESP			
	Def. zone	Att. zone	Neutral zone	Neutral zone		
	- 25	+ 6	- 19	+ 11	+ 15	- 13
	- 25	+ 6	+ 25	- 6	- 15	+ 13
	+ 15	- 11	+ 15	- 11	+ 15	- 13
			+ 15	- 11	- 15	+ 11
					+ 16	- 6
					+ 19	- 13
					+ 11	- 13
					+ 16	- 11
					+ 25	- 13
					+ 15	- 13
					+ 19	- 6
					- 25	+ 7
					+ 25	- 13
Total wins / period	1 / 33%	2 / 67%	3 / 75%	1 / 25%	10 / 77%	3 / 23%

Total wins all zones	
USA	ESP
14 / 70%	6 / 30%

PERIOD 2

	USA		ESP			
	Def. zone	Att. zone	Neutral zone	Neutral zone		
	- 19	+ 11	+ 19	- 11	+ 16	- 13
	+ 15	- 6	+ 25	- 6	- 19	+ 11
	- 15	+ 13	+ 15	- 13	- 25	+ 11
	+ 19	- 6	+ 19	- 13	- 25	+ 11
			- 15	+ 6	+ 15	- 10
			+ 19	- 6	+ 19	- 11
					+ 19	- 23
					- 25	+ 6
					+ 25	- 6
Total wins / period	2 / 50%	2 / 50%	5 / 83%	1 / 17%	5 / 56%	4 / 44%

Total wins all zones	
USA	ESP
12 / 63%	7 / 37%

PERIOD 3

	USA		ESP			
	Def. zone	Att. zone	Neutral zone	Neutral zone		
	- 4	+ 15	- 2	+ 11	+ 10	- 13
	- 19	+ 13	+ 8	- 6	+ 4	- 6
	- 10	+ 11	+ 2	- 13	+ 15	- 13
	+ 10	- 11	+ 15	- 13		
	- 22	+ 11	+ 6	- 11		
	- 14	+ 11	+ 5	- 6		
	- 4	+ 10	- 6	+ 11		
	- 15	+ 11				
	+ 8	- 11				
	- 7	+ 10				
Total wins / period	2 / 20%	8 / 80%	5 / 71%	2 / 29%	3 / 100%	0 / 0%

Total wins all zones	
USA	ESP
10 / 50%	10 / 50%



TOTAL

Total wins / game	USA	ESP	USA	ESP	USA	ESP	Total wins all zones	
	Def. zone	Att. zone	Neutral zone		Att. zone	Def. zone	USA	ESP
	5 / 29%	12 / 71%	13 / 76%	4 / 24%	18 / 72%	7 / 28%	36 / 61%	23 / 39%



HEAD TO HEAD

	ESP							Tot	wins USA	Dz	Nz	Az	
	No.	6	7	10	11	13	15						23
USA	2				0 - 1	1 - 0			2	1 50%		1 50%	
	4	1 - 0		0 - 1				0 - 1	3	1 33%	0 0%		1 100%
	5	1 - 0							1	1 100%		1 100%	
	6				1 - 1				2	1 50%		1 50%	
	7			0 - 1					1	0 0%	0 0%		
	8	1 - 0			1 - 0				2	2 100%	1 100%	1 100%	
	10				1 - 1	1 - 0			3	2 67%	1 50%		1 100%
	11					1 - 0			1	1 100%			1 100%
	14				0 - 1				1	0 0%	0 0%		
	15	1 - 1		1 - 0	3 - 2	6 - 2			16	11 69%	2 50%	4 80%	5 71%
	16	1 - 0			1 - 0	1 - 0			3	3 100%			3 100%
	19	3 - 0			2 - 3	2 - 1		1 - 0	12	8 67%	1 33%	3 75%	4 80%
	22				0 - 1				1	0 0%	0 0%		
	25	3 - 3	0 - 1		0 - 2	2 - 0			11	5 45%	0 0%	2 100%	3 43%
Tot	15	1	3	21	17	1	1	59	36 61%	5 29%	13 76%	18 72%	
wins ESP	4 27%	1 100%	2 67%	12 57%	3 18%	1 100%	0 0%	23 39%					
Dz	1 20%	1 100%	0 0%	4 67%	1 9%		0 0%	7 28%					
Nz	1 17%			3 43%	0 0%			4 24%					
Az	2 50%		2 100%	5 63%	2 100%	1 100%		12 71%					

LEGEND

Az Attacking zone **Dz** Defending zone **Nz** Neutral zone **Tot** Total face-offs played

Timing and Results provided by **TISSOT**



Game Roster

JPN - CAN

Referee(s)

FINDUROVA Zuzana (SVK)

Linesmen

ANGERER Bettina (AUT) , STEWART Brienne (USA)

Goalkeepers

Team: JPN

No	Name	GP	MIP	GA	SVS	SOG	SVS%	GAA
1	FUJIMOTO Nana	3	140:00	1	32	33	96.97	0.43
20	KOMURA Yuuri	2	00:00	0	0	0	0.00	0.00
25	YOSHIDA Amika	1	40:00	0	4	4	100.00	0.00

Team Roster

Team: JPN (black)

No	Pos	Name	GP	G	A	PTS	PIM	+/-
1	GK	FUJIMOTO Nana	3	0	0	0	0	
2	D	KOIKE Shiori	3	1	0	1	0	+3
3	D	FUJIMOTO Nachi +A	3	0	1	1	0	+4
4	D	TOKO Ayaka	3	1	1	2	0	+3
5	D	YOSHIDA Miyuka	3	0	1	1	0	+4
6	D	SUZUKI Sena +A	3	2	1	3	0	+2
7	D	HORI Mika	3	1	0	1	0	+2
10	F	YONEYAMA Haruna	3	1	6	7	4	+5
11	F	MORII Mai	3	1	2	3	2	+1
12	F	OSAWA Chiho +C	3	1	2	3	2	+3
13	F	FUJIMOTO Moeko	3	2	1	3	0	+2
14	F	YUYAMA Seika	0	0	0	0	0	0
15	F	TOUMA Miyou	3	0	0	0	0	+1
16	F	NOTOYA Yui	3	1	0	1	0	+1
17	F	OTA Yukina	3	1	0	1	4	+3
18	F	MORITAKE Runa	3	2	0	2	2	+3
19	F	OHASHI Asami	3	0	1	1	4	+3
20	GK	KOMURA Yuuri	2	0	0	0	0	
21	F	IWASAKI Mayu	3	1	0	1	2	+1
22	F	SUGISAWA Nene	3	0	1	1	0	+1
23	F	SAKAMOTO Rio	3	1	3	4	0	+3
25	GK	YOSHIDA Amika	1	0	0	0	0	

Team: CAN

No	Name	GP	MIP	GA	SVS	SOG	SVS%	GAA
1	ROUSSEAU-SIROIS Elodie	2	88:35	3	28	31	90.32	2.03
30	KESTERIS Nicole	2	30:16	0	8	8	100.00	0.00

Team: CAN (white)

No	Pos	Name	GP	G	A	PTS	PIM	+/-
1	GK	ROUSSEAU-SIROIS Elodie	2	0	0	0	0	
2	F	POLCI Bree	2	1	1	2	2	+2
6	F	FICKEL Jessica	2	1	0	1	0	+1
7	F	NORMORE Alexa	1	0	1	1	0	-1
8	F	HOUSTON Tess	2	0	0	0	0	0
10	D	CASORSO Sarah	2	0	1	1	2	+1
11	D	GOSLING Katelyn	2	0	4	4	0	+2
12	F	LITCHFIELD-MEDD Maggie	2	0	1	1	2	+1
13	D	FLINTON Julia	2	0	0	0	0	0
14	D	FOURACRES Brittney +A	2	1	0	1	0	0
17	D	VISSER Keirstin	2	0	0	0	0	0
19	F	BROOKER Laura +C	2	0	2	2	0	+1
20	F	LANCELEVE Breanna	2	2	0	2	0	0
21	F	McHAFFIE Morgan +A	2	1	0	1	4	+2
22	F	BARKER Ariane	2	1	0	1	0	+1
23	D	MANTHA Elizabeth	2	0	0	0	0	+3
25	F	MACKNIGHT Jenny	2	0	0	0	0	+2
27	F	ODDY Daley	2	1	1	2	0	+1
29	F	KAMPJES Jessica	2	0	0	0	2	-2
30	GK	KESTERIS Nicole	2	0	0	0	0	

LEGEND

A Assists	D Defence	F Forward	G Goals
GA Goals against	GAA Goals against as average per 60 minutes	GK Goalkeeper	GP Games played
MIP Minutes and seconds played	No Jersey number	PIM Penalties in minutes	Pos Position
PTS Points	SOG Shots on goal	SVS Saves	SVS% Saves in percentage
+/- Plus/minus net	+A Assistant captain	+C Captain	

Timing and Results provided by **TISSOT**



Line-ups

JPN - CAN

Referee(s)

FINDUROVA Zuzana (SVK)

Linesmen

ANGERER Bettina (AUT) , STEWART Brienne (USA)

Goalkeepers

Team: JPN

No Name

1 FUJIMOTO Nana
20 KOMURA Yuuri

Team Line-ups

Team: JPN (black)

No Pos Name

2	D	KOIKE Shiori
4	D	TOKO Ayaka
10	F	YONEYAMA Haruna
12	F	OSAWA Chiho +C
13	F	FUJIMOTO Moeko
6	D	SUZUKI Sena +A
7	D	HORI Mika
18	F	MORITAKE Runa
19	F	OHASHI Asami
23	F	SAKAMOTO Rio
3	D	FUJIMOTO Nachi +A
5	D	YOSHIDA Miyuka
11	F	MORII Mai
17	F	OTA Yukina
21	F	IWASAKI Mayu
14	F	YUYAMA Seika
15	F	TOUMA Miyou
16	F	NOTOYA Yui
22	F	SUGISAWA Nene

NOT DRESSED:

25 GK YOSHIDA Amika

Team: CAN

No Name

30 KESTERIS Nicole
1 ROUSSEAU-SIROIS Elodie

Team: CAN (white)

No Pos Name

11	D	GOSLING Katelyn
23	D	MANTHA Elizabeth
8	F	HOUSTON Tess
19	F	BROOKER Laura +C
25	F	MACKNIGHT Jenny
10	D	CASORSO Sarah
14	D	FOURACRES Brittney
6	F	FICKEL Jessica
7	F	NORMORE Alexa +A
29	F	KAMPJES Jessica
13	D	FLINTON Julia
17	D	VISSER Keirstin
20	F	LANCELEVE Breanna
21	F	McHAFFIE Morgan +A
22	F	BARKER Ariane
2	F	POLCI Bree
12	F	LITCHFIELD-MEDD Maggie
27	F	ODDY Daley

LEGEND

D	Defence	F	Forward	No	Jersey number	Pos	Position
+A	Assistant captain	+C	Captain				

Timing and Results provided by **TISSOT**



Graphical Line-ups

JPN - CAN

Referee(s)

FINDUROVA Zuzana (SVK)

Linesmen

ANGERER Bettina (AUT) , STEWART Brienne (USA)

Team: JPN - Japan (black)

Head Coach:

S1 1 FUJIMOTO Nana		
20 KOMURA Yuuri		
S2 2 KOIKE Shiori	S3 4 TOKO Ayaka	
S6 13 FUJIMOTO Moeko	S4 10 YONEYAMA Haruna	S5 12 OSAWA Chiho +C
6 SUZUKI Sena +A		7 HORI Mika
19 OHASHI Asami	23 SAKAMOTO Rio	18 MORITAKE Runa
5 YOSHIDA Miyuka		3 FUJIMOTO Nachi +A
17 OTA Yukina	21 IWASAKI Mayu	11 MORII Mai
		14 YUYAMA Seika
15 TOUMA Miyou	16 NOTOYA Yui	22 SUGISAWA Nene

Team: CAN - Canada (white)

Head Coach:

S1 30 KESTERIS Nicole		
1 ROUSSEAU-SIROIS Elodie		
S2 11 GOSLING Katelyn	S3 23 MANTHA Elizabeth	
S5 19 BROOKER Laura +C	S4 8 HOUSTON Tess	S6 25 MACKNIGHT Jenny
10 CASORSO Sarah		14 FOURACRES Brittney
29 KAMPJES Jessica	7 NORMORE Alexa +A	6 FICKEL Jessica
17 VISSER Keirstin		13 FLINTON Julia
20 LANCELEVE Breanna	21 McHAFFIE Morgan +A	22 BARKER Ariane
12 LITCHFIELD-MEDD Maggie	2 POLCI Bree	27 ODDY Daley

LEGEND

Sn Starting position

+A Assistant captain

+C Captain

Timing and Results provided by **TISSOT**



Game Summary

JPN - CAN 2 - 5 (0 - 0 , 2 - 3 , 0 - 2)

Spectators	Referee(s)	Linesmen
180	FINDUROVA Zuzana (SVK)	ANGERER Bettina (AUT) , STEWART Brienne (USA)

Team Statistics

Period	Score	SVS	SOG	PIM	TPP	PPG	SHG
1	0 : 0	8 : 7	7 : 8	4 : 2	02:00 : 04:00	0 : 0	0 : 0
2	2 : 3	17 : 5	7 : 20	2 : 4	01:03 : 02:00	1 : 0	0 : 1
3	0 : 2	9 : 8	8 : 11	6 : 2	01:32 : 04:00	0 : 0	0 : 0
Total	2 : 5	34 : 20	22 : 39	12 : 8	04:35 : 10:00	1 : 0	0 : 1

1st Period

Action	Time	ET/Res	Team	Type	No	Name	(G)	Name of Assistant(s) / Action Description
GK	00:00		JPN		1	FUJIMOTO N		- Goalkeeper in
GK	00:00		CAN		30	KESTERIS N		- Goalkeeper in
Penalty	05:38	07:38	JPN	2 min.	16	NOTOYA Y		- Tripping
Penalty	08:59	10:59	JPN	2 min.	21	IWASAKI M		- Hooking
Penalty	16:54	18:54	CAN	2 min.	6	Fickel J		- Tripping

2nd Period

Action	Time	ET/Res	Team	Type	No	Name	(G)	Name of Assistant(s) / Action Description
Goal	27:37	0 : 1	CAN	EQ	13	FLINTON J	(1)	17 Visser K 25 MACKNIGHT J On Ice JPN 1 2 4 11 17 21 CAN 30 8 13 17 19 25
Goal	29:35	0 : 2	CAN	EQ	21	McHAFFIE M	(2)	20 LANCELEVE B 22 Barker A On Ice JPN 1 2 7 18 19 23 CAN 30 10 14 20 21 22
Goal	34:02	1 : 2	JPN	EQ	21	IWASAKI M	(2)	2 KOIKE S 19 OHASHI A On Ice JPN 1 2 4 19 21 22 CAN 30 11 20 21 22 23
Penalty	34:34	35:09	CAN	2 min.	12	LITCHFIELD-MEDD M		- Interference
Goal	34:43	1 : 3	CAN	SH1	8	HOUSTON T	(1)	19 Brooker L On Ice JPN 1 2 4 10 12 13 CAN 30 8 10 14 19
Goal	35:09	2 : 3	JPN	PP1	12	OSAWA C	(2)	10 YONEYAMA H On Ice JPN 1 2 4 10 12 13 CAN 30 8 10 14 19
Penalty	36:36	38:36	JPN	2 min.	6	SUZUKI S		- Delaying the Game
Penalty	39:32	41:32	CAN	2 min.	14	FOURACRES B		- Cross-Checking

3rd Period

Action	Time	ET/Res	Team	Type	No	Name	(G)	Name of Assistant(s) / Action Description
Penalty	43:40	45:40	JPN	2 min.	23	SAKAMOTO R		- Tripping
Penalty	49:08	51:08	JPN	2 min.	23	SAKAMOTO R		- Hooking
Penalty	51:44	53:44	JPN	2 min.	10	YONEYAMA H		- Holding the Stick
Penalty	51:44	53:44	CAN	2 min.	22	Barker A		- Interference
Goal	57:15	2 : 4	CAN	EQ	21	McHAFFIE M	(3)	17 Visser K 12 LITCHFIELD-MEDD M On Ice JPN 1 2 7 18 19 23 CAN 30 12 13 17 21 22
Goal	58:56	2 : 5	CAN	EQ	7	NORMORE A	(1)	29 KAMPJES J 27 ODDY D On Ice JPN 1 2 4 10 12 13 CAN 30 7 11 23 27 29
GK	60:00		JPN					1 FUJIMOTO N - Goalkeeper out
GK	60:00		CAN					30 KESTERIS N - Goalkeeper out

Goalkeeper Records

Team : JPN - Japan

No	Name	SOG	SVS	MIP
1	FUJIMOTO Nana	39	34	60:00
20	KOMURA Yuuri			

Team : CAN - Canada

No	Name	SOG	SVS	MIP
30	KESTERIS Nicole	22	20	60:00
1	ROUSSEAU-SIROIS Elodie			

Game Statistics

Team : JPN (black)



Head Coach :										Shots on Goal						
No	Pos	Name	G	A	P	PIM	FO+	FO-	FO+/-	FO%	1	2	3	OT	TS	+/-
2	D	KOIKE Shiori	0	1	1	0	0	0	0	0.00	0	0	1		1	-4
4	D	TOKO Ayaka	0	0	0	0	0	0	0	0.00	1	0	0		1	-2
10	F	YONEYAMA Haruna	0	1	1	2	9	14	-5	39.13	2	0	1		3	-2
12	F	OSAWA Chiho +C	1	0	1	0	0	0	0	0.00	1	2	1		4	-2
13	F	FUJIMOTO Moeko	0	0	0	0	1	1	0	50.00	1	0	1		2	-2
6	D	SUZUKI Sena +A	0	0	0	2	0	0	0	0.00	0	1	1		2	0
7	D	HORI Mika	0	0	0	0	0	0	0	0.00	0	0	1		1	-2
18	F	MORITAKE Runa	0	0	0	0	0	0	0	0.00	0	0	0		0	-2
19	F	OHASHI Asami	0	1	1	0	0	1	-1	0.00	1	0	1		2	-1
23	F	SAKAMOTO Rio	0	0	0	4	10	11	-1	47.62	0	0	0		0	-2
3	D	FUJIMOTO Nachi +A	0	0	0	0	0	0	0	0.00	0	0	0		0	0
5	D	YOSHIDA Miyuka	0	0	0	0	0	0	0	0.00	0	0	0		0	0
11	F	MORII Mai	0	0	0	0	0	0	0	0.00	1	1	1		3	-1
17	F	OTA Yukina	0	0	0	0	0	0	0	0.00	0	1	0		1	-1
21	F	IWASAKI Mayu	1	0	1	2	5	10	-5	33.33	0	1	0		1	0
14	F	YUYAMA Seika	0	0	0	0	0	0	0	0.00	0	0	0		0	0
15	F	TOUMA Miyou	0	0	0	0	0	0	0	0.00	0	0	0		0	0
16	F	NOTOYA Yui	0	0	0	2	1	0	1	100.00	0	0	0		0	0
22	F	SUGISAWA Nene	0	0	0	0	0	0	0	0.00	0	1	0		1	+1
1	GK	FUJIMOTO Nana	0	0	0	0					0	0	0		0	
20	GK	KOMURA Yuuri	0	0	0	0					0	0	0		0	
Total			2	3	5	12	26	37	-11	41.27	7	7	8		22	

Team : CAN (white)

Head Coach :										Shots on Goal						
No	Pos	Name	G	A	P	PIM	FO+	FO-	FO+/-	FO%	1	2	3	OT	TS	+/-
8	F	HOUSTON Tess	1	0	1	0	8	8	0	50.00	0	4	0		4	+2
11	D	GOSLING Katelyn	0	0	0	0	0	0	0	0.00	0	0	0		0	0
19	F	BROOKER Laura +C	0	1	1	0	0	0	0	0.00	0	0	0		0	+2
23	D	MANTHA Elizabeth	0	0	0	0	0	0	0	0.00	0	1	0		1	0
25	F	MACKNIGHT Jenny	0	1	1	0	1	0	1	100.00	0	0	0		0	+1
6	F	FICKEL Jessica	0	0	0	2	1	2	-1	33.33	0	3	2		5	0
7	F	NORMORE Alexa +A	1	0	1	0	11	6	5	64.71	2	0	2		4	+1
10	D	CASORSO Sarah	0	0	0	0	0	0	0	0.00	1	0	0		1	+2
14	D	FOURACRES Brittney	0	0	0	2	0	0	0	0.00	1	1	0		2	+2
29	F	KAMPJES Jessica	0	1	1	0	0	0	0	0.00	1	3	2		6	+1
13	D	FLINTON Julia	1	0	1	0	0	0	0	0.00	1	1	0		2	+2
17	D	VISSER Keirstin	0	2	2	0	0	0	0	0.00	0	0	0		0	+2
20	F	LANCELEVE Breanna	0	1	1	0	0	0	0	0.00	1	1	2		4	0
21	F	McHAFFIE Morgan +A	2	0	2	0	11	6	5	64.71	0	2	1		3	+1
22	F	BARKER Ariane	0	1	1	2	0	0	0	0.00	0	0	0		0	+1
2	F	POLCI Bree	0	0	0	0	4	3	1	57.14	0	1	0		1	0
12	F	LITCHFIELD-MEDD Maggie	0	1	1	2	1	1	0	50.00	0	2	2		4	+1
27	F	ODDY Daley	0	1	1	0	0	0	0	0.00	1	1	0		2	+1
1	GK	ROUSSEAU-SIROIS Elodie	0	0	0	0					0	0	0		0	
30	GK	KESTERIS Nicole	0	0	0	0					0	0	0		0	
Total			5	9	14	8	37	26	11	58.73	8	20	11		39	



LEGEND

(G) Goals in tournament	* does not count for Plus/minus	+/- Plus/minus net	+A Assistant captain
+C Captain	A Assists	D Defence	EQ Equal strength
ET/Res Penalty end time/Result of game	F Forward	FO- Face-offs lost	FO% Face-offs won as percentage
FO+ Face-offs won	FO+/- Face-offs net	G Goals	GK Goalkeeper
MIP Minutes in play (GK)	No Jersey number	OT Overtime	P Points
PIM Penalties in minutes	Pos Position	PP1 Power play - 1 player	PPG Power play goals
SH1 Shorthanded - 1 player	SHG Shorthanded goals	SOG Shots on goal	SVS Saves
TPP Time on power play	TS Total shots		

Timing and Results provided by **TISSOT**



Shot Chart

JPN - CAN

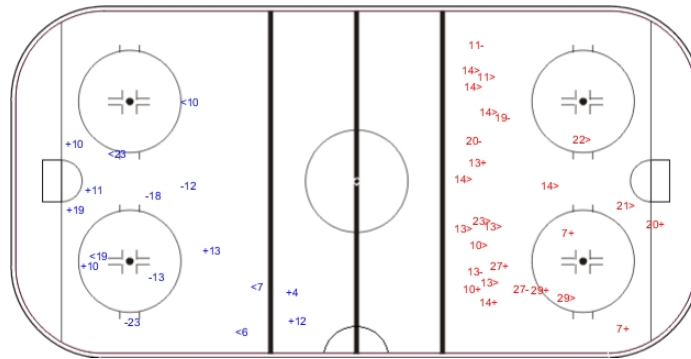
Shots by JPN

Goals (o): 0 SSG (+): 7
SSP (-): 5 SPG (-): 4



GK 30 of CAN

CAN Period: 1 JPN



Shots by CAN

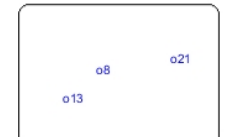
Goals (o): 0 SSG (+): 8
SSP (>): 14 SPG (-): 5



GK 1 of JPN

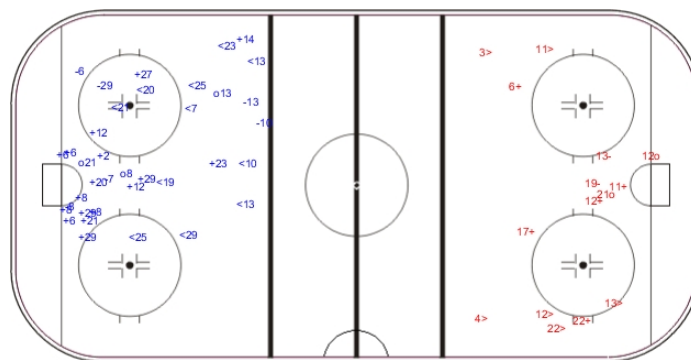
Shots by CAN

Goals (o): 3 SSG (+): 17
SSP (-): 11 SPG (-): 6



GK 1 of JPN

JPN Period: 2 CAN



Shots by JPN

Goals (o): 2 SSG (+): 5
SSP (>): 6 SPG (-): 2



GK 30 of CAN

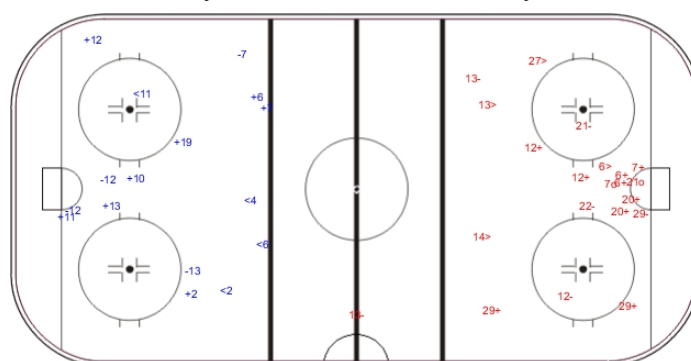
Shots by JPN

Goals (o): 0 SSG (+): 8
SSP (-): 4 SPG (-): 4



GK 30 of CAN

CAN Period: 3 JPN



Shots by CAN

Goals (o): 2 SSG (+): 9
SSP (>): 4 SPG (-): 6



GK 1 of JPN

LEGEND

GK Goalkeeper **SPG** Shots past goal **SSG** Shots saved by goalkeeper **SSP** Shots saved by player

Timing and Results provided by **TISSOT**



Face-off Chart

JPN - CAN

PERIOD 1

	JPN		CAN		JPN		CAN		
	Def. zone	Att. zone	Neutral zone		Att. zone	Def. zone			
	- 23	+ 7	- 10	+ 8	+ 10	- 21			Total wins all zones
	- 21	+ 8	+ 23	- 12	- 23	+ 21			
	+ 23	- 21	- 21	+ 2	- 10	+ 7			
	- 21	+ 7			+ 10	- 2			
	+ 10	- 7			- 23	+ 8			
	- 10	+ 25			+ 23	- 7			
					+ 21	- 21			
Total wins / period	2 / 33%	4 / 67%	1 / 33%	2 / 67%	4 / 57%	3 / 43%	Total wins all zones		
							JPN	CAN	
							7 / 44%	9 / 56%	

PERIOD 2

	JPN		CAN		JPN		CAN		
	Def. zone	Att. zone	Neutral zone		Att. zone	Def. zone			
	- 21	+ 2	- 10	+ 8	- 21	+ 7			Total wins all zones
	+ 23	- 7	+ 10	- 8	- 23	+ 12			
	- 10	+ 21	+ 16	- 7	+ 23	- 7			
	+ 23	- 2	- 10	+ 8	- 10	+ 7			
	+ 23	- 8	- 21	+ 21	- 10	+ 8			
	- 19	+ 21	+ 21	- 2	+ 23	- 21			
	- 10	+ 7	+ 10	- 8	- 21	+ 21			
			- 23	+ 21	- 23	+ 7			
					+ 23	- 6			
					- 10	+ 8			
Total wins / period	3 / 43%	4 / 57%	4 / 50%	4 / 50%	3 / 30%	7 / 70%	Total wins all zones		
							JPN	CAN	
							10 / 40%	15 / 60%	

PERIOD 3

	JPN		CAN		JPN		CAN			
	Def. zone	Att. zone	Neutral zone		Att. zone	Def. zone				
	- 21	+ 8	+ 10	- 8	- 10	+ 7			Total wins all zones	
	+ 10	- 8	+ 10	- 8	- 23	+ 2				
	- 10	+ 7	- 21	+ 21	- 10	+ 21				
	- 23	+ 2	- 10	+ 21	- 23	+ 21				
	+ 21	- 8	- 21	+ 21	- 23	+ 7				
	+ 21	- 7	- 23	+ 7	+ 23	- 21				
	+ 13	- 6								
	- 13	+ 6								
	+ 21	- 8								
	+ 10	- 21								
Total wins / period	6 / 60%	4 / 40%	2 / 33%	4 / 67%	1 / 17%	5 / 83%	Total wins all zones			
							JPN	CAN		
							9 / 41%	13 / 59%		

TOTAL



	JPN	CAN	JPN	CAN	JPN	CAN	Total wins all zones	
	Def. zone	Att. zone	Neutral zone		Att. zone	Def. zone	JPN	CAN
Total wins / game	11 / 48%	12 / 52%	7 / 41%	10 / 59%	8 / 35%	15 / 65%	26 / 41%	37 / 59%




HEAD TO HEAD

		CAN											
No.	2	6	7	8	12	21	25	Tot	wins JPN	Dz	Nz	Az	
JPN	10	1 - 0		1 - 5	5 - 5		2 - 3	0 - 1	23	9 39%	3 43%	4 50%	2 25%
	13		1 - 1						2	1 50%	1 50%		
	16			1 - 0					1	1 100%		1 100%	
	19						0 - 1		1	0 0%	0 0%		
	21	1 - 2		1 - 2	2 - 2		1 - 4		15	5 33%	3 43%	1 20%	1 33%
	23	1 - 2	1 - 0	3 - 4	1 - 1	1 - 1	3 - 3		21	10 48%	4 67%	1 33%	5 42%
Tot	7	3	17	16	2	17	1	63	26 41%	11 48%	7 41%	8 35%	
wins CAN	4 57%	1 33%	11 65%	8 50%	1 50%	11 65%	1 100%	37 59%					
Dz	1 50%	0 0%	6 75%	3 100%	1 100%	4 50%		15 65%					
Nz	1 50%		1 50%	3 43%	0 0%	5 100%		10 59%					
Az	2 67%	1 50%	4 57%	2 33%		2 50%	1 100%	12 52%					

LEGEND

Az Attacking zone **Dz** Defending zone **Nz** Neutral zone **Tot** Total face-offs played

Timing and Results provided by  TISSOT



Game Roster

RUS - CHN

Referee(s)

KETONEN Kaisa (FIN)

Linesmen

PAGON Natasa (SLO) , STREITOVA Tereza (CZE)

Goalkeepers

Team: RUS

No	Name	GP	MIP	GA	SVS	SOG	SVS%	GAA
1	MOROZOVA Nadezda	2	20:00	0	4	4	100.00	0.00
20	LESKINA Yulia	2	100:00	2	35	37	94.59	1.20

Team Roster

Team: RUS (red)

No	Pos	Name	GP	G	A	PTS	PIM	+/-
1	GK	MOROZOVA Nadezda	2	0	0	0	0	
2	D	GONCHARENKO Angelina +A	2	0	0	0	0	+4
3	D	VORONTCOVA Natalia	2	0	1	1	0	0
7	F	DYUPINA Evgenia	2	0	0	0	0	0
8	F	GAVRILOVA Iya +C	2	4	3	7	2	+3
9	F	VAFINA Alexandra	2	2	0	2	2	+1
10	F	BELYAKOVA Liudmila	2	1	2	3	4	+3
12	D	PECHNIKOVA Mariia	2	0	0	0	2	+1
13	D	ANANINA Ekaterina	2	0	0	0	2	+1
14	F	BULATOVA Diana	2	0	1	1	2	+1
15	F	PAVLOVA Valeriia	2	0	1	1	0	+1
16	F	KIRILENKO Maria	2	0	0	0	0	0
17	F	LEBEDEVA Ekaterina	2	1	2	3	0	+3
18	F	SOSINA Olga +A	2	3	4	7	2	+5
19	F	SHOKHINA Anna	2	2	4	6	0	+5
20	GK	LESKINA Yulia	2	0	0	0	0	
21	D	SHCHUKINA Ann	2	0	0	0	6	+3
22	D	BATALOVA Mariia	2	0	0	0	0	+5
25	F	SILINA Elena	2	0	0	0	0	0
26	F	DERGACHEVA Elena	2	2	4	6	2	+5
27	F	MITROFANOVA Elina	2	0	0	0	2	0
29	D	NIKOLAEVA Ekaterina	2	0	0	0	0	+4

Team: CHN

No	Name	GP	MIP	GA	SVS	SOG	SVS%	GAA
1	LIU Yuchan	3	27:19	0	7	7	100.00	0.00
19	WANG Yuqing	3	152:26	2	89	91	97.80	0.79
20	YANG Jiaqi	0	00:00	0	0	0	0.00	0.00

Team: CHN (white)

No	Pos	Name	GP	G	A	PTS	PIM	+/-
1	GK	LIU Yuchan	3	0	0	0	0	
2	F	FANG Xin	3	3	4	7	2	+11
4	F	ZHANG Chi	3	0	1	1	4	+1
5	F	GUAN Yingying	3	0	0	0	2	+1
6	D	LIU Zhixin	3	3	2	5	2	+10
7	F	ZHANG Mengying +A	3	2	3	5	4	+8
8	D	DENG Di	3	0	0	0	0	+8
9	D	XIAO Jinqiu +C	3	0	0	0	0	0
10	F	HE Xin	3	2	1	3	0	+2
11	D	ZHAO Qinan	3	0	2	2	4	+2
12	F	LU Shuang	3	1	1	2	6	+1
13	F	DU Jiayao	3	0	1	1	0	+2
14	F	FU Kexin	3	0	0	0	0	0
15	F	KONG Minghui +A	3	3	2	5	2	+11
16	F	LYU Yue	3	0	0	0	0	0
17	D	LIU Siyang	3	0	0	0	0	0
18	D	WEN Lu	3	0	0	0	8	+2
19	GK	WANG Yuqing	3	0	0	0	0	
20	GK	YANG Jiaqi	0	0	0	0	0	
21	D	WANG Lu	0	0	0	0	0	0
22	F	JU Jingwen	3	0	0	0	0	0

LEGEND

A Assists	D Defence	F Forward	G Goals
GA Goals against	GAA Goals against as average per 60 minutes	GK Goalkeeper	GP Games played
MIP Minutes and seconds played	No Jersey number	PIM Penalties in minutes	Pos Position
PTS Points	SOG Shots on goal	SVS Saves	SVS% Saves in percentage
+/- Plus/minus net	+A Assistant captain	+C Captain	

Timing and Results provided by **TISSOT**



Line-ups

RUS - CHN

Referee(s)

KETONEN Kaisa (FIN)

Linesmen

PAGON Natasa (SLO) , STREITOVA Tereza (CZE)

Goalkeepers

Team: RUS

No Name

20 LESKINA Yulia
1 MOROZOVA Nadezda

Team: CHN

No Name

19 WANG Yuqing
20 YANG Jiaqi

Team Line-ups

Team: RUS (red)

No Pos Name

2 D	GONCHARENKO Angelina	+A
22 D	BATALOVA Mariia	
18 F	SOSINA Olga	+A
19 F	SHOKHINA Anna	
26 F	DERGACHEVA Elena	
21 D	SHCHUKINA Ann	
29 D	NIKOLAEVA Ekaterina	
8 F	GAVRILOVA Iya	+C
10 F	BELYAKOVA Liudmila	
17 F	LEBEDEVA Ekaterina	
12 D	PECHNIKOVA Mariia	
13 D	ANANINA Ekaterina	
9 F	VAFINA Alexandra	
14 F	BULATOVA Diana	
15 F	PAVLOVA Valeriia	
3 D	VORONTCOVA Natalia	
7 F	DYUPINA Evgenia	
16 F	KIRILENKO Maria	
25 F	SILINA Elena	
27 F	MITROFANOVA Elina	

Head Coach: ULYANKIN Alexander

No Pos Name

6 D	LIU Zhixin	
8 D	DENG Di	
2 F	FANG Xin	
7 F	ZHANG Mengying	+A
15 F	KONG Minghui	+C
11 D	ZHAO Qinan	
18 D	WEN Lu	
4 F	ZHANG Chi	
10 F	HE Xin	
12 F	LU Shuang	
17 D	LIU Siyang	
5 F	GUAN Yingying	
13 F	DU Jiayao	
14 F	FU Kexin	
16 F	LYU Yue	
22 F	JU Jingwen	

Team: CHN (white)

Head Coach: WANG Fuquan

NOT DRESSED:

1 GK LIU Yuchan
9 D XIAO Jingju
21 D WANG Lu

LEGEND

D	Defence	F	Forward	No	Jersey number	Pos	Position
+A	Assistant captain	+C	Captain				

Timing and Results provided by **TISSOT**



Graphical Line-ups

RUS - CHN

Referee(s)

KETONEN Kaisa (FIN)

Linesmen

PAGON Natasa (SLO) , STREITOVA Tereza (CZE)

Team: RUS - Russian Federation (red)

Head Coach: ULYANKIN Alexander

S1 20 LESKINA Yulia		
1 MOROZOVA Nadezda		
S3 22 BATALOVA Mariia	S2 2 GONCHARENKO Angelina +A	
S5 19 SHOKHINA Anna	S6 26 DERGACHEVA Elena	S4 18 SOSINA Olga +A
29 NIKOLAEVA Ekaterina		21 SHCHUKINA Ann
17 LEBEDEVA Ekaterina	10 BELYAKOVA Liudmila	8 GAVRILOVA Iya +C
13 ANANINA Ekaterina		12 PECHNIKOVA Mariia
9 VAFINA Alexandra	14 BULATOVA Diana	15 PAVLOVA Valeriia
3 VORONTCOVA Natalia		16 KIRILENKO Maria
27 MITROFANOVA Elina	25 SILINA Elena	7 DYUPINA Evgenia

Team: CHN - China P.R. (white)

Head Coach: WANG Fuquan

S1 19 WANG Yuqing		
20 YANG Jiaqi		
S3 8 DENG Di	S2 6 LIU Zhixin	
S6 15 KONG Minghui +C	S4 2 FANG Xin	S5 7 ZHANG Mengying +A
11 ZHAO Qinan		18 WEN Lu
10 HE Xin	12 LU Shuang	4 ZHANG Chi
17 LIU Siyang		14 FU Kexin
5 GUAN Yingying	16 LYU Yue	13 DU Jiayao
		22 JU Jingwen

LEGEND

Sn Starting position

+A Assistant captain

+C Captain

Timing and Results provided by **TISSOT**



Game Summary

RUS - CHN 10 - 0 (4 - 0 , 4 - 0 , 2 - 0)

Spectators	Referee(s)	Linesmen
180	KETONEN Kaisa (FIN)	PAGON Natasa (SLO) , STREITOVA Tereza (CZE)

Team Statistics

Period	Score	SVS	SOG	PIM	TPP	PPG	SHG
1	4 : 0	4 : 20	24 : 4	4 : 4	03:02 : 04:00	1 : 0	0 : 0
2	4 : 0	5 : 14	18 : 5	6 : 2	00:19 : 04:32	1 : 0	1 : 0
3	2 : 0	5 : 13	15 : 5	6 : 4	04:00 : 06:03	0 : 0	0 : 0
Total	10 : 0	14 : 47	57 : 14	16 : 10	07:21 : 14:35	2 : 0	1 : 0

1st Period

Action	Time	ET/Res	Team	Type	No	Name	(G)	Name of Assistant(s) / Action Description
GK	00:00		RUS		20	Leskina Y		- Goalkeeper in
GK	00:00		CHN		19	WANG Y		- Goalkeeper in
Goal	03:05	1 : 0	RUS	EQ	2	GONCHARENKO A	(1)	18 Sosina O On Ice RUS 20 2 18 19 21 22 CHN 19 2 4 8 15 18
Goal	03:24	2 : 0	RUS	EQ	8	GAVRILOVA I	(5)	10 BELYAKOVA L On Ice RUS 20 8 10 17 21 29 CHN 19 2 6 7 8 15
Goal	05:44	3 : 0	RUS	EQ	19	SHOKHINA A	(3)	26 DERGACHEVA E On Ice RUS 20 2 18 19 22 26 18 Sosina O CHN 19 2 10 11 16 18
GK	05:44		CHN		20	yang j		- Goalkeeper in 19 WANG Y - Goalkeeper out
Penalty	09:20	10:22	CHN	2 min.	8	deng d		- Slashing
Goal	10:22	4 : 0	RUS	PP1	2	GONCHARENKO A	(2)	18 Sosina O On Ice RUS 20 2 10 18 19 22 19 SHOKHINA A CHN 20 6 7 15 18 *
Penalty	11:05	13:05	RUS	2 min.	15	PAVLOVA V		- Hooking
Penalty	13:13	15:13	RUS	2 min.	10	BELYAKOVA L		- Illegal Hit
Penalty	16:45	18:45	CHN	2 min.	11	ZHAO Q		- Hooking

2nd Period

Action	Time	ET/Res	Team	Type	No	Name	(G)	Name of Assistant(s) / Action Description
Goal	25:50	5 : 0	RUS	EQ	14	BULATOVA D	(1)	15 PAVLOVA V On Ice RUS 20 9 12 13 14 15 9 VAFINA A CHN 20 4 10 11 12 18
Penalty	26:09	26:28	CHN	2 min.	15	KONG M		- Roughing
Goal	26:28	6 : 0	RUS	PP1	2	GONCHARENKO A	(3)	18 Sosina O On Ice RUS 20 2 8 18 19 26 8 GAVRILOVA I CHN 20 2 6 7 8 *
GK	26:28		CHN		19	WANG Y		- Goalkeeper in 20 yang j - Goalkeeper out
Penalty	30:55	32:55	RUS	2 min.	22	BATALOVA M		- Tripping
GK	30:55		RUS		1	MOROZOVA N		- Goalkeeper in 20 Leskina Y - Goalkeeper out
Penalty	32:01	34:01	RUS	2 min.	17	LEBEDEVA E		- Illegal Hit
Goal	37:15	7 : 0	RUS	EQ	10	BELYAKOVA L	(2)	16 Kirilenko M On Ice RUS 1 3 8 10 16 22 CHN 19 4 10 11 12 18
Penalty	38:34	40:34	RUS	2 min.	2	GONCHARENKO A		- Slashing
Goal	39:19	8 : 0	RUS	SH1	19	SHOKHINA A	(4)	18 Sosina O On Ice RUS 1 18 19 21 22 22 BATALOVA M CHN 19 2 6 7 10 18
GK	39:19		CHN		20	yang j		- Goalkeeper in 19 WANG Y - Goalkeeper out

3rd Period

Action	Time	ET/Res	Team	Type	No	Name	(G)	Name of Assistant(s) / Action Description
Goal	40:35	9 : 0	RUS	EQ	19	SHOKHINA A	(5)	22 BATALOVA M On Ice RUS 1 2 18 19 22 26 26 DERGACHEVA E CHN 20 6 8 12 13 16
Penalty	41:35	43:35	RUS	2 min.	12	PECHNIKOVA M		- Holding the Stick
Penalty	46:35	48:35	RUS	2 min.	25	SILINA E		- Holding an opponent
Penalty	48:39	50:39	CHN	2 min.	7	ZHANG M		- Hooking
Penalty	55:28	57:28	CHN	2 min.	12	lu s		- Slashing
Goal	57:33	10 : 0	RUS	EQ	10	BELYAKOVA L	(3)	8 GAVRILOVA I On Ice RUS 1 8 10 17 21 29 CHN 20 5 10 11 12 18
Penalty	58:31	60:00	RUS	2 min.	9	VAFINA A		- Tripping

Timing and Results provided by **TISSOT**



Action	Time	ET/Res	Team	Type	No	Name	(G)	Name of Assistant(s) / Action Description
GK	60:00		RUS					1 MOROZOVA N - Goalkeeper out
GK	60:00		CHN					20 yang j - Goalkeeper out

Goalkeeper Records

Team : RUS - Russian Federation

Team : CHN - China P.R.

No	Name	SOG	SVS	MIP	No	Name	SOG	SVS	MIP
20	LESKINA Yulia	8	8	30:55	20	YANG Jiaqi	37	32	41:25
1	MOROZOVA Nadezda	6	6	29:05	19	WANG Yuqing	20	15	18:35

Game Statistics

Team : RUS (red)

Head Coach : ULYANKIN Alexander

No	Pos	Name	G	A	P	PIM	FO+	FO-	FO+/-	FO%	Shots on Goal				TS	+/-
											1	2	3	OT		
2	D	GONCHARENKO Angelina +A	3	0	3	2	0	0	0	0.00	3	1	1		5	+3
18	F	SOSINA Olga +A	0	5	5	0	0	0	0	0.00	1	3	0		4	+4
19	F	SHOKHINA Anna	3	1	4	0	1	1	0	50.00	3	3	1		7	+4
22	D	BATALOVA Mariia	0	2	2	2	0	0	0	0.00	2	1	1		4	+5
26	F	DERGACHEVA Elena	0	2	2	0	7	3	4	70.00	0	1	1		2	+2
8	F	GAVRILOVA Iya +C	1	2	3	0	2	0	2	100.00	5	1	2		8	+3
10	F	BELYAKOVA Liudmila	2	1	3	2	19	11	8	63.33	4	1	2		7	+3
17	F	LEBEDEVA Ekaterina	0	0	0	2	0	1	-1	0.00	0	0	0		0	+2
21	D	SHCHUKINA Ann	0	0	0	0	0	0	0	0.00	4	0	0		4	+4
29	D	NIKOLAEVA Ekaterina	0	0	0	0	0	0	0	0.00	0	0	0		0	+2
9	F	VAFINA Alexandra	0	1	1	2	0	0	0	0.00	0	0	0		0	+1
12	D	PECHNIKOVA Mariia	0	0	0	2	0	0	0	0.00	0	1	0		1	+1
13	D	ANANINA Ekaterina	0	0	0	0	0	0	0	0.00	0	1	1		2	+1
14	F	BULATOVA Diana	1	0	1	0	13	5	8	72.22	0	1	1		2	+1
15	F	PAVLOVA Valeriia	0	1	1	2	0	2	-2	0.00	2	3	2		7	+1
3	D	VORONTCOVA Natalia	0	0	0	0	0	0	0	0.00	0	0	0		0	+1
7	F	DYUPINA Evgenia	0	0	0	0	0	0	0	0.00	0	0	0		0	0
16	F	KIRILENKO Maria	0	1	1	0	1	0	1	100.00	0	1	1		2	+1
25	F	SILINA Elena	0	0	0	2	3	5	-2	37.50	0	0	0		0	0
27	F	MITROFANOVA Elina	0	0	0	0	0	1	-1	0.00	0	0	2		2	0
1	GK	MOROZOVA Nadezda	0	0	0	0					0	0	0		0	
20	GK	LESKINA Yulia	0	0	0	0					0	0	0		0	
Total			10	16	26	16	46	29	17	61.33	24	18	15		57	

Team : CHN (white)

Head Coach : WANG Fuquan

No	Pos	Name	G	A	P	PIM	FO+	FO-	FO+/-	FO%	Shots on Goal				TS	+/-
											1	2	3	OT		
2	F	FANG Xin	0	0	0	0	16	19	-3	45.71	0	0	0		0	-4
6	D	LIU Zhixin	0	0	0	0	0	0	0	0.00	3	0	2		5	-3
7	F	ZHANG Mengying +A	0	0	0	2	2	1	1	66.67	1	1	2		4	-2
8	D	DENG Di	0	0	0	2	0	0	0	0.00	0	1	0		1	-3
15	F	KONG Minghui +C	0	0	0	2	1	0	1	100.00	0	0	0		0	-2
4	F	ZHANG Chi	0	0	0	0	0	0	0	0.00	0	0	0		0	-3
10	F	HE Xin	0	0	0	0	0	3	-3	0.00	0	1	0		1	-5
11	D	ZHAO Qinan	0	0	0	2	0	2	-2	0.00	0	0	0		0	-4
12	F	LU Shuang	0	0	0	2	7	10	-3	41.18	0	1	1		2	-4
18	D	WEN Lu	0	0	0	0	0	2	-2	0.00	0	0	0		0	-6
5	F	GUAN Yingying	0	0	0	0	0	0	0	0.00	0	0	0		0	-1
13	F	DU Jiayao	0	0	0	0	0	0	0	0.00	0	0	0		0	-1
14	F	FU Kexin	0	0	0	0	0	0	0	0.00	0	0	0		0	0
16	F	LYU Yue	0	0	0	0	3	9	-6	25.00	0	0	0		0	-2
17	D	LIU Siyang	0	0	0	0	0	0	0	0.00	0	0	0		0	0
22	F	JU Jingwen	0	0	0	0	0	0	0	0.00	0	1	0		1	0
19	GK	WANG Yuqing	0	0	0	0					0	0	0		0	
20	GK	YANG Jiaqi	0	0	0	0					0	0	0		0	

Timing and Results provided by TISSOT




Head Coach : WANG Fuquan

No	Pos	Name	G	A	P	PIM	FO+	FO-	FO+/-	FO%	Shots on Goal					+/-
											1	2	3	OT	TS	
Total			0	0	0	10	29	46	-17	38.67	4	5	5	14		

LEGEND

(G) Goals in tournament	* does not count for Plus/minus	+/- Plus/minus net	+A Assistant captain
+C Captain	A Assists	D Defence	EQ Equal strength
ET/Res Penalty end time/Result of game	F Forward	FO- Face-offs lost	FO% Face-offs won as percentage
FO+ Face-offs won	FO+/- Face-offs net	G Goals	GK Goalkeeper
MIP Minutes in play (GK)	No Jersey number	OT Overtime	P Points
PIM Penalties in minutes	Pos Position	PP1 Power play - 1 player	PPG Power play goals
SH1 Shorthanded - 1 player	SHG Shorthanded goals	SOG Shots on goal	SVS Saves
TPP Time on power play	TS Total shots		

Timing and Results provided by  TISSOT

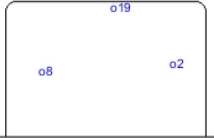


Shot Chart


RUS - CHN

Shots by RUS

Goals (o): 4 SSG (+): 20
SSP (-): 7 SPG (-): 10



GK 19 of CHN



GK 20 of CHN

Shots by CHN

Goals (o): 0 SSG (+): 5
SSP (-): 3 SPG (-): 1



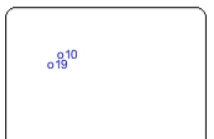
GK 1 of RUS



GK 20 of RUS

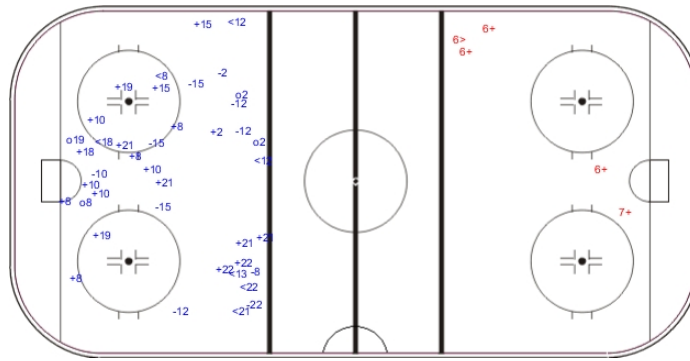
Shots by RUS

Goals (o): 2 SSG (+): 13
SSP (-): 6 SPG (-): 7



GK 20 of CHN

CHN Period: 1 RUS



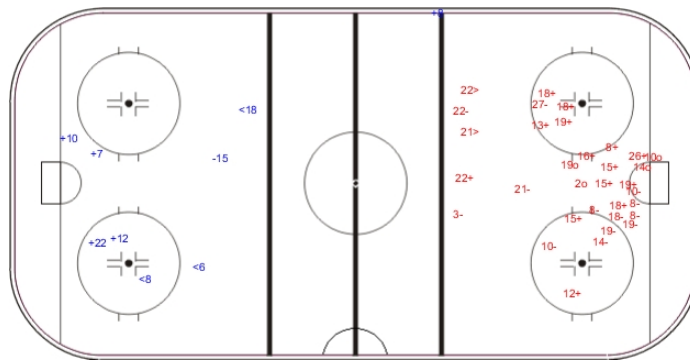
Shots by CHN

Goals (o): 0 SSG (+): 4
SSP (-): 1 SPG (-): 0



GK 20 of RUS

RUS Period: 2 CHN



Shots by RUS

Goals (o): 4 SSG (+): 14
SSP (-): 2 SPG (-): 13

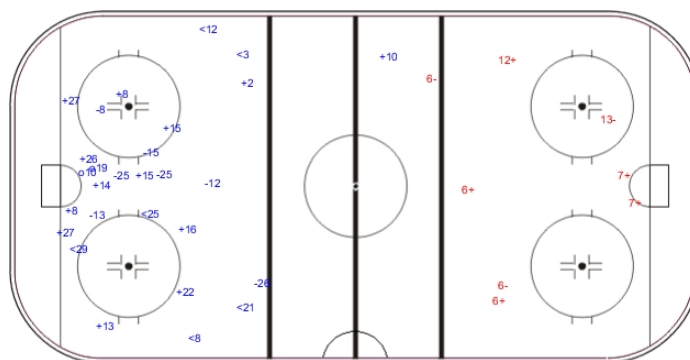


GK 19 of CHN



GK 20 of CHN

CHN Period: 3 RUS



Shots by CHN

Goals (o): 0 SSG (+): 5
SSP (-): 0 SPG (-): 3



GK 1 of RUS

LEGEND

GK Goalkeeper **SPG** Shots past goal **SSG** Shots saved by goalkeeper **SSP** Shots saved by player

Timing and Results provided by **TISSOT**



Face-off Chart

RUS - CHN

PERIOD 1

	RUS		CHN		RUS		CHN		RUS		CHN		
	Def. zone	Att. zone	Neutral zone	Neutral zone	Att. zone	Def. zone	Att. zone	Def. zone	Att. zone	Def. zone	Def. zone	Att. zone	
	+ 10	- 12	+ 26	- 2	+ 8	- 12							
	- 26	+ 2	+ 10	- 2	- 14	+ 2							
	+ 14	- 2	+ 10	- 2	- 10	+ 7							
	- 10	+ 2	- 14	+ 2	+ 10	- 10							
			+ 10	- 2	- 10	+ 2							
			- 14	+ 2	- 10	+ 2							
			+ 10	- 2	+ 10	- 2							
			- 14	+ 2	+ 10	- 12							
					+ 14	- 11							
					+ 26	- 2							
					+ 26	- 2							
					+ 10	- 2							
					+ 10	- 12							
					+ 14	- 11							
					+ 26	- 2							
					+ 26	- 2							
					+ 10	- 2							
Total wins / period	2 / 50%	2 / 50%	4 / 67%	2 / 33%	8 / 67%	4 / 33%	Total wins all zones		RUS	CHN	14 / 64%	8 / 36%	

PERIOD 2

	RUS		CHN		RUS		CHN		RUS		CHN		
	Def. zone	Att. zone	Neutral zone	Neutral zone	Att. zone	Def. zone	Att. zone	Def. zone	Att. zone	Def. zone	Att. zone	Def. zone	
	+ 10	- 16	+ 10	- 2	+ 16	- 12							
	- 10	+ 12	- 14	+ 2	+ 25	- 12							
	- 10	+ 12	+ 10	- 16	+ 10	- 16							
	- 10	+ 12	- 25	+ 15	+ 26	- 2							
	- 15	+ 2	+ 10	- 16	+ 26	- 2							
	- 17	+ 2	+ 8	- 2	+ 14	- 12							
	+ 10	- 12	- 10	+ 16	+ 14	- 12							
	- 19	+ 2	- 26	+ 2	+ 26	- 7							
			- 15	+ 12	+ 14	- 18							
					- 25	+ 7							
					+ 19	- 12							
					- 14	+ 16							
					+ 10	- 2							
Total wins / period	2 / 25%	6 / 75%	4 / 44%	5 / 56%	11 / 85%	2 / 15%	Total wins all zones		RUS	CHN	17 / 57%	13 / 43%	

PERIOD 3

	RUS		CHN		RUS		CHN		RUS		CHN		
	Def. zone	Att. zone	Neutral zone	Neutral zone	Att. zone	Def. zone	Att. zone	Def. zone	Att. zone	Def. zone	Att. zone	Def. zone	
	+ 14	- 2	+ 26	- 16	+ 10	- 10							
	- 25	+ 2	- 10	+ 12	+ 25	- 16							
	+ 14	- 16	- 10	+ 12	+ 14	- 16							
	- 26	+ 2	+ 14	- 16	- 25	+ 2							
	+ 14	- 12	- 10	+ 12	+ 10	- 18							
	+ 25	- 2	+ 10	- 10	+ 10	- 11							
	- 27	+ 2	+ 14	- 2	+ 14	- 2							
			+ 14	- 2	- 25	+ 16							
Total wins / period	4 / 57%	3 / 43%	5 / 63%	3 / 37%	6 / 75%	2 / 25%	Total wins all zones		RUS	CHN	15 / 65%	8 / 35%	



TOTAL

Total wins / game	RUS	CHN	RUS	CHN	RUS	CHN	Total wins all zones	
	Def. zone	Att. zone	Neutral zone		Att. zone	Def. zone	RUS	CHN
	8 / 42%	11 / 58%	13 / 57%	10 / 43%	25 / 76%	8 / 24%	46 / 61%	29 / 39%



HEAD TO HEAD

	CHN									Tot	wins RUS	Dz	Nz	Az
	No.	2	7	10	11	12	15	16	18					
RUS	8	1 - 0				1 - 0				2	2 100%		1 100%	1 100%
	10	7 - 3	0 - 1	3 - 0	1 - 0	3 - 6		4 - 1	1 - 0	30	19 63%	3 43%	7 64%	9 75%
	14	5 - 4			1 - 0	3 - 0		3 - 1	1 - 0	18	13 72%	4 100%	3 50%	6 75%
	15	0 - 1				0 - 1				2	0 0%	0 0%	0 0%	
	16					1 - 0				1	1 100%			1 100%
	17	0 - 1								1	0 0%	0 0%		
	19	0 - 1				1 - 0				2	1 50%	0 0%		1 100%
	25	1 - 2	0 - 1			1 - 0	0 - 1	1 - 1		8	3 38%	1 50%	0 0%	2 40%
	26	5 - 3	1 - 0					1 - 0		10	7 70%	0 0%	2 67%	5 100%
	27	0 - 1								1	0 0%	0 0%		
Tot	35	3	3	2	17	1	12	2	75	46 61%	8 42%	13 57%	25 76%	
wins CHN	16 46%	2 67%	0 0%	0 0%	7 41%	1 100%	3 25%	0 0%	29 39%					
Dz	4 33%	2 67%	0 0%	0 0%	0 0%		2 40%	0 0%	8 24%					
Nz	4 33%		0 0%		4 100%	1 100%	1 20%		10 43%					
Az	8 73%				3 50%		0 0%		11 58%					

LEGEND

Az Attacking zone **Dz** Defending zone **Nz** Neutral zone **Tot** Total face-offs played

Timing and Results provided by **TISSOT**



Game Roster

REVISED
5 FEB 16:06

USA - CHN

Referee(s)

FUCHSEL Maria Raabye (DEN)

Linesmen

ANDERSSON Liv (SWE) , PAGON Natasa (SLO)

Goalkeepers

Team: USA

No	Name	GP	MIP	GA	SVS	SOG	SVS%	GAA
1	BARLOW Maria	0	00:00	0	0	0	0.00	0.00
30	NOSANOV Caitlin	0	00:00	0	0	0	0.00	0.00

Team: CHN

No	Name	GP	MIP	GA	SVS	SOG	SVS%	GAA
1	LIU Yuchan	0	00:00	0	0	0	0.00	0.00
19	WANG Yuqing	0	00:00	0	0	0	0.00	0.00
20	YANG Jiaqi	0	00:00	0	0	0	0.00	0.00

Team Roster

Team: USA (white)

No	Pos	Name	GP	G	A	PTS	PIM	+/-
1	GK	BARLOW Maria	0	0	0	0	0	
2	D	HARRINGTON Paige +A	0	0	0	0	0	0
3	D	BORTOLUSSI Victoria	0	0	0	0	0	0
4	D	ROBISON Corey	0	0	0	0	0	0
5	D	McGRATH Morgan	0	0	0	0	0	0
6	D	THOMAS Whitney	0	0	0	0	0	0
7	D	ANTOS Amanda	0	0	0	0	0	0
8	D	LABOSSIERE Caleigh	0	0	0	0	0	0
9	D	SMIDDY Madison	0	0	0	0	0	0
10	F	BOOTH Rachael	0	0	0	0	0	0
11	F	KORZON Monica +C	0	0	0	0	0	0
12	F	CHALIFOUX Eleanor	0	0	0	0	0	0
14	F	ABROMSON Amanda	0	0	0	0	0	0
15	F	FORD Emily	0	0	0	0	0	0
16	F	WILLIAMS Hayley +A	0	0	0	0	0	0
17	F	MOONEY Kaley	0	0	0	0	0	0
18	F	O NEIL Molly	0	0	0	0	0	0
19	F	MYERS Kendra	0	0	0	0	0	0
22	F	LEVESQUE Kristen	0	0	0	0	0	0
23	F	CATLOW Cassandra	0	0	0	0	0	0
25	F	AUGUSTINE Katelyn	0	0	0	0	0	0
30	GK	NOSANOV Caitlin	0	0	0	0	0	

Head Coach: WRIGHT Kristen

Team: CHN (red)

No	Pos	Name	GP	G	A	PTS	PIM	+/-
1	GK	LIU Yuchan	0	0	0	0	0	
2	F	FANG Xin	0	0	0	0	0	0
4	F	ZHANG Chi	0	0	0	0	0	0
5	F	GUAN Yingying	0	0	0	0	0	0
6	D	LIU Zhixin	0	0	0	0	0	0
7	F	ZHANG Mengying +A	0	0	0	0	0	0
8	D	DENG Di	0	0	0	0	0	0
9	D	XIAO Jinqiu +C	0	0	0	0	0	0
10	F	HE Xin	0	0	0	0	0	0
11	D	ZHAO Qinan	0	0	0	0	0	0
12	F	LU Shuang	0	0	0	0	0	0
13	F	DU Jiayao	0	0	0	0	0	0
14	F	FU Kexin	0	0	0	0	0	0
15	F	KONG Minghui +A	0	0	0	0	0	0
16	F	LYU Yue	0	0	0	0	0	0
17	D	LIU Siyang	0	0	0	0	0	0
18	D	WEN Lu	0	0	0	0	0	0
19	GK	WANG Yuqing	0	0	0	0	0	
20	GK	YANG Jiaqi	0	0	0	0	0	
21	D	WANG Lu	0	0	0	0	0	0
22	F	JU Jingwen	0	0	0	0	0	0

Head Coach: WANG Fuquan

LEGEND

A Assists	D Defence	F Forward	G Goals
GA Goals against	GAA Goals against as average per 60 minutes	GK Goalkeeper	GP Games played
MIP Minutes and seconds played	No Jersey number	PIM Penalties in minutes	Pos Position
PTS Points	SOG Shots on goal	SVS Saves	SVS% Saves in percentage
+/- Plus/minus net	+A Assistant captain	+C Captain	

Correction of family name for #4 and #8 for team USA.

Timing and Results provided by **TISSOT**



Line-Ups

USA - CHN

Referee(s)

FUCHSEL Maria Raabye (DEN)

Linesmen

ANDERSSON Liv (SWE) , PAGON Natasa (SLO)

Goalkeepers

Team: USA

No	Name
1	BARLOW Maria
30	NOSANOV Caitlin

Team Line-ups

Team: USA (white)

No	Pos	Name
2	D	HARRINGTON Paige +A
7	D	ANTOS Amanda
10	F	BOOTH Rachael
12	F	CHALIFOUX Eleanor
16	F	WILLIAMS Hayley +A
6	D	THOMAS Whitney
9	D	SMIDDY Madison
11	F	KORZON Monica +C
17	F	MOONEY Kaley
25	F	AUGUSTINE Katelyn
4	D	ROBISON Corey
5	D	McGRATH Morgan
15	F	FORD Emily
18	F	O NEIL Molly
22	F	LEVESQUE Kristen
3	D	BORTOLUSSI Victoria
8	D	LABOSSIERE Caleigh
14	F	ABROMSON Amanda
19	F	MYERS Kendra
23	F	CATLOW Cassandra

Head Coach: WRIGHT Kristen

Team: CHN

No	Name
19	WANG Yuqing
1	LIU Yuchan

Team: CHN (red)

No	Pos	Name
6	D	LIU Zhixin
8	D	DENG Di
2	F	FANG Xin
7	F	ZHANG Mengying +A
15	F	KONG Minghui +A
11	D	ZHAO Qinan
18	D	WEN Lu
4	F	ZHANG Chi
10	F	HE Xin
12	F	LU Shuang
9	D	XIAO Jinqiu +C
17	D	LIU Siyang
13	F	DU Jiayao
16	F	LYU Yue
22	F	JU Jingwen
5	F	GUAN Yingying
14	F	FU Kexin

Head Coach: WANG Fuquan

NOT DRESSED:

20 GK YANG Jiaqi
21 D WANG Lu

LEGEND

D	Defence	F	Forward	No	Jersey number	Pos	Position
+A	Assistant captain	+C	Captain				



Graphical Line-Ups

USA - CHN

Referee(s)

FUCHSEL Maria Raabye (DEN)

Linesmen

ANDERSSON Liv (SWE) , PAGON Natasa (SLO)

Team: USA - United States of America (white)

Head Coach: WRIGHT Kristen

S1 1 BARLOW Maria		
30 NOSANOV Caitlin		
S2 2 HARRINGTON Paige +A	S3 7 ANTOS Amanda	
S4 10 BOOTH Rachael	S6 16 WILLIAMS Hayley +A	S5 12 CHALIFOUX Eleanor
9 SMIDDY Madison		6 THOMAS Whitney
17 MOONEY Kaley	25 AUGUSTINE Katelyn	11 KORZON Monica +C
5 McGRATH Morgan		4 ROBISON Corey
22 LEVESQUE Kristen	15 FORD Emily	18 O NEIL Molly
3 BORTOLUSSI Victoria		8 LABOSSIERE Caleigh
14 ABROMSON Amanda	23 CATLOW Cassondra	19 MYERS Kendra

Team: CHN - China P.R. (red)

Head Coach: WANG Fuquan

S1 19 WANG Yuqing		
1 LIU Yuchan		
S3 8 DENG Di	S2 6 LIU Zhixin	
S6 15 KONG Minghui +A	S4 2 FANG Xin	S5 7 ZHANG Mengying +A
18 WEN Lu		11 ZHAO Qinan
10 HE Xin	12 LU Shuang	4 ZHANG Chi
17 LIU Siyang		9 XIAO Jinjiu +C
13 DU Jiayao	16 LYU Yue	22 JU Jingwen
14 FU Kexin	5 GUAN Yingying	

LEGEND

Sn Starting position

+A Assistant captain

+C Captain

Timing and Results provided by **TISSOT**



Game Summary

USA - CHN 1 - 2 (0 - 0, 0 - 0, 1 - 2)

Spectators	Referee(s)	Linesmen
150	FUCHSEL Maria Raabye (DEN)	ANDERSSON Liv (SWE) , PAGON Natasa (SLO)

Team Statistics

Period	Score	SVS	SOG	PIM	TPP	PPG	SHG
1	0 : 0	9 : 4	4 : 9	4 : 0	00:00 : 04:00	0 : 0	0 : 0
2	0 : 0	7 : 17	17 : 7	0 : 6	05:36 : 00:00	0 : 0	0 : 0
3	1 : 2	6 : 6	7 : 8	2 : 2	02:24 : 01:31	0 : 0	0 : 0
Total	1 : 2	22 : 27	28 : 24	6 : 8	08:00 : 05:31	0 : 0	0 : 0

1st Period

Action	Time	ET/Res	Team	Type	No	Name	(G)	Name of Assistant(s) / Action Description
GK	00:00		USA		1	BARLOW M		- Goalkeeper in
GK	00:00		CHN		19	WANG Y		- Goalkeeper in
Penalty	07:46	09:46	USA	2 min.	17	MOONEY K		- Hooking
Penalty	14:51	16:51	USA	2 min.	15	FORD E		- Hooking

2nd Period

Action	Time	ET/Res	Team	Type	No	Name	(G)	Name of Assistant(s) / Action Description
Penalty	27:53	29:53	CHN	2 min.	12	lu s		- High Sticking
Penalty	32:25	34:25	CHN	2 min.	18	WEN L		- Hooking
Penalty	38:24	40:24	CHN	2 min.	12	lu s		- Interference

3rd Period

Action	Time	ET/Res	Team	Type	No	Name	(G)	Name of Assistant(s) / Action Description
Goal	43:39	1 : 0	USA	EQ	19	MYERS K	(1)	6 THOMAS W 14 ABROMSON A On Ice USA 1 6 9 14 19 23 CHN 19 4 10 11 12 18
Goal	47:00	1 : 1	CHN	EQ	2	FANG X	(1)	6 LIU Z On Ice USA 1 4 5 14 19 23 CHN 19 2 6 7 13 15
Penalty	50:47	52:47	CHN	2 min.	15	KONG M		- Elbowing
Goal	55:27	1 : 2	CHN	EQ	6	LIU Z	(1)	15 KONG M On Ice USA 1 4 5 10 11 16 CHN 19 2 6 7 8 15
Penalty	58:29	60:00	USA	2 min.	17	MOONEY K		- Hooking
Time-out	58:29		USA					
GK	60:00		USA					1 BARLOW M - Goalkeeper out
GK	60:00		CHN					19 WANG Y - Goalkeeper out

Goalkeeper Records

Team : USA - United States of America

Team : CHN - China P.R.

No	Name	SOG	SVS	MIP	No	Name	SOG	SVS	MIP
1	BARLOW Maria	24	22	60:00	19	WANG Yuqing	28	27	60:00
30	NOSANOV Caitlin				1	LIU Yuchan			

Game Statistics

Team : USA (white)

Head Coach : WRIGHT Kristen

No	Pos	Name	G	A	P	PIM	FO+	FO-	FO+/-	FO%	Shots on Goal					+/-
											1	2	3	OT	TS	
2	D	HARRINGTON Paige +A	0	0	0	0	0	0	0	0.00	0	3	0		3	0
7	D	ANTOS Amanda	0	0	0	0	0	0	0	0.00	0	0	0		0	0
10	F	BOOTH Rachael	0	0	0	0	0	0	0	0.00	0	3	0		3	-1
12	F	CHALIFOUX Eleanor	0	0	0	0	0	0	0	0.00	0	2	0		2	0
16	F	WILLIAMS Hayley +A	0	0	0	0	18	4	14	81.82	0	2	0		2	-1
6	D	THOMAS Whitney	0	1	1	0	0	0	0	0.00	0	0	0		0	+1
9	D	SMIDDY Madison	0	0	0	0	0	0	0	0.00	0	0	2		2	+1
11	F	KORZON Monica +C	0	0	0	0	0	1	-1	0.00	0	0	1		1	-1

Timing and Results provided by **TISSOT**



Head Coach : WRIGHT Kristen										Shots on Goal						
No	Pos	Name	G	A	P	PIM	FO+	FO-	FO+/-	FO%	1	2	3	OT	TS	+/-
17	F	MOONEY Kaley	0	0	0	4	0	0	0	0.00	1	0	0		1	0
25	F	AUGUSTINE Katelyn	0	0	0	0	5	3	2	62.50	0	1	0		1	0
4	D	ROBISON Corey	0	0	0	0	0	0	0	0.00	0	0	0		0	-2
5	D	McGRATH Morgan	0	0	0	0	0	0	0	0.00	1	0	0		1	-2
15	F	FORD Emily	0	0	0	2	2	5	-3	28.57	1	0	2		3	0
18	F	O NEIL Molly	0	0	0	0	0	0	0	0.00	0	2	0		2	0
22	F	LEVESQUE Kristen	0	0	0	0	0	2	-2	0.00	0	0	0		0	0
3	D	BORTOLUSSI Victoria	0	0	0	0	0	0	0	0.00	0	1	0		1	0
8	D	LABOSSIERE Caleigh	0	0	0	0	0	0	0	0.00	0	1	0		1	0
14	F	ABROMSON Amanda	0	1	1	0	4	1	3	80.00	0	1	0		1	0
19	F	MYERS Kendra	1	0	1	0	1	6	-5	14.29	1	0	2		3	0
23	F	CATLOW Cassandra	0	0	0	0	7	2	5	77.78	0	1	0		1	0
1	GK	BARLOW Maria	0	0	0	0					0	0	0		0	
30	GK	NOSANOV Caitlin	0	0	0	0					0	0	0		0	
Total			1	2	3	6	37	24	13	60.66	4	17	7		28	

Team : CHN (red)

Head Coach : WANG Fuquan										Shots on Goal						
No	Pos	Name	G	A	P	PIM	FO+	FO-	FO+/-	FO%	1	2	3	OT	TS	+/-
2	F	FANG Xin	1	0	1	0	14	18	-4	43.75	1	1	2		4	+2
6	D	LIU Zhixin	1	1	2	0	0	0	0	0.00	3	1	1		5	+2
7	F	ZHANG Mengying +A	0	0	0	0	1	5	-4	16.67	1	0	1		2	+2
8	D	DENG Di	0	0	0	0	0	0	0	0.00	0	0	0		0	+1
15	F	KONG Minghui +A	0	1	1	2	0	3	-3	0.00	1	2	3		6	+2
4	F	ZHANG Chi	0	0	0	0	0	0	0	0.00	1	0	0		1	-1
10	F	HE Xin	0	0	0	0	1	2	-1	33.33	2	1	1		4	-1
11	D	ZHAO Qinan	0	0	0	0	0	0	0	0.00	0	0	0		0	-1
12	F	LU Shuang	0	0	0	4	8	6	2	57.14	0	2	0		2	-1
18	D	WEN Lu	0	0	0	2	0	0	0	0.00	0	0	0		0	-1
9	D	XIAO Jinjia +C	0	0	0	0	0	0	0	0.00	0	0	0		0	0
13	F	DU Jiayao	0	0	0	0	0	0	0	0.00	0	0	0		0	+1
16	F	LYU Yue	0	0	0	0	0	3	-3	0.00	0	0	0		0	0
17	D	LIU Siyang	0	0	0	0	0	0	0	0.00	0	0	0		0	0
22	F	JU Jingwen	0	0	0	0	0	0	0	0.00	0	0	0		0	0
5	F	GUAN Yingying	0	0	0	0	0	0	0	0.00	0	0	0		0	0
14	F	FU Kexin	0	0	0	0	0	0	0	0.00	0	0	0		0	0
1	GK	LIU Yuchan	0	0	0	0					0	0	0		0	
19	GK	WANG Yuqing	0	0	0	0					0	0	0		0	
Total			2	2	4	8	24	37	-13	39.34	9	7	8		24	

Group A

R	Team	GP	W	OTW	OTL	L	GDF	GF : GA	PTS
1	CHN	1	1	0	0	0	+1	2 : 1	3
2	USA	1	0	0	0	1	-1	1 : 2	0
-	ESP	0							
-	JPN	0							

	CHN	ESP	JPN	USA
CHN	*****	SAT 07 FEB 20:30	MON 09 FEB 17:00	2:1
ESP	SAT 07 FEB 20:30	*****	THU 05 FEB 20:30	MON 09 FEB 20:30
JPN	MON 09 FEB 17:00	THU 05 FEB 20:30	*****	SAT 07 FEB 17:00
USA	1:2	MON 09 FEB 20:30	SAT 07 FEB 17:00	*****



LEGEND			
(G)	Goals in tournament	+/-	Plus/minus net
A	Assists	D	Defence
F	Forward	FO-	Face-offs lost
FO+/-	Face-offs net	G	Goals
GF	Goals for	GK	Goalkeeper
MIP	Minutes in play (GK)	No	Jersey number
OTW	Overtime wins	P	Points
PPG	Power play goals	PTS	Points
SOG	Shots on goal	SVS	Saves
W	Wins	+A	Assistant captain
		EQ	Equal strength
		FO%	Face-offs won as percentage
		GA	Goals against
		GP	Games played
		OT	Overtime
		PIM	Penalties in minutes
		R	Rank
		TPP	Time on power play
		+C	Captain
		ET/Res	Penalty end time/Result of game
		FO+	Face-offs won
		GDF	Goal difference
		L	Losses
		OTL	Overtime losses
		Pos	Position
		SHG	Shorthanded goals
		TS	Total shots



Shot Chart

USA - CHN

Shots by USA

Goals (o): 0 SSG (+): 4
SSP (-): 2 SPG (-): 5



GK 19 of CHN

Shots by CHN


Goals (o): 0 SSG (+): 7
SSP (-): 2 SPG (-): 5



GK 1 of USA

Shots by USA

Goals (o): 1 SSG (+): 6
SSP (-): 2 SPG (-): 5



GK 19 of CHN

LEGEND

GK Goalkeeper **SPG** Shots past goal **SSG** Shots saved by goalkeeper **SSP** Shots saved by player

Shots by CHN

Goals (o): 0 SSG (+): 9
SSP (-): 2 SPG (-): 3



GK 1 of USA

Shots by USA

Goals (o): 0 SSG (+): 17
SSP (-): 5 SPG (-): 3



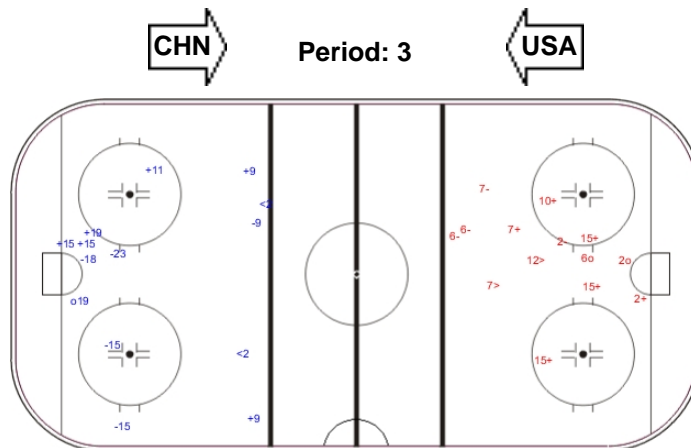
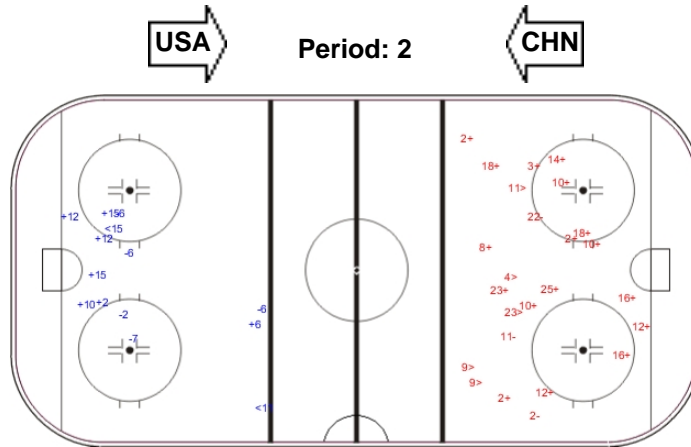
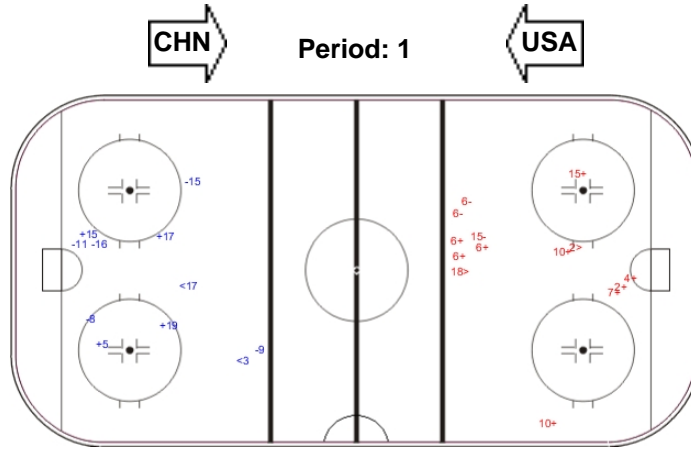
GK 19 of CHN

Shots by CHN

Goals (o): 2 SSG (+): 6
SSP (-): 2 SPG (-): 4



GK 1 of USA





Face-off Chart

USA - CHN

PERIOD 1

USA	CHN	USA	CHN	USA	CHN	Total wins all zones	
						USA	CHN
Def. zone	Att. zone	Neutral zone		Att. zone	Def. zone		
+ 16	- 10	+ 16	- 2	+ 16	- 2		
- 16	+ 2	+ 16	- 2	+ 25	- 16		
- 23	+ 2			+ 16	- 12		
+ 14	- 12						
- 14	+ 2						
+ 16	- 2						
+ 23	- 16						
- 16	+ 2						
+ 25	- 10						
Total wins / period	5 / 56%	4 / 44%	2 / 100%	0 / 0%	3 / 100%	0 / 0%	10 / 71%
							4 / 29%

PERIOD 2

USA	CHN	USA	CHN	USA	CHN	Total wins all zones	
						USA	CHN
Def. zone	Att. zone	Neutral zone		Att. zone	Def. zone		
- 22	+ 2	+ 16	- 2	+ 25	- 2		
		+ 15	- 12	+ 25	- 2		
		+ 16	- 16	- 15	+ 10		
		+ 16	- 2	- 19	+ 2		
		+ 23	- 2	+ 16	- 2		
		- 19	+ 12	- 25	+ 12		
		+ 19	- 12	- 19	+ 12		
		+ 15	- 2	+ 16	- 15		
		- 16	+ 12	+ 16	- 7		
				+ 16	- 7		
				- 19	+ 2		
				+ 14	- 15		
				+ 14	- 7		
				+ 23	- 2		
				+ 16	- 2		
				+ 16	- 15		
Total wins / period	0 / 0%	1 / 100%	7 / 78%	2 / 22%	11 / 69%	5 / 31%	18 / 69%
							8 / 31%

PERIOD 3

USA	CHN	USA	CHN	USA	CHN	Total wins all zones	
						USA	CHN
Def. zone	Att. zone	Neutral zone		Att. zone	Def. zone		
- 22	+ 2	+ 14	- 2	- 19	+ 12		
- 15	+ 2	- 19	+ 2	+ 16	- 2		
+ 25	- 12	- 15	+ 2	+ 16	- 7		
- 25	+ 12	- 15	+ 12	+ 23	- 7		
- 16	+ 2	- 25	+ 2	+ 23	- 2		
		- 15	+ 12	- 11	+ 2		
		+ 16	- 12	+ 23	- 2		
		+ 23	- 2	- 23	+ 7		
Total wins / period	1 / 20%	4 / 80%	3 / 38%	5 / 62%	5 / 63%	3 / 37%	9 / 43%
							12 / 57%



TOTAL

Total wins / game	USA	CHN	USA	CHN	USA	CHN	Total wins all zones	
	Def. zone	Att. zone	Neutral zone		Att. zone	Def. zone	USA	CHN
	6 / 40%	9 / 60%	12 / 63%	7 / 37%	19 / 70%	8 / 30%	37 / 61%	24 / 39%



HEAD TO HEAD

	CHN						Tot	wins USA	Dz	Nz	Az
	No.	2	7	10	12	15					
USA	11	0 - 1					1	0 0%			0 0%
	14	1 - 1	1 - 0		1 - 0	1 - 0	5	4 80%	1 50%	1 100%	2 100%
	15	1 - 2		0 - 1	1 - 2		7	2 29%	0 0%	2 40%	0 0%
	16	9 - 3	3 - 0	1 - 0	2 - 1	2 - 0	1 - 0	22 82%	2 40%	6 86%	10 100%
	19	0 - 3			1 - 3		7	1 14%		1 33%	0 0%
	22	0 - 2					2	0 0%	0 0%		
	23	5 - 1	1 - 1				1 - 0	9 78%	1 50%	2 100%	4 80%
	25	2 - 1		1 - 0	1 - 2		1 - 0	8 63%	2 67%	0 0%	3 75%
Tot	32	6	3	14	3	3	61 37 61%	6 40%	12 63%	19 70%	
wins CHN	14 44%	1 17%	1 33%	8 57%	0 0%	0 0%	24 39%				
Dz	3 25%	1 17%	1 100%	3 75%	0 0%	0 0%	8 30%				
Nz	3 27%			4 57%		0 0%	7 37%				
Az	8 89%		0 0%	1 33%		0 0%	9 60%				

LEGEND

Az Attacking zone **Dz** Defending zone **Nz** Neutral zone **Tot** Total face-offs played

Timing and Results provided by **TISSOT**



Game Roster

JPN - ESP

Referee(s)

KETONEN Kaisa (FIN)

Linesmen

ANGERER Bettina (AUT) , STREITOVA Tereza (CZE)

Goalkeepers

Team: JPN

No	Name	GP	MIP	GA	SVS	SOG	SVS%	GAA
1	FUJIMOTO Nana	0	00:00	0	0	0	0.00	0.00
20	KOMURA Yuuri	0	00:00	0	0	0	0.00	0.00
25	YOSHIDA Amika	0	00:00	0	0	0	0.00	0.00

Team Roster

Team: JPN (black)

No	Pos	Name	GP	G	A	PTS	PIM	+/-
1	GK	FUJIMOTO Nana	0	0	0	0	0	
2	D	KOIKE Shiori	0	0	0	0	0	0
3	D	FUJIMOTO Nachi	0	0	0	0	0	0
4	D	TOKO Ayaka	0	0	0	0	0	0
5	D	YOSHIDA Miyuka	0	0	0	0	0	0
6	D	SUZUKI Sena	0	0	0	0	0	0
7	D	HORI Mika	0	0	0	0	0	0
10	F	YONEYAMA Haruna	0	0	0	0	0	0
11	F	MORII Mai	0	0	0	0	0	0
12	F	OSAWA Chiho	0	0	0	0	0	0
13	F	FUJIMOTO Moeko	0	0	0	0	0	0
14	F	YUYAMA Seika	0	0	0	0	0	0
15	F	TOUMA Miyou	0	0	0	0	0	0
16	F	NOTOYA Yui	0	0	0	0	0	0
17	F	OTA Yukina	0	0	0	0	0	0
18	F	MORITAKE Runa	0	0	0	0	0	0
19	F	OHASHI Asami	0	0	0	0	0	0
20	GK	KOMURA Yuuri	0	0	0	0	0	
21	F	IWASAKI Mayu	0	0	0	0	0	0
22	F	SUGISAWA Nene	0	0	0	0	0	0
23	F	SAKAMOTO Rio	0	0	0	0	0	0
25	GK	YOSHIDA Amika	0	0	0	0	0	

Head Coach: KASAHARA Yujiro

Team: ESP

No	Name	GP	MIP	GA	SVS	SOG	SVS%	GAA
1	ALVARADO Carlota	0	00:00	0	0	0	0.00	0.00
20	TEDONE Oihane	0	00:00	0	0	0	0.00	0.00

Team: ESP (yellow)

No	Pos	Name	GP	G	A	PTS	PIM	+/-
1	GK	ALVARADO Carlota	0	0	0	0	0	
2	D	GARCIA-LORENZANA Isabel	0	0	0	0	0	0
3	D	FABO Mireya	0	0	0	0	0	0
4	D	SAINZ Luna	0	0	0	0	0	0
5	D	ORTIZ Gemma	0	0	0	0	0	0
6	F	GARCIA Patricia	0	0	0	0	0	0
7	F	REBOLLEDO Laura	0	0	0	0	0	0
8	F	ESTIRADO Patricia	0	0	0	0	0	0
10	F	de la POMPA Claudia	0	0	0	0	0	0
11	D	CASTILLEJO Ana	0	0	0	0	0	0
12	D	ALVAREZ Raquel	0	0	0	0	0	0
13	D	RAVENTOS Jana	0	0	0	0	0	0
14	D	ABRISQUETA Leticia	0	0	0	0	0	0
15	F	SENAC Irene	0	0	0	0	0	0
16	D	ALMENDRO Ines	0	0	0	0	0	0
18	D	ABRISQUETA Vanesa	0	0	0	0	0	0
20	GK	TEDONE Oihane	0	0	0	0	0	
21	D	RIVERA Carmen	0	0	0	0	0	0
22	D	GRANDE Tamara	0	0	0	0	0	0
23	F	CALERO Alba	0	0	0	0	0	0
24	D	ALVAREZ Elena	0	0	0	0	0	0

Head Coach: GORDOVIL BARTOLL Carlos

LEGEND

A Assists	D Defence	F Forward	G Goals
GA Goals against	GAA Goals against as average per 60 minutes	GK Goalkeeper	GP Games played
MIP Minutes and seconds played	No Jersey number	PIM Penalties in minutes	Pos Position
PTS Points	SOG Shots on goal	SVS Saves	SVS% Saves in percentage
+/- Plus/minus net			

Timing and Results provided by **TISSOT**



Line-Ups

JPN - ESP

Referee(s)

KETONEN Kaisa (FIN)

Linesmen

ANGERER Bettina (AUT) , STREITOVA Tereza (CZE)

Goalkeepers

Team: JPN

No Name

1 FUJIMOTO Nana
25 YOSHIDA Amika

Team Line-ups

Team: JPN (black)

No Pos Name

2	D	KOIKE Shiori
4	D	TOKO Ayaka
10	F	YONEYAMA Haruna
12	F	OSAWA Chiho +C
13	F	FUJIMOTO Moeko
6	D	SUZUKI Sena +A
7	D	HORI Mika
11	F	MORII Mai
17	F	OTA Yukina
21	F	IWASAKI Mayu
3	D	FUJIMOTO Nachi +A
5	D	YOSHIDA Miyuka
18	F	MORITAKE Runa
19	F	OHASHI Asami
23	F	SAKAMOTO Rio
15	F	TOUMA Miyou
16	F	NOTOYA Yui
22	F	SUGISAWA Nene

Head Coach: KASAHARA Yujiro

NOT DRESSED:

14 F YUYAMA Seika
20 GK KOMURA Yuuri

Team: ESP

No Name

1 ALVARADO Carlota
20 TEDONE Oihane

Team: ESP (yellow)


No Pos Name

4	D	SAINZ Luna +A
24	D	ALVAREZ Elena
6	F	GARCIA Patricia
10	F	de la POMPA Claudia
15	F	SENAC Irene
2	D	GARCIA-LORENZANA Isabel
5	D	ORTIZ Gemma
16	D	ALMENDRO Ines
18	D	ABRISQUETA Vanesa +C
21	D	RIVERA Carmen
11	D	CASTILLEJO Ana
13	D	RAVENTOS Jana
22	D	GRANDE Tamara
7	F	REBOLLEDO Laura
23	F	CALERO Alba +A
3	D	FABO Mireya
12	D	ALVAREZ Raquel
14	D	ABRISQUETA Leticia
8	F	ESTIRADO Patricia

Head Coach: GORDOVIL BARTOLL Carlos

LEGEND

D	Defence	F	Forward	No	Jersey number	Pos	Position
+A	Assistant captain	+C	Captain				

Timing and Results provided by  TISSOT



Graphical Line-Ups

JPN - ESP

Referee(s)

KETONEN Kaisa (FIN)

Linesmen

ANGERER Bettina (AUT) , STREITOVA Tereza (CZE)

Team: JPN - Japan (black)

Head Coach: KASAHARA Yujiro

S1 1 FUJIMOTO Nana		
25 YOSHIDA Amika		
S2 2 KOIKE Shiori	S3 4 TOKO Ayaka	
S6 13 FUJIMOTO Moeko	S4 10 YONEYAMA Haruna	S5 12 OSAWA Chiho +C
6 SUZUKI Sena +A	7 HORI Mika	
17 OTA Yukina	21 IWASAKI Mayu	11 MORII Mai
5 YOSHIDA Miyuka	3 FUJIMOTO Nachi +A	
19 OHASHI Asami	23 SAKAMOTO Rio	18 MORITAKE Runa
15 TOUMA Miyou	16 NOTOYA Yui	22 SUGISAWA Nene

Team: ESP - Spain (yellow)

Head Coach: GORDOVIL BARTOLL Carlos

S1 1 ALVARADO Carlota		
20 TEDONE Oihane		
S2 4 SAINZ Luna +A	S3 24 ALVAREZ Elena	
S4 6 GARCIA Patricia	S5 10 de la POMPA Claudia	S6 15 SENAC Irene
18 ABRISQUETA Vanesa +C	5 ORTIZ Gemma	
2 GARCIA-LORENZANA Isabel	21 RIVERA Carmen	16 ALMENDRO Ines
13 RAVENTOS Jana	22 GRANDE Tamara	
23 CALERO Alba +A	11 CASTILLEJO Ana	7 REBOLLEDO Laura
12 ALVAREZ Raquel	8 ESTIRADO Patricia	
14 ABRISQUETA Leticia		3 FABO Mireya

LEGEND

Sn Starting position

+A Assistant captain

+C Captain

Timing and Results provided by **TISSOT**



Game Summary

JPN - ESP 11 - 0 (4 - 0, 2 - 0, 5 - 0)

Spectators	Referee(s)	Linesmen
150	KETONEN Kaisa (FIN)	ANGERER Bettina (AUT) , STREITOVA Tereza (CZE)

Team Statistics

Period	Score	SVS	SOG	PIM	TPP	PPG	SHG
1	4 : 0	3 : 28	32 : 3	0 : 4	02:30 : 00:00	1 : 0	0 : 0
2	2 : 0	2 : 15	17 : 2	4 : 2	02:00 : 04:00	0 : 0	0 : 0
3	5 : 0	2 : 32	37 : 2	0 : 4	02:10 : 00:00	1 : 0	0 : 0
Total	11 : 0	7 : 75	86 : 7	4 : 10	06:40 : 04:00	2 : 0	0 : 0

1st Period

Action	Time	ET/Res	Team	Type	No	Name	(G)	Name of Assistant(s) / Action Description
GK	00:00		JPN		1	FUJIMOTO N		- Goalkeeper in
GK	00:00		ESP		1	ALVARADO C		- Goalkeeper in
Penalty	06:59	07:29	ESP	2 min.	10	de la POMPA C		- Tripping
Goal	07:29	1 : 0	JPN	PP1	4	TOKO A	(1)	12 OSAWA C On Ice JPN 1 2 4 10 12 13 * ESP 1 5 14 18 21
Goal	12:26	2 : 0	JPN	EQ	18	MORITAKE R	(1)	19 OHASHI A On Ice JPN 1 3 5 18 19 23 ESP 1 4 6 10 15 24
Goal	13:58	3 : 0	JPN	EQ	12	OSAWA C	(1)	10 YONEYAMA H On Ice JPN 1 2 4 10 12 13 ESP 1 7 11 12 14 23
Penalty	16:22	18:22	ESP	2 min.	14	ABRISQUETA L		- Interference
Goal	19:19	4 : 0	JPN	EQ	16	NOTOYA Y	(1)	22 SUGISAWA N On Ice JPN 1 3 5 15 16 22 ESP 1 4 11 14 16 24

2nd Period

Action	Time	ET/Res	Team	Type	No	Name	(G)	Name of Assistant(s) / Action Description
GK	20:00		JPN		25	YOSHIDA A		- Goalkeeper in 1 FUJIMOTO N - Goalkeeper out
Penalty	20:40	22:40	JPN	2 min.	17	OTA Y		- Hooking
Penalty	31:25	33:25	JPN	2 min.	19	OHASHI A		- Slashing
Goal	34:04	5 : 0	JPN	EQ	6	SUZUKI S	(1)	12 OSAWA C On Ice JPN 25 6 7 10 12 13 10 YONEYAMA H ESP 1 4 6 10 15 24
Penalty	37:17	39:17	ESP	2 min.	18	ABRISQUETA V		- Hooking
Goal	39:45	6 : 0	JPN	EQ	17	OTA Y	(1)	3 FUJIMOTO N On Ice JPN 25 3 5 10 17 19 ESP 1 7 11 13 22 23

3rd Period

Action	Time	ET/Res	Team	Type	No	Name	(G)	Name of Assistant(s) / Action Description
Goal	45:21	7 : 0	JPN	EQ	21	IWASAKI M	(1)	4 TOKO A On Ice JPN 25 2 4 11 17 21 11 MORII M ESP 1 4 6 10 15 24
Goal	50:13	8 : 0	JPN	EQ	2	KOIKE S	(1)	10 YONEYAMA H On Ice JPN 25 2 4 10 12 17 ESP 1 4 6 10 15 24
Goal	51:24	9 : 0	JPN	EQ	23	SAKAMOTO R	(1)	5 YOSHIDA M On Ice JPN 25 3 5 18 19 23 ESP 1 5 11 14 18 23
Penalty	52:15	54:15	ESP	2 min.	10	de la POMPA C		- Charging
Penalty	55:42	55:52	ESP	2 min.	24	ALVAREZ E		- Slashing
GK	55:42		ESP		20	TEDONE O		- Goalkeeper in 1 ALVARADO C - Goalkeeper out
Goal	55:52	10 : 0	JPN	PP1	7	HORI M	(1)	23 SAKAMOTO R On Ice JPN 25 6 7 18 21 23 * ESP 20 5 10 11 23
Goal	56:13	11 : 0	JPN	EQ	10	YONEYAMA H	(1)	23 SAKAMOTO R On Ice JPN 25 6 7 10 18 23 ESP 20 5 11 14 18 23
GK	60:00		JPN					25 YOSHIDA A - Goalkeeper out
GK	60:00		ESP					20 TEDONE O - Goalkeeper out



Goalkeeper Records

Team : JPN - Japan

Team : ESP - Spain

No	Name	SOG	SVS	MIP
25	YOSHIDA Amika	4	4	40:00
1	FUJIMOTO Nana	3	3	20:00

No	Name	SOG	SVS	MIP
1	ALVARADO Carlota	76	67	55:42
20	TEDONE Oihane	10	8	04:18

Game Statistics

Team : JPN (black)


Head Coach : KASAHARA Yujiro

No	Pos	Name	G	A	P	PIM	FO+	FO-	FO+/-	FO%	Shots on Goal					TS	+/-
											1	2	3	OT	TS		
2	D	KOIKE Shiori	1	0	1	0	0	0	0	0.00	2	0	2		4	+3	
4	D	TOKO Ayaka	1	1	2	0	0	0	0	0.00	1	3	6		10	+3	
10	F	YONEYAMA Haruna	1	3	4	0	10	4	6	71.43	3	0	3		6	+5	
12	F	OSAWA Chiho +C	1	2	3	0	0	0	0	0.00	3	1	3		7	+3	
13	F	FUJIMOTO Moeko	0	0	0	0	1	0	1	100.00	2	1	1		4	+2	
6	D	SUZUKI Sena +A	1	0	1	0	0	0	0	0.00	2	4	1		7	+2	
7	D	HORI Mika	1	0	1	0	0	0	0	0.00	1	1	2		4	+2	
11	F	MORII Mai	0	1	1	0	0	0	0	0.00	4	0	2		6	+1	
17	F	OTA Yukina	1	0	1	2	0	0	0	0.00	1	2	3		6	+3	
21	F	IWASAKI Mayu	1	0	1	0	7	8	-1	46.67	1	0	1		2	+1	
3	D	FUJIMOTO Nachi +A	0	1	1	0	0	0	0	0.00	1	1	1		3	+4	
5	D	YOSHIDA Miyuka	0	1	1	0	0	0	0	0.00	0	1	1		2	+4	
18	F	MORITAKE Runa	1	0	1	0	0	0	0	0.00	3	0	4		7	+3	
19	F	OHASHI Asami	0	1	1	2	0	1	-1	0.00	3	0	3		6	+3	
23	F	SAKAMOTO Rio	1	2	3	0	11	6	5	64.71	1	3	2		6	+3	
15	F	TOUMA Miyou	0	0	0	0	0	0	0	0.00	1	0	0		1	+1	
16	F	NOTOYA Yui	1	0	1	0	3	6	-3	33.33	1	0	1		2	+1	
22	F	SUGISAWA Nene	0	1	1	0	0	0	0	0.00	2	0	1		3	+1	
1	GK	FUJIMOTO Nana	0	0	0	0	0	0	0	0.00	0	0	0		0	0	
25	GK	YOSHIDA Amika	0	0	0	0	0	0	0	0.00	0	0	0		0	0	
Total			11	13	24	4	32	25	7	56.14	32	17	37		86		

Team : ESP (yellow)

Head Coach : GORDOVIL BARTOLL Carlos

No	Pos	Name	G	A	P	PIM	FO+	FO-	FO+/-	FO%	Shots on Goal					TS	+/-
											1	2	3	OT	TS		
4	D	SAINZ Luna +A	0	0	0	0	0	0	0	0.00	0	0	0		0	-5	
6	F	GARCIA Patricia	0	0	0	0	0	0	0	0.00	0	1	1		2	-4	
10	F	de la POMPA Claudia	0	0	0	4	10	9	1	52.63	0	0	0		0	-4	
15	F	SENAC Irene	0	0	0	0	0	0	0	0.00	0	1	1		2	-4	
24	D	ALVAREZ Elena	0	0	0	2	0	0	0	0.00	0	0	0		0	-5	
2	D	GARCIA-LORENZANA Isabel	0	0	0	0	0	1	-1	0.00	0	0	0		0	0	
5	D	ORTIZ Gemma	0	0	0	0	0	0	0	0.00	0	0	0		0	-2	
16	D	ALMENDRO Ines	0	0	0	0	0	0	0	0.00	0	0	0		0	-1	
18	D	ABRISQUETA Vanesa +C	0	0	0	2	0	0	0	0.00	0	0	0		0	-2	
21	D	RIVERA Carmen	0	0	0	0	4	3	1	57.14	0	0	0		0	0	
7	F	REBOLLEDO Laura	0	0	0	0	0	0	0	0.00	0	0	0		0	-2	
11	D	CASTILLEJO Ana	0	0	0	0	8	9	-1	47.06	2	0	0		2	-5	
13	D	RAVENTOS Jana	0	0	0	0	2	4	-2	33.33	0	0	0		0	-1	
22	D	GRANDE Tamara	0	0	0	0	0	0	0	0.00	0	0	0		0	-1	
23	F	CALERO Alba +A	0	0	0	0	1	2	-1	33.33	1	0	0		1	-4	
3	D	FABO Mireya	0	0	0	0	0	0	0	0.00	0	0	0		0	0	
8	F	ESTIRADO Patricia	0	0	0	0	0	0	0	0.00	0	0	0		0	0	
12	D	ALVAREZ Raquel	0	0	0	0	0	0	0	0.00	0	0	0		0	-1	
14	D	ABRISQUETA Leticia	0	0	0	2	0	4	-4	0.00	0	0	0		0	-4	
1	GK	ALVARADO Carlota	0	0	0	0	0	0	0	0.00	0	0	0		0	0	
20	GK	TEDONE Oihane	0	0	0	0	0	0	0	0.00	0	0	0		0	0	
Total			0	0	0	10	25	32	-7	43.86	3	2	2		7		

Timing and Results provided by  TISSOT



Group A

R	Team	GP	W	OTW	OTL	L	GDF	GF : GA	PTS
1	JPN	1	1	0	0	0	+11	11 : 0	3
2	CHN	1	1	0	0	0	+1	2 : 1	3
3	USA	1	0	0	0	1	-1	1 : 2	0
4	ESP	1	0	0	0	1	-11	0 : 11	0

	CHN	ESP	JPN	USA
CHN	*****	SAT 07 FEB 20:30	MON 09 FEB 17:00	2:1
ESP	SAT 07 FEB 20:30	*****	0:11	MON 09 FEB 20:30
JPN	MON 09 FEB 17:00	11:0	*****	SAT 07 FEB 17:00
USA	1:2	MON 09 FEB 20:30	SAT 07 FEB 17:00	*****

LEGEND

(G) Goals in tournament	* does not count for Plus/minus	+/- Plus/minus net	+A Assistant captain
+C Captain	A Assists	D Defence	EQ Equal strength
ET/Res Penalty end time/Result of game	F Forward	FO- Face-offs lost	FO% Face-offs won as percentage
FO+ Face-offs won	FO+/- Face-offs net	G Goals	GA Goals against
GDF Goal difference	GF Goals for	GK Goalkeeper	GP Games played
L Losses	MIP Minutes in play (GK)	No Jersey number	OT Overtime
OTL Overtime losses	OTW Overtime wins	P Points	PIM Penalties in minutes
Pos Position	PP1 Power play - 1 player	PPG Power play goals	PTS Points
R Rank	SHG Shorthanded goals	SOG Shots on goal	SVS Saves
TPP Time on power play	TS Total shots	W Wins	

Timing and Results provided by **TISSOT**



Shot Chart

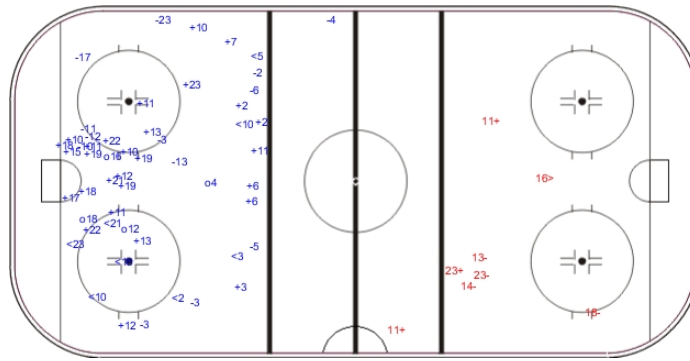
JPN - ESP

Shots by JPN

Goals (o): 4 SSG (+): 28
SSP (-): 8 SPG (-): 13



GK 1 of ESP



Shots by ESP

Goals (o): 0 SSG (+): 3
SSP (-): 1 SPG (-): 4



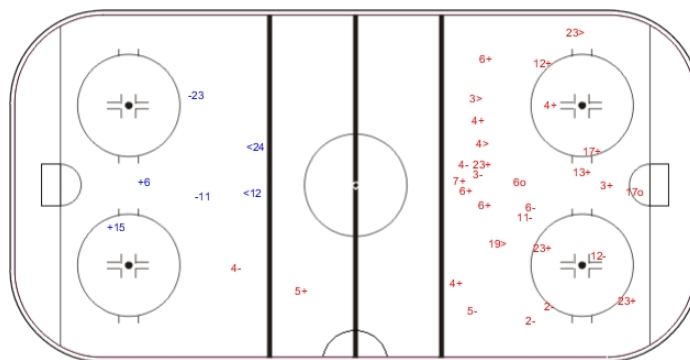
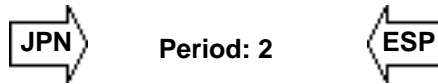
GK 1 of JPN

Shots by ESP

Goals (o): 0 SSG (+): 2
SSP (-): 2 SPG (-): 2



GK 1 of JPN



Shots by JPN

Goals (o): 2 SSG (+): 15
SSP (-): 4 SPG (-): 9



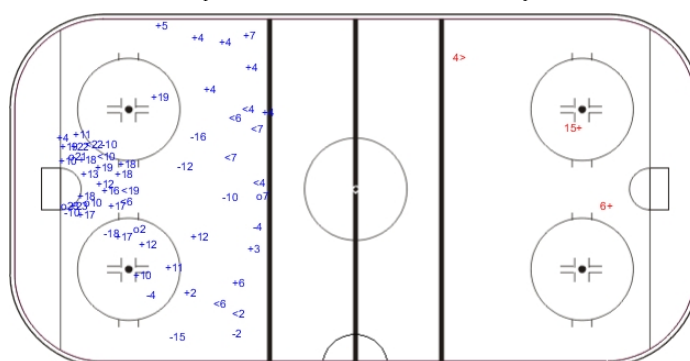
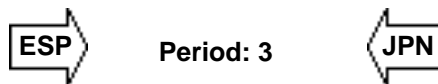
GK 1 of ESP

Shots by JPN

Goals (o): 5 SSG (+): 32
SSP (-): 11 SPG (-): 10



GK 1 of ESP



Shots by ESP

Goals (o): 0 SSG (+): 2
SSP (-): 1 SPG (-): 0



GK 25 of JPN

LEGEND

GK Goalkeeper **SPG** Shots past goal **SSG** Shots saved by goalkeeper **SSP** Shots saved by player

Timing and Results provided by **TISSOT**



Face-off Chart

JPN - ESP

PERIOD 1

	JPN		ESP		JPN		ESP		Total wins all zones				
	Def. zone	Att. zone	Neutral zone		Att. zone	Def. zone							
	+ 10	- 21	+ 10	- 10	- 21	+ 21			<table border="1"> <thead> <tr> <th>JPN</th> <th>ESP</th> </tr> </thead> <tbody> <tr> <td>8 / 47%</td> <td>9 / 53%</td> </tr> </tbody> </table>	JPN	ESP	8 / 47%	9 / 53%
JPN	ESP												
8 / 47%	9 / 53%												
	- 21	+ 10	- 16	+ 11	- 23	+ 11							
	+ 21	- 10	- 23	+ 21	+ 10	- 21							
	+ 21	- 10	- 16	+ 11	+ 23	- 21							
	- 23	+ 21	- 16	+ 21	+ 16	- 23							
					- 23	+ 10							
					+ 10	- 11							
Total wins / period	3 / 60%	2 / 40%	1 / 20%	4 / 80%	4 / 57%	3 / 43%							

PERIOD 2


	JPN		ESP		JPN		ESP		Total wins all zones				
	Def. zone	Att. zone	Neutral zone		Att. zone	Def. zone							
	- 10	+ 10	- 10	+ 10	- 23	+ 11			<table border="1"> <thead> <tr> <th>JPN</th> <th>ESP</th> </tr> </thead> <tbody> <tr> <td>10 / 53%</td> <td>9 / 47%</td> </tr> </tbody> </table>	JPN	ESP	10 / 53%	9 / 47%
JPN	ESP												
10 / 53%	9 / 47%												
	+ 21	- 14	+ 23	- 14	+ 16	- 11							
	- 19	+ 10	+ 10	- 11	+ 21	- 11							
	- 21	+ 10	+ 23	- 14	+ 10	- 10							
	- 21	+ 11	- 21	+ 10	- 21	+ 11							
	+ 10	- 10	- 10	+ 10									
	+ 23	- 14	+ 10	- 10									
Total wins / period	3 / 43%	4 / 57%	4 / 57%	3 / 43%	3 / 60%	2 / 40%							

PERIOD 3

	JPN		ESP		JPN		ESP		Total wins all zones				
	Def. zone	Att. zone	Neutral zone		Att. zone	Def. zone							
			+ 10	- 11	+ 23	- 2			<table border="1"> <thead> <tr> <th>JPN</th> <th>ESP</th> </tr> </thead> <tbody> <tr> <td>14 / 67%</td> <td>7 / 33%</td> </tr> </tbody> </table>	JPN	ESP	14 / 67%	7 / 33%
JPN	ESP												
14 / 67%	7 / 33%												
		+ 21	- 10	+ 23	- 13								
		- 10	+ 10	+ 21	- 10								
		- 21	+ 13	+ 23	- 13								
		+ 23	- 11	+ 23	- 13								
		- 23	+ 11	- 16	+ 10								
		- 16	+ 11	+ 10	- 13								
		+ 16	- 11	- 16	+ 23								
		+ 23	- 11	+ 13	- 10								
		- 21	+ 13	+ 23	- 23								
				+ 21	- 11								
Total wins / period			5 / 50%	5 / 50%	9 / 82%	2 / 18%							

TOTAL

	JPN		ESP		JPN		ESP		Total wins all zones			
	Def. zone	Att. zone	Neutral zone		Att. zone	Def. zone						
Total wins / game	6 / 50%	6 / 50%	10 / 45%	12 / 55%	16 / 70%	7 / 30%	<table border="1"> <thead> <tr> <th>JPN</th> <th>ESP</th> </tr> </thead> <tbody> <tr> <td>32 / 56%</td> <td>25 / 44%</td> </tr> </tbody> </table>		JPN	ESP	32 / 56%	25 / 44%
JPN	ESP											
32 / 56%	25 / 44%											

Timing and Results provided by 



HEAD TO HEAD

		ESP						Tot	wins JPN	Dz	Nz	Az	
No.		2	10	11	13	14	21						23
JPN	10		4 - 4	3 - 0	1 - 0		2 - 0		14	10 71%	2 67%	4 57%	4 100%
	13		1 - 0						1	1 100%			1 100%
	16		0 - 1	2 - 3			0 - 1	1 - 1	9	3 33%		1 20%	2 50%
	19		0 - 1						1	0 0%	0 0%		
	21		4 - 3	2 - 2	0 - 2	1 - 0	0 - 1		15	7 47%	3 50%	1 25%	3 60%
	23	1 - 0	0 - 1	2 - 3	3 - 0	3 - 0	1 - 2	1 - 0	17	11 65%	1 50%	4 67%	6 67%
	Tot	1	19	17	6	4	7	3	57	32 56%	6 50%	10 45%	16 70%
	wins ESP	0 0%	10 53%	8 47%	2 33%	0 0%	4 57%	1 33%	25 44%				
	Dz	0 0%	2 40%	3 43%	0 0%		1 33%	1 33%	7 30%				
	Nz		4 57%	4 44%	2 100%	0 0%	2 100%		12 55%				
	Az		4 57%	1 100%		0 0%	1 50%		6 50%				

LEGEND

Az Attacking zone **Dz** Defending zone **Nz** Neutral zone **Tot** Total face-offs played

Timing and Results provided by **TISSOT**



Game Roster

USA - JPN

Referee(s)

MALA Gabriela (CZE)

Linesmen

SAUER Caroline (GER) , STREITOVA Tereza (CZE)

Goalkeepers

Team: USA

No	Name	GP	MIP	GA	SVS	SOG	SVS%	GAA
1	BARLOW Maria	1	60:00	2	22	24	91.67	2.00
30	NOSANOV Caitlin	1	00:00	0	0	0	0.00	0.00

Team Roster

Team: USA (blue)

No	Pos	Name	GP	G	A	PTS	PIM	+/-
1	GK	BARLOW Maria	1	0	0	0	0	
2	D	HARRINGTON Paige +A	1	0	0	0	0	0
3	D	BORTOLUSSI Victoria	1	0	0	0	0	0
4	D	ROBISON Corey	1	0	0	0	0	-2
5	D	McGRATH Morgan	1	0	0	0	0	-2
6	D	THOMAS Whitney	1	0	1	1	0	+1
7	D	ANTOS Amanda	1	0	0	0	0	0
8	D	LABOSSIERE Caleigh	1	0	0	0	0	0
9	D	SMIDDY Madison	1	0	0	0	0	+1
10	F	BOOTH Rachael	1	0	0	0	0	-1
11	F	KORZON Monica +C	1	0	0	0	0	-1
12	F	CHALIFOUX Eleanor	1	0	0	0	0	0
14	F	ABROMSON Amanda	1	0	1	1	0	0
15	F	FORD Emily	1	0	0	0	2	0
16	F	WILLIAMS Hayley +A	1	0	0	0	0	-1
17	F	MOONEY Kaley	1	0	0	0	4	0
18	F	O NEIL Molly	1	0	0	0	0	0
19	F	MYERS Kendra	1	1	0	1	0	0
22	F	LEVESQUE Kristen	1	0	0	0	0	0
23	F	CATLOW Cassandra	1	0	0	0	0	0
25	F	AUGUSTINE Katelyn	1	0	0	0	0	0
30	GK	NOSANOV Caitlin	1	0	0	0	0	

Head Coach: WRIGHT Kristen

Team: JPN

No	Name	GP	MIP	GA	SVS	SOG	SVS%	GAA
1	FUJIMOTO Nana	1	20:00	0	3	3	100.00	0.00
20	KOMURA Yuuri	0	00:00	0	0	0	0.00	0.00
25	YOSHIDA Amika	1	40:00	0	4	4	100.00	0.00

Team: JPN (white)

No	Pos	Name	GP	G	A	PTS	PIM	+/-
1	GK	FUJIMOTO Nana	1	0	0	0	0	
2	D	KOIKE Shiori	1	1	0	1	0	+3
3	D	FUJIMOTO Nachi +A	1	0	1	1	0	+4
4	D	TOKO Ayaka	1	1	1	2	0	+3
5	D	YOSHIDA Miyuka	1	0	1	1	0	+4
6	D	SUZUKI Sena +A	1	1	0	1	0	+2
7	D	HORI Mika	1	1	0	1	0	+2
10	F	YONEYAMA Haruna	1	1	3	4	0	+5
11	F	MORII Mai	1	0	1	1	0	+1
12	F	OSAWA Chiho +C	1	1	2	3	0	+3
13	F	FUJIMOTO Moeko	1	0	0	0	0	+2
14	F	YUYAMA Seika	0	0	0	0	0	0
15	F	TOUMA Miyou	1	0	0	0	0	+1
16	F	NOTOYA Yui	1	1	0	1	0	+1
17	F	OTA Yukina	1	1	0	1	2	+3
18	F	MORITAKE Runa	1	1	0	1	0	+3
19	F	OHASHI Asami	1	0	1	1	2	+3
20	GK	KOMURA Yuuri	0	0	0	0	0	
21	F	IWASAKI Mayu	1	1	0	1	0	+1
22	F	SUGISAWA Nene	1	0	1	1	0	+1
23	F	SAKAMOTO Rio	1	1	2	3	0	+3
25	GK	YOSHIDA Amika	1	0	0	0	0	

Head Coach: KASAHARA Yujiro

LEGEND

A Assists	D Defence	F Forward	G Goals
GA Goals against	GAA Goals against as average per 60 minutes	GK Goalkeeper	GP Games played
MIP Minutes and seconds played	No Jersey number	PIM Penalties in minutes	Pos Position
PTS Points	SOG Shots on goal	SVS Saves	SVS% Saves in percentage
+/- Plus/minus net	+A Assistant captain	+C Captain	

Timing and Results provided by **TISSOT**



Line-Ups

USA - JPN

Referee(s)

MALA Gabriela (CZE)

Goalkeepers

Team: USA

No	Name
30	NOSANOV Caitlin
1	BARLOW Maria

Team Line-ups

Team: USA (blue)

No	Pos	Name
2	D	HARRINGTON Paige +A
7	D	ANTOS Amanda
15	F	FORD Emily
17	F	MOONEY Kaley
18	F	O NEIL Molly
8	D	LABOSSIERE Caleigh
9	D	SMIDDY Madison
11	F	KORZON Monica +C
16	F	WILLIAMS Hayley +A
25	F	AUGUSTINE Katelyn
5	D	McGRATH Morgan
6	D	THOMAS Whitney
14	F	ABROMSON Amanda
19	F	MYERS Kendra
23	F	CATLOW Cassandra
3	D	BORTOLUSSI Victoria
4	D	ROBISON Corey
10	F	BOOTH Rachael
12	F	CHALIFOUX Eleanor
22	F	LEVESQUE Kristen

Head Coach: WRIGHT Kristen

Linesmen

SAUER Caroline (GER) , STREITOVA Tereza (CZE)

Team: JPN

No	Name
1	FUJIMOTO Nana
20	KOMURA Yuuri

Team: JPN (white)

No	Pos	Name
2	D	KOIKE Shiori
4	D	TOKO Ayaka
10	F	YONEYAMA Haruna
12	F	OSAWA Chiho +C
13	F	FUJIMOTO Moeko
6	D	SUZUKI Sena +A
7	D	HORI Mika
18	F	MORITAKE Runa
19	F	OHASHI Asami
23	F	SAKAMOTO Rio
3	D	FUJIMOTO Nachi +A
5	D	YOSHIDA Miyuka
11	F	MORII Mai
17	F	OTA Yukina
21	F	IWASAKI Mayu
15	F	TOUMA Miyou
16	F	NOTOYA Yui
22	F	SUGISAWA Nene


Head Coach: KASAHARA Yujiro

NOT DRESSED:

14 F YUYAMA Seika
25 GK YOSHIDA Amika

LEGEND

D	Defence	F	Forward	No	Jersey number	Pos	Position
+A	Assistant captain	+C	Captain				

Timing and Results provided by  TISSOT



Graphical Line-Ups

USA - JPN

Referee(s)

MALA Gabriela (CZE)

Linesmen

SAUER Caroline (GER) , STREITOVA Tereza (CZE)

Team: USA - United States of America (blue)

Head Coach: WRIGHT Kristen

S1 30 NOSANOV Caitlin		
1 BARLOW Maria		
S2 2 HARRINGTON Paige +A	S3 7 ANTOS Amanda	
S6 18 O NEIL Molly	S4 15 FORD Emily	S5 17 MOONEY Kaley
9 SMIDDY Madison		8 LABOSSIERE Caleigh
25 AUGUSTINE Katelyn	16 WILLIAMS Hayley +A	11 KORZON Monica +C
5 McGRATH Morgan		6 THOMAS Whitney
19 MYERS Kendra	23 CATLOW Cassandra	14 ABROMSON Amanda
4 ROBISON Corey		3 BORTOLUSSI Victoria
10 BOOTH Rachael	22 LEVESQUE Kristen	12 CHALIFOUX Eleanor

Team: JPN - Japan (white)

Head Coach: KASAHARA Yujiro

S1 1 FUJIMOTO Nana		
20 KOMURA Yuuri		
S2 2 KOIKE Shiori	S3 4 TOKO Ayaka	
S6 13 FUJIMOTO Moeko	S4 10 YONEYAMA Haruna	S5 12 OSAWA Chiho +C
6 SUZUKI Sena +A		7 HORI Mika
19 OHASHI Asami	23 SAKAMOTO Rio	18 MORITAKE Runa
5 YOSHIDA Miyuka		3 FUJIMOTO Nachi +A
17 OTA Yukina	21 IWASAKI Mayu	11 MORII Mai
15 TOUMA Miyou	16 NOTOYA Yui	22 SUGISAWA Nene

LEGEND

Sn Starting position

+A Assistant captain

+C Captain

Timing and Results provided by **TISSOT**



Game Summary

USA - JPN 1 - 4 (0 - 1, 0 - 0, 1 - 3)

Spectators	Referee(s)	Linesmen
250	MALA Gabriela (CZE)	SAUER Caroline (GER) , STREITOVA Tereza (CZE)

Team Statistics

Period	Score	SVS	SOG	PIM	TPP	PPG	SHG
1	0 : 1	16 : 4	4 : 17	6 : 2	02:00 : 04:13	0 : 1	0 : 0
2	0 : 0	20 : 3	3 : 20	4 : 2	02:00 : 04:00	0 : 0	0 : 0
3	1 : 3	7 : 8	9 : 10	10 : 8	04:07 : 04:56	1 : 3	0 : 0
Total	1 : 4	43 : 15	16 : 47	20 : 12	08:07 : 13:09	1 : 4	0 : 0

1st Period

Action	Time	ET/Res	Team	Type	No	Name	(G)	Name of Assistant(s) / Action Description
GK	00:00		USA		30	NOSANOV C		- Goalkeeper in
GK	00:00		JPN		1	FUJIMOTO N		- Goalkeeper in
Penalty	00:21	02:21	USA	2 min.	7	ANTOS A		- Boarding
Penalty	12:12	13:42	USA	2 min.	2	HARRINGTON P		- Illegal Hit
Penalty	12:25	14:25	USA	2 min.	8	LABOSSIERE C		- Delaying the Game
Goal	13:42	0 : 1	JPN	PP2	13	FUJIMOTO M	(1)	10 YONEYAMA H On Ice USA 30 5 6 16 JPN 1 2 4 10 12 13 *
Penalty	16:11	18:11	JPN	2 min.	19	OHASHI A		- Slashing

2nd Period

Action	Time	ET/Res	Team	Type	No	Name	(G)	Name of Assistant(s) / Action Description
Penalty	26:47	28:47	USA	2 min.	16	WILLIAMS H		- Roughing
Penalty	28:47	30:47	USA	2 min.	2	HARRINGTON P		- Cross-Checking
Penalty	36:57	38:57	JPN	2 min.	21	IWASAKI M		- Illegal Hit

3rd Period

Action	Time	ET/Res	Team	Type	No	Name	(G)	Name of Assistant(s) / Action Description
Penalty	42:26	44:26	JPN	2 min.	17	OTA Y		- Tripping
Penalty	46:30	48:30	USA	2 min.	7	ANTOS A		- Tripping
Penalty	48:52	48:59	JPN	2 min.	11	MORII M		- Interference
Goal	48:59	1 : 1	USA	PP1	18	O NEIL M	(1)	15 FORD E On Ice USA 30 2 15 16 18 25 JPN 1 3 4 19 21 *
Penalty	52:14	54:14	JPN	2 min.	10	YONEYAMA H		- Hooking
Penalty	55:19	56:48	USA	2 min.	19	MYERS K		- Hooking
Goal	56:48	1 : 2	JPN	PP1	6	SUZUKI S	(2)	10 YONEYAMA H On Ice USA 30 3 11 12 16 13 FUJIMOTO M JPN 1 6 7 10 12 13 *
Penalty	57:53	58:08	USA	2 min.	18	O NEIL M		- Hooking
Time-out	57:53		USA					
Goal	58:08	1 : 3	JPN	PP1	13	FUJIMOTO M	(2)	10 YONEYAMA H On Ice USA 30 2 5 15 17 JPN 1 2 4 10 12 13 *
Penalty	58:34	59:46	USA	2 min.	-	Team penalty		- Too Many Men / Served by: 17 MOONEY K
Penalty	59:30	60:00	USA	2 min.	18	O NEIL M		- Tripping
Penalty	59:30	60:00	JPN	2 min.	10	YONEYAMA H		- Cross-Checking
Goal	59:46	1 : 4	JPN	PP1	18	MORITAKE R	(2)	23 SAKAMOTO R On Ice USA 30 5 9 16 25 11 MORII M JPN 1 6 7 11 18 23 *
GK	60:00		USA					30 NOSANOV C - Goalkeeper out
GK	60:00		JPN					1 FUJIMOTO N - Goalkeeper out

Goalkeeper Records

Team : USA - United States of America

No	Name	SOG	SVS	MIP
30	NOSANOV Caitlin	47	43	60:00
1	BARLOW Maria			

Team : JPN - Japan

No	Name	SOG	SVS	MIP
1	FUJIMOTO Nana	16	15	60:00
20	KOMURA Yuuri			

Timing and Results provided by **TISSOT**



Game Statistics

Team : USA (blue)

Head Coach : WRIGHT Kristen

No	Pos	Name	G	A	P	PIM	FO+	FO-	FO+/-	FO%	Shots on Goal					+/-
											1	2	3	OT	TS	
2	D	HARRINGTON Paige +A	0	0	0	4	0	0	0	0.00	0	0	0		0	0
7	D	ANTOS Amanda	0	0	0	4	0	0	0	0.00	0	0	0		0	0
15	F	FORD Emily	0	1	1	0	4	7	-3	36.36	2	2	1		5	0
17	F	MOONEY Kaley	0	0	0	0	0	2	-2	0.00	0	0	0		0	0
18	F	O NEIL Molly	1	0	1	4	1	1	0	50.00	0	1	1		2	0
8	D	LABOSSIERE Caleigh	0	0	0	2	0	0	0	0.00	1	0	0		1	0
9	D	SMIDDY Madison	0	0	0	0	0	0	0	0.00	0	0	1		1	0
11	F	KORZON Monica +C	0	0	0	0	0	2	-2	0.00	0	0	3		3	0
16	F	WILLIAMS Hayley +A	0	0	0	2	16	10	6	61.54	0	0	2		2	0
25	F	AUGUSTINE Katelyn	0	0	0	0	0	1	-1	0.00	0	0	0		0	0
5	D	McGRATH Morgan	0	0	0	0	0	0	0	0.00	0	0	0		0	0
6	D	THOMAS Whitney	0	0	0	0	0	0	0	0.00	0	0	1		1	0
14	F	ABROMSON Amanda	0	0	0	0	1	2	-1	33.33	0	0	0		0	0
19	F	MYERS Kendra	0	0	0	2	3	4	-1	42.86	1	0	0		1	0
23	F	CATLOW Cassandra	0	0	0	0	0	6	-6	0.00	0	0	0		0	0
3	D	BORTOLUSSI Victoria	0	0	0	0	0	0	0	0.00	0	0	0		0	0
4	D	ROBISON Corey	0	0	0	0	0	0	0	0.00	0	0	0		0	0
10	F	BOOTH Rachael	0	0	0	0	1	0	1	100.00	0	0	0		0	0
12	F	CHALIFOUX Eleanor	0	0	0	0	0	0	0	0.00	0	0	0		0	0
22	F	LEVESQUE Kristen	0	0	0	0	0	2	-2	0.00	0	0	0		0	0
1	GK	BARLOW Maria	0	0	0	0					0	0	0		0	
30	GK	NOSANOV Caitlin	0	0	0	0					0	0	0		0	
Total			1	1	2	18	26	37	-11	41.27	4	3	9		16	

Team : JPN (white)

Head Coach : KASAHARA Yujiro

No	Pos	Name	G	A	P	PIM	FO+	FO-	FO+/-	FO%	Shots on Goal					+/-
											1	2	3	OT	TS	
2	D	KOIKE Shiori	0	0	0	0	0	0	0	0.00	1	3	1		5	0
4	D	TOKO Ayaka	0	0	0	0	0	0	0	0.00	1	1	3		5	0
10	F	YONEYAMA Haruna	0	3	3	4	19	7	12	73.08	3	2	0		5	0
12	F	OSAWA Chiho +C	0	0	0	0	0	2	-2	0.00	2	2	1		5	0
13	F	FUJIMOTO Moeko	2	1	3	0	0	0	0	0.00	4	3	1		8	0
6	D	SUZUKI Sena +A	1	0	1	0	0	0	0	0.00	3	4	1		8	0
7	D	HORI Mika	0	0	0	0	0	0	0	0.00	0	1	0		1	0
18	F	MORITAKE Runa	1	0	1	0	0	0	0	0.00	0	0	2		2	0
19	F	OHASHI Asami	0	0	0	2	0	0	0	0.00	1	1	0		2	0
23	F	SAKAMOTO Rio	0	1	1	0	13	11	2	54.17	0	1	0		1	0
3	D	FUJIMOTO Nachi +A	0	0	0	0	0	0	0	0.00	0	0	0		0	0
5	D	YOSHIDA Miyuka	0	0	0	0	0	0	0	0.00	0	0	0		0	0
11	F	MORII Mai	0	1	1	2	1	1	0	50.00	0	1	0		1	0
17	F	OTA Yukina	0	0	0	2	0	0	0	0.00	0	0	1		1	0
21	F	IWASAKI Mayu	0	0	0	2	3	3	0	50.00	0	0	0		0	0
15	F	TOUMA Miyou	0	0	0	0	0	0	0	0.00	0	0	0		0	0
16	F	NOTOYA Yui	0	0	0	0	1	2	-1	33.33	0	1	0		1	0
22	F	SUGISAWA Nene	0	0	0	0	0	0	0	0.00	2	0	0		2	0
1	GK	FUJIMOTO Nana	0	0	0	0					0	0	0		0	
20	GK	KOMURA Yuuri	0	0	0	0					0	0	0		0	
Total			4	6	10	12	37	26	11	58.73	17	20	10		47	




Group A

R	Team	GP	W	OTW	OTL	L	GDF	GF:GA	PTS
1	JPN	2	2	0	0	0	+14	15 : 1	6
2	CHN	1	1	0	0	0	+1	2 : 1	3
3	ESP	1	0	0	0	1	-11	0 : 11	0
4	USA	2	0	0	0	2	-4	2 : 6	0

	CHN	ESP	JPN	USA
CHN	*****	SAT 07 FEB 20:30	MON 09 FEB 17:00	2:1
ESP	SAT 07 FEB 20:30	*****	0:11	MON 09 FEB 20:30
JPN	MON 09 FEB 17:00	11:0	*****	4:1
USA	1:2	MON 09 FEB 20:30	1:4	*****

LEGEND

(G) Goals in tournament	*	does not count for Plus/minus	+/- Plus/minus net	+A Assistant captain
+C Captain	A	Assists	D Defence	ET/Res Penalty end time/Result of game
F Forward	FO-	Face-offs lost	FO% Face-offs won as percentage	FO+ Face-offs won
FO+/- Face-offs net	G	Goals	GA Goals against	GDF Goal difference
GF Goals for	GK	Goalkeeper	GP Games played	L Losses
MIP Minutes in play (GK)	No	Jersey number	OT Overtime	OTL Overtime losses
OTW Overtime wins	P	Points	PIM Penalties in minutes	Pos Position
PP1 Power play - 1 player	PP2	Power play - 2 players	PPG Power play goals	PTS Points
R Rank	SHG	Shorthanded goals	SOG Shots on goal	SVS Saves
TTP Time on power play	TS	Total shots	W Wins	

Timing and Results provided by  TISSOT



Shot Chart

USA - JPN

Shots by USA

Goals (o): 0 SSG (+): 4
SSP (<): 4 SPG (-): 2



GK 1 of JPN

Shots by JPN

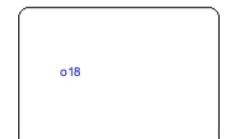
Goals (o): 0 SSG (+): 20
SSP (<): 10 SPG (-): 10



GK 30 of USA

Shots by USA

Goals (o): 1 SSG (+): 8
SSP (<): 2 SPG (-): 1



GK 1 of JPN

LEGEND

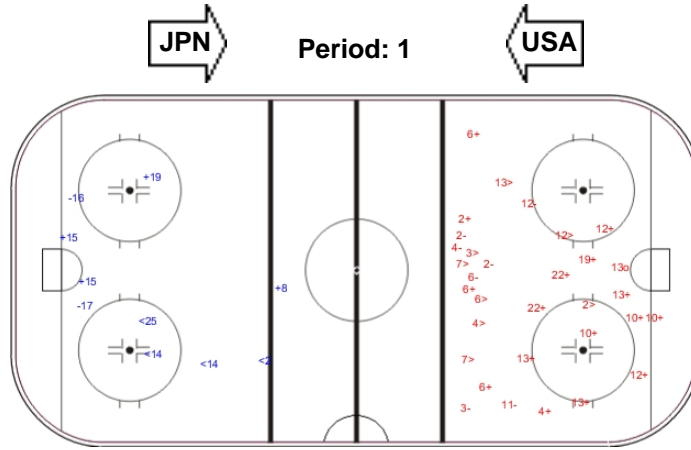
GK Goalkeeper

SPG Shots past goal

SSG Shots saved by goalkeeper

SSP Shots saved by player

Period: 1



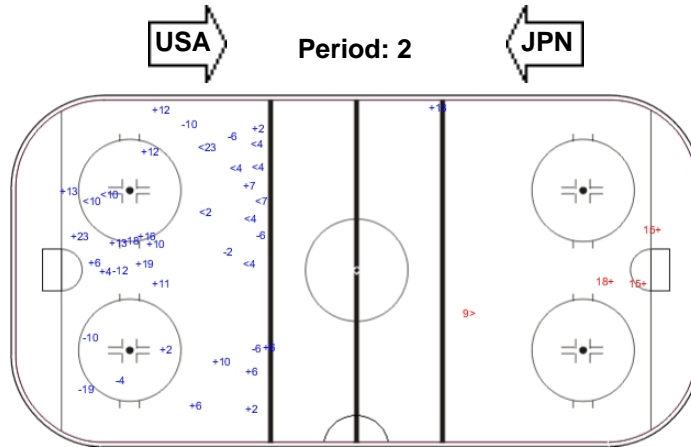
Shots by JPN

Goals (o): 1 SSG (+): 16
SSP (>): 8 SPG (-): 7



GK 30 of USA

Period: 2



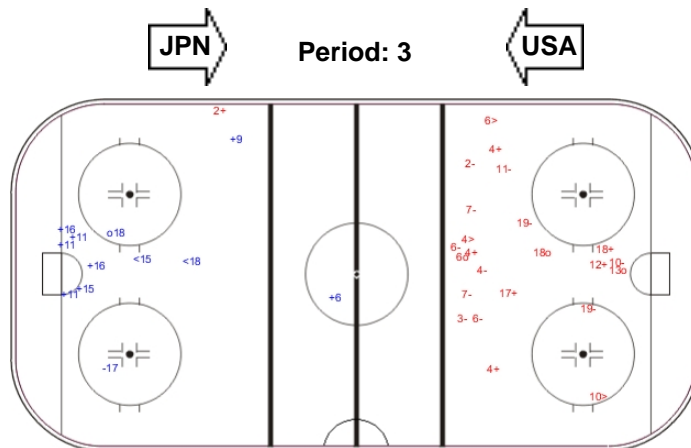
Shots by USA

Goals (o): 0 SSG (+): 3
SSP (>): 1 SPG (-): 0



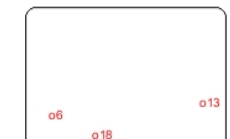
GK 1 of JPN

Period: 3



Shots by JPN

Goals (o): 3 SSG (+): 7
SSP (>): 3 SPG (-): 11



GK 30 of USA



Face-off Chart

USA - JPN

PERIOD 1

	USA		JPN		USA		JPN			
	Def. zone	Att. zone	Neutral zone	Neutral zone	Att. zone	Def. zone	Att. zone	Def. zone	USA	JPN
	- 23	+ 23	- 15	+ 10	- 19	+ 10				
	- 16	+ 10	+ 15	- 11	+ 14	- 10				
	+ 16	- 10	- 16	+ 23						
	- 16	+ 23								
	+ 16	- 23								
	- 16	+ 23								
	- 19	+ 23								
	+ 15	- 23								
	- 23	+ 10								
	+ 16	- 10								
	+ 16	- 10								
	- 25	+ 10								
Total wins / period	5 / 42%	7 / 58%	1 / 33%	2 / 67%	1 / 50%	1 / 50%	Total wins all zones		7 / 41%	10 / 59%

PERIOD 2

	USA		JPN		USA		JPN			
	Def. zone	Att. zone	Neutral zone	Neutral zone	Att. zone	Def. zone	Att. zone	Def. zone	USA	JPN
	+ 16	- 23	+ 16	- 10	- 15	+ 23				
	- 19	+ 16	+ 19	- 16	- 15	+ 10				
	+ 15	- 23	- 16	+ 10	+ 16	- 21				
	- 23	+ 10			- 22	+ 10				
	- 11	+ 23			- 14	+ 10				
	- 23	+ 23			- 16	+ 10				
	- 23	+ 23			- 19	+ 23				
	- 11	+ 10								
	- 17	+ 10								
	+ 16	- 23								
	- 23	+ 10								
	+ 16	- 23								
	+ 19	- 16								
	+ 16	- 23								
	- 16	+ 10								
Total wins / period	6 / 40%	9 / 60%	2 / 67%	1 / 33%	1 / 14%	6 / 86%	Total wins all zones		9 / 36%	16 / 64%

PERIOD 3

	USA		JPN		USA		JPN			
	Def. zone	Att. zone	Neutral zone	Neutral zone	Att. zone	Def. zone	Att. zone	Def. zone	USA	JPN
	- 17	+ 23	+ 18	- 12	+ 16	- 10				
	- 22	+ 23	+ 10	- 12	+ 16	- 21				
	- 18	+ 10	- 15	+ 11	- 15	+ 21				
	- 16	+ 10	+ 16	- 10	- 14	+ 21				
	+ 16	- 23	+ 15	- 23	- 16	+ 21				
			- 16	+ 10	- 15	+ 10				
			+ 16	- 23						
			+ 16	- 21						
Total wins / period							Total wins all zones		10 / 48%	11 / 52%



Preliminary round - Group A, Game 5

		- 15	+ 23		
		+ 19	- 23		
1 / 20%	4 / 80%	7 / 70%	3 / 30%	2 / 33%	4 / 67%

TOTAL

Total wins / game	USA		JPN		USA		JPN		Total wins all zones	
	Def. zone	Att. zone	Neutral zone	Neutral zone	Att. zone	Def. zone	Att. zone	Def. zone	USA	JPN
	12 / 38%	20 / 62%	10 / 63%	6 / 37%	4 / 27%	11 / 73%	26 / 41%	37 / 59%		



HEAD TO HEAD

		JPN										
No.	10	11	12	16	21	23	Tot	wins USA	Dz	Nz	Az	
USA	10		1 - 0				1	1 100%		1 100%		
	11	0 - 1				0 - 1	2	0 0%	0 0%			
	14	1 - 1				0 - 1	3	1 33%			1 33%	
	15	0 - 3	1 - 1			0 - 1	3 - 2	11	4 36%	2 100%	2 40%	0 0%
	16	6 - 6				3 - 1	7 - 3	26	16 62%	9 64%	4 57%	3 60%
	17	0 - 1					0 - 1	2	0 0%	0 0%		
	18	0 - 1		1 - 0				2	1 50%	0 0%	1 100%	
	19	0 - 1			2 - 1		1 - 2	7	3 43%	1 33%	2 100%	0 0%
	22	0 - 1					0 - 1	2	0 0%	0 0%		0 0%
	23	0 - 3					0 - 3	6	0 0%	0 0%		
	25	0 - 1						1	0 0%	0 0%		
Tot	26	2	2	3	6	24	63	26 41%	12 38%	10 63%	4 27%	
wins JPN	19 73%	1 50%	0 0%	1 33%	3 50%	13 54%	37 59%					
Dz	6 75%				3 60%	2 100%	11 73%					
Nz	3 60%	1 50%	0 0%	0 0%	0 0%	2 40%	6 37%					
Az	10 77%			1 50%		9 53%	20 62%					

LEGEND

Az Attacking zone **Dz** Defending zone **Nz** Neutral zone **Tot** Total face-offs played

Timing and Results provided by **TISSOT**



Game Roster

ESP - CHN

Referee(s)

HARBITZ-RASMUSSEN Elise (NOR)

Linesmen

DINANT Marine (BEL) , McGURRY Danielle (CAN)

Goalkeepers

Team: ESP

No	Name	GP	MIP	GA	SVS	SOG	SVS%	GAA
1	ALVARADO Carlota	1	55:42	9	67	76	88.16	9.69
20	TEDONE Oihane	1	04:18	2	8	10	80.00	27.91

Team Roster

Team: ESP (black)

No	Pos	Name	GP	G	A	PTS	PIM	+/-
1	GK	ALVARADO Carlota	1	0	0	0	0	
2	D	GARCIA-LORENZANA Isabel	1	0	0	0	0	0
3	D	FABO Mireya	1	0	0	0	0	0
4	D	SAINZ Luna +A	1	0	0	0	0	-5
5	D	ORTIZ Gemma	1	0	0	0	0	-2
6	F	GARCIA Patricia	1	0	0	0	0	-4
7	F	REBOLLEDO Laura	1	0	0	0	0	-2
8	F	ESTIRADO Patricia	1	0	0	0	0	0
10	F	de la POMPA Claudia	1	0	0	0	4	-4
11	D	CASTILLEJO Ana	1	0	0	0	0	-5
12	D	ALVAREZ Raquel	1	0	0	0	0	-1
13	D	RAVENTOS Jana	1	0	0	0	0	-1
14	D	ABRISQUETA Leticia	1	0	0	0	2	-4
15	F	SENAC Irene	1	0	0	0	0	-4
16	D	ALMENDRO Ines	1	0	0	0	0	-1
18	D	ABRISQUETA Vanesa +C	1	0	0	0	2	-2
20	GK	TEDONE Oihane	1	0	0	0	0	
21	D	RIVERA Carmen	1	0	0	0	0	0
22	D	GRANDE Tamara	1	0	0	0	0	-1
23	F	CALERO Alba +A	1	0	0	0	0	-4
24	D	ALVAREZ Elena	1	0	0	0	2	-5

Head Coach: GORDOVIL BARTOLL Carlos

Team: CHN

No	Name	GP	MIP	GA	SVS	SOG	SVS%	GAA
1	LIU Yuchan	1	00:00	0	0	0	0.00	0.00
19	WANG Yuqing	1	60:00	1	27	28	96.43	1.00
20	YANG Jiaqi	0	00:00	0	0	0	0.00	0.00

Team: CHN (white)

No	Pos	Name	GP	G	A	PTS	PIM	+/-
1	GK	LIU Yuchan	1	0	0	0	0	
2	F	FANG Xin	1	1	0	1	0	+2
4	F	ZHANG Chi	1	0	0	0	0	-1
5	F	GUAN Yingying	1	0	0	0	0	0
6	D	LIU Zhixin	1	1	1	2	0	+2
7	F	ZHANG Mengying +A	1	0	0	0	0	+2
8	D	DENG Di	1	0	0	0	0	+1
9	D	XIAO Jinqiu +C	1	0	0	0	0	0
10	F	HE Xin	1	0	0	0	0	-1
11	D	ZHAO Qinan	1	0	0	0	0	-1
12	F	LU Shuang	1	0	0	0	4	-1
13	F	DU Jiayao	1	0	0	0	0	+1
14	F	FU Kexin	1	0	0	0	0	0
15	F	KONG Minghui +A	1	0	1	1	2	+2
16	F	LYU Yue	1	0	0	0	0	0
17	D	LIU Siyang	1	0	0	0	0	0
18	D	WEN Lu	1	0	0	0	2	-1
19	GK	WANG Yuqing	1	0	0	0	0	
20	GK	YANG Jiaqi	0	0	0	0	0	
21	D	WANG Lu	0	0	0	0	0	0
22	F	JU Jingwen	1	0	0	0	0	0

Head Coach: WANG Fuquan

LEGEND

A Assists	D Defence	F Forward	G Goals
GA Goals against	GAA Goals against as average per 60 minutes	GK Goalkeeper	GP Games played
MIP Minutes and seconds played	No Jersey number	PIM Penalties in minutes	Pos Position
PTS Points	SOG Shots on goal	SVS Saves	SVS% Saves in percentage
+/- Plus/minus net	+A Assistant captain	+C Captain	

Timing and Results provided by **TISSOT**



Line-Ups

ESP - CHN

Referee(s)

HARBITZ-RASMUSSEN Elise (NOR)

Linesmen

DINANT Marine (BEL) , McGURRY Danielle (CAN)

Goalkeepers

Team: ESP

No Name

1 ALVARADO Carlota
20 TEDONE Oihane

Team Line-ups

Team: ESP (black)

No Pos Name

5	D	ORTIZ Gemma
11	D	CASTILLEJO Ana
14	D	ABRISQUETA Leticia
18	D	ABRISQUETA Vanesa +C
23	F	CALERO Alba +A
4	D	SAINZ Luna +A
24	D	ALVAREZ Elena
6	F	GARCIA Patricia
10	F	de la POMPA Claudia
15	F	SENAC Irene
12	D	ALVAREZ Raquel
13	D	RAVENTOS Jana
16	D	ALMENDRO Ines
22	D	GRANDE Tamara
7	F	REBOLLEDO Laura
2	D	GARCIA-LORENZANA Isabel
3	D	FABO Mireya
8	F	ESTIRADO Patricia

Head Coach: GORDOVIL BARTOLL Carlos

NOT DRESSED:

21 D RIVERA Carmen

Team: CHN

No Name

19 WANG Yuqing
1 LIU Yuchan

Team: CHN (white)

No Pos Name

6	D	LIU Zhixin
8	D	DENG Di
2	F	FANG Xin
7	F	ZHANG Mengying +A
15	F	KONG Minghui +A
11	D	ZHAO Qinan
18	D	WEN Lu
4	F	ZHANG Chi
10	F	HE Xin
12	F	LU Shuang
9	D	XIAO Jinqiu +C
17	D	LIU Siyang
5	F	GUAN Yingying
13	F	DU Jiayao
16	F	LYU Yue
14	F	FU Kexin
22	F	JU Jingwen

Head Coach: WANG Fuquan

NOT DRESSED:

20 GK YANG Jiaqi
21 D WANG Lu

LEGEND

D	Defence	F	Forward	No	Jersey number	Pos	Position
+A	Assistant captain	+C	Captain				

Timing and Results provided by **TISSOT**



Graphical Line-Ups

ESP - CHN

Referee(s)

HARBITZ-RASMUSSEN Elise (NOR)

Linesmen

DINANT Marine (BEL) , McGURRY Danielle (CAN)

Team: ESP - Spain (black)

Head Coach: GORDOVIL BARTOLL Carlos

S1 1 ALVARADO Carlota		
20 TEDONE Oihane		
S2 5 ORTIZ Gemma	S3 18 ABRISQUETA Vanesa +C	
S6 23 CALERO Alba +A	S4 11 CASTILLEJO Ana	S5 14 ABRISQUETA Leticia
4 SAINZ Luna +A		24 ALVAREZ Elena
6 GARCIA Patricia	10 de la POMPA Claudia	15 SENAC Irene
12 ALVAREZ Raquel		22 GRANDE Tamara
7 REBOLLEDO Laura	13 RAVENTOS Jana	16 ALMENDRO Ines
8 ESTIRADO Patricia		
3 FABO Mireya		2 GARCIA-LORENZANA Isabel

Team: CHN - China P.R. (white)

Head Coach: WANG Fuquan

S1 19 WANG Yuqing		
1 LIU Yuchan		
S2 6 LIU Zhixin	S3 8 DENG Di	
S5 7 ZHANG Mengying +A	S4 2 FANG Xin	S6 15 KONG Minghui +A
18 WEN Lu		11 ZHAO Qinan
4 ZHANG Chi	12 LU Shuang	10 HE Xin
9 XIAO Jinqiu +C		17 LIU Siyang
13 DU Jiayao	16 LYU Yue	5 GUAN Yingying
22 JU Jingwen		14 FU Kexin

LEGEND

Sn Starting position

+A Assistant captain

+C Captain

Timing and Results provided by **TISSOT**



Game Summary

ESP - CHN 0 - 12 (0 - 3 , 0 - 6 , 0 - 3)

Spectators	Referee(s)	Linesmen
350	HARBITZ-RASMUSSEN Elise (NOR)	DINANT Marine (BEL) , McGURRY Danielle (CAN)

Team Statistics

Period	Score	SVS	SOG	PIM	TPP	PPG	SHG
1	0 : 3	21 : 5	5 : 24	2 : 4	04:00 : 02:00	0 : 0	0 : 1
2	0 : 6	24 : 2	2 : 30	4 : 2	02:00 : 02:16	0 : 1	0 : 0
3	0 : 3	12 : 7	7 : 15	0 : 6	05:16 : 00:16	0 : 0	0 : 0
Total	0 : 12	57 : 14	14 : 69	6 : 12	11:16 : 04:32	0 : 1	0 : 1

1st Period

Action	Time	ET/Res	Team	Type	No	Name	(G)	Name of Assistant(s) / Action Description
GK	00:00		ESP		1	ALVARADO C		- Goalkeeper in
GK	00:00		CHN		19	WANG Y		- Goalkeeper in
Goal	00:45	0 : 1	CHN	EQ	7	ZHANG M	(1)	2 FANG X On Ice ESP 1 5 11 14 18 23 CHN 19 2 6 7 8 15
Penalty	02:26	04:26	CHN	2 min.	-	Team penalty		- Too Many Men / Served by: 13 DU J
Penalty	04:35	06:35	CHN	2 min.	18	WEN L		- Tripping
Goal	06:12	0 : 2	CHN	SH1	6	LIU Z	(2)	2 FANG X On Ice ESP 1 5 11 14 18 23 10 HE X CHN 19 2 6 10 15
Penalty	08:12	10:12	ESP	2 min.	24	ALVAREZ E		- High Sticking
Goal	16:25	0 : 3	CHN	EQ	15	KONG M	(1)	2 FANG X On Ice ESP 1 4 6 10 15 24 7 ZHANG M CHN 19 2 6 7 8 15

2nd Period

Action	Time	ET/Res	Team	Type	No	Name	(G)	Name of Assistant(s) / Action Description
Goal	25:31	0 : 4	CHN	EQ	2	FANG X	(2)	15 KONG M On Ice ESP 1 7 11 12 16 22 13 DU J CHN 19 2 6 8 13 15
Penalty	30:33	32:33	CHN	2 min.	4	zhang c		- Slashing
GK	32:41		CHN		1	LIU Y		- Goalkeeper in
Penalty	33:01	33:33	ESP	2 min.	22	GRANDE T		- Tripping
Goal	33:33	0 : 5	CHN	PP1	10	HE X	(1)	12 lu s On Ice ESP 1 5 11 18 23 11 ZHAO Q CHN 1 4 10 11 12 18 *
Goal	36:08	0 : 6	CHN	EQ	15	KONG M	(2)	7 ZHANG M On Ice ESP 1 5 11 14 18 23 CHN 1 2 7 11 15 18
Goal	36:36	0 : 7	CHN	EQ	6	LIU Z	(3)	7 ZHANG M On Ice ESP 1 5 11 14 18 23 CHN 1 2 6 7 8 15
Goal	37:02	0 : 8	CHN	EQ	10	HE X	(2)	4 zhang c On Ice ESP 1 4 6 10 15 24 CHN 1 4 10 11 12 18
Goal	37:49	0 : 9	CHN	EQ	7	ZHANG M	(2)	2 FANG X On Ice ESP 1 7 12 13 16 22 CHN 1 2 6 7 8 15
Penalty	38:16	40:16	ESP	2 min.	14	ABRISQUETA L		- Slashing

3rd Period

Action	Time	ET/Res	Team	Type	No	Name	(G)	Name of Assistant(s) / Action Description
Penalty	40:22	42:22	CHN	2 min.	5	guan y		- Slashing
Penalty	41:38	43:38	CHN	2 min.	18	WEN L		- Illegal Hit
Goal	47:39	0 : 10	CHN	EQ	12	lu s	(1)	11 ZHAO Q On Ice ESP 1 7 12 13 18 22 CHN 1 4 10 11 12 18
Goal	49:10	0 : 11	CHN	EQ	2	FANG X	(3)	On Ice ESP 1 5 11 16 18 23 CHN 1 2 6 7 8 15
Goal	49:43	0 : 12	CHN	EQ	15	KONG M	(3)	6 LIU Z On Ice ESP 1 2 11 13 16 22 CHN 1 2 5 6 8 15
GK	50:55		ESP		20	TEDONE O		- Goalkeeper in
Penalty	50:55	52:55	CHN	2 min.	4	zhang c		- Slashing
GK	60:00		ESP					20 TEDONE O - Goalkeeper out
GK	60:00		CHN					1 LIU Y - Goalkeeper out

Timing and Results provided by **TISSOT**



Goalkeeper Records

Team : ESP - Spain

No	Name	SOG	SVS	MIP
1	ALVARADO Carlota	67	55	50:55
20	TEDONE Oihane	2	2	09:05

Team : CHN - China P.R.

No	Name	SOG	SVS	MIP
19	WANG Yuqing	7	7	32:41
1	LIU Yuchan	7	7	27:19

Game Statistics

Team : ESP (black)

Head Coach : GORDOVIL BARTOLL Carlos

No	Pos	Name	G	A	P	PIM	FO+	FO-	FO+/-	FO%	Shots on Goal					+/-
											1	2	3	OT	TS	
5	D	ORTIZ Gemma	0	0	0	0	0	0	0	0.00	0	0	0	0	0	-5
11	D	CASTILLEJO Ana	0	0	0	0	12	11	1	52.17	0	0	1	1	1	-7
14	D	ABRISQUETA Leticia	0	0	0	2	0	0	0	0.00	0	1	0	0	1	-4
18	D	ABRISQUETA Vanesa +C	0	0	0	0	0	0	0	0.00	1	0	0	0	1	-6
23	F	CALERO Alba +A	0	0	0	0	2	0	2	100.00	0	0	2	2	2	-5
4	D	SAINZ Luna +A	0	0	0	0	0	0	0	0.00	0	0	0	0	0	-2
6	F	GARCIA Patricia	0	0	0	0	0	0	0	0.00	1	1	0	0	2	-2
10	F	de la POMPA Claudia	0	0	0	0	8	13	-5	38.10	0	0	0	0	0	-2
15	F	SENAC Irene	0	0	0	0	0	0	0	0.00	1	0	3	4	4	-2
24	D	ALVAREZ Elena	0	0	0	2	0	0	0	0.00	1	0	0	1	1	-2
7	F	REBOLLEDO Laura	0	0	0	0	0	0	0	0.00	0	0	1	1	1	-3
12	D	ALVAREZ Raquel	0	0	0	0	0	0	0	0.00	0	0	0	0	0	-3
13	D	RAVENTOS Jana	0	0	0	0	5	10	-5	33.33	1	0	0	1	1	-3
16	D	ALMENDRO Ines	0	0	0	0	0	0	0	0.00	0	0	0	0	0	-4
22	D	GRANDE Tamara	0	0	0	2	0	0	0	0.00	0	0	0	0	0	-4
2	D	GARCIA-LORENZANA Isabel	0	0	0	0	0	0	0	0.00	0	0	0	0	0	-1
3	D	FABO Mireya	0	0	0	0	0	0	0	0.00	0	0	0	0	0	0
8	F	ESTIRADO Patricia	0	0	0	0	0	0	0	0.00	0	0	0	0	0	0
1	GK	ALVARADO Carlota	0	0	0	0	0	0	0	0.00	0	0	0	0	0	0
20	GK	TEDONE Oihane	0	0	0	0	0	0	0	0.00	0	0	0	0	0	0
Total			0	0	0	6	27	34	-7	44.26	5	2	7	14		

Team : CHN (white)

Head Coach : WANG Fuquan

No	Pos	Name	G	A	P	PIM	FO+	FO-	FO+/-	FO%	Shots on Goal					+/-
											1	2	3	OT	TS	
2	F	FANG Xin	2	4	6	0	11	10	1	52.38	5	6	5	16	16	+9
6	D	LIU Zhixin	2	1	3	0	0	0	0	0.00	4	4	0	8	8	+8
7	F	ZHANG Mengying +A	2	3	5	0	3	1	2	75.00	2	1	1	4	4	+6
8	D	DENG Di	0	0	0	0	0	0	0	0.00	1	1	0	2	2	+7
15	F	KONG Minghui +A	3	1	4	0	0	3	-3	0.00	2	2	3	7	7	+9
4	F	ZHANG Chi	0	1	1	4	0	0	0	0.00	1	4	0	5	5	+2
10	F	HE Xin	2	1	3	0	2	2	0	50.00	2	7	3	12	12	+3
11	D	ZHAO Qinan	0	2	2	0	0	0	0	0.00	1	0	0	1	1	+3
12	F	LU Shuang	1	1	2	0	11	4	7	73.33	0	2	2	4	4	+2
18	D	WEN Lu	0	0	0	4	0	0	0	0.00	1	0	0	1	1	+3
5	F	GUAN Yingying	0	0	0	2	0	0	0	0.00	0	0	0	0	0	+1
9	D	XIAO Jinqiu +C	0	0	0	0	0	0	0	0.00	0	0	0	0	0	0
13	F	DU Jiayao	0	1	1	0	0	1	-1	0.00	3	0	0	3	3	+1
16	F	LYU Yue	0	0	0	0	7	6	1	53.85	2	3	1	6	6	0
17	D	LIU Siyang	0	0	0	0	0	0	0	0.00	0	0	0	0	0	0
14	F	FU Kexin	0	0	0	0	0	0	0	0.00	0	0	0	0	0	0
22	F	JU Jingwen	0	0	0	0	0	0	0	0.00	0	0	0	0	0	0
1	GK	LIU Yuchan	0	0	0	0	0	0	0	0.00	0	0	0	0	0	0
19	GK	WANG Yuqing	0	0	0	0	0	0	0	0.00	0	0	0	0	0	0
Total			12	15	27	10	34	27	7	55.74	24	30	15	69		




Group A

R	Team	GP	W	OTW	OTL	L	GDF	GF : GA	PTS
1	JPN	2	2	0	0	0	+14	15 : 1	6
2	CHN	2	2	0	0	0	+13	14 : 1	6
3	USA	2	0	0	0	2	-4	2 : 6	0
4	ESP	2	0	0	0	2	-23	0 : 23	0

	CHN	ESP	JPN	USA
CHN	*****	12:0	MON 09 FEB 17:00	2:1
ESP	0:12	*****	0:11	MON 09 FEB 20:30
JPN	MON 09 FEB 17:00	11:0	*****	4:1
USA	1:2	MON 09 FEB 20:30	1:4	*****

LEGEND

(G) Goals in tournament	*	does not count for Plus/minus	+/- Plus/minus net	+A Assistant captain
+C Captain	A	Assists	D Defence	EQ Equal strength
ET/Res Penalty end time/Result of game	F	Forward	FO- Face-offs lost	FO% Face-offs won as percentage
FO+ Face-offs won	FO+/-	Face-offs net	G Goals	GA Goals against
GDF Goal difference	GF	Goals for	GK Goalkeeper	GP Games played
L Losses	MIP	Minutes in play (GK)	No Jersey number	OT Overtime
OTL Overtime losses	OTW	Overtime wins	P Points	PIM Penalties in minutes
Pos Position	PP1	Power play - 1 player	PPG Power play goals	PTS Points
R Rank	SH1	Shorthanded - 1 player	SHG Shorthanded goals	SOG Shots on goal
SVS Saves	TPP	Time on power play	TS Total shots	W Wins

Timing and Results provided by  TISSOT



Shot Chart

ESP - CHN

Shots by ESP

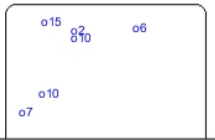
Goals (o): 0
SSG (+): 5
SSP (-): 1
SPG (-): 3



GK 19 of CHN

Shots by CHN

Goals (o): 6
SSG (+): 24
SSP (-): 8
SPG (-): 7



GK 1 of ESP

Shots by ESP

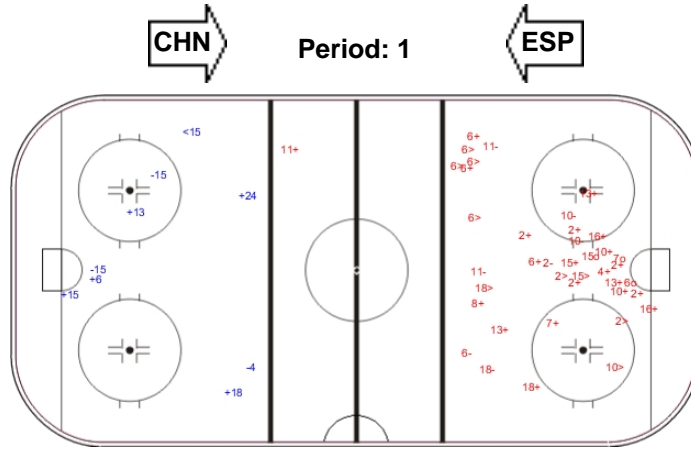
Goals (o): 0
SSG (+): 7
SSP (-): 2
SPG (-): 4



GK 1 of CHN

LEGEND

GK Goalkeeper SPG Shots past goal SSG Shots saved by goalkeeper SSP Shots saved by player



Shots by CHN

Goals (o): 3
SSG (+): 21
SSP (-): 9
SPG (-): 7



GK 1 of ESP

Shots by ESP

Goals (o): 0
SSG (+): 2
SSP (-): 0
SPG (-): 0



GK 1 of CHN

Shots by CHN

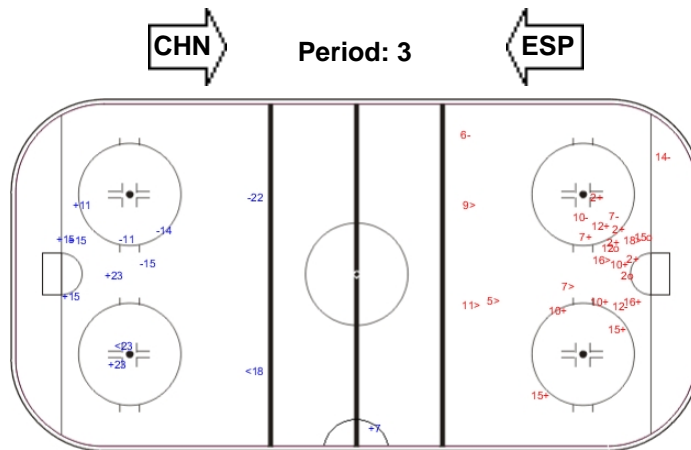
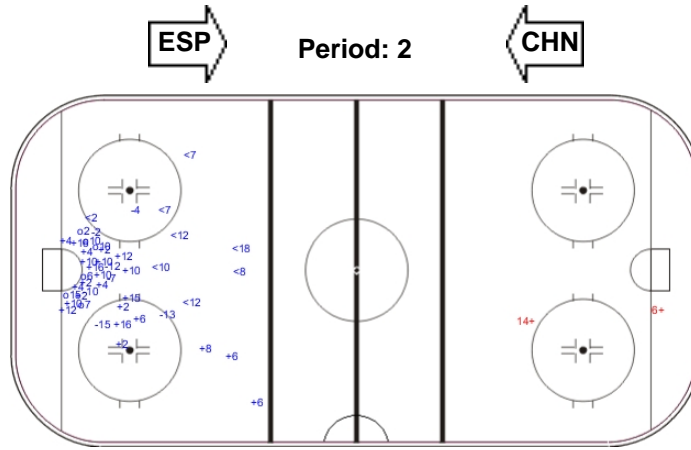
Goals (o): 3
SSG (+): 12
SSP (-): 6
SPG (-): 5



GK 1 of ESP



GK 20 of ESP





Face-off Chart

ESP - CHN

PERIOD 1

	ESP		CHN		ESP		CHN		Total wins all zones	
	Def. zone	Att. zone	Neutral zone		Att. zone	Def. zone	ESP	CHN	ESP	CHN
	- 11	+ 2	+ 11	- 2	- 11	+ 7				
	+ 11	- 2	+ 10	- 2	+ 10	- 15				
	- 11	+ 2	- 10	+ 7	- 11	+ 2				
	- 13	+ 12	- 13	+ 12	- 13	+ 12				
	- 11	+ 16	+ 13	- 12						
	- 11	+ 2	+ 10	- 16						
	+ 13	- 2	+ 11	- 2						
	+ 13	- 10								
	- 10	+ 2								
	- 11	+ 2								
Total wins / period	3 / 30%	7 / 70%	5 / 71%	2 / 29%	1 / 25%	3 / 75%	9 / 43%	12 / 57%		

PERIOD 2

	ESP		CHN		ESP		CHN		Total wins all zones	
	Def. zone	Att. zone	Neutral zone		Att. zone	Def. zone	ESP	CHN	ESP	CHN
	- 10	+ 12	+ 11	- 2	- 11	+ 12				
	- 10	+ 10	- 13	+ 16	- 10	+ 7				
	+ 10	- 16	+ 11	- 10	- 13	+ 16				
	+ 13	- 12	- 10	+ 2						
	- 13	+ 2	+ 11	- 2						
	+ 23	- 12	- 10	+ 12						
	- 13	+ 12	- 13	+ 2						
	+ 23	- 12	- 11	+ 12						
	- 10	+ 2								
Total wins / period	4 / 44%	5 / 56%	3 / 38%	5 / 62%	0 / 0%	3 / 100%	7 / 35%	13 / 65%		

PERIOD 3

	ESP		CHN		ESP		CHN		Total wins all zones	
	Def. zone	Att. zone	Neutral zone		Att. zone	Def. zone	ESP	CHN	ESP	CHN
	- 11	+ 16	+ 11	- 2	+ 11	- 16				
	+ 10	- 16	+ 10	- 16	+ 10	- 15				
	+ 11	- 2	- 10	+ 16	+ 10	- 7				
	- 13	+ 10	- 10	+ 16	+ 11	- 16				
	- 11	+ 16	- 13	+ 2	+ 11	- 15				
			- 10	+ 12	+ 13	- 13				
			+ 11	- 2						
			- 10	+ 12						
			- 10	+ 12						
Total wins / period	2 / 40%	3 / 60%	3 / 33%	6 / 67%	6 / 100%	0 / 0%	11 / 55%	9 / 45%		

TOTAL



Preliminary round - Group A, Game 6

	ESP	CHN	ESP	CHN	ESP	CHN	Total wins all zones	
	Def. zone	Att. zone	Neutral zone		Att. zone	Def. zone	ESP	CHN
Total wins / game	9 / 38%	15 / 62%	11 / 46%	13 / 54%	7 / 54%	6 / 46%	27 / 44%	34 / 56%



HEAD TO HEAD

	CHN								Tot	wins ESP	Dz	Nz	Az
	No.	2	7	10	12	13	15	16					
ESP	10	1 - 3	1 - 2	0 - 1	0 - 5		2 - 0	4 - 2	21	8 38%	2 33%	3 27%	3 75%
	11	8 - 5	0 - 1	1 - 0	0 - 2		1 - 0	2 - 3	23	12 52%	2 22%	7 88%	3 50%
	13	1 - 3		1 - 1	2 - 4	1 - 0		0 - 2	15	5 33%	3 43%	1 20%	1 33%
	23				2 - 0				2	2 100%	2 100%		
Tot	21	4	4	15	1	3	13	61	27 44%	9 38%	11 46%	7 54%	
wins CHN	11 52%	3 75%	2 50%	11 73%	0 0%	0 0%	7 54%	34 56%					
Dz	1 100%	2 67%		2 100%	0 0%	0 0%	1 33%	6 46%					
Nz	3 30%	1 100%	0 0%	6 86%			3 60%	13 54%					
Az	7 70%		2 67%	3 50%			3 60%	15 62%					

LEGEND

Az Attacking zone **Dz** Defending zone **Nz** Neutral zone **Tot** Total face-offs played

Timing and Results provided by **TISSOT**



Game Roster

CHN - JPN

Referee(s)

FUCHSEL Maria Raabye (DEN)

Linesmen

ANGERER Bettina (AUT) , PAGON Natasa (SLO)

Goalkeepers

Team: CHN

No	Name	GP	MIP	GA	SVS	SOG	SVS%	GAA
1	LIU Yuchan	2	27:19	0	7	7	100.00	0.00
19	WANG Yuqing	2	92:41	1	34	35	97.14	0.65
20	YANG Jiaqi	0	00:00	0	0	0	0.00	0.00

Team Roster

Team: CHN (red)

No	Pos	Name	GP	G	A	PTS	PIM	+/-
1	GK	LIU Yuchan	2	0	0	0	0	
2	F	FANG Xin	2	3	4	7	0	+11
4	F	ZHANG Chi	2	0	1	1	4	+1
5	F	GUAN Yingying	2	0	0	0	2	+1
6	D	LIU Zhixin	2	3	2	5	0	+10
7	F	ZHANG Mengying +A	2	2	3	5	0	+8
8	D	DENG Di	2	0	0	0	0	+8
9	D	XIAO Jinqiu +C	2	0	0	0	0	0
10	F	HE Xin	2	2	1	3	0	+2
11	D	ZHAO Qinan	2	0	2	2	0	+2
12	F	LU Shuang	2	1	1	2	4	+1
13	F	DU Jiayao	2	0	1	1	0	+2
14	F	FU Kexin	2	0	0	0	0	0
15	F	KONG Minghui +A	2	3	2	5	2	+11
16	F	LYU Yue	2	0	0	0	0	0
17	D	LIU Siyang	2	0	0	0	0	0
18	D	WEN Lu	2	0	0	0	6	+2
19	GK	WANG Yuqing	2	0	0	0	0	
20	GK	YANG Jiaqi	0	0	0	0	0	
21	D	WANG Lu	0	0	0	0	0	0
22	F	JU Jingwen	2	0	0	0	0	0

Head Coach: WANG Fuquan

Team: JPN

No	Name	GP	MIP	GA	SVS	SOG	SVS%	GAA
1	FUJIMOTO Nana	2	80:00	1	18	19	94.74	0.75
20	KOMURA Yuuri	1	00:00	0	0	0	0.00	0.00
25	YOSHIDA Amika	1	40:00	0	4	4	100.00	0.00


Team: JPN (white)

No	Pos	Name	GP	G	A	PTS	PIM	+/-
1	GK	FUJIMOTO Nana	2	0	0	0	0	
2	D	KOIKE Shiori	2	1	0	1	0	+3
3	D	FUJIMOTO Nachi +A	2	0	1	1	0	+4
4	D	TOKO Ayaka	2	1	1	2	0	+3
5	D	YOSHIDA Miyuka	2	0	1	1	0	+4
6	D	SUZUKI Sena +A	2	2	0	2	0	+2
7	D	HORI Mika	2	1	0	1	0	+2
10	F	YONEYAMA Haruna	2	1	6	7	4	+5
11	F	MORII Mai	2	0	2	2	2	+1
12	F	OSAWA Chiho +C	2	1	2	3	0	+3
13	F	FUJIMOTO Moeko	2	2	1	3	0	+2
14	F	YUYAMA Seika	0	0	0	0	0	0
15	F	TOUMA Miyou	2	0	0	0	0	+1
16	F	NOTOYA Yui	2	1	0	1	0	+1
17	F	OTA Yukina	2	1	0	1	4	+3
18	F	MORITAKE Runa	2	2	0	2	0	+3
19	F	OHASHI Asami	2	0	1	1	4	+3
20	GK	KOMURA Yuuri	1	0	0	0	0	
21	F	IWASAKI Mayu	2	1	0	1	2	+1
22	F	SUGISAWA Nene	2	0	1	1	0	+1
23	F	SAKAMOTO Rio	2	1	3	4	0	+3
25	GK	YOSHIDA Amika	1	0	0	0	0	

Head Coach: KASAHARA Yujiro

LEGEND

A Assists	D Defence	F Forward	G Goals
GA Goals against	GAA Goals against as average per 60 minutes	GK Goalkeeper	GP Games played
MIP Minutes and seconds played	No Jersey number	PIM Penalties in minutes	Pos Position
PTS Points	SOG Shots on goal	SVS Saves	SVS% Saves in percentage
+/- Plus/minus net	+A Assistant captain	+C Captain	

Timing and Results provided by  TISSOT



Line-Ups

CHN - JPN

Referee(s)

FUCHSEL Maria Raabye (DEN)

Goalkeepers

Team: CHN

No	Name
----	------

19	WANG Yuqing
1	LIU Yuchan

Team Line-ups

Team: CHN (red)

No	Pos	Name
----	-----	------

6	D	LIU Zhixin
8	D	DENG Di
2	F	FANG Xin
7	F	ZHANG Mengying +A
15	F	KONG Minghui +A
11	D	ZHAO Qinan
18	D	WEN Lu
4	F	ZHANG Chi
10	F	HE Xin
12	F	LU Shuang
9	D	XIAO Jinqiu +C
17	D	LIU Siyang
13	F	DU Jiayao
16	F	LYU Yue
22	F	JU Jingwen
5	F	GUAN Yingying
14	F	FU Kexin

Head Coach: WANG Fuquan

NOT DRESSED:

20	GK	YANG Jiaqi
21	D	WANG Lu

Linesmen

ANGERER Bettina (AUT) , PAGON Natasa (SLO)

Team: JPN

No	Name
----	------

1	FUJIMOTO Nana
20	KOMURA Yuuri

Team: JPN (white)

No	Pos	Name
----	-----	------

2	D	KOIKE Shiori
4	D	TOKO Ayaka
10	F	YONEYAMA Haruna
12	F	OSAWA Chiho +C
13	F	FUJIMOTO Moeko
6	D	SUZUKI Sena +A
7	D	HORI Mika
18	F	MORITAKE Runa
19	F	OHASHI Asami
23	F	SAKAMOTO Rio
3	D	FUJIMOTO Nachi +A
5	D	YOSHIDA Miyuka
11	F	MORII Mai
17	F	OTA Yukina
21	F	IWASAKI Mayu
15	F	TOUMA Miyou
16	F	NOTOYA Yui
22	F	SUGISAWA Nene


Head Coach: KASAHARA Yujiro

NOT DRESSED:

14	F	YUYAMA Seika
25	GK	YOSHIDA Amika

LEGEND

D	Defence	F	Forward	No	Jersey number	Pos	Position
+A	Assistant captain	+C	Captain				

Timing and Results provided by 



Graphical Line-Ups

CHN - JPN

Referee(s)

FUCHSEL Maria Raabye (DEN)

Linesmen

ANGERER Bettina (AUT) , PAGON Natasa (SLO)

Team: CHN - China P.R. (red)

Head Coach: WANG Fuquan

S1 19 WANG Yuqing			
1 LIU Yuchan			
S3 8 DENG Di	S2 6 LIU Zhixin		
S6 15 KONG Minghui +A	S4 2 FANG Xin	S5 7 ZHANG Mengying +A	
11 ZHAO Qinan		18 WEN Lu	
10 HE Xin	12 LU Shuang	4 ZHANG Chi	
17 LIU Siyang		9 XIAO Jinqiu +C	
22 JU Jingwen	16 LYU Yue	13 DU Jiayao	
14 FU Kexin	5 GUAN Yingying		

Team: JPN - Japan (white)

Head Coach: KASAHARA Yujiro

S1 1 FUJIMOTO Nana			
20 KOMURA Yuuri			
S2 2 KOIKE Shiori	S3 4 TOKO Ayaka		
S6 13 FUJIMOTO Moeko	S4 10 YONEYAMA Haruna	S5 12 OSAWA Chiho +C	
6 SUZUKI Sena +A		7 HORI Mika	
19 OHASHI Asami	23 SAKAMOTO Rio	18 MORITAKE Runa	
5 YOSHIDA Miyuka		3 FUJIMOTO Nachi +A	
17 OTA Yukina	21 IWASAKI Mayu	11 MORII Mai	
15 TOUMA Miyou	16 NOTOYA Yui	22 SUGISAWA Nene	

LEGEND

Sn Starting position

+A Assistant captain

+C Captain

Timing and Results provided by **TISSOT**



Game Summary

CHN - JPN 0 - 1 (0 - 0, 0 - 0, 0 - 1)

Spectators	Referee(s)	Linesmen
350	FUCHSEL Maria Raabye (DEN)	ANGERER Bettina (AUT) , PAGON Natasa (SLO)

Team Statistics

Period	Score	SVS	SOG	PIM	TPP	PPG	SHG
1	0 : 0	18 : 4	4 : 18	6 : 2	00:16 : 04:16	0 : 0	0 : 0
2	0 : 0	20 : 4	4 : 20	2 : 2	02:00 : 02:00	0 : 0	0 : 0
3	0 : 1	17 : 6	6 : 18	8 : 0	00:00 : 06:18	0 : 1	0 : 0
Total	0 : 1	55 : 14	14 : 56	16 : 4	02:16 : 12:34	0 : 1	0 : 0

1st Period

Action	Time	ET/Res	Team	Type	No	Name	(G)	Name of Assistant(s) / Action Description
GK	00:00		CHN		19	WANG Y		- Goalkeeper in
GK	00:00		JPN		1	FUJIMOTO N		- Goalkeeper in
Penalty	03:30	05:30	CHN	2 min.	11	ZHAO Q		- Holding an opponent
Penalty	14:36	16:36	CHN	2 min.	7	ZHANG M		- Tripping
Penalty	14:55	16:55	JPN	2 min.	18	MORITAKE R		- Hooking
Penalty	16:52	18:52	CHN	2 min.	2	FANG X		- Illegal Hit

2nd Period

Action	Time	ET/Res	Team	Type	No	Name	(G)	Name of Assistant(s) / Action Description
Penalty	20:27	22:27	JPN	2 min.	12	OSAWA C		- Hooking
Penalty	32:56	34:56	CHN	2 min.	12	lu s		- Roughing

3rd Period

Action	Time	ET/Res	Team	Type	No	Name	(G)	Name of Assistant(s) / Action Description
Penalty	40:47	42:47	CHN	2 min.	11	ZHAO Q		- Holding the Stick
Penalty	46:05	47:40	CHN	2 min.	18	WEN L		- Hooking
Penalty	46:23	48:23	CHN	2 min.	6	LIU Z		- Interference
Goal	47:40	0 : 1	JPN	PP2	11	MORII M	(1)	6 SUZUKI S On Ice CHN 19 7 8 15 JPN 1 6 7 11 18 23 *
Penalty	54:12	56:12	CHN	2 min.	7	ZHANG M		- Hooking
Time-out	57:52		CHN					
GK	59:45		CHN					19 WANG Y - Goalkeeper out
GK	60:00		JPN					1 FUJIMOTO N - Goalkeeper out

Goalkeeper Records

Team : CHN - China P.R.

No	Name	SOG	SVS	MIP
19	WANG Yuqing	56	55	59:45
1	LIU Yuchan			

Team : JPN - Japan

No	Name	SOG	SVS	MIP
1	FUJIMOTO Nana	14	14	60:00
20	KOMURA Yuuri			

Game Statistics

Team : CHN (red)

Head Coach : WANG Fuquan

No	Pos	Name	G	A	P	PIM	FO+	FO-	FO+/-	FO%	Shots on Goal					+/-
											1	2	3	OT	TS	
2	F	FANG Xin	0	0	0	2	13	10	3	56.52	1	0	1		2	0
6	D	LIU Zhixin	0	0	0	2	0	0	0	0.00	0	1	1		2	0
7	F	ZHANG Mengying +A	0	0	0	4	1	4	-3	20.00	0	0	3		3	0
8	D	DENG Di	0	0	0	0	0	0	0	0.00	0	0	1		1	0
15	F	KONG Minghui +A	0	0	0	0	1	5	-4	16.67	1	2	0		3	0
4	F	ZHANG Chi	0	0	0	0	0	0	0	0.00	0	0	0		0	0
10	F	HE Xin	0	0	0	0	1	6	-5	14.29	1	0	0		1	0
11	D	ZHAO Qinan	0	0	0	4	0	0	0	0.00	0	1	0		1	0
12	F	LU Shuang	0	0	0	2	4	9	-5	30.77	0	0	0		0	0
18	D	WEN Lu	0	0	0	2	0	0	0	0.00	1	0	0		1	0

Timing and Results provided by **TISSOT**



Head Coach : WANG Fuquan

No	Pos	Name	G	A	P	PIM	FO+	FO-	FO+/-	FO%	Shots on Goal					+/-
											1	2	3	OT	TS	
9	D	XIAO Jinjia +C	0	0	0	0	0	0	0	0.00	0	0	0		0	0
13	F	DU Jiayao	0	0	0	0	0	2	-2	0.00	0	0	0		0	0
16	F	LYU Yue	0	0	0	0	1	3	-2	25.00	0	0	0		0	0
17	D	LIU Siyang	0	0	0	0	0	0	0	0.00	0	0	0		0	0
22	F	JU Jingwen	0	0	0	0	0	0	0	0.00	0	0	0		0	0
5	F	GUAN Yingying	0	0	0	0	0	0	0	0.00	0	0	0		0	0
14	F	FU Kexin	0	0	0	0	0	0	0	0.00	0	0	0		0	0
1	GK	LIU Yuchan	0	0	0	0					0	0	0		0	
19	GK	WANG Yuqing	0	0	0	0					0	0	0		0	
Total			0	0	0	16	21	39	-18	35.00	4	4	6		14	

Team : JPN (white)

Head Coach : KASAHARA Yujiro

No	Pos	Name	G	A	P	PIM	FO+	FO-	FO+/-	FO%	Shots on Goal					+/-
											1	2	3	OT	TS	
2	D	KOIKE Shiori	0	0	0	0	0	0	0	0.00	0	1	2		3	0
4	D	TOKO Ayaka	0	0	0	0	0	0	0	0.00	2	0	2		4	0
10	F	YONEYAMA Haruna	0	0	0	0	18	9	9	66.67	3	1	3		7	0
12	F	OSAWA Chiho +C	0	0	0	2	1	0	1	100.00	2	4	2		8	0
13	F	FUJIMOTO Moeko	0	0	0	0	0	0	0	0.00	3	1	0		4	0
6	D	SUZUKI Sena +A	0	1	1	0	0	0	0	0.00	2	2	2		6	0
7	D	HORI Mika	0	0	0	0	0	0	0	0.00	0	1	0		1	0
18	F	MORITAKE Runa	0	0	0	2	0	0	0	0.00	1	2	0		3	0
19	F	OHASHI Asami	0	0	0	0	0	0	0	0.00	0	1	0		1	0
23	F	SAKAMOTO Rio	0	0	0	0	13	3	10	81.25	1	1	4		6	0
3	D	FUJIMOTO Nachi +A	0	0	0	0	0	0	0	0.00	0	1	0		1	0
5	D	YOSHIDA Miyuka	0	0	0	0	0	0	0	0.00	0	0	0		0	0
11	F	MORII Mai	1	0	1	0	3	1	2	75.00	2	2	1		5	0
17	F	OTA Yukina	0	0	0	0	0	0	0	0.00	0	1	0		1	0
21	F	IWASAKI Mayu	0	0	0	0	3	6	-3	33.33	0	0	0		0	0
15	F	TOUMA Miyou	0	0	0	0	0	0	0	0.00	0	0	0		0	0
16	F	NOTOYA Yui	0	0	0	0	1	2	-1	33.33	2	0	0		2	0
22	F	SUGISAWA Nene	0	0	0	0	0	0	0	0.00	0	2	2		4	0
1	GK	FUJIMOTO Nana	0	0	0	0					0	0	0		0	
20	GK	KOMURA Yuuri	0	0	0	0					0	0	0		0	
Total			1	1	2	4	39	21	18	65.00	18	20	18		56	

Group A

R	Team	GP	W	OTW	OTL	L	GDF	GF:GA	PTS
1	JPN	3	3	0	0	0	+15	16 : 1	9
2	CHN	3	2	0	0	1	+12	14 : 2	6
3	USA	2	0	0	0	2	-4	2 : 6	0
4	ESP	2	0	0	0	2	-23	0 : 23	0

	CHN	ESP	JPN	USA
CHN	*****	12:0	0:1	2:1
ESP	0:12	*****	0:11	MON 09 FEB 20:30
JPN	1:0	11:0	*****	4:1
USA	1:2	MON 09 FEB 20:30	1:4	*****

LEGEND

(G) Goals in tournament	* does not count for Plus/minus	+/- Plus/minus net	+A Assistant captain
+C Captain	A Assists	D Defence	ET/Res Penalty end time/Result of game
F Forward	FO- Face-offs lost	FO% Face-offs won as percentage	FO+ Face-offs won
FO+/- Face-offs net	G Goals	GA Goals against	GDF Goal difference
GF Goals for	GK Goalkeeper	GP Games played	L Losses
MIP Minutes in play (GK)	No Jersey number	OT Overtime	OTL Overtime losses
OTW Overtime wins	P Points	PIM Penalties in minutes	Pos Position
PP2 Power play - 2 players	PPG Power play goals	PTS Points	R Rank
SHG Shorthanded goals	SOG Shots on goal	SVS Saves	TPP Time on power play
TS Total shots	W Wins		

Timing and Results provided by **TISSOT**



Shot Chart

CHN - JPN

Shots by CHN

Goals (o): 0 SSG (+): 4
SSP (-): 3 SPG (-): 1



GK 1 of JPN

Shots by JPN

Goals (o): 0 SSG (+): 20
SSP (-): 4 SPG (-): 9



GK 19 of CHN

Shots by CHN

Goals (o): 0 SSG (+): 6
SSP (-): 1 SPG (-): 2



GK 1 of JPN

Shots by JPN

Goals (o): 0 SSG (+): 18
SSP (-): 7 SPG (-): 13



GK 19 of CHN

Shots by CHN

Goals (o): 0 SSG (+): 4
SSP (-): 3 SPG (-): 1



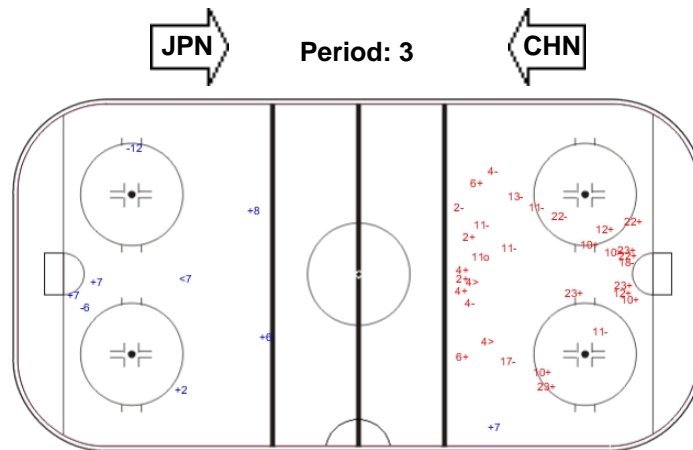
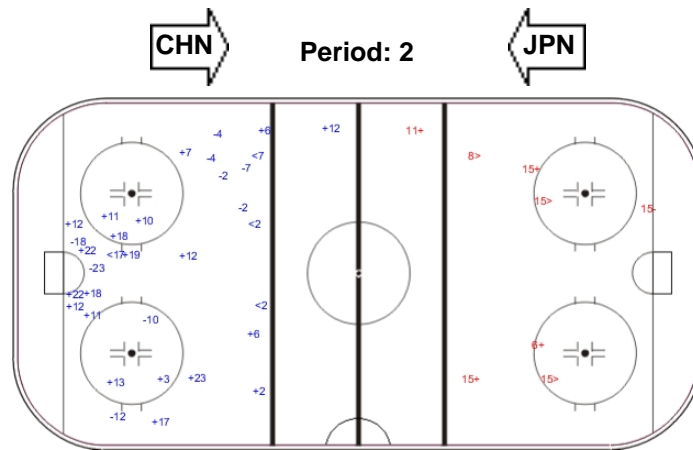
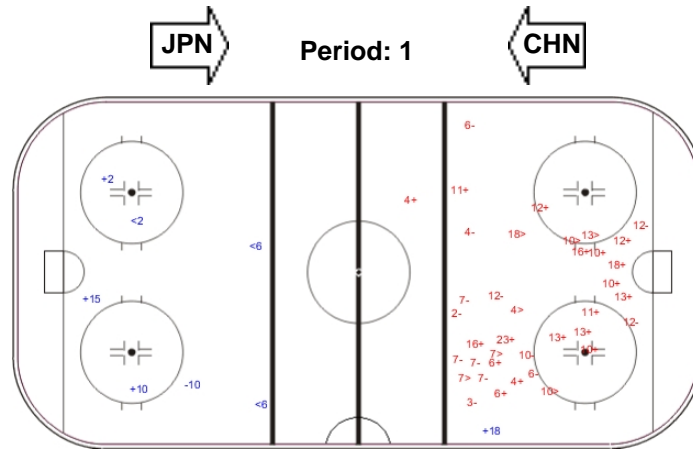
GK 1 of JPN

Shots by JPN

Goals (o): 1 SSG (+): 17
SSP (-): 3 SPG (-): 11



GK 19 of CHN



LEGEND

GK Goalkeeper **SPG** Shots past goal **SSG** Shots saved by goalkeeper **SSP** Shots saved by player

Timing and Results provided by **TISSOT**



Face-off Chart

CHN - JPN

PERIOD 1

	CHN		JPN		CHN		JPN				
	Def. zone	Att. zone	Neutral zone		Att. zone	Def. zone					
	+ 2	- 10	- 2	+ 10	- 2	+ 12					
	- 12	+ 23	+ 12	- 21	- 10	+ 23					
	- 12	+ 10	+ 2	- 10	- 2	+ 10					
	- 15	+ 10			- 2	+ 10					
	- 12	+ 23			- 2	+ 11					
	+ 2	- 11									
	+ 2	- 16									
	+ 2	- 23									
	- 10	+ 23									
	- 15	+ 11									
	- 7	+ 10									
	+ 7	- 10									
Total wins / period	5 / 42%	7 / 58%	2 / 67%	1 / 33%	0 / 0%	5 / 100%			Total wins all zones		
								CHN	JPN		
								7 / 35%	13 / 65%		

PERIOD 2

	CHN		JPN		CHN		JPN				
	Def. zone	Att. zone	Neutral zone		Att. zone	Def. zone					
	- 12	+ 23	+ 2	- 10	+ 2	- 21					
	+ 2	- 16	+ 15	- 10	- 12	+ 21					
	- 15	+ 10			+ 2	- 23					
	- 10	+ 23			- 2	+ 21					
	- 7	+ 23			+ 10	- 10					
	+ 2	- 21			+ 12	- 10					
	+ 12	- 21									
Total wins / period	3 / 43%	4 / 57%	2 / 100%	0 / 0%	4 / 67%	2 / 33%			Total wins all zones		
								CHN	JPN		
								9 / 60%	6 / 40%		

PERIOD 3

	CHN		JPN		CHN		JPN				
	Def. zone	Att. zone	Neutral zone		Att. zone	Def. zone					
	- 10	+ 10	+ 2	- 10	- 12	+ 23					
	- 7	+ 23	- 2	+ 23	- 10	+ 10					
	- 12	+ 21	- 2	+ 10	- 16	+ 11					
	- 7	+ 10	+ 12	- 21	- 16	+ 16					
	- 10	+ 10	+ 16	- 21	- 2	+ 10					
	+ 2	- 10	- 16	+ 10							
	- 12	+ 10	+ 2	- 23							
	- 15	+ 10									
	- 15	+ 10									
	- 13	+ 23									
	- 13	+ 23									
	- 12	+ 23									
	- 2	+ 10									
Total wins / period	1 / 8%	12 / 92%	4 / 57%	3 / 43%	0 / 0%	5 / 100%			Total wins all zones		
								CHN	JPN		
								5 / 20%	20 / 80%		



TOTAL

Total wins / game	CHN	JPN	CHN	JPN	CHN	JPN	Total wins all zones	
	Def. zone	Att. zone	Neutral zone		Att. zone	Def. zone	CHN	JPN
	9 / 28%	23 / 72%	8 / 67%	4 / 33%	4 / 25%	12 / 75%	21 / 35%	39 / 65%



HEAD TO HEAD

		JPN										
No.	10	11	12	16	21	23	Tot	wins CHN	Dz	Nz	Az	
CHN	2	5 - 6	1 - 1	0 - 1	2 - 0	2 - 1	3 - 1	23	13 57%	7 88%	4 57%	2 25%
	7	1 - 2					0 - 2	5	1 20%	1 20%		
	10	1 - 3					0 - 3	7	1 14%	0 0%		1 33%
	12	1 - 2				3 - 2	0 - 5	13	4 31%	1 13%	2 100%	1 33%
	13						0 - 2	2	0 0%	0 0%		
	15	1 - 4	0 - 1					6	1 17%	0 0%	1 100%	
	16	0 - 1	0 - 1		0 - 1	1 - 0		4	1 25%		1 50%	0 0%
Tot	27	4	1	3	9	16	60	21 35%	9 28%	8 67%	4 25%	
wins JPN	18 67%	3 75%	1 100%	1 33%	3 33%	13 81%	39 65%					
Dz	4 67%	2 100%	1 100%	1 100%	2 67%	2 67%	12 75%					
Nz	3 43%				0 0%	1 50%	4 33%					
Az	11 79%	1 50%		0 0%	1 33%	10 91%	23 72%					

LEGEND

Az Attacking zone **Dz** Defending zone **Nz** Neutral zone **Tot** Total face-offs played

Timing and Results provided by **TISSOT**



Game Roster

ESP - USA

Referee(s)

FINDUROVA Zuzana (SVK)

Linesmen

DINANT Marine (BEL) , SAUER Caroline (GER)

Goalkeepers

Team: ESP

No	Name	GP	MIP	GA	SVS	SOG	SVS%	GAA
1	ALVARADO Carlota	2	106:37	21	122	143	85.31	11.82
20	TEDONE Oihane	2	13:23	2	10	12	83.33	8.97

Team Roster

Team: ESP (black)

No	Pos	Name	GP	G	A	PTS	PIM	+/-
1	GK	ALVARADO Carlota	2	0	0	0	0	
2	D	GARCIA-LORENZANA Isabel	2	0	0	0	0	-1
3	D	FABO Mireya	2	0	0	0	0	0
4	D	SAINZ Luna +A	2	0	0	0	0	-7
5	D	ORTIZ Gemma	2	0	0	0	0	-7
6	F	GARCIA Patricia	2	0	0	0	0	-6
7	F	REBOLLEDO Laura	2	0	0	0	0	-5
8	F	ESTIRADO Patricia	2	0	0	0	0	0
10	F	de la POMPA Claudia	2	0	0	0	4	-6
11	D	CASTILLEJO Ana	2	0	0	0	0	-12
12	D	ALVAREZ Raquel	2	0	0	0	0	-4
13	D	RAVENTOS Jana	2	0	0	0	0	-4
14	D	ABRISQUETA Leticia	2	0	0	0	4	-8
15	F	SENAC Irene	2	0	0	0	0	-6
16	D	ALMENDRO Ines	2	0	0	0	0	-5
18	D	ABRISQUETA Vanesa +C	2	0	0	0	2	-8
20	GK	TEDONE Oihane	2	0	0	0	0	
21	D	RIVERA Carmen	1	0	0	0	0	0
22	D	GRANDE Tamara	2	0	0	0	2	-5
23	F	CALERO Alba +A	2	0	0	0	0	-9
24	D	ALVAREZ Elena	2	0	0	0	4	-7

Head Coach: GORDOVIL BARTOLL Carlos

Team: USA

No	Name	GP	MIP	GA	SVS	SOG	SVS%	GAA
1	BARLOW Maria	2	60:00	2	22	24	91.67	2.00
30	NOSANOV Caitlin	2	60:00	4	43	47	91.49	4.00


Team: USA (white)

No	Pos	Name	GP	G	A	PTS	PIM	+/-
1	GK	BARLOW Maria	2	0	0	0	0	
2	D	HARRINGTON Paige +A	2	0	0	0	4	0
3	D	BORTOLUSSI Victoria	2	0	0	0	0	0
4	D	ROBISON Corey	2	0	0	0	0	-2
5	D	McGRATH Morgan	2	0	0	0	0	-2
6	D	THOMAS Whitney	2	0	1	1	0	+1
7	D	ANTOS Amanda	2	0	0	0	4	0
8	D	LABOSSIERE Caleigh	2	0	0	0	2	0
9	D	SMIDDY Madison	2	0	0	0	0	+1
10	F	BOOTH Rachael	2	0	0	0	0	-1
11	F	KORZON Monica +C	2	0	0	0	0	-1
12	F	CHALIFOUX Eleanor	2	0	0	0	0	0
14	F	ABROMSON Amanda	2	0	1	1	0	0
15	F	FORD Emily	2	0	1	1	2	0
16	F	WILLIAMS Hayley +A	2	0	0	0	2	-1
17	F	MOONEY Kaley	2	0	0	0	4	0
18	F	O NEIL Molly	2	1	0	1	4	0
19	F	MYERS Kendra	2	1	0	1	2	0
22	F	LEVESQUE Kristen	2	0	0	0	0	0
23	F	CATLOW Cassandra	2	0	0	0	0	0
25	F	AUGUSTINE Katelyn	2	0	0	0	0	0
30	GK	NOSANOV Caitlin	2	0	0	0	0	

Head Coach: WRIGHT Kristen

LEGEND

A Assists	D Defence	F Forward	G Goals
GA Goals against	GAA Goals against as average per 60 minutes	GK Goalkeeper	GP Games played
MIP Minutes and seconds played	No Jersey number	PIM Penalties in minutes	Pos Position
PTS Points	SOG Shots on goal	SVS Saves	SVS% Saves in percentage
+/- Plus/minus net	+A Assistant captain	+C Captain	

Timing and Results provided by  TISSOT



Line-Ups

ESP - USA

Referee(s)

FINDUROVA Zuzana (SVK)

Linesmen

DINANT Marine (BEL) , SAUER Caroline (GER)

Goalkeepers

Team: ESP

No Name

20 TEDONE Oihane
1 ALVARADO Carlota

Team: USA

No Name

1 BARLOW Maria
30 NOSANOV Caitlin

Team Line-ups

Team: ESP (black)

No Pos Name

5 D ORTIZ Gemma
11 D CASTILLEJO Ana
14 D ABRISQUETA Leticia
18 D ABRISQUETA Vanesa +C
23 F CALERO Alba +A

4 D SAINZ Luna +A
24 D ALVAREZ Elena
6 F GARCIA Patricia
10 F de la POMPA Claudia
15 F SENAC Irene

12 D ALVAREZ Raquel
13 D RAVENTOS Jana
16 D ALMENDRO Ines
22 D GRANDE Tamara
7 F REBOLLEDO Laura

2 D GARCIA-LORENZANA Isabel
3 D FABO Mireya
8 F ESTIRADO Patricia

No Pos Name

2 D HARRINGTON Paige +A
7 D ANTOS Amanda
14 F ABROMSON Amanda
19 F MYERS Kendra
23 F CATLOW Cassandra

3 D BORTOLUSSI Victoria
8 D LABOSSIERE Caleigh
10 F BOOTH Rachael
12 F CHALIFOUX Eleanor
16 F WILLIAMS Hayley +A

4 D ROBISON Corey
9 D SMIDDY Madison
11 F KORZON Monica +C
17 F MOONEY Kaley
25 F AUGUSTINE Katelyn

5 D McGRATH Morgan
6 D THOMAS Whitney
15 F FORD Emily
18 F O NEIL Molly
22 F LEVESQUE Kristen

Team: USA (white)

Head Coach: GORDOVIL BARTOLL Carlos

Head Coach: WRIGHT Kristen

NOT DRESSED:

21 D RIVERA Carmen

LEGEND

D	Defence	F	Forward	No	Jersey number	Pos	Position
+A	Assistant captain	+C	Captain				

Timing and Results provided by **TISSOT**



Graphical Line-Ups

ESP - USA

Referee(s)

FINDUROVA Zuzana (SVK)

Linesmen

DINANT Marine (BEL) , SAUER Caroline (GER)

Team: ESP - Spain (black)

Head Coach: GORDOVIL BARTOLL Carlos

S1 20 TEDONE Oihane		
1 ALVARADO Carlota		
S3 18 ABRISQUETA Vanesa +C	S2 5 ORTIZ Gemma	
S5 14 ABRISQUETA Leticia	S4 11 CASTILLEJO Ana	S6 23 CALERO Alba +A
24 ALVAREZ Elena		4 SAINZ Luna +A
15 SENAC Irene	10 de la POMPA Claudia	6 GARCIA Patricia
12 ALVAREZ Raquel		22 GRANDE Tamara
7 REBOLLEDO Laura	13 RAVENTOS Jana	16 ALMENDRO Ines
8 ESTIRADO Patricia		
3 FABO Mireya		2 GARCIA-LORENZANA Isabel

Team: USA - United States of America (white)

Head Coach: WRIGHT Kristen

S1 1 BARLOW Maria		
30 NOSANOV Caitlin		
S2 2 HARRINGTON Paige +A	S3 7 ANTOS Amanda	
S4 14 ABROMSON Amanda	S6 23 CATLOW Cassandra	S5 19 MYERS Kendra
3 BORTOLUSSI Victoria		8 LABOSSIERE Caleigh
16 WILLIAMS Hayley +A	10 BOOTH Rachael	12 CHALIFOUX Eleanor
9 SMIDDY Madison		4 ROBISON Corey
17 MOONEY Kaley	25 AUGUSTINE Katelyn	11 KORZON Monica +C
6 THOMAS Whitney		5 McGRATH Morgan
22 LEVESQUE Kristen	15 FORD Emily	18 O NEIL Molly

LEGEND

Sn Starting position

+A Assistant captain

+C Captain

Timing and Results provided by **TISSOT**



Game Summary

ESP - USA 1 - 9 (0 - 5 , 1 - 4 , 0 - 0)

Spectators	Referee(s)	Linesmen
350	FINDUROVA Zuzana (SVK)	DINANT Marine (BEL) , SAUER Caroline (GER)

Team Statistics

Period	Score	SVS	SOG	PIM	TPP	PPG	SHG
1	0 : 5	18 : 0	0 : 23	4 : 2	02:00 : 02:04	0 : 2	0 : 0
2	1 : 4	12 : 0	1 : 16	8 : 6	03:13 : 03:05	0 : 1	0 : 1
3	0 : 0	10 : 1	1 : 10	4 : 0	00:00 : 05:19	0 : 0	0 : 0
Total	1 : 9	40 : 1	2 : 49	16 : 8	05:13 : 10:28	0 : 3	0 : 1

1st Period

Action	Time	ET/Res	Team	Type	No	Name	(G)	Name of Assistant(s) / Action Description
GK	00:00		ESP		20	TEDONE O		- Goalkeeper in
GK	00:00		USA		1	BARLOW M		- Goalkeeper in
Goal	01:58	0 : 1	USA	EQ	15	FORD E	(1)	18 O NEIL M On Ice ESP 20 5 11 14 18 23 USA 1 4 9 15 18 22
Penalty	02:31	04:31	USA	2 min.	18	O NEIL M		- Hooking
Penalty	06:15	06:58	ESP	2 min.	14	ABRISQUETA L		- Illegal Hit
Goal	06:58	0 : 2	USA	PP1	8	LABOSSIERE C	(1)	14 ABROMSON A On Ice ESP 20 5 11 18 23 USA 1 8 10 14 17 19 *
Penalty	08:42	10:03	ESP	2 min.	12	ALVAREZ R		- Tripping
Goal	10:03	0 : 3	USA	PP1	18	O NEIL M	(2)	15 FORD E 16 WILLIAMS H On Ice ESP 20 5 11 18 23 USA 1 9 15 16 18 25 *
Goal	11:48	0 : 4	USA	EQ	17	MOONEY K	(1)	2 HARRINGTON P 25 AUGUSTINE K On Ice ESP 20 7 12 13 16 22 USA 1 2 7 11 17 25
Time-out	11:48		ESP					
Goal	19:54	0 : 5	USA	EQ	18	O NEIL M	(3)	22 LEVESQUE K On Ice ESP 20 4 6 7 10 24 USA 1 8 11 15 18 22

2nd Period

Action	Time	ET/Res	Team	Type	No	Name	(G)	Name of Assistant(s) / Action Description
Goal	20:28	1 : 5	ESP	EQ	18	ABRISQUETA V	(1)	14 ABRISQUETA L On Ice ESP 20 5 11 14 18 23 USA 1 2 7 14 19 23
Penalty	22:43	24:43	USA	2 min.	5	McGRATH M		- Tripping
Penalty	23:05	25:05	ESP	2 min.	23	CALERO A		- Tripping
Goal	23:55	1 : 6	USA	EQ	16	WILLIAMS H	(1)	14 ABROMSON A 9 SMIDDY M On Ice ESP 20 5 11 14 18 USA 1 4 9 14 16
Penalty	28:19	30:19	USA	2 min.	12	CHALIFOUX E		- Illegal Hit
Goal	29:15	1 : 7	USA	SH1	17	MOONEY K	(2)	2 HARRINGTON P On Ice ESP 20 2 4 11 23 24 USA 1 3 7 17 23
Penalty	29:51	31:51	ESP	2 min.	18	ABRISQUETA V		- Tripping
Penalty	32:32	33:43	ESP	2 min.	14	ABRISQUETA L		- Interference
Goal	33:43	1 : 8	USA	PP1	17	MOONEY K	(3)	25 AUGUSTINE K On Ice ESP 20 4 6 15 24 USA 1 3 8 11 17 25 *
Goal	36:56	1 : 9	USA	EQ	9	SMIDDY M	(1)	16 WILLIAMS H 2 HARRINGTON P On Ice ESP 20 5 7 13 16 18 USA 1 2 9 10 16 19
Penalty	38:26	40:26	USA	2 min.	17	MOONEY K		- Hooking
Penalty	39:45	41:45	ESP	2 min.	11	CASTILLEJO A		- Slashing

3rd Period

Action	Time	ET/Res	Team	Type	No	Name	(G)	Name of Assistant(s) / Action Description
GK	40:00		ESP		1	ALVARADO C		- Goalkeeper in
Penalty	44:11	46:11	ESP	2 min.	15	SENAC I		- Hooking
Penalty	55:08	57:08	ESP	2 min.	16	ALMENDRO I		- Hooking
GK	60:00		ESP					1 ALVARADO C - Goalkeeper out
GK	60:00		USA					1 BARLOW M - Goalkeeper out



Goalkeeper Records

Team : ESP - Spain

Team : USA - United States of America

No	Name	SOG	SVS	MIP
20	TEDONE Oihane	39	30	40:00
1	ALVARADO Carlota	10	10	20:00

No	Name	SOG	SVS	MIP
1	BARLOW Maria	2	1	60:00
30	NOSANOV Caitlin			

Game Statistics

Team : ESP (black)


Head Coach : GORDOVIL BARTOLL Carlos

No	Pos	Name	G	A	P	PIM	FO+	FO-	FO+/-	FO%	Shots on Goal					+/-
											1	2	3	OT	TS	
5	D	ORTIZ Gemma	0	0	0	0	0	0	0	0.00	0	0	0	0	0	-2
11	D	CASTILLEJO Ana	0	0	0	2	7	10	-3	41.18	0	0	0	0	0	-2
14	D	ABRISQUETA Leticia	0	1	1	4	1	0	1	100.00	0	0	0	0	0	-1
18	D	ABRISQUETA Vanesa +C	1	0	1	2	0	0	0	0.00	0	1	1	2	2	-2
23	F	CALERO Alba +A	0	0	0	2	0	1	-1	0.00	0	0	0	0	0	-1
4	D	SAINZ Luna +A	0	0	0	0	0	0	0	0.00	0	0	0	0	0	-2
6	F	GARCIA Patricia	0	0	0	0	3	9	-6	25.00	0	0	0	0	0	-1
10	F	de la POMPA Claudia	0	0	0	0	3	6	-3	33.33	0	0	0	0	0	-1
15	F	SENAC Irene	0	0	0	2	0	0	0	0.00	0	0	0	0	0	0
24	D	ALVAREZ Elena	0	0	0	0	0	0	0	0.00	0	0	0	0	0	-2
7	F	REBOLLEDO Laura	0	0	0	0	0	0	0	0.00	0	0	0	0	0	-3
12	D	ALVAREZ Raquel	0	0	0	2	0	0	0	0.00	0	0	0	0	0	-1
13	D	RAVENTOS Jana	0	0	0	0	2	16	-14	11.11	0	0	0	0	0	-2
16	D	ALMENDRO Ines	0	0	0	2	0	0	0	0.00	0	0	0	0	0	-2
22	D	GRANDE Tamara	0	0	0	0	0	0	0	0.00	0	0	0	0	0	-1
2	D	GARCIA-LORENZANA Isabel	0	0	0	0	0	0	0	0.00	0	0	0	0	0	-1
3	D	FABO Mireya	0	0	0	0	0	0	0	0.00	0	0	0	0	0	0
8	F	ESTIRADO Patricia	0	0	0	0	0	0	0	0.00	0	0	0	0	0	0
1	GK	ALVARADO Carlota	0	0	0	0	0	0	0	0.00	0	0	0	0	0	0
20	GK	TEDONE Oihane	0	0	0	0	0	0	0	0.00	0	0	0	0	0	0
Total			1	1	2	16	16	42	-26	27.59	0	1	1	2		

Team : USA (white)

Head Coach : WRIGHT Kristen

No	Pos	Name	G	A	P	PIM	FO+	FO-	FO+/-	FO%	Shots on Goal					+/-
											1	2	3	OT	TS	
2	D	HARRINGTON Paige +A	0	3	3	0	0	0	0	0.00	0	1	0	0	1	+1
7	D	ANTOS Amanda	0	0	0	0	0	0	0	0.00	0	2	0	0	2	+1
14	F	ABROMSON Amanda	0	2	2	0	1	0	1	100.00	3	1	0	0	4	0
19	F	MYERS Kendra	0	0	0	0	13	4	9	76.47	1	0	0	0	1	0
23	F	CATLOW Cassandra	0	0	0	0	2	2	0	50.00	2	0	1	0	3	0
3	D	BORTOLUSSI Victoria	0	0	0	0	0	0	0	0.00	0	0	0	0	0	+1
8	D	LABOSSIERE Caleigh	1	0	1	0	0	0	0	0.00	2	0	0	0	2	+1
10	F	BOOTH Rachael	0	0	0	0	0	0	0	0.00	0	0	3	0	3	+1
12	F	CHALIFOUX Eleanor	0	0	0	2	0	0	0	0.00	0	0	0	0	0	0
16	F	WILLIAMS Hayley +A	1	2	3	0	6	3	3	66.67	2	1	2	0	5	+2
4	D	ROBISON Corey	0	0	0	0	0	0	0	0.00	0	1	0	0	1	+2
9	D	SMIDDY Madison	1	1	2	0	0	0	0	0.00	1	2	1	0	4	+3
11	F	KORZON Monica +C	0	0	0	0	2	1	1	66.67	0	0	1	0	1	+2
17	F	MOONEY Kaley	3	0	3	2	0	0	0	0.00	2	3	0	0	5	+2
25	F	AUGUSTINE Katelyn	0	2	2	0	5	2	3	71.43	0	0	1	0	1	+1
5	D	McGRATH Morgan	0	0	0	2	0	0	0	0.00	0	0	0	0	0	0
6	D	THOMAS Whitney	0	0	0	0	0	0	0	0.00	0	0	1	0	1	0
15	F	FORD Emily	1	1	2	0	12	4	8	75.00	5	2	0	0	7	+2
18	F	O NEIL Molly	2	1	3	2	0	0	0	0.00	4	1	0	0	5	+2
22	F	LEVESQUE Kristen	0	1	1	0	1	0	1	100.00	1	2	0	0	3	+2
1	GK	BARLOW Maria	0	0	0	0	0	0	0	0.00	0	0	0	0	0	0
30	GK	NOSANOV Caitlin	0	0	0	0	0	0	0	0.00	0	0	0	0	0	0
Total			9	13	22	8	42	16	26	72.41	23	16	10	49		

Timing and Results provided by  TISSOT



Group A

R	Team	GP	W	OTW	OTL	L	GDF	GF : GA	PTS
1	JPN	3	3	0	0	0	+15	16 : 1	9
2	CHN	3	2	0	0	1	+12	14 : 2	6
3	USA	3	1	0	0	2	+4	11 : 7	3
4	ESP	3	0	0	0	3	-31	1 : 32	0

	CHN	ESP	JPN	USA
CHN	*****	12:0	0:1	2:1
ESP	0:12	*****	0:11	1:9
JPN	1:0	11:0	*****	4:1
USA	1:2	9:1	1:4	*****

LEGEND

(G) Goals in tournament	*	does not count for Plus/minus	+/- Plus/minus net	+A Assistant captain
+C Captain	A	Assists	D Defence	EQ Equal strength
ET/Res Penalty end time/Result of game	F	Forward	FO- Face-offs lost	FO% Face-offs won as percentage
FO+ Face-offs won	FO+/-	Face-offs net	G Goals	GA Goals against
GDF Goal difference	GF	Goals for	GK Goalkeeper	GP Games played
L Losses	MIP	Minutes in play (GK)	No Jersey number	OT Overtime
OTL Overtime losses	OTW	Overtime wins	P Points	PIM Penalties in minutes
Pos Position	PP1	Power play - 1 player	PPG Power play goals	PTS Points
R Rank	SH1	Shorthanded - 1 player	SHG Shorthanded goals	SOG Shots on goal
SVS Saves	TPP	Time on power play	TS Total shots	W Wins



Shot Chart

ESP - USA

Shots by ESP

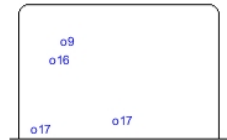
Goals (o): 0 SSG (+): 0
SSP (-): 0 SPG (-): 0



GK 1 of USA

Shots by USA

Goals (o): 4 SSG (+): 12
SSP (-): 9 SPG (-): 8



GK 20 of ESP

Shots by ESP

Goals (o): 0 SSG (+): 1
SSP (-): 0 SPG (-): 0



GK 1 of USA

LEGEND

GK Goalkeeper **SPG** Shots past goal **SSG** Shots saved by goalkeeper **SSP** Shots saved by player



Face-off Chart

ESP - USA

PERIOD 1

	ESP		USA		ESP		USA			
	Def. zone	Att. zone	Neutral zone		Att. zone	Def. zone				
	+ 11	- 16	- 11	+ 19	- 10	+ 23				
	- 11	+ 14	- 10	+ 16	- 13	+ 19				
	- 13	+ 19	+ 11	- 15						
	- 13	+ 19	- 10	+ 19						
	- 23	+ 16	+ 10	- 15						
	- 10	+ 15	- 10	+ 15						
	- 13	+ 19	+ 10	- 19						
	- 11	+ 16	+ 11	- 16						
	- 10	+ 25	+ 13	- 19						
	- 13	+ 15	- 13	+ 15						
Total wins / period	1 / 10%	9 / 90%	5 / 50%	5 / 50%	0 / 0%	2 / 100%			Total wins all zones	
										ESP USA
										6 / 27% 16 / 73%

PERIOD 2

	ESP		USA		ESP		USA			
	Def. zone	Att. zone	Neutral zone		Att. zone	Def. zone				
	- 13	+ 25	+ 11	- 19	+ 11	- 23				
	- 11	+ 16	+ 10	- 16	- 6	+ 11				
	+ 6	- 15	+ 6	- 11	- 11	+ 16				
	- 13	+ 15	+ 11	- 23						
	- 13	+ 19	- 6	+ 16						
	- 11	+ 19	- 6	+ 25						
	+ 13	- 25	- 11	+ 15						
	- 11	+ 15	- 13	+ 19						
	- 13	+ 19	- 6	+ 25						
	- 6	+ 25								
	- 11	+ 15								
	- 6	+ 22								
Total wins / period	2 / 17%	10 / 83%	4 / 44%	5 / 56%	1 / 33%	2 / 67%			Total wins all zones	
										ESP USA
										7 / 29% 17 / 71%

PERIOD 3

	ESP		USA		ESP		USA			
	Def. zone	Att. zone	Neutral zone		Att. zone	Def. zone				
	- 11	+ 15	- 6	+ 19	- 6	+ 19				
	+ 14	- 19	- 13	+ 11						
	- 13	+ 15	+ 6	- 15						
	- 6	+ 23	- 13	+ 15						
	- 13	+ 15	- 13	+ 19						
			+ 11	- 25						
Total wins / period	1 / 20%	4 / 80%	2 / 33%	4 / 67%	0 / 0%	1 / 100%			Total wins all zones	
										ESP USA
										3 / 25% 9 / 75%

TOTAL



Preliminary round - Group A, Game 9

	ESP		USA		Neutral zone		ESP		USA		Total wins all zones	
	Def. zone	Att. zone			Att. zone	Def. zone			ESP	USA		
Total wins / game	4 / 15%	23 / 85%	11 / 44%	14 / 56%	1 / 17%	5 / 83%	16 / 28%	42 / 72%				



HEAD TO HEAD

		USA													
		No.	11	14	15	16	19	22	23	25	Tot	wins ESP	Dz	Nz	Az
ESP	6	1 - 1			2 - 0	0 - 1	0 - 2	0 - 1	0 - 1	0 - 3	12	3 25%	1 25%	2 33%	0 0%
	10				1 - 2	1 - 1	1 - 1		0 - 1	0 - 1	9	3 33%	0 0%	3 50%	0 0%
	11		0 - 1		1 - 4	2 - 3	1 - 2		2 - 0	1 - 0	17	7 41%	1 13%	5 71%	1 50%
	13	0 - 1			0 - 6		1 - 8			1 - 1	18	2 11%	1 9%	1 17%	0 0%
	14						1 - 0				1	1 100%	1 100%		
	23					0 - 1					1	0 0%	0 0%		
Tot			3	1	16	9	17	1	4	7	58	16 28%	4 15%	11 44%	1 17%
wins USA			2 67%	1 100%	12 75%	6 67%	13 76%	1 100%	2 50%	5 71%	42 72%				
Dz			1 100%			1 100%	2 100%		1 50%		5 83%				
Nz			1 50%		4 57%	2 50%	5 63%		0 0%	2 67%	14 56%				
Az				1 100%	8 89%	3 75%	6 86%	1 100%	1 100%	3 75%	23 85%				

LEGEND

Az Attacking zone **Dz** Defending zone **Nz** Neutral zone **Tot** Total face-offs played

Timing and Results provided by **TISSOT**



Game Roster

REVISED
4 FEB 20:39

CAN - KAZ

Referee(s)

HARBITZ-RASMUSSEN Elise (NOR)

Linesmen

DINANT Marine (BEL) , SAUER Caroline (GER)

Goalkeepers

Team: CAN

No	Name	GP	MIP	GA	SVS	SOG	SVS%	GAA
1	ROUSSEAU-SIROIS Elodie	0	00:00	0	0	0	0.00	0.00
30	KESTERIS Nicole	0	00:00	0	0	0	0.00	0.00

Team Roster

Team: CAN (white)

No	Pos	Name	GP	G	A	PTS	PIM	+/-
1	GK	ROUSSEAU-SIROIS Elodie	0	0	0	0	0	
2	F	POLCI Bree	0	0	0	0	0	0
6	F	FICKEL Jessica	0	0	0	0	0	0
7	F	NORMORE Alexa	0	0	0	0	0	0
8	F	HOUSTON Tess	0	0	0	0	0	0
10	D	CASORSO Sarah	0	0	0	0	0	0
11	D	GOSLING Katelyn	0	0	0	0	0	0
12	F	LITCHFIELD-MEDD Maggie	0	0	0	0	0	0
13	D	FLINTON Julia	0	0	0	0	0	0
14	D	FOURACRES Brittney +A	0	0	0	0	0	0
17	D	VISSER Keirstin	0	0	0	0	0	0
19	F	BROOKER Laura +C	0	0	0	0	0	0
20	F	LANCELEVE Breanna	0	0	0	0	0	0
21	F	McHAFFIE Morgan +A	0	0	0	0	0	0
22	F	BARKER Ariane	0	0	0	0	0	0
23	D	MANTHA Elizabeth	0	0	0	0	0	0
25	F	MACKNIGHT Jenny	0	0	0	0	0	0
27	F	ODDY Daley	0	0	0	0	0	0
29	F	KAMPJES Jessica	0	0	0	0	0	0
30	GK	KESTERIS Nicole	0	0	0	0	0	

Head Coach: REMPEL Jon

Team: KAZ

No	Name	GP	MIP	GA	SVS	SOG	SVS%	GAA
1	RAUSHANOVA Aizhan	0	00:00	0	0	0	0.00	0.00
20	MOZHAYEVA Tatyana	0	00:00	0	0	0	0.00	0.00

Team: KAZ (blue)

No	Pos	Name	GP	G	A	PTS	PIM	+/-
1	GK	RAUSHANOVA Aizhan	0	0	0	0	0	
2	D	MOLDABAY Dariya	0	0	0	0	0	0
3	F	TURSYNOVA Madina	0	0	0	0	0	0
4	F	ASHIMOVA Pernesh	0	0	0	0	0	0
6	D	KHAMIMULDINOVA Azhar	0	0	0	0	0	0
7	D	KUZNETSOVA Sofia	0	0	0	0	0	0
8	F	FUX Alena +A	0	0	0	0	0	0
9	F	FILIMONOVA Nadezhda	0	0	0	0	0	0
10	F	SHEGEBAYEVA Aray	0	0	0	0	0	0
11	F	TUKHTIYEVA Zarina +C	0	0	0	0	0	0
12	F	RYSPEK Meruyert	0	0	0	0	0	0
13	F	LIKHAUS Tatyana	0	0	0	0	0	0
14	F	KALIULLA Aiya	0	0	0	0	0	0
15	D	NURGALIYEVA Galiya +A	0	0	0	0	0	0
16	F	RAMAZANOVA Elvira	0	0	0	0	0	0
17	F	URPEKBAYEVA Saltanat	0	0	0	0	0	0
18	D	MYNGZHASSAROVA Lazzat	0	0	0	0	0	0
19	F	FELZINK Karina	0	0	0	0	0	0
20	GK	MOZHAYEVA Tatyana	0	0	0	0	0	
21	D	TULEUBAYEVA Assem	0	0	0	0	0	0
22	F	OLZHABAYEVA Aida	0	0	0	0	0	0
24	D	NURMUKHAMBETOVA Svetlana	0	0	0	0	0	0
29	F	SHANSHINA Kristina	0	0	0	0	0	0

Head Coach: MALTSEV Alexander

LEGEND

A Assists	D Defence	F Forward	G Goals
GA Goals against	GAA Goals against as average per 60 minutes	GK Goalkeeper	GP Games played
MIP Minutes and seconds played	No Jersey number	PIM Penalties in minutes	Pos Position
PTS Points	SOG Shots on goal	SVS Saves	SVS% Saves in percentage
+/- Plus/minus net	+A Assistant captain	+C Captain	

Corrected nationality of Linesman DINANT Marine from ESP to BEL

Timing and Results provided by **TISSOT**



Line-Ups

REVISED
4 FEB 20:40

CAN - KAZ

Referee(s)

HARBITZ-RASMUSSEN Elise (NOR)

Linesmen

DINANT Marine (BEL) , SAUER Caroline (GER)

Goalkeepers

Team: CAN

No	Name
30	KESTERIS Nicole
1	ROUSSEAU-SIROIS Elodie

Team Line-ups

Team: CAN (white)

No	Pos	Name
10	D	CASORSO Sarah
13	D	FLINTON Julia
6	F	FICKEL Jessica
19	F	BROOKER Laura +C
21	F	McHAFFIE Morgan +A
14	D	FOURACRES Brittney +A
17	D	VISSER Keirstin
8	F	HOUSTON Tess
22	F	BARKER Ariane
29	F	KAMPJES Jessica
11	D	GOSLING Katelyn
23	D	MANTHA Elizabeth
2	F	POLCI Bree
12	F	LITCHFIELD-MEDD Maggie
20	F	LANCELEVE Breanna
25	F	MACKNIGHT Jenny
27	F	ODDY Daley

Team: KAZ

No	Name
1	RAUSHANOVA Aizhan
20	MOZHAYEVA Tatyana

Team: KAZ (blue)

No	Pos	Name
2	D	MOLDABAY Dariya
6	D	KHAMIMULDINOVA Azhar
3	F	TURSYNOVA Madina
8	F	FUX Alena +A
11	F	TUKHTIYEVA Zarina +C
15	D	NURGALIYEVA Galiya +A
21	D	TULEUBAYEVA Assem
4	F	ASHIMOVA Pernesh
10	F	SHEGEBAYEVA Aray
12	F	RYSPEK Meruyert
7	D	KUZNETSOVA Sofia
13	F	LIKHAUS Tatyana
14	F	KALIULLA Aiya
17	F	URPEKBAYEVA Saltanat
19	F	FELZINK Karina
18	D	MYNGZHASSAROVA Lazzat
24	D	NURMUKHAMBETOVA Svetlana
9	F	FILIMONOVA Nadezhda
16	F	RAMAZANOVA Elvira
22	F	OLZHABAYEVA Aida

Head Coach: REMPEL Jon

Head Coach: MALTSEV Alexander

NOT DRESSED:

7 F NORMORE Alexa

NOT DRESSED:

29 F SHANSHINA Kristina

LEGEND

D Defence

+A Assistant captain

F Forward

+C Captain

No Jersey number

Pos Position

Corrected nationality of Linesman DINANT Marine from ESP to BEL

Timing and Results provided by **TISSOT**



Graphical Line-Ups

REVISED
4 FEB 20:41

CAN - KAZ

Referee(s)

HARBITZ-RASMUSSEN Elise (NOR)

Linesmen

DINANT Marine (BEL) , SAUER Caroline (GER)

Team: CAN - Canada (white)

Head Coach: REMPEL Jon

S1 30 KESTERIS Nicole		
1 ROUSSEAU-SIROIS Elodie		
S2 10 CASORSO Sarah	S3 13 FLINTON Julia	
S5 19 BROOKER Laura +C	S6 21 McHAFFIE Morgan +A	S4 6 FICKEL Jessica
17 VISSER Keirstin		14 FOURACRES Brittney +A
29 KAMPJES Jessica	8 HOUSTON Tess	22 BARKER Ariane
11 GOSLING Katelyn		23 MANTHA Elizabeth
12 LITCHFIELD-MEDD Maggie	2 POLCI Bree	20 LANCELEVE Breanna
25 MACKNIGHT Jenny		27 ODDY Daley

Team: KAZ - Kazakhstan (blue)

Head Coach: MALTSEV Alexander

S1 1 RAUSHANOVA Aizhan		
20 MOZHAYEVA Tatyana		
S2 2 MOLDABAY Dariya	S3 6 KHAMIMULDINOVA Azhar	
S5 8 FUX Alena +A	S6 11 TUKHTIYEVA Zarina +C	S4 3 TURSINOVA Madina
15 NURGALIYEVA Galiya +A		21 TULEUBAYEVA Assem
4 ASHIKOVA Pernesh	10 SHEGEBAYEVA Aray	12 RYSPEK Meruyert
7 KUZNETSOVA Sofia		14 KALIULLA Aiya
13 LIKHAUS Tatyana	17 URPEKBAYEVA Saltanat	19 FELZINK Karina
24 NURMUKHAMBETOVA Svetlana		18 MYNGZHASSAROVA Lazzat
22 OLZHABAYEVA Aida	9 FILIMONOVA Nadezhda	16 RAMAZANOVA Elvira

LEGEND

Sn Starting position **+A** Assistant captain **+C** Captain

Corrected nationality of Linesman DINANT Marine from ESP to BEL

Timing and Results provided by **TISSOT**



Game Summary

CAN - KAZ 7 - 1 (3 - 0, 1 - 0, 3 - 1)

Spectators	Referee(s)	Linesmen
115	HARBITZ-RASMUSSEN Elise (NOR)	DINANT Marine (BEL) , SAUER Caroline (GER)

Team Statistics

Period	Score	SVS	SOG	PIM	TPP	PPG	SHG
1	3 : 0	4 : 16	19 : 4	2 : 0	00:00 : 01:15	0 : 0	0 : 0
2	1 : 0	4 : 16	17 : 4	2 : 4	04:00 : 02:45	0 : 0	0 : 0
3	3 : 1	1 : 16	19 : 2	2 : 2	00:07 : 01:12	1 : 0	0 : 0
Total	7 : 1	9 : 48	55 : 10	6 : 6	04:07 : 05:12	1 : 0	0 : 0

1st Period

Action	Time	ET/Res	Team	Type	No	Name	(G)	Name of Assistant(s) / Action Description
GK	00:00		CAN		30	KESTERIS N		- Goalkeeper in
GK	00:00		KAZ		1	RAUSHANOVA A		- Goalkeeper in
Goal	02:44	1 : 0	CAN	EQ	21	McHAFFIE M	(1)	27 ODDY D On Ice CAN 30 10 13 21 25 27 KAZ 1 8 10 12 15 21
Goal	07:54	2 : 0	CAN	EQ	2	POLCI B	(1)	11 GOSLING K On Ice CAN 30 2 6 11 20 23 KAZ 1 3 13 15 17 21
Goal	12:29	3 : 0	CAN	EQ	6	Fickel J	(1)	19 Brooker L On Ice CAN 30 6 10 13 19 21 10 CASORSO S KAZ 1 2 7 8 11 19
Penalty	18:45	20:45	CAN	2 min.	2	POLCI B		- Hooking

2nd Period

Action	Time	ET/Res	Team	Type	No	Name	(G)	Name of Assistant(s) / Action Description
Penalty	29:03	31:03	KAZ	2 min.	12	RYSPEK M		- Slashing
GK	30:16		CAN		1	ROUSSEAU-SIROIS E		- Goalkeeper in 30 KESTERIS N - Goalkeeper out
Penalty	34:18	36:18	CAN	2 min.		- Team penalty		- Too Many Men / Served by: 20 LANCELEVE B
Goal	37:00	4 : 0	CAN	EQ	22	Barker A	(1)	11 GOSLING K On Ice CAN 1 11 12 19 22 23 19 Brooker L KAZ 1 4 7 10 12 15
Penalty	37:38	39:38	KAZ	2 min.	6	KHAMIMULDINOVA A		- Illegal Hit

3rd Period

Action	Time	ET/Res	Team	Type	No	Name	(G)	Name of Assistant(s) / Action Description
Goal	40:50	4 : 1	KAZ	EQ	12	RYSPEK M	(1)	8 FUX A On Ice CAN 1 8 10 13 22 29 KAZ 1 7 8 11 12 15
Penalty	45:40	45:47	KAZ	2 min.	11	TUKHTIYEVA Z		- Holding an opponent
Goal	45:47	5 : 1	CAN	PP1	27	ODDY D	(1)	11 GOSLING K On Ice CAN 1 11 12 23 25 27 12 LITCHFIELD-MEDD M KAZ 1 2 6 10 12 *
Goal	49:33	6 : 1	CAN	EQ	20	LANCELEVE B	(1)	11 GOSLING K On Ice CAN 1 2 11 20 22 23 2 POLCI B KAZ 1 2 6 8 11 19
Goal	54:57	7 : 1	CAN	EQ	14	FOURACRES B	(1)	On Ice CAN 1 8 14 17 22 25 KAZ 1 2 6 8 10 12
Penalty	58:48	60:00	CAN	2 min.	21	McHAFFIE M		- Slashing
GK	60:00		CAN					1 ROUSSEAU-SIROIS E - Goalkeeper out
GK	60:00		KAZ					1 RAUSHANOVA A - Goalkeeper out

Goalkeeper Records

Team : CAN - Canada

No	Name	SOG	SVS	MIP
30	KESTERIS Nicole	8	8	30:16
1	ROUSSEAU-SIROIS Elodie	2	1	29:44

Team : KAZ - Kazakhstan

No	Name	SOG	SVS	MIP
1	RAUSHANOVA Aizhan	55	48	60:00
20	MOZHAYEVA Tatyana			

Game Statistics

Team : CAN (white)

Timing and Results provided by **TISSOT**



Head Coach : REMPEL Jon

No	Pos	Name	G	A	P	PIM	FO+	FO-	FO+/-	FO%	Shots on Goal					+/-
											1	2	3	OT	TS	
6	F	FICKEL Jessica	1	0	1	0	0	0	0	0.00	2	0	1		3	+2
10	D	CASORSO Sarah	0	1	1	0	1	0	1	100.00	1	1	2		4	+1
13	D	FLINTON Julia	0	0	0	0	0	0	0	0.00	1	1	2		4	+1
19	F	BROOKER Laura +C	0	2	2	0	0	0	0	0.00	1	1	0		2	+2
21	F	McHAFFIE Morgan +A	1	0	1	2	11	2	9	84.62	1	1	2		4	+2
8	F	HOUSTON Tess	0	0	0	0	13	3	10	81.25	3	1	1		5	0
14	D	FOURACRES Brittney +A	1	0	1	0	0	0	0	0.00	2	1	1		4	+1
17	D	VISSER Keirstin	0	0	0	0	0	1	-1	0.00	1	0	2		3	+1
22	F	BARKER Ariane	1	0	1	0	0	0	0	0.00	0	3	1		4	+2
29	F	KAMPJES Jessica	0	0	0	0	0	0	0	0.00	0	0	3		3	-1
2	F	POLCI Bree	1	1	2	2	8	4	4	66.67	2	2	1		5	+2
11	D	GOSLING Katelyn	0	4	4	0	0	0	0	0.00	0	2	0		2	+3
12	F	LITCHFIELD-MEDD Maggie	0	1	1	0	6	5	1	54.55	3	1	0		4	+1
20	F	LANCELEVE Breanna	1	0	1	0	0	0	0	0.00	0	1	1		2	+2
23	D	MANTHA Elizabeth	0	0	0	0	0	0	0	0.00	1	0	0		1	+3
25	F	MACKNIGHT Jenny	0	0	0	0	1	0	1	100.00	0	1	1		2	+2
27	F	ODDY Daley	1	1	2	0	0	0	0	0.00	1	1	1		3	+1
1	GK	ROUSSEAU-SIROIS Elodie	0	0	0	0					0	0	0		0	
30	GK	KESTERIS Nicole	0	0	0	0					0	0	0		0	
Total			7	10	17	4	40	15	25	72.73	19	17	19		55	

Team : KAZ (blue)

Head Coach : MALTSEV Alexander

No	Pos	Name	G	A	P	PIM	FO+	FO-	FO+/-	FO%	Shots on Goal					+/-
											1	2	3	OT	TS	
2	D	MOLDABAY Dariya	0	0	0	0	0	0	0	0.00	0	0	0		0	-3
3	F	TURSYNOVA Madina	0	0	0	0	3	2	1	60.00	0	1	0		1	-1
6	D	KHAMIMULDINOVA Azhar	0	0	0	2	0	0	0	0.00	0	0	0		0	-2
8	F	FUX Alena +A	0	1	1	0	1	0	1	100.00	1	1	1		3	-3
11	F	TUKHTIYEVA Zarina +C	0	0	0	2	7	21	-14	25.00	1	0	0		1	-1
4	F	ASHIMOVA Pernesh	0	0	0	0	0	0	0	0.00	1	1	0		2	-1
10	F	SHEGEBAYEVA Aray	0	0	0	0	3	12	-9	20.00	0	0	0		0	-3
12	F	RYSPEK Meruyert	1	0	1	2	0	0	0	0.00	0	1	1		2	-2
15	D	NURGALIYEVA Galiya +A	0	0	0	0	0	0	0	0.00	0	0	0		0	-2
21	D	TULEUBAYEVA Assem	0	0	0	0	0	1	-1	0.00	0	0	0		0	-2
7	D	KUZNETSOVA Sofia	0	0	0	0	0	0	0	0.00	0	0	0		0	-1
13	F	LIKHAUS Tatyana	0	0	0	0	0	0	0	0.00	0	0	0		0	-1
14	F	KALIULLA Aiya	0	0	0	0	0	0	0	0.00	0	0	0		0	0
17	F	URPEKBAYEVA Saltanat	0	0	0	0	1	4	-3	20.00	0	0	0		0	-1
19	F	FELZINK Karina	0	0	0	0	0	0	0	0.00	0	0	0		0	-2
9	F	FILIMONOVA Nadezhda	0	0	0	0	0	0	0	0.00	0	0	0		0	0
16	F	RAMAZANOVA Elvira	0	0	0	0	0	0	0	0.00	0	0	0		0	0
18	D	MYNGZHASSAROVA Lazzat	0	0	0	0	0	0	0	0.00	1	0	0		1	0
22	F	OLZHABAYEVA Aida	0	0	0	0	0	0	0	0.00	0	0	0		0	0
24	D	NURMUKHAMBETOVA Svetlana	0	0	0	0	0	0	0	0.00	0	0	0		0	0
1	GK	RAUSHANOVA Aizhan	0	0	0	0					0	0	0		0	
20	GK	MOZHAYEVA Tatyana	0	0	0	0					0	0	0		0	
Total			1	1	2	6	15	40	-25	27.27	4	4	2		10	

Group B

R	Team	GP	W	OTW	OTL	L	GDF	GF : GA	PTS
1	CAN	1	1	0	0	0	+6	7 : 1	3
2	KAZ	1	0	0	0	1	-6	1 : 7	0
-	RUS	0							

	CAN	KAZ	RUS
CAN	*****	7:1	SUN 08 FEB 20:30
KAZ	1:7	*****	FRI 06 FEB 20:30
RUS	SUN 08 FEB 20:30	FRI 06 FEB 20:30	*****



LEGEND			
(G)	Goals in tournament	*	does not count for Plus/minus
+C	Captain	A	Assists
ET/Res	Penalty end time/Result of game	F	Forward
FO+	Face-offs won	FO+/-	Face-offs net
GDF	Goal difference	GF	Goals for
L	Losses	MIP	Minutes in play (GK)
OTL	Overtime losses	OTW	Overtime wins
Pos	Position	PP1	Power play - 1 player
R	Rank	SHG	Shorthanded goals
TPP	Time on power play	TS	Total shots
		+/-	Plus/minus net
		D	Defence
		FO-	Face-offs lost
		G	Goals
		GK	Goalkeeper
		No	Jersey number
		P	Points
		PPG	Power play goals
		SOG	Shots on goal
		W	Wins
		+A	Assistant captain
		EQ	Equal strength
		FO%	Face-offs won as percentage
		GA	Goals against
		GP	Games played
		OT	Overtime
		PIM	Penalties in minutes
		PTS	Points
		SVS	Saves



Shot Chart

CAN - KAZ

Shots by CAN

Goals (o): 3 SSG (+): 16
SSP (-): 10 SPG (-): 6



GK 1 of KAZ

Shots by KAZ

Goals (o): 0 SSG (+): 4
SSP (-): 1 SPG (-): 2



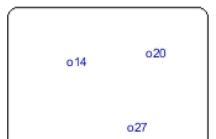
GK 1 of CAN



GK 30 of CAN

Shots by CAN

Goals (o): 3 SSG (+): 16
SSP (-): 10 SPG (-): 8



GK 1 of KAZ

Shots by KAZ

Goals (o): 0 SSG (+): 4
SSP (-): 2 SPG (-): 1



GK 30 of CAN

Shots by CAN

Goals (o): 1 SSG (+): 16
SSP (-): 9 SPG (-): 4



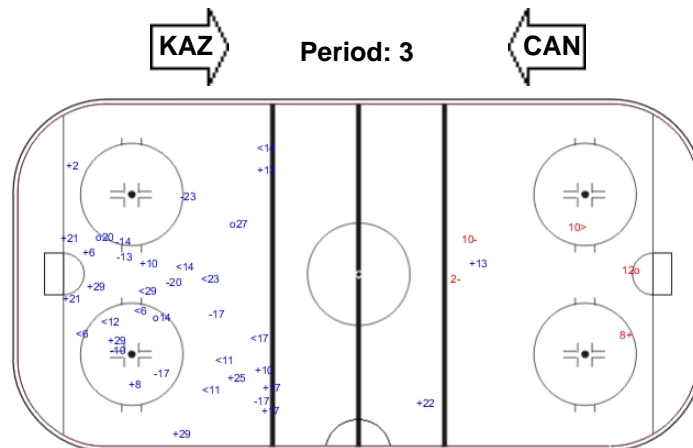
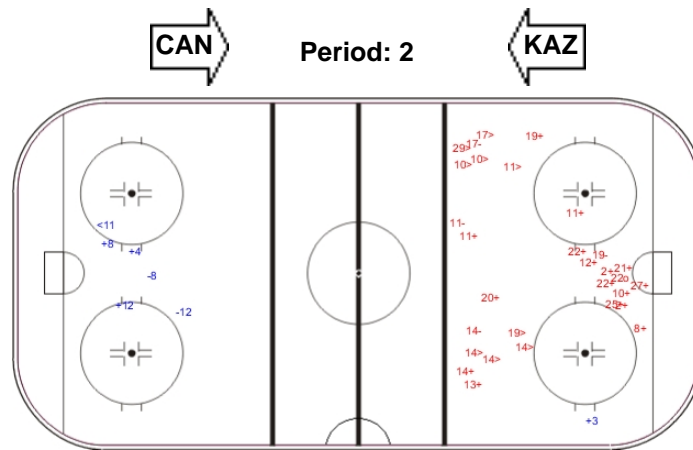
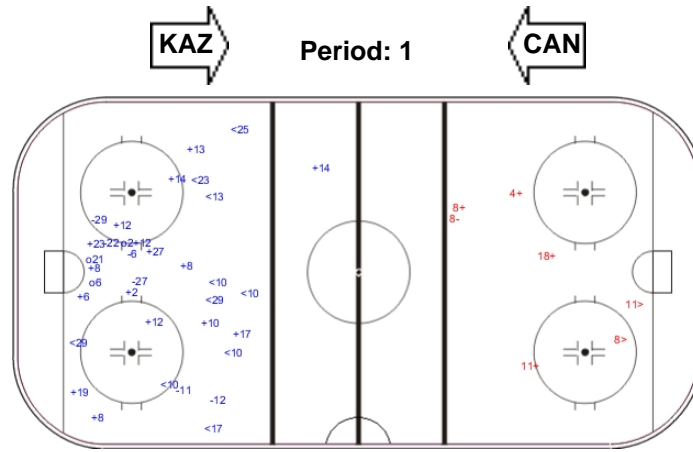
GK 1 of KAZ

Shots by KAZ

Goals (o): 1 SSG (+): 1
SSP (-): 1 SPG (-): 2



GK 1 of CAN



LEGEND

GK Goalkeeper **SPG** Shots past goal **SSG** Shots saved by goalkeeper **SSP** Shots saved by player

Timing and Results provided by **TISSOT**



Face-off Chart

CAN - KAZ

PERIOD 1

	CAN		KAZ		CAN		KAZ		Total wins all zones				
	Def. zone	Att. zone	Neutral zone		Att. zone	Def. zone							
	+ 2	- 11	- 21	+ 11	+ 2	- 10			<table border="1"> <thead> <tr> <th>CAN</th> <th>KAZ</th> </tr> </thead> <tbody> <tr> <td>10 / 56%</td> <td>8 / 44%</td> </tr> </tbody> </table>	CAN	KAZ	10 / 56%	8 / 44%
CAN	KAZ												
10 / 56%	8 / 44%												
	- 17	+ 8	+ 21	- 17	+ 2	- 10							
	+ 21	- 11	+ 21	- 17	+ 21	- 11							
	- 12	+ 10	- 12	+ 10	- 8	+ 11							
	- 21	+ 11	- 2	+ 17									
	- 8	+ 11	+ 8	- 11									
	+ 12	- 11	+ 10	- 21									
Total wins / period	3 / 43%	4 / 57%	4 / 57%	3 / 43%	3 / 75%	1 / 25%							


PERIOD 2

	CAN		KAZ		CAN		KAZ		Total wins all zones				
	Def. zone	Att. zone	Neutral zone		Att. zone	Def. zone							
	+ 2	- 11	- 12	+ 11	+ 21	- 10			<table border="1"> <thead> <tr> <th>CAN</th> <th>KAZ</th> </tr> </thead> <tbody> <tr> <td>14 / 70%</td> <td>6 / 30%</td> </tr> </tbody> </table>	CAN	KAZ	14 / 70%	6 / 30%
CAN	KAZ												
14 / 70%	6 / 30%												
	+ 8	- 11	+ 21	- 11	+ 8	- 10							
	+ 8	- 11	- 12	+ 3	+ 21	- 11							
	- 2	+ 3											
	- 12	+ 11											
	+ 8	- 11											
	+ 2	- 17											
	- 2	+ 11											
	- 8	+ 10											
	+ 2	- 11											
	+ 12	- 11											
	+ 21	- 11											
	+ 8	- 17											
	+ 8	- 10											
Total wins / period	10 / 71%	4 / 29%	1 / 33%	2 / 67%	3 / 100%	0 / 0%							

PERIOD 3

	CAN		KAZ		CAN		KAZ		Total wins all zones				
	Def. zone	Att. zone	Neutral zone		Att. zone	Def. zone							
	+ 21	- 11	+ 21	- 11	+ 8	- 10			<table border="1"> <thead> <tr> <th>CAN</th> <th>KAZ</th> </tr> </thead> <tbody> <tr> <td>16 / 94%</td> <td>1 / 6%</td> </tr> </tbody> </table>	CAN	KAZ	16 / 94%	1 / 6%
CAN	KAZ												
16 / 94%	1 / 6%												
	+ 8	- 11	+ 8	- 10									
	+ 8	- 3	+ 12	- 11									
	+ 25	- 10	- 2	+ 3									
	+ 21	- 11	+ 2	- 10									
	+ 12	- 3	+ 12	- 10									
	+ 8	- 11	+ 8	- 10									
	+ 12	- 11											
	+ 2	- 10											
Total wins / period	9 / 100%	0 / 0%	6 / 86%	1 / 14%	1 / 100%	0 / 0%							

TOTAL

Timing and Results provided by  TISSOT



Preliminary round - Group B, Game 1

	CAN		KAZ		CAN		KAZ		Total wins all zones	
	Def. zone	Att. zone	Neutral zone		Att. zone	Def. zone			CAN	KAZ
Total wins / game	22 / 73%	8 / 27%	11 / 65%	6 / 35%	7 / 88%	1 / 12%			40 / 73%	15 / 27%



HEAD TO HEAD

		KAZ						Tot	wins CAN	Dz	Nz	Az
No.	3	8	10	11	17	21						
CAN	2	0 - 2		4 - 0	3 - 1	1 - 1		12	8 67%	5 71%	1 33%	2 100%
	8	1 - 0		5 - 1	6 - 2	1 - 0		16	13 81%	8 80%	3 100%	2 67%
	10						1 - 0	1	1 100%		1 100%	
	12	1 - 1		1 - 2	4 - 2			11	6 55%	4 67%	2 40%	
	17		0 - 1					1	0 0%	0 0%		
	21			1 - 0	8 - 2	2 - 0		13	11 85%	4 80%	4 80%	3 100%
	25			1 - 0				1	1 100%	1 100%		
Tot	5	1	15	28	5	1	55	40 73%	22 73%	11 65%	7 88%	
wins KAZ	3 60%	1 100%	3 20%	7 25%	1 20%	0 0%	15 27%					
Dz			0 0%	1 33%			1 12%					
Nz	2 100%		1 20%	2 33%	1 33%	0 0%	6 35%					
Az	1 33%	1 100%	2 40%	4 21%	0 0%		8 27%					

LEGEND

Az Attacking zone **Dz** Defending zone **Nz** Neutral zone **Tot** Total face-offs played

Timing and Results provided by **TISSOT**



Game Roster

RUS - KAZ

Referee(s)

FINDUROVA Zuzana (SVK)

Linesmen

McGURRY Danielle (CAN) , STEWART Brienne (USA)

Goalkeepers

Team: RUS

No	Name	GP	MIP	GA	SVS	SOG	SVS%	GAA
1	MOROZOVA Nadezda	0	00:00	0	0	0	0.00	0.00
20	LESKINA Yulia	0	00:00	0	0	0	0.00	0.00

Team Roster

Team: RUS (red)

No	Pos	Name	GP	G	A	PTS	PIM	+/-
1	GK	MOROZOVA Nadezda	0	0	0	0	0	
2	D	GONCHARENKO Angelina	0	0	0	0	0	0
3	D	VORONTCOVA Natalia	0	0	0	0	0	0
7	F	DYUPINA Evgenia	0	0	0	0	0	0
8	F	GAVRILOVA Iya	0	0	0	0	0	0
9	F	VAFINA Alexandra	0	0	0	0	0	0
10	F	BELYAKOVA Liudmila	0	0	0	0	0	0
12	D	PECHNIKOVA Mariia	0	0	0	0	0	0
13	D	ANANINA Ekaterina	0	0	0	0	0	0
14	F	BULATOVA Diana	0	0	0	0	0	0
15	F	PAVLOVA Valeriia	0	0	0	0	0	0
16	F	KIRILENKO Maria	0	0	0	0	0	0
17	F	LEBEDEVA Ekaterina	0	0	0	0	0	0
18	F	SOSINA Olga	0	0	0	0	0	0
19	F	SHOKHINA Anna	0	0	0	0	0	0
20	GK	LESKINA Yulia	0	0	0	0	0	
21	D	SHCHUKINA Ann	0	0	0	0	0	0
22	D	BATALOVA Mariia	0	0	0	0	0	0
25	F	SILINA Elena	0	0	0	0	0	0
26	F	DERGACHEVA Elena	0	0	0	0	0	0
27	F	MITROFANOVA Elina	0	0	0	0	0	0
29	D	NIKOLAEVA Ekaterina	0	0	0	0	0	0

Head Coach: ULYANKIN Alexander

Team: KAZ

No	Name	GP	MIP	GA	SVS	SOG	SVS%	GAA
1	RAUSHANOVA Aizhan	1	60:00	7	48	55	87.27	7.00
20	MOZHAYEVA Tatyana	1	00:00	0	0	0	0.00	0.00

Team: KAZ (white)

No	Pos	Name	GP	G	A	PTS	PIM	+/-
1	GK	RAUSHANOVA Aizhan	1	0	0	0	0	
2	D	MOLDABAY Dariya	1	0	0	0	0	-3
3	F	TURSYNOVA Madina	1	0	0	0	0	-1
4	F	ASHIMOVA Pernesh	1	0	0	0	0	-1
6	D	KHAMIMULDINOVA Azhar	1	0	0	0	2	-2
7	D	KUZNETSOVA Sofia	1	0	0	0	0	-1
8	F	FUX Alena +A	1	0	1	1	0	-3
9	F	FILIMONOVA Nadezhda	1	0	0	0	0	0
10	F	SHEGEBAYEVA Aray	1	0	0	0	0	-3
11	F	TUKHTIYEVA Zarina +C	1	0	0	0	2	-1
12	F	RYSPEK Meruyert	1	1	0	1	2	-2
13	F	LIKHAUS Tatyana	1	0	0	0	0	-1
14	F	KALIULLA Aiya	1	0	0	0	0	0
15	D	NURGALIYEVA Galiya +A	1	0	0	0	0	-2
16	F	RAMAZANOVA Elvira	1	0	0	0	0	0
17	F	URPEKBAYEVA Saltanat	1	0	0	0	0	-1
18	D	MYNGZHASSAROVA Lazzat	1	0	0	0	0	0
19	F	FELZINK Karina	1	0	0	0	0	-2
20	GK	MOZHAYEVA Tatyana	1	0	0	0	0	
21	D	TULEUBAYEVA Assem	1	0	0	0	0	-2
22	F	OLZHABAYEVA Aida	1	0	0	0	0	0
24	D	NURMUKHAMBETOVA Svetlana	1	0	0	0	0	0
29	F	SHANSHINA Kristina	0	0	0	0	0	0

Head Coach: MALTSEV Alexander

LEGEND

A Assists	D Defence	F Forward	G Goals
GA Goals against	GAA Goals against as average per 60 minutes	GK Goalkeeper	GP Games played
MIP Minutes and seconds played	No Jersey number	PIM Penalties in minutes	Pos Position
PTS Points	SOG Shots on goal	SVS Saves	SVS% Saves in percentage
+/- Plus/minus net	+A Assistant captain	+C Captain	

Timing and Results provided by **TISSOT**



Line-Ups

RUS - KAZ

Referee(s)

FINDUROVA Zuzana (SVK)

Linesmen

McGURRY Danielle (CAN) , STEWART Brienne (USA)

Goalkeepers

Team: RUS

No	Name
----	------

20	LESKINA Yulia
1	MOROZOVA Nadezda

Team Line-ups

Team: RUS (red)

No	Pos	Name
----	-----	------

2	D	GONCHARENKO Angelina +A
22	D	BATALOVA Mariia
18	F	SOSINA Olga +A
19	F	SHOKHINA Anna
26	F	DERGACHEVA Elena
21	D	SHCHUKINA Ann
29	D	NIKOLAEVA Ekaterina
8	F	GAVRILOVA Iya +C
10	F	BELYAKOVA Liudmila
17	F	LEBEDEVA Ekaterina
12	D	PECHNIKOVA Mariia
13	D	ANANINA Ekaterina
9	F	VAFINA Alexandra
14	F	BULATOVA Diana
15	F	PAVLOVA Valeriia
3	D	VORONTCOVA Natalia
7	F	DYUPINA Evgenia
16	F	KIRILENKO Maria
25	F	SILINA Elena
27	F	MITROFANOVA Elina

Head Coach: ULYANKIN Alexander

Team: KAZ

No	Name
----	------

1	RAUSHANOVA Aizhan
20	MOZHAYEVA Tatyana

Team: KAZ (white)

No	Pos	Name
----	-----	------

2	D	MOLDABAY Dariya
6	D	KHAMIMULDINOVA Azhar
3	F	TURSYNOVA Madina
8	F	FUX Alena +A
11	F	TUKHTIYEVA Zarina +C
15	D	NURGALIYEVA Galiya +A
21	D	TULEUBAYEVA Assem
4	F	ASHIMOVA Pernesh
10	F	SHEGEBAYEVA Aray
12	F	RYSPEK Meruyert
7	D	KUZNETSOVA Sofia
24	D	NURMUKHAMBETOVA Svetlana
13	F	LIKHAUS Tatyana
17	F	URPEKBAYEVA Saltanat
19	F	FELZINK Karina
18	D	MYNGZHASSAROVA Lazzat
9	F	FILIMONOVA Nadezhda
14	F	KALIULLA Aiya
16	F	RAMAZANOVA Elvira
22	F	OLZHABAYEVA Aida


Head Coach: MALTSEV Alexander

NOT DRESSED:

29 F SHANSHINA Kristina

LEGEND

D	Defence	F	Forward	No	Jersey number	Pos	Position
+A	Assistant captain	+C	Captain				

Timing and Results provided by 



Graphical Line-Ups

RUS - KAZ

Referee(s)

FINDUROVA Zuzana (SVK)

Linesmen

McGURRY Danielle (CAN) , STEWART Brienne (USA)

Team: RUS - Russian Federation (red)

Head Coach: ULYANKIN Alexander

S1 20 LESKINA Yulia		
1 MOROZOVA Nadezda		
S2 2 GONCHARENKO Angelina +A	S3 22 BATALOVA Mariia	
S5 19 SHOKHINA Anna	S6 26 DERGACHEVA Elena	S4 18 SOSINA Olga +A
29 NIKOLAEVA Ekaterina		21 SHCHUKINA Ann
17 LEBEDEVA Ekaterina	10 BELYAKOVA Liudmila	8 GAVRILOVA Iya +C
13 ANANINA Ekaterina		12 PECHNIKOVA Mariia
9 VAFINA Alexandra	14 BULATOVA Diana	15 PAVLOVA Valeriia
3 VORONTCOVA Natalia		16 KIRILENKO Maria
27 MITROFANOVA Elina	25 SILINA Elena	7 DYUPINA Evgenia

Team: KAZ - Kazakhstan (white)

Head Coach: MALTSEV Alexander

S1 1 RAUSHANOVA Aizhan		
20 MOZHAYEVA Tatyana		
S2 2 MOLDBAY Dariya	S3 6 KHAMIMULDINOVA Azhar	
S4 3 TURSINOVA Madina	S6 11 TUKHTIYEVA Zarina +C	S5 8 FUX Alena +A
21 TULEUBAYEVA Assem		15 NURGALIYEVA Galiya +A
12 RYSPEK Meruyert	10 SHEGEBAYEVA Aray	4 ASHIMOVA Pernesh
7 KUZNETSOVA Sofia		24 NURMUKHAMBETOVA Svetlana
19 FELZINK Karina	17 URPEKBAYEVA Saltanat	13 LIKHAUS Tatyana
18 MYNGZHASSAROVA Lazzat		14 KALIULLA Aiya
22 OLZHABAYEVA Aida	9 FILIMONOVA Nadezhda	16 RAMAZANOVA Elvira

LEGEND

Sn Starting position

+A Assistant captain

+C Captain

Timing and Results provided by **TISSOT**



Game Summary

RUS - KAZ 12 - 1 (4 - 0, 2 - 1, 6 - 0)

Spectators	Referee(s)	Linesmen
250	FINDUROVA Zuzana (SVK)	McGURRY Danielle (CAN) , STEWART Brienne (USA)

Team Statistics

Period	Score	SVS	SOG	PIM	TPP	PPG	SHG
1	4 : 0	3 : 23	27 : 3	4 : 6	04:19 : 03:08	2 : 0	0 : 0
2	2 : 1	2 : 19	21 : 3	4 : 0	00:00 : 04:06	0 : 0	0 : 0
3	6 : 0	4 : 20	26 : 4	0 : 6	03:25 : 00:00	2 : 0	0 : 0
Total	12 : 1	9 : 62	74 : 10	8 : 12	07:44 : 07:14	4 : 0	0 : 0

1st Period

Action	Time	ET/Res	Team	Type	No	Name	(G)	Name of Assistant(s) / Action Description
GK	00:00		RUS		20	Leskina Y		- Goalkeeper in
GK	00:00		KAZ		1	RAUSHANOVA A		- Goalkeeper in
Penalty	03:54	05:54	KAZ	2 min.	2	MOLDABAY D		- Hooking
Penalty	06:38	08:25	KAZ	2 min.	11	TUKHTIYEVA Z		- Interference
Goal	08:25	1 : 0	RUS	PP1	18	Sosina O	(1)	8 GAVRILOVA I On Ice RUS 20 8 13 18 19 26 * KAZ 1 3 6 15 19
Goal	10:23	2 : 0	RUS	EQ	17	LEBEDEVA E	(1)	10 BELYAKOVA L On Ice RUS 20 8 10 17 21 29 8 GAVRILOVA I KAZ 1 3 7 8 11 15
Penalty	12:32	13:04	KAZ	2 min.	4	ASHIMOVA P		- Slashing
Goal	13:04	3 : 0	RUS	PP1	8	GAVRILOVA I	(1)	19 SHOKHINA A On Ice RUS 20 2 8 18 19 26 * 26 DERGACHEVA E KAZ 1 2 8 11 15
Goal	13:37	4 : 0	RUS	EQ	9	VAFINA A	(1)	15 PAVLOVA V On Ice RUS 20 9 12 13 14 15 KAZ 1 9 13 15 19 21
Penalty	16:52	18:52	RUS	2 min.	21	SHCHUKINA A		- Delaying the Game
Penalty	18:06	20:06	RUS	2 min.	26	DERGACHEVA E		- Tripping

2nd Period

Action	Time	ET/Res	Team	Type	No	Name	(G)	Name of Assistant(s) / Action Description
Penalty	22:36	24:36	RUS	2 min.	9	VAFINA A		- Cross-Checking
Goal	24:56	5 : 0	RUS	EQ	18	Sosina O	(2)	26 DERGACHEVA E On Ice RUS 20 2 18 19 22 26 KAZ 1 2 6 8 11 19
Goal	28:59	5 : 1	KAZ	EQ	11	TUKHTIYEVA Z	(1)	On Ice RUS 20 9 12 13 14 15 KAZ 1 2 6 8 11 19
Goal	33:49	6 : 1	RUS	EQ	26	DERGACHEVA E	(1)	18 Sosina O On Ice RUS 20 2 18 19 22 26 19 SHOKHINA A KAZ 1 3 12 13 15 21
Penalty	37:57	39:57	RUS	2 min.	27	MITROFANOVA E		- Hooking

3rd Period

Action	Time	ET/Res	Team	Type	No	Name	(G)	Name of Assistant(s) / Action Description
GK	40:00		RUS		1	MOROZOVA N		- Goalkeeper in
Goal	40:59	7 : 1	RUS	EQ	8	GAVRILOVA I	(2)	10 BELYAKOVA L On Ice RUS 1 8 10 17 21 29 KAZ 1 3 4 10 12 15
Penalty	43:17	43:47	KAZ	2 min.	6	KHAMIMULDINOVA A		- Roughing
Goal	43:47	8 : 1	RUS	PP1	18	Sosina O	(3)	26 DERGACHEVA E On Ice RUS 1 2 8 18 19 26 * KAZ 1 2 8 11 15
Goal	43:53	9 : 1	RUS	EQ	8	GAVRILOVA I	(3)	17 LEBEDEVA E On Ice RUS 1 8 10 17 21 29 KAZ 1 4 10 12 15 21
Penalty	49:41	51:41	KAZ	2 min.	6	KHAMIMULDINOVA A		- Tripping
Goal	53:21	10 : 1	RUS	EQ	19	SHOKHINA A	(1)	18 Sosina O On Ice RUS 1 2 18 19 22 26 3 VORONTCOVA N KAZ 1 8 11 15 19 21
Goal	56:32	11 : 1	RUS	EQ	9	VAFINA A	(2)	14 BULATOVA D On Ice RUS 1 9 12 13 14 15 KAZ 1 11 15 19 21 22
Penalty	57:06	58:01	KAZ	2 min.	6	KHAMIMULDINOVA A		- Tripping
Goal	58:01	12 : 1	RUS	PP1	10	BELYAKOVA L	(1)	17 LEBEDEVA E On Ice RUS 1 8 10 17 21 29 * 8 GAVRILOVA I KAZ 1 3 8 11 15



Action	Time	ET/Res	Team	Type	No	Name	(G)	Name of Assistant(s) / Action Description
GK	60:00		RUS					1 MOROZOVA N - Goalkeeper out
GK	60:00		KAZ					1 RAUSHANOVA A - Goalkeeper out

Goalkeeper Records

Team : RUS - Russian Federation

Team : KAZ - Kazakhstan

No	Name	SOG	SVS	MIP	No	Name	SOG	SVS	MIP
20	LESKINA Yulia	6	5	40:00	1	RAUSHANOVA Aizhan	74	62	60:00
1	MOROZOVA Nadezda	4	4	20:00	20	MOZHAYEVA Tatyana			

Game Statistics

Team : RUS (red)

Head Coach : ULYANKIN Alexander

No	Pos	Name	G	A	P	PIM	FO+	FO-	FO+/-	FO%	Shots on Goal					TS	+/-
											1	2	3	OT	TS		
2	D	GONCHARENKO Angelina +A	0	0	0	0	0	0	0	0.00	2	0	1		3	+3	
18	F	SOSINA Olga +A	3	2	5	0	0	0	0	0.00	2	1	1		4	+3	
19	F	SHOKHINA Anna	1	2	3	0	0	0	0	0.00	2	4	3		9	+3	
22	D	BATALOVA Mariia	0	0	0	0	0	0	0	0.00	3	1	1		5	+3	
26	F	DERGACHEVA Elena	1	3	4	2	16	6	10	72.73	2	3	0		5	+3	
8	F	GAVRILOVA Iya +C	3	3	6	0	0	1	-1	0.00	4	2	6		12	+3	
10	F	BELYAKOVA Liudmila	1	2	3	0	13	6	7	68.42	3	0	3		6	+3	
17	F	LEBEDEVA Ekaterina	1	2	3	0	2	0	2	100.00	1	1	1		3	+3	
21	D	SHCHUKINA Ann	0	0	0	2	0	0	0	0.00	0	3	1		4	+3	
29	D	NIKOLAEVA Ekaterina	0	0	0	0	0	0	0	0.00	2	0	1		3	+3	
9	F	VAFINA Alexandra	2	0	2	2	0	1	-1	0.00	1	0	1		2	+1	
12	D	PECHNIKOVA Mariia	0	0	0	0	0	0	0	0.00	0	2	2		4	+1	
13	D	ANANINA Ekaterina	0	0	0	0	0	0	0	0.00	1	0	0		1	+1	
14	F	BULATOVA Diana	0	1	1	0	13	6	7	68.42	1	0	0		1	+1	
15	F	PAVLOVA Valeriia	0	1	1	0	0	1	-1	0.00	2	3	1		6	+1	
3	D	VORONTCOVA Natalia	0	1	1	0	0	0	0	0.00	0	0	0		0	0	
7	F	DYUPINA Evgenia	0	0	0	0	0	0	0	0.00	0	0	0		0	0	
16	F	KIRILENKO Maria	0	0	0	0	0	1	-1	0.00	0	1	3		4	0	
25	F	SILINA Elena	0	0	0	0	2	1	1	66.67	0	0	1		1	0	
27	F	MITROFANOVA Elina	0	0	0	2	0	0	0	0.00	1	0	0		1	0	
1	GK	MOROZOVA Nadezda	0	0	0	0					0	0	0		0		
20	GK	LESKINA Yulia	0	0	0	0					0	0	0		0		
Total			12	17	29	8	46	23	23	66.67	27	21	26		74		

Team : KAZ (white)

Head Coach : MALTSEV Alexander

No	Pos	Name	G	A	P	PIM	FO+	FO-	FO+/-	FO%	Shots on Goal					TS	+/-
											1	2	3	OT	TS		
2	D	MOLDABAY Dariya	0	0	0	2	0	0	0	0.00	0	0	0		0	0	
3	F	TURSYNOVA Madina	0	0	0	0	2	4	-2	33.33	1	0	0		1	-3	
6	D	KHAMIMULDINOVA Azhar	0	0	0	6	0	0	0	0.00	0	1	0		1	0	
8	F	FUX Alena +A	0	0	0	0	0	2	-2	0.00	1	0	1		2	-2	
11	F	TUKHTIYEVA Zarina +C	1	0	1	2	10	21	-11	32.26	1	1	1		3	-3	
4	F	ASHIMOVA Pernesh	0	0	0	2	0	0	0	0.00	0	0	0		0	-2	
10	F	SHEGEBAYEVA Aray	0	0	0	0	10	10	0	50.00	0	0	0		0	-2	
12	F	RYSPEK Meruyert	0	0	0	0	1	3	-2	25.00	0	0	0		0	-3	
15	D	NURGALIYEVA Galiya +A	0	0	0	0	0	0	0	0.00	0	0	0		0	-7	
21	D	TULEUBAYEVA Assem	0	0	0	0	0	0	0	0.00	0	0	0		0	-5	
7	D	KUZNETSOVA Sofia	0	0	0	0	0	0	0	0.00	0	0	0		0	-1	
13	F	LIKHAUS Tatyana	0	0	0	0	0	3	-3	0.00	0	1	0		1	-2	
17	F	URPEKBAYEVA Saltanat	0	0	0	0	0	0	0	0.00	0	0	0		0	0	
19	F	FELZINK Karina	0	0	0	0	0	3	-3	0.00	0	0	2		2	-3	
24	D	NURMUKHAMBETOVA Svetlana	0	0	0	0	0	0	0	0.00	0	0	0		0	0	
9	F	FILIMONOVA Nadezhda	0	0	0	0	0	0	0	0.00	0	0	0		0	-1	
14	F	KALIULLA Aiya	0	0	0	0	0	0	0	0.00	0	0	0		0	0	

Timing and Results provided by TISSOT



Head Coach : MALTSEV Alexander

No	Pos	Name	G	A	P	PIM	FO+	FO-	FO+/-	FO%	Shots on Goal					+/-
											1	2	3	OT	TS	
16	F	RAMAZANOVA Elvira	0	0	0	0	0	0	0	0.00	0	0	0		0	0
18	D	MYNGZHASSAROVA Lazzat	0	0	0	0	0	0	0	0.00	0	0	0		0	0
22	F	OLZHABAYEVA Aida	0	0	0	0	0	0	0	0.00	0	0	0		0	-1
1	GK	RAUSHANOVA Aizhan	0	0	0	0					0	0	0		0	
20	GK	MOZHAYEVA Tatyana	0	0	0	0					0	0	0		0	
Total			1	0	1	12	23	46	-23	33.33	3	3	4		10	

Group B

R	Team	GP	W	OTW	OTL	L	GDF	GF : GA	PTS
1	RUS	1	1	0	0	0	+11	12 : 1	3
2	CAN	1	1	0	0	0	+6	7 : 1	3
3	KAZ	2	0	0	0	2	-17	2 : 19	0

	CAN	KAZ	RUS
CAN	*****	7:1	SUN 08 FEB 20:30
KAZ	1:7	*****	1:12
RUS	SUN 08 FEB 20:30	12:1	*****

LEGEND

(G) Goals in tournament	* does not count for Plus/minus	+/- Plus/minus net	+A Assistant captain
+C Captain	A Assists	D Defence	EQ Equal strength
ET/Res Penalty end time/Result of game	F Forward	FO- Face-offs lost	FO% Face-offs won as percentage
FO+ Face-offs won	FO+/- Face-offs net	G Goals	GA Goals against
GDF Goal difference	GF Goals for	GK Goalkeeper	GP Games played
L Losses	MIP Minutes in play (GK)	No Jersey number	OT Overtime
OTL Overtime losses	OTW Overtime wins	P Points	PIM Penalties in minutes
Pos Position	PP1 Power play - 1 player	PPG Power play goals	PTS Points
R Rank	SHG Shorthanded goals	SOG Shots on goal	SVS Saves
TTP Time on power play	TS Total shots	W Wins	

Timing and Results provided by **TISSOT**




Shot Chart

RUS - KAZ

Shots by RUS


Goals (o): 4 SSG (+): 23
SSP (-): 7 SPG (-): 7



GK 1 of KAZ

Shots by KAZ

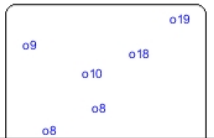
Goals (o): 1 SSG (+): 2
SSP (-): 2 SPG (-): 2



GK 20 of RUS

Shots by RUS

Goals (o): 6 SSG (+): 20
SSP (-): 9 SPG (-): 6



GK 1 of KAZ

Shots by KAZ

Goals (o): 0 SSG (+): 3
SSP (-): 3 SPG (-): 2



GK 20 of RUS

Shots by RUS

Goals (o): 2 SSG (+): 19
SSP (-): 3 SPG (-): 14



GK 1 of KAZ

Shots by KAZ

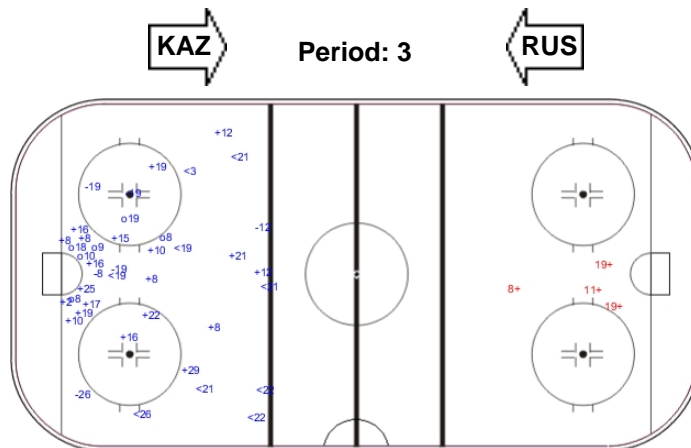
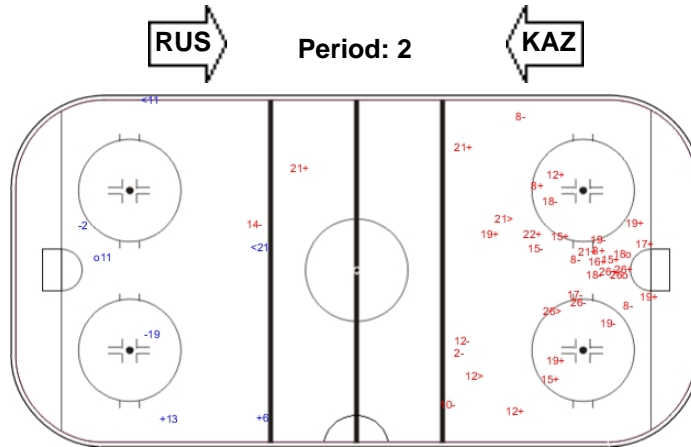
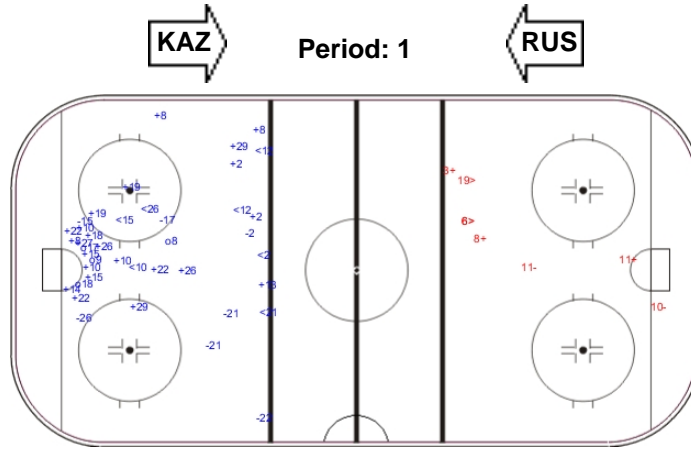
Goals (o): 0 SSG (+): 4
SSP (-): 0 SPG (-): 0



GK 1 of RUS



GK 20 of RUS



LEGEND

GK Goalkeeper **SPG** Shots past goal **SSG** Shots saved by goalkeeper **SSP** Shots saved by player

Timing and Results provided by **TISSOT**



Face-off Chart

RUS - KAZ

PERIOD 1

	RUS		KAZ		RUS		KAZ		RUS		KAZ	
	Def. zone	Att. zone	Neutral zone	Neutral zone	Att. zone	Def. zone	Att. zone	Def. zone	Att. zone	Def. zone	Att. zone	
	- 10	+ 10	- 26	+ 11	+ 14	- 11						
	- 26	+ 3	+ 14	- 11	+ 26	- 10						
	+ 10	- 10	+ 26	- 10	+ 10	- 11						
	+ 17	- 10	+ 26	- 10	+ 26	- 12						
	- 9	+ 10	- 14	+ 10	+ 10	- 11						
			+ 26	- 13	+ 14	- 19						
			- 14	+ 10	+ 26	- 11						
			- 10	+ 11	+ 10	- 19						
					+ 26	- 12						
					+ 10	- 13						
					+ 26	- 11						
					+ 14	- 13						
					- 14	+ 11						
Total wins / period	2 / 40%	3 / 60%	4 / 50%	4 / 50%	12 / 92%	1 / 8%	Total wins all zones					
							RUS	KAZ				
							18 / 69%	8 / 31%				

PERIOD 2

	RUS		KAZ		RUS		KAZ		RUS		KAZ	
	Def. zone	Att. zone	Neutral zone	Neutral zone	Att. zone	Def. zone	Att. zone	Def. zone	Att. zone	Def. zone	Att. zone	
	+ 14	- 11	- 8	+ 11	- 26	+ 10						
	+ 14	- 11	- 26	+ 3	+ 14	- 3						
	- 26	+ 10	+ 26	- 10	+ 10	- 10						
			+ 10	- 3	- 10	+ 11						
			+ 26	- 11	+ 14	- 11						
					+ 14	- 10						
					+ 10	- 11						
					- 14	+ 10						
					- 10	+ 11						
					- 25	+ 11						
					+ 17	- 11						
					- 15	+ 12						
Total wins / period	2 / 67%	1 / 33%	3 / 60%	2 / 40%	6 / 50%	6 / 50%	Total wins all zones					
							RUS	KAZ				
							11 / 55%	9 / 45%				

PERIOD 3

	RUS		KAZ		RUS		KAZ		RUS		KAZ	
	Def. zone	Att. zone	Neutral zone	Neutral zone	Att. zone	Def. zone	Att. zone	Def. zone	Att. zone	Def. zone	Att. zone	
	- 14	+ 11	+ 26	- 11	+ 10	- 10						
			- 10	+ 11	+ 26	- 11						
			+ 26	- 8	+ 26	- 11						
			- 10	+ 10	+ 25	- 3						
			+ 10	- 11	+ 26	- 11						
			+ 10	- 19	+ 14	- 3						
			- 26	+ 11	+ 26	- 11						
			+ 25	- 10	+ 10	- 12						
			- 14	+ 10	+ 14	- 11						
			+ 14	- 11	+ 14	- 8						
Total wins / period							Total wins all zones					
							RUS	KAZ				
							17 / 74%	6 / 26%				



			+ 10	- 11
			- 16	+ 10
0 / 0%	1 / 100%	6 / 60%	4 / 40%	11 / 92%
			1 / 8%	

TOTAL

Total wins / game	RUS		KAZ		RUS		KAZ		Total wins all zones	
	Def. zone	Att. zone	Neutral zone	Neutral zone	Att. zone	Def. zone	Def. zone	Def. zone	RUS	KAZ
	4 / 44%	5 / 56%	13 / 57%	10 / 43%	29 / 78%	8 / 22%	46 / 67%	23 / 33%		




HEAD TO HEAD

		KAZ										
No.	3	8	10	11	12	13	19	Tot	wins RUS	Dz	Nz	Az
RUS	8			0 - 1				1	0 0%		0 0%	
	9			0 - 1				1	0 0%	0 0%		
	10	1 - 0		3 - 2	5 - 4	1 - 0	1 - 0	19	13 68%	1 50%	3 50%	9 82%
	14	2 - 0	1 - 0	1 - 4	7 - 2		1 - 0	19	13 68%	2 67%	2 40%	9 82%
	15					0 - 1		1	0 0%			0 0%
	16			0 - 1				1	0 0%			0 0%
	17			1 - 0	1 - 0			2	2 100%	1 100%		1 100%
	25	1 - 0		1 - 0	0 - 1			3	2 67%		1 100%	1 50%
	26	0 - 2	1 - 0	4 - 2	8 - 2	2 - 0	1 - 0	22	16 73%	0 0%	7 70%	9 90%
Tot	6	2	20	31	4	3	3	69	46 67%	4 44%	13 57%	29 78%
wins KAZ	2 33%	0 0%	10 50%	10 32%	1 25%	0 0%	0 0%	23 33%				
Dz	0 0%	0 0%	3 43%	4 22%	1 25%	0 0%	0 0%	8 22%				
Nz	1 50%	0 0%	4 50%	5 50%		0 0%	0 0%	10 43%				
Az	1 100%		3 60%	1 33%				5 56%				

LEGEND

Az Attacking zone **Dz** Defending zone **Nz** Neutral zone **Tot** Total face-offs played

Timing and Results provided by  TISSOT



Game Roster

CAN - RUS

Referee(s)

KETONEN Kaisa (FIN)

Goalkeepers

Team: CAN

No	Name	GP	MIP	GA	SVS	SOG	SVS%	GAA
1	ROUSSEAU-SIROIS Elodie	1	29:44	1	1	2	50.00	2.02
30	KESTERIS Nicole	1	30:16	0	8	8	100.00	0.00

Team Roster

Team: CAN (red)

No	Pos	Name	GP	G	A	PTS	PIM	+/-
1	GK	ROUSSEAU-SIROIS Elodie	1	0	0	0	0	
2	F	POLCI Bree	1	1	1	2	2	+2
6	F	FICKEL Jessica	1	1	0	1	0	+2
7	F	NORMORE Alexa	0	0	0	0	0	0
8	F	HOUSTON Tess	1	0	0	0	0	0
10	D	CASORSO Sarah	1	0	1	1	0	+1
11	D	GOSLING Katelyn	1	0	4	4	0	+3
12	F	LITCHFIELD-MEDD Maggie	1	0	1	1	0	+1
13	D	FLINTON Julia	1	0	0	0	0	+1
14	D	FOURACRES Brittney +A	1	1	0	1	0	+1
17	D	VISSER Keirstin	1	0	0	0	0	+1
19	F	BROOKER Laura +C	1	0	2	2	0	+2
20	F	LANCELEVE Breanna	1	1	0	1	0	+2
21	F	McHAFFIE Morgan +A	1	1	0	1	2	+2
22	F	BARKER Ariane	1	1	0	1	0	+2
23	D	MANTHA Elizabeth	1	0	0	0	0	+3
25	F	MACKNIGHT Jenny	1	0	0	0	0	+2
27	F	ODDY Daley	1	1	1	2	0	+1
29	F	KAMPJES Jessica	1	0	0	0	0	-1
30	GK	KESTERIS Nicole	1	0	0	0	0	

Head Coach: REMPEL Jon

Linesmen

ANDERSSON Liv (SWE) , STEWART Brienne (USA)

Team: RUS

No	Name	GP	MIP	GA	SVS	SOG	SVS%	GAA
1	MOROZOVA Nadezda	1	20:00	0	4	4	100.00	0.00
20	LESKINA Yulia	1	40:00	1	5	6	83.33	1.50


Team: RUS (white)

No	Pos	Name	GP	G	A	PTS	PIM	+/-
1	GK	MOROZOVA Nadezda	1	0	0	0	0	
2	D	GONCHARENKO Angelina +A	1	0	0	0	0	+3
3	D	VORONTCOVA Natalia	1	0	1	1	0	0
7	F	DYUPINA Evgenia	1	0	0	0	0	0
8	F	GAVRILOVA Iya +C	1	3	3	6	0	+3
9	F	VAFINA Alexandra	1	2	0	2	2	+1
10	F	BELYAKOVA Liudmila	1	1	2	3	0	+3
12	D	PECHNIKOVA Mariia	1	0	0	0	0	+1
13	D	ANANINA Ekaterina	1	0	0	0	0	+1
14	F	BULATOVA Diana	1	0	1	1	0	+1
15	F	PAVLOVA Valeriia	1	0	1	1	0	+1
16	F	KIRILENKO Maria	1	0	0	0	0	0
17	F	LEBEDEVA Ekaterina	1	1	2	3	0	+3
18	F	SOSINA Olga +A	1	3	2	5	0	+3
19	F	SHOKHINA Anna	1	1	2	3	0	+3
20	GK	LESKINA Yulia	1	0	0	0	0	
21	D	SHCHUKINA Ann	1	0	0	0	2	+3
22	D	BATALOVA Mariia	1	0	0	0	0	+3
25	F	SILINA Elena	1	0	0	0	0	0
26	F	DERGACHEVA Elena	1	1	3	4	2	+3
27	F	MITROFANOVA Elina	1	0	0	0	2	0
29	D	NIKOLAEVA Ekaterina	1	0	0	0	0	+3

Head Coach: ULYANKIN Alexander

LEGEND

A Assists	D Defence	F Forward	G Goals
GA Goals against	GAA Goals against as average per 60 minutes	GK Goalkeeper	GP Games played
MIP Minutes and seconds played	No Jersey number	PIM Penalties in minutes	Pos Position
PTS Points	SOG Shots on goal	SVS Saves	SVS% Saves in percentage
+/- Plus/minus net	+A Assistant captain	+C Captain	

Timing and Results provided by 



Line-Ups

CAN - RUS

Referee(s)

KETONEN Kaisa (FIN)

Linesmen

ANDERSSON Liv (SWE) , STEWART Brienne (USA)

Goalkeepers

Team: CAN

No Name

1 ROUSSEAU-SIROIS Elodie
30 KESTERIS Nicole

Team Line-ups

Team: CAN (red)

No Pos Name

14	D	FOURACRES Brittney +A
17	D	VISSER Keirstin
6	F	FICKEL Jessica
19	F	BROOKER Laura +C
21	F	McHAFFIE Morgan +A
10	D	CASORSO Sarah
13	D	FLINTON Julia
2	F	POLCI Bree
12	F	LITCHFIELD-MEDD Maggie
20	F	LANCELEVE Breanna
11	D	GOSLING Katelyn
23	D	MANTHA Elizabeth
7	F	NORMORE Alexa
27	F	ODDY Daley
29	F	KAMPJES Jessica
8	F	HOUSTON Tess
22	F	BARKER Ariane
25	F	MACKNIGHT Jenny

Head Coach: REMPEL Jon

Team: RUS

No Name

20 LESKINA Yulia
1 MOROZOVA Nadezda

Team: RUS (white)

No Pos Name

2	D	GONCHARENKO Angelina +A
22	D	BATALOVA Mariia
18	F	SOSINA Olga +A
19	F	SHOKHINA Anna
26	F	DERGACHEVA Elena
21	D	SHCHUKINA Ann
29	D	NIKOLAEVA Ekaterina
8	F	GAVRILOVA Iya +C
10	F	BELYAKOVA Liudmila
17	F	LEBEDEVA Ekaterina
12	D	PECHNIKOVA Mariia
13	D	ANANINA Ekaterina
9	F	VAFINA Alexandra
14	F	BULATOVA Diana
15	F	PAVLOVA Valeriia
3	D	VORONTKOVA Natalia
7	F	DYUPINA Evgenia
16	F	KIRILENKO Maria
25	F	SILINA Elena
27	F	MITROFANOVA Eliina

Head Coach: ULYANKIN Alexander

LEGEND

D	Defence	F	Forward	No	Jersey number	Pos	Position
+A	Assistant captain	+C	Captain				

Timing and Results provided by **TISSOT**



Graphical Line-Ups

CAN - RUS

Referee(s)

KETONEN Kaisa (FIN)

Linesmen

ANDERSSON Liv (SWE) , STEWART Brienne (USA)

Team: CAN - Canada (red)

Head Coach: REMPEL Jon

S1 1 ROUSSEAU-SIROIS Elodie		
30 KESTERIS Nicole		
S3 17 VISSER Keirstin	S2 14 FOURACRES Brittney +A	
S5 19 BROOKER Laura +C	S6 21 McHAFFIE Morgan +A	S4 6 FICKEL Jessica
10 CASORSO Sarah		13 FLINTON Julia
12 LITCHFIELD-MEDD Maggie	2 POLCI Bree	20 LANCELEVE Breanna
11 GOSLING Katelyn		23 MANTHA Elizabeth
29 KAMPJES Jessica	7 NORMORE Alexa	27 ODDY Daley
25 MACKNIGHT Jenny		8 HOUSTON Tess
		22 BARKER Ariane

Team: RUS - Russian Federation (white)

Head Coach: ULYANKIN Alexander

S1 20 LESKINA Yulia		
1 MOROZOVA Nadezda		
S3 22 BATALOVA Mariia	S2 2 GONCHARENKO Angelina +A	
S4 18 SOSINA Olga +A	S6 26 DERGACHEVA Elena	S5 19 SHOKHINA Anna
29 NIKOLAEVA Ekaterina		21 SHCHUKINA Ann
17 LEBEDEVA Ekaterina	10 BELYAKOVA Liudmila	8 GAVRILOVA Iya +C
13 ANANINA Ekaterina		12 PECHNIKOVA Mariia
9 VAFINA Alexandra	14 BULATOVA Diana	15 PAVLOVA Valeriia
3 VORONTCOVA Natalia		16 KIRILENKO Maria
7 DYUPINA Evgenia	25 SILINA Elena	27 MITROFANOVA Elina

LEGEND

Sn Starting position

+A Assistant captain

+C Captain

Timing and Results provided by **TISSOT**



Game Summary

CAN - RUS 1 - 3 (0 - 1 , 0 - 1 , 1 - 1)

Spectators	Referee(s)	Linesmen
350	KETONEN Kaisa (FIN)	ANDERSSON Liv (SWE) , STEWART Brienne (USA)

Team Statistics

Period	Score	SVS	SOG	PIM	TPP	PPG	SHG
1	0 : 1	12 : 12	12 : 13	6 : 10	08:00 : 02:55	0 : 1	0 : 0
2	0 : 1	7 : 7	7 : 8	0 : 4	04:00 : 00:00	0 : 0	0 : 0
3	1 : 1	8 : 11	12 : 9	2 : 4	03:03 : 02:00	1 : 0	0 : 0
Total	1 : 3	27 : 30	31 : 30	8 : 18	15:03 : 04:55	1 : 1	0 : 0

1st Period

Action	Time	ET/Res	Team	Type	No	Name	(G)	Name of Assistant(s) / Action Description
GK	00:00		CAN		1	ROUSSEAU-SIROIS E		- Goalkeeper in
GK	00:00		RUS		20	Leskina Y		- Goalkeeper in
Penalty	00:58	02:58	RUS	2 min.	10	BELYAKOVA L		- Tripping
Penalty	05:07	07:07	CAN	2 min.	10	CASORSO S		- High Sticking
Penalty	07:23	08:18	CAN	2 min.	29	KAMPJES J		- Roughing
Goal	08:18	0 : 1	RUS	PP1	8	GAVRILOVA I	(4)	18 Sosina O 19 SHOKHINA A On Ice CAN 1 12 14 17 21 RUS 20 8 18 19 21 26 *
Penalty	09:10	11:10	RUS	2 min.	13	ANANINA E		- Illegal Hit
Penalty	13:50	15:50	RUS	2 min.	8	GAVRILOVA I		- Holding an opponent
Penalty	16:00	18:00	RUS	2 min.	14	BULATOVA D		- Illegal Hit
Penalty	16:00	18:00	CAN	2 min.	12	LITCHFIELD-MEDD M		- Illegal Hit
Penalty	17:58	19:58	RUS	2 min.	12	PECHNIKOVA M		- Hooking

2nd Period

Action	Time	ET/Res	Team	Type	No	Name	(G)	Name of Assistant(s) / Action Description
Goal	23:46	0 : 2	RUS	EQ	19	SHOKHINA A	(2)	26 DERGACHEVA E 18 Sosina O On Ice CAN 1 6 14 17 19 20 RUS 20 18 19 22 26 29
Penalty	32:09	34:09	RUS	2 min.	21	SHCHUKINA A		- Slashing
Penalty	34:52	36:52	RUS	2 min.	21	SHCHUKINA A		- Cross-Checking

3rd Period

Action	Time	ET/Res	Team	Type	No	Name	(G)	Name of Assistant(s) / Action Description
Penalty	44:30	46:30	CAN	2 min.	21	McHAFFIE M		- Hooking
Penalty	50:56	51:59	RUS	2 min.	18	Sosina O		- Slashing
Goal	51:59	1 : 2	CAN	PP1	20	LANCELEVE B	(2)	7 NORMORE A On Ice CAN 1 7 11 13 20 29 RUS 20 8 17 22 29 *
Penalty	55:37	57:37	RUS	2 min.	10	BELYAKOVA L		- Cross-Checking
GK	58:20		CAN					1 ROUSSEAU-SIROIS E - Goalkeeper out
Time-out	59:15		CAN					
Goal	59:29	1 : 3	RUS	EQ ENG	26	DERGACHEVA E	(2)	19 SHOKHINA A On Ice CAN 7 11 13 20 22 29 RUS 20 2 18 19 22 26
GK	59:29		CAN		1	ROUSSEAU-SIROIS E		- Goalkeeper in
GK	60:00		CAN					1 ROUSSEAU-SIROIS E - Goalkeeper out
GK	60:00		RUS					20 Leskina Y - Goalkeeper out

Goalkeeper Records

Team : CAN - Canada

Team : RUS - Russian Federation

No	Name	SOG	SVS	MIP	No	Name	SOG	SVS	MIP
1	ROUSSEAU-SIROIS Elodie	29	27	58:51	20	LESKINA Yulia	31	30	60:00
30	KESTERIS Nicole				1	MOROZOVA Nadezda			

Game Statistics

Timing and Results provided by **TISSOT**



Preliminary round - Group B, Game 7

Team : CAN (red)

Head Coach : REMPEL Jon

No	Pos	Name	G	A	P	PIM	FO+	FO-	FO+/-	FO%	Shots on Goal					+/-
											1	2	3	OT	TS	
6	F	FICKEL Jessica	0	0	0	0	8	2	6	80.00	0	0	0	0	0	-1
14	D	FOURACRES Brittney +A	0	0	0	0	0	0	0	0.00	1	0	0	1	-1	
17	D	VISSER Keirstin	0	0	0	0	0	0	0	0.00	0	1	0	1	-1	
19	F	BROOKER Laura +C	0	0	0	0	2	2	0	50.00	1	1	3	5	-1	
21	F	McHAFFIE Morgan +A	0	0	0	2	10	8	2	55.56	1	0	1	2	0	
2	F	POLCI Bree	0	0	0	0	1	0	1	100.00	1	1	0	2	0	
10	D	CASORSO Sarah	0	0	0	2	0	0	0	0.00	1	0	2	3	0	
12	F	LITCHFIELD-MEDD Maggie	0	0	0	2	0	0	0	0.00	0	0	0	0	0	
13	D	FLINTON Julia	0	0	0	0	0	0	0	0.00	1	1	0	2	-1	
20	F	LANCELEVE Breanna	1	0	1	0	0	0	0	0.00	2	1	1	4	-2	
7	F	NORMORE Alexa	0	1	1	0	9	11	-2	45.00	1	0	0	1	-1	
11	D	GOSLING Katelyn	0	0	0	0	0	0	0	0.00	1	1	1	3	-1	
23	D	MANTHA Elizabeth	0	0	0	0	0	0	0	0.00	0	0	0	0	0	
27	F	ODDY Daley	0	0	0	0	1	0	1	100.00	0	0	1	1	0	
29	F	KAMPJES Jessica	0	0	0	2	0	0	0	0.00	1	1	2	4	-1	
8	F	HOUSTON Tess	0	0	0	0	8	3	5	72.73	0	0	0	0	0	
22	F	BARKER Ariane	0	0	0	0	1	0	1	100.00	1	0	1	2	-1	
25	F	MACKNIGHT Jenny	0	0	0	0	0	0	0	0.00	0	0	0	0	0	
1	GK	ROUSSEAU-SIROIS Elodie	0	0	0	0	0	0	0	0.00	0	0	0	0	0	
30	GK	KESTERIS Nicole	0	0	0	0	0	0	0	0.00	0	0	0	0	0	
Total			1	1	2	8	40	26	14	60.61	12	7	12	31		

Team : RUS (white)

Head Coach : ULYANKIN Alexander

No	Pos	Name	G	A	P	PIM	FO+	FO-	FO+/-	FO%	Shots on Goal					+/-
											1	2	3	OT	TS	
2	D	GONCHARENKO Angelina +A	0	0	0	0	0	0	0	0.00	1	0	0	1	+1	
18	F	SOSINA Olga +A	0	2	2	2	1	2	-1	33.33	1	0	2	3	+2	
19	F	SHOKHINA Anna	1	2	3	0	0	5	-5	0.00	2	2	2	6	+2	
22	D	BATALOVA Mariia	0	0	0	0	0	0	0	0.00	0	0	0	0	+2	
26	F	DERGACHEVA Elena	1	1	2	0	15	13	2	53.57	2	0	1	3	+2	
8	F	GAVRILOVA Iya +C	1	0	1	2	3	2	1	60.00	3	0	1	4	0	
10	F	BELYAKOVA Liudmila	0	0	0	4	3	9	-6	25.00	1	1	0	2	0	
17	F	LEBEDEVA Ekaterina	0	0	0	0	0	2	-2	0.00	1	2	0	3	0	
21	D	SHCHUKINA Ann	0	0	0	4	0	0	0	0.00	1	0	0	1	0	
29	D	NIKOLAEVA Ekaterina	0	0	0	0	0	0	0	0.00	0	0	0	0	+1	
9	F	VAFINA Alexandra	0	0	0	0	0	2	-2	0.00	0	1	2	3	0	
12	D	PECHNIKOVA Mariia	0	0	0	2	0	0	0	0.00	1	0	0	1	0	
13	D	ANANINA Ekaterina	0	0	0	2	0	0	0	0.00	0	0	0	0	0	
14	F	BULATOVA Diana	0	0	0	2	2	5	-3	28.57	0	0	0	0	0	
15	F	PAVLOVA Valeriia	0	0	0	0	2	0	2	100.00	0	2	1	3	0	
3	D	VORONTCOVA Natalia	0	0	0	0	0	0	0	0.00	0	0	0	0	0	
7	F	DYUPINA Evgenia	0	0	0	0	0	0	0	0.00	0	0	0	0	0	
16	F	KIRILENKO Maria	0	0	0	0	0	0	0	0.00	0	0	0	0	0	
25	F	SILINA Elena	0	0	0	0	0	0	0	0.00	0	0	0	0	0	
27	F	MITROFANOVA Elina	0	0	0	0	0	0	0	0.00	0	0	0	0	0	
1	GK	MOROZOVA Nadezda	0	0	0	0	0	0	0	0.00	0	0	0	0	0	
20	GK	LESKINA Yulia	0	0	0	0	0	0	0	0.00	0	0	0	0	0	
Total			3	5	8	18	26	40	-14	39.39	13	8	9	30		

Group B

R	Team	GP	W	OTW	OTL	L	GDF	GF : GA	PTS
1	RUS	2	2	0	0	0	+13	15 : 2	6
2	CAN	2	1	0	0	1	+4	8 : 4	3
3	KAZ	2	0	0	0	2	-17	2 : 19	0

	CAN	KAZ	RUS
CAN	*****	7:1	1:3
KAZ	1:7	*****	1:12
RUS	3:1	12:1	*****



LEGEND							
(G)	Goals in tournament	*	does not count for Plus/minus	+/-	Plus/minus net	+A	Assistant captain
+C	Captain	A	Assists	D	Defence	ENG	Empty net goal
EQ	Equal strength	ET/Res	Penalty end time/Result of game	F	Forward	FO-	Face-offs lost
FO%	Face-offs won as percentage	FO+	Face-offs won	FO+/-	Face-offs net	G	Goals
GA	Goals against	GDF	Goal difference	GF	Goals for	GK	Goalkeeper
GP	Games played	L	Losses	MIP	Minutes in play (GK)	No	Jersey number
OT	Overtime	OTL	Overtime losses	OTW	Overtime wins	P	Points
PIM	Penalties in minutes	Pos	Position	PP1	Power play - 1 player	PPG	Power play goals
PTS	Points	R	Rank	SHG	Shorthanded goals	SOG	Shots on goal
SVS	Saves	TPP	Time on power play	TS	Total shots	W	Wins



Shot Chart

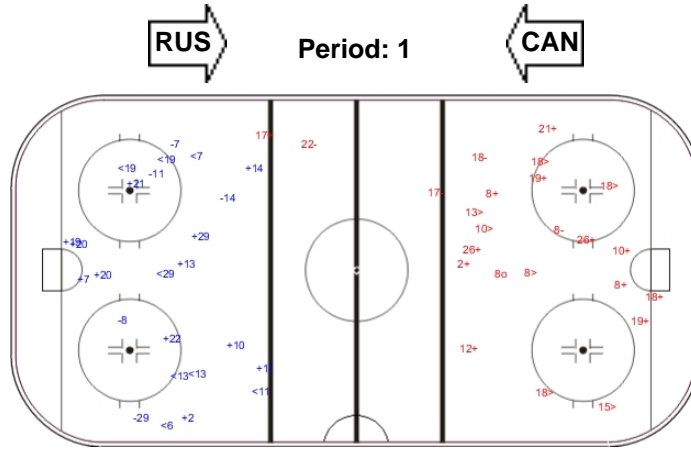
CAN - RUS

Shots by CAN

Goals (o): 0 SSG (+): 12
SSP (-): 8 SPG (-): 5



GK 20 of RUS



Shots by RUS

Goals (o): 1 SSG (+): 12
SSP (>): 7 SPG (-): 4



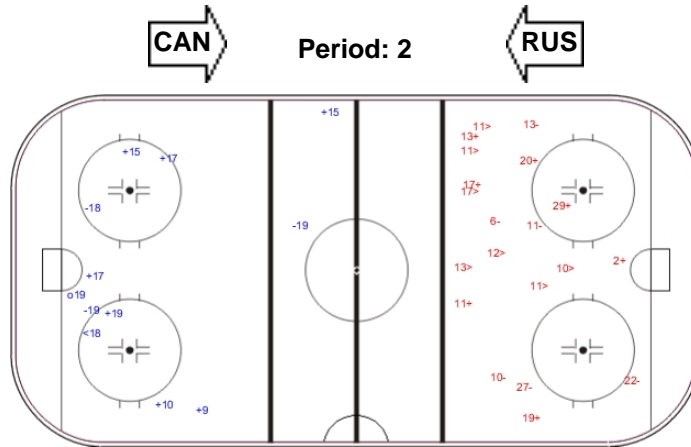
GK 1 of CAN

Shots by RUS

Goals (o): 1 SSG (+): 7
SSP (<): 1 SPG (-): 3



GK 1 of CAN



Shots by CAN

Goals (o): 0 SSG (+): 7
SSP (>): 7 SPG (-): 6



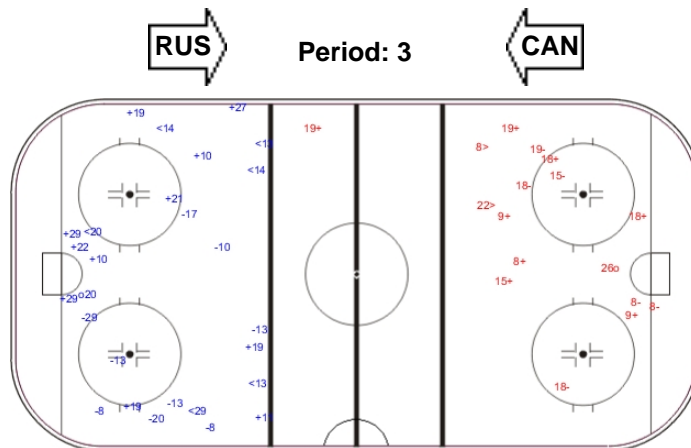
GK 20 of RUS

Shots by CAN

Goals (o): 1 SSG (+): 11
SSP (<): 6 SPG (-): 9



GK 20 of RUS




Shots by RUS

Goals (o): 1 SSG (+): 8
SSP (>): 2 SPG (-): 6



GK 1 of CAN



ENG

LEGEND

ENG Empty net goal GK Goalkeeper SPG Shots past goal SSG Shots saved by goalkeeper SSP Shots saved by player

Timing and Results provided by TISSOT



Face-off Chart

CAN - RUS

PERIOD 1

	CAN		RUS		CAN		RUS		
	Def. zone	Att. zone	Neutral zone	Neutral zone	Att. zone	Def. zone	Def. zone		
	+6	-26	-21	+26	+7	-26			
	+7	-9	+2	-17	+8	-17			
	+8	-18	-7	+14	-21	+26			
	-7	+26	+8	-10	-21	+26			
	-7	+26	+7	-26	+21	-26			
	-8	+26	+7	-8	+6	-9			
	-21	+8	-7	+26	+6	-19			
	+21	-26			+6	-19			
					+7	-19			
					-19	+15			
					-21	+26			
					+7	-8			
Total wins / period	4 / 50%	4 / 50%	4 / 57%	3 / 43%	8 / 67%	4 / 33%	Total wins all zones		
							CAN	RUS	
							16 / 59%	11 / 41%	

PERIOD 2

	CAN		RUS		CAN		RUS		
	Def. zone	Att. zone	Neutral zone	Neutral zone	Att. zone	Def. zone	Def. zone		
	+6	-10	-21	+26	-8	+26			
	+19	-26	+7	-10	+6	-14			
	+21	-19	+8	-14	+27	-10			
			+21	-10	-7	+26			
			+21	-10	-6	+10			
			-7	+14	-7	+18			
			+8	-14					
			-19	+10					
			-21	+15					
			+8	-26					
			+7	-10					
Total wins / period	3 / 100%	0 / 0%	7 / 64%	4 / 36%	2 / 33%	4 / 67%	Total wins all zones		
							CAN	RUS	
							12 / 60%	8 / 40%	

PERIOD 3

	CAN		RUS		CAN		RUS		
	Def. zone	Att. zone	Neutral zone	Neutral zone	Att. zone	Def. zone	Def. zone		
	-21	+26	+21	-26	+8	-14			
	+19	-14	+7	-10	+21	-10			
	-8	+26	+21	-26	-7	+8			
	+8	-19	+22	-26	-7	+8			
	-7	+26	+6	-26	-7	+26			
	-6	+10			+6	-26			
	+21	-26							
	+21	-18							
Total wins / period	4 / 50%	4 / 50%	5 / 100%	0 / 0%	3 / 50%	3 / 50%	Total wins all zones		
							CAN	RUS	
							12 / 63%	7 / 37%	



TOTAL

Total wins / game	CAN		RUS		CAN		RUS		Total wins all zones	
	Def. zone	Att. zone	Neutral zone	Neutral zone	Att. zone	Def. zone	Def. zone	Att. zone	CAN	RUS
	11 / 58%	8 / 42%	16 / 70%	7 / 30%	13 / 54%	11 / 46%	40 / 61%	26 / 39%		



HEAD TO HEAD

		RUS									Tot	wins CAN	Dz	Nz	Az
No.	8	9	10	14	15	17	18	19	26						
CAN	2					1 - 0					1	1 100%		1 100%	
	6		1 - 0	1 - 2	1 - 0				2 - 0	3 - 0	10	8 80%	2 67%	1 100%	5 83%
	7	2 - 2	1 - 0	3 - 0	0 - 2			0 - 1	1 - 0	2 - 6	20	9 45%	1 25%	5 63%	3 38%
	8			1 - 0	3 - 0		1 - 0	1 - 0	1 - 0	1 - 3	11	8 73%	2 50%	4 100%	2 67%
	19			0 - 1	1 - 0	0 - 1				1 - 0	4	2 50%	2 100%	0 0%	0 0%
	21	0 - 1		3 - 0		0 - 1		1 - 0	1 - 0	5 - 6	18	10 56%	4 67%	4 57%	2 40%
	22									1 - 0	1	1 100%		1 100%	
	27			1 - 0							1	1 100%			1 100%
Tot	5	2	12	7	2	2	3	5	28	66	40 61%	11 58%	16 70%	13 54%	
wins RUS	3 60%	0 0%	3 25%	2 29%	2 100%	0 0%	1 33%	0 0%	15 54%	26 39%					
Dz	2 67%	0 0%	1 33%	0 0%	1 100%	0 0%	1 100%	0 0%	6 67%	11 46%					
Nz	0 0%		1 14%	2 50%	1 100%	0 0%			3 33%	7 30%					
Az	1 100%	0 0%	1 50%	0 0%			0 0%	0 0%	6 60%	8 42%					

LEGEND

Az Attacking zone **Dz** Defending zone **Nz** Neutral zone **Tot** Total face-offs played

Timing and Results provided by **TISSOT**



WINTER
UNIVERSIADE
GRANADA 2015



RESULT BOOK
ICE HOCKEY

Men



Competition Schedule

As of FRI 13 FEB 2015

Date	Start Time	Game	Location
TUE 3 FEB	13:30	Preliminary Round - Group C, Game 1 KAZ vs JPN	Granada Sport Palace
	17:00	Preliminary Round - Group B, Game 2 KOR vs CAN	Granada Sport Palace
	20:30	Preliminary Round - Group B, Game 3 RUS vs SWE	Granada Sport Palace
WED 4 FEB	13:30	Preliminary Round - Group A, Game 4 SVK vs CZE	Granada Sport Palace
	20:30	Preliminary Round - Group A, Game 5 CHN vs ESP	Granada Sport Palace
THU 5 FEB	13:30	Preliminary Round - Group B, Game 6 RUS vs KOR	Granada Sport Palace
	17:00	Preliminary Round - Group B, Game 7 CAN vs SWE	Granada Sport Palace
	20:30	Preliminary Round - Group C, Game 8 USA vs JPN	Granada Sport Palace
FRI 6 FEB	17:00	Preliminary Round - Group A, Game 9 ESP vs CZE	Granada Sport Palace
	20:30	Preliminary Round - Group A, Game 10 SVK vs CHN	Granada Sport Palace
SAT 7 FEB	13:30	Preliminary Round - Group B, Game 11 SWE vs KOR	Granada Sport Palace
	17:00	Preliminary Round - Group B, Game 12 CAN vs RUS	Granada Sport Palace
	20:30	Preliminary Round - Group C, Game 13 KAZ vs USA	Granada Sport Palace
SUN 8 FEB	17:00	Preliminary Round - Group A, Game 14 CZE vs CHN	Granada Sport Palace
	20:30	Preliminary Round - Group A, Game 15 ESP vs SVK	Granada Sport Palace
TUE 10 FEB	13:30	Qualifications, Game 16 JPN vs CHN	Granada Sport Palace
	17:00	Qualifications, Game 18 USA vs SWE	Granada Sport Palace
	20:30	Qualifications, Game 17 ESP vs KOR	Granada Sport Palace
WED 11 FEB	13:30	Quarterfinals, Game 19 RUS vs SVK	Granada Sport Palace
	17:00	Quarterfinals, Game 20 CZE vs KOR	Granada Sport Palace
	20:30	Quarterfinals, Game 21 CAN vs USA	Granada Sport Palace
	21:15	Quarterfinals, Game 22 KAZ vs JPN	Mulhacen Pavilion
THU 12 FEB	13:30	Classifications (9-11), Game 23 SWE vs ESP	Granada Sport Palace
	17:00	Classifications (5-8), Game 24 SVK vs USA	Mulhacen Pavilion
	20:30	Classifications (5-8), Game 25 JPN vs KOR	Mulhacen Pavilion
FRI 13 FEB	13:30	Classifications (9-11), Game 26 ESP vs CHN	Granada Sport Palace
	17:00	Semifinals, Game 27 CAN vs RUS	Granada Sport Palace
	17:00	Classifications (7-8), Game 28 USA vs KOR	Mulhacen Pavilion
	20:30	Semifinals, Game 29 CZE vs KAZ	Granada Sport Palace
	20:30	Classifications (5-6), Game 30 SVK vs JPN	Mulhacen Pavilion
SAT 14 FEB	11:00	Classifications (9-11), Game 31 CHN vs SWE	Mulhacen Pavilion
	12:00	Bronze Medal Game - Game 32 CAN vs CZE	Granada Sport Palace
	16:00	Gold Medal Game - Game 33 KAZ vs RUS	Granada Sport Palace



Team Roster

REVISED
3 FEB 12:28

As of TUE 3 FEB 2015

Initial Registration 2 FEB 2015 *

CAN - Canada

No	Name	Pos	Shoots/ Catches	Height m / ft in	Weight kg / lbs	Date of Birth	Club	Registration *
1	LAZARUK Kristopher Robert	GK	L	1.85 / 6'1"	86 / 190	6 JUN 1988	University of Calgary	
3	DELAHEY Matthew Kenneth	D	L	1.87 / 6'2"	83 / 183	25 SEP 1989	University of Saskatchewan	
4	CURRAN Kodie James	D	L	1.87 / 6'2"	90 / 198	18 DEC 1989	University of Calgary	
5	PAULSEN Luke Eric	D	R	1.82 / 6'0"	86 / 190	28 SEP 1992	University of Manitoba	
6	McFAULL Kendall	D	L	1.90 / 6'3"	94 / 207	10 APR 1992	University of Saskatchewan	
7	MAXWELL Stanley Mitchell	F	L	1.83 / 6'0"	88 / 194	3 DEC 1990	University of Lethbridge	
8	MANNING Neil Alton	D	L	1.80 / 5'11"	84 / 185	12 MAY 1991	University of British Columbia	
9	PEARCE Elgin James Milton	F	R	1.85 / 6'1"	77 / 170	7 FEB 1992	University of Calgary	
10	COLLINS Christopher James	F	L	1.85 / 6'1"	93 / 205	18 APR 1992	University of Calgary	
11	REDDICK Kruse Allan	F	L	1.75 / 5'9"	83 / 183	6 JUL 1990	University of Alberta	
12	HICKMOTT Jordan Lindsay	F	R	1.85 / 6'1"	90 / 198	11 APR 1990	University of Alberta	
15	FOWLIE Cody Joseph Allan	F	R	1.82 / 6'0"	92 / 203	5 NOV 1992	University of Regina	
16	FOSTER Taylor Joseph	F	L	1.80 / 5'11"	80 / 176	28 MAY 1992	University of Alberta	
17	DEPAPE Jordan Matthew Orr	F	R	1.82 / 6'0"	88 / 194	17 MAR 1992	University of Saskatchewan	
19	KOPER Levko Steven John	F	L	1.81 / 5'11"	86 / 190	5 OCT 1990	University of Alberta	
21	ROWLEY Jordan Thomas	D	L	1.82 / 6'0"	83 / 183	3 APR 1990	University of Alberta	
22	CRAIGE Jesse Wade	D	R	1.78 / 5'10"	80 / 176	11 JAN 1989	University of Alberta	
23	McCALLUM Craig	F	L	1.77 / 5'10"	81 / 179	11 JAN 1989	University of Saskatchewan	
24	FIDDLER Tyler Wayne	F	L	1.77 / 5'10"	86 / 190	27 JUN 1990	Mount Royal University	
25	KING Kevin Jarrett	F	L	1.86 / 6'1"	93 / 205	14 JAN 1990	University of Calgary	
26	CARTIER Cody Jessie	F	R	1.76 / 5'9"	82 / 181	3 JUN 1990	Mount Royal University	
30	FLETTE Dalyn Ross	GK	L	1.80 / 5'11"	88 / 194	8 FEB 1990	Mount Royal University	
31	HOLFELD Ryan Michael	GK	L	1.81 / 5'11"	84 / 185	29 JUN 1989	University of Saskatchewan	

Total: 20 players and 3 goalkeepers

Team Officials:

Function	Name	Citizenship	Date of Birth
Head Coach:	ADOLPH David George	CAN	5 JAN 1959
Assistant Coach:	HOWELL Mark Edward	CAN	23 NOV 1970
Assistant Coach:	SIRANT Michael Paul	CAN	23 MAR 1959
Team Leader:	JOHNSON Todd William	CAN	2 FEB 1972
Physiotherapist:	LINDER Christopher Donald	CAN	2 APR 1982
Physiotherapist:	MUSSBACHER Tyler Joseph	CAN	4 JUN 1986
Team Video Coach:	ANASTASIADIS Spiros	CAN	6 MAY 1985

Facts and Figures:

Average age:	24
Average height:	1.82 / 6'0"
Average weight:	86 / 190

NOTE

* Registration date of single players is only shown when different from Initial Registration date

LEGEND

D Defence	F Forward	GK Goalkeeper	L Shoots or catches Left
No Jersey number	Pos Position	R Shoots or catches Right	

Team Officials added

Timing and Results provided by **TISSOT**



Team Roster

REVISED
4 FEB 23:20

As of WED 4 FEB 2015

Initial Registration 2 FEB 2015 *

CHN - China P.R.

No	Name	Pos	Shoots/ Catches	Height m / ft in	Weight kg / lbs	Date of Birth	Club	Registration *
1	WU Jiankun	GK	L	1.85 / 6'1"	70 / 154	16 APR 1996	Harbin	3 FEB 2015
2	LI Ning	D	L	1.84 / 6'0"	85 / 187	22 APR 1993	Harbin	3 FEB 2015
3	FAN Yi	F	R	1.75 / 5'9"	85 / 187	10 JUN 1993	Harbin	3 FEB 2015
4	YU Xiaolong	F	R	1.82 / 6'0"	73 / 161	18 DEC 1995	Harbin	3 FEB 2015
5	GUAN Tianyi	D	L	1.82 / 6'0"	75 / 165	15 FEB 1991	Harbin	3 FEB 2015
6	HUANG Peng	F	L	1.80 / 5'11"	70 / 154	13 OCT 1996	Chandu	3 FEB 2015
7	ZHANG Zesen	F	R	1.78 / 5'10"	73 / 161	19 DEC 1996	Chandu	3 FEB 2015
8	ZUO Tianyou	F	R	1.74 / 5'9"	70 / 154	7 JUL 1997	Chandu	3 FEB 2015
9	LU Hengnan	F	R	1.77 / 5'10"	68 / 150	9 JAN 1996	Chandu	3 FEB 2015
10	ZHANG Jiaqi	D	R	1.75 / 5'9"	68 / 150	31 AUG 1997	Chandu	3 FEB 2015
11	YU Mingrunze	F	L	1.75 / 5'9"	68 / 150	16 FEB 1996	Chandu	3 FEB 2015
12	ZHANG Zhen	D	L	1.75 / 5'9"	65 / 143	28 MAR 1995	Chandu	3 FEB 2015
13	YUE Xinhao	F	L	1.85 / 6'1"	75 / 165	24 MAR 1995	Chandu	3 FEB 2015
14	ZHANG Zheming	D	L	1.85 / 6'1"	70 / 154	1 AUG 1997	Chandu	3 FEB 2015
15	WU Hao	F	L	1.80 / 5'11"	72 / 159	1 APR 1997	Chandu	3 FEB 2015
16	QIAN Jinglin	D	R	1.78 / 5'10"	100 / 220	28 APR 1997	Harbin	3 FEB 2015
17	WU Jiasiteng	D	R	1.80 / 5'11"	75 / 165	9 MAY 1995	Chandu	3 FEB 2015
18	MA Tianyue	F	R	1.82 / 6'0"	75 / 165	22 MAY 1996	Chandu	3 FEB 2015
19	YANG Zhenyu	F	L	1.75 / 5'9"	70 / 154	24 JAN 1991	Harbin	3 FEB 2015
20	BAO Jiachang	F	L	1.93 / 6'4"	93 / 205	5 JAN 1993	Harbin	3 FEB 2015
21	NAN Jiangming	F	R	1.80 / 5'11"	72 / 159	29 MAR 1997	Chandu	3 FEB 2015
22	SUN Zehao	GK	L	1.77 / 5'10"	62 / 137	13 DEC 1995	Chandu	3 FEB 2015

Total: 20 players and 2 goalkeepers

Team Officials:

Function	Name	Citizenship	Date of Birth
Head Coach:	GORBENKO Oleg	RUS	6 NOV 1971
Assistant Coach:	LI Bindong	CHN	18 MAR 1968
Team Leader:	KAN Junchang	CHN	2 JAN 1971
Team Doctor:	JU Lei	CHN	24 JAN 1963

Facts and Figures:

Average age:	19
Average height:	1.80 / 5'11"
Average weight:	74 / 163

NOTE

* Registration date of single players is only shown when different from Initial Registration date

LEGEND

D Defence	F Forward	GK Goalkeeper	L Shoots or catches Left
No Jersey number	Pos Position	R Shoots or catches Right	

Adjusted Team Officials Nationality

Timing and Results provided by **TISSOT**



Team Roster

REVISED
3 FEB 12:28

As of TUE 3 FEB 2015

Initial Registration 2 FEB 2015 *

CZE - Czech Republic

No	Name	Pos	Shoots/ Catches	Height m / ft in	Weight kg / lbs	Date of Birth	Club	Registration *
1	SLAMA Jiri	GK	L	1.87 / 6'2"	84 / 185	23 JAN 1989	HC Rebel Havlickuv Brod	
2	POLIVKA Patrik	GK	L	1.84 / 6'0"	82 / 181	4 MAR 1994	HC Plzen	
3	STASTNY Tomas	F	R	1.81 / 5'11"	90 / 198	18 OCT 1992	HC Vrchlabi	
4	MATEJKA Filip	F	R	1.91 / 6'3"	95 / 209	5 MAR 1992	HC Moravske Budejovice	
5	NOVAK Dominik	F	L	1.70 / 5'7"	84 / 185	3 OCT 1991	HC Kobra Praha	
7	DALECKY Jan	D	L	1.88 / 6'2"	80 / 176	10 MAR 1990	HC J Kladno	
8	MULLER Jan	F	R	1.91 / 6'3"	98 / 216	8 MAY 1992	SK Kadan	
9	HUCKO Petr	F	R	1.81 / 5'11"	82 / 181	11 MAY 1992	HC Hvezda Praha	
10	ARNOST Daniel	F	L	1.83 / 6'0"	80 / 176	7 NOV 1994	HC Sparta Praha	
11	KOLDA Josef	D	R	1.85 / 6'1"	81 / 179	30 MAR 1991	SKLH Zdar n Sazavou	
12	SVARICEK Filip	D	L	1.85 / 6'1"	104 / 229	30 DEC 1991	HC Kobra Praha	
13	VANEK Rostislav	F	R	1.75 / 5'9"	70 / 154	14 MAY 1991	HC RC TORAX Poruba	
14	STEINER Dominik	D	L	1.77 / 5'10"	76 / 168	15 SEP 1993	HC Kobra Praha	
15	ZBORIL Mikulas	D	L	1.84 / 6'0"	80 / 176	30 MAY 1994	HC ZUBR Prerov	
16	VOJACEK Filip	D	L	1.81 / 5'11"	76 / 168	13 JAN 1994	HC Kometa Brno	
17	BRZOBOHATY Michal	D	L	1.72 / 5'8"	76 / 168	30 JUN 1990	VSK Technika Brno	
18	VRANA Lukas	D	L	1.83 / 6'0"	87 / 192	30 MAR 1990	HC RC TORAX Poruba	
19	SKOLOUD Petr	F	L	1.85 / 6'1"	79 / 174	29 JUN 1994	HC ZUBR Prerov	
20	GUTWALD Michal	D	L	1.88 / 6'2"	82 / 181	17 JUN 1993	HC J Kladno	
21	VALASEK Milan	F	L	1.80 / 5'11"	85 / 187	24 JUN 1992	SC Kolin	
23	PESLAR Jakub	D	L	1.75 / 5'9"	81 / 179	30 JUN 1992	HC RC TORAX Poruba	
24	ZACHAR David	F	L	1.87 / 6'2"	90 / 198	28 APR 1991	HC RC TORAX Poruba	
25	SKVOR Jan	D	R	1.80 / 5'11"	86 / 190	12 JUL 1993	HC CSOB Pardubice	

Total: 21 players and 2 goalkeepers

Team Officials:

Function	Name	Citizenship	Date of Birth
Head Coach:	LISKA Jaroslav	CZE	7 SEP 1960
Assistant Coach:	HAVEL Jakub	CZE	21 APR 1980
Assistant Coach:	HLAVATY Radek	CZE	10 JAN 1981
Team Leader:	FIALA Milos	CZE	21 SEP 1941
Equipment Manager:	STEJSKAL Jiri	CZE	1 MAY 1952
Physiotherapist:	HOROVIC Pavel	CZE	26 NOV 1963

Facts and Figures:

Average age:	22
Average height:	1.82 / 6'0"
Average weight:	84 / 185

NOTE

* Registration date of single players is only shown when different from Initial Registration date

LEGEND

D Defence	F Forward	GK Goalkeeper	L Shoots or catches Left
No Jersey number	Pos Position	R Shoots or catches Right	

Team Officials added

Timing and Results provided by **TISSOT**



Team Roster

As of SUN 8 FEB 2015

Initial Registration 2 FEB 2015*

ESP - Spain

No	Name	Pos	Shoots/ Catches	Height m / ft in	Weight kg / lbs	Date of Birth	Club	Registration*
1	ALCAINE Ander	GK	L	1.89 / 6'2"	85 / 187	20 DEC 1991	Aramon-Jaca	
2	ALASTRUEY Hector	D	L	1.80 / 5'11"	75 / 165	24 MAY 1993	FC Barcelona	
3	GAINZA Inigo	D	L	1.83 / 6'0"	89 / 196	16 FEB 1995	FC Barcelona	
4	VEA Jorge	D	L	1.85 / 6'1"	80 / 176	15 APR 1994	CHH Txuri-Urdin	
5	BETRAN Adrian	F	L	1.75 / 5'9"	80 / 176	19 MAY 1990	CH Jaca	
7	BURGOS Jorge	F	R	1.80 / 5'11"	80 / 176	3 OCT 1994	SAD Majadahonda	
8	PUYUELO Pablo	F	R	1.75 / 5'9"	75 / 165	23 NOV 1993	CHH Txuri-Urdin	
9	GONZALEZ Gaston	F	L	1.76 / 5'9"	75 / 165	28 MAR 1995	CH Jaca	
10	BRAVO Juan Francisco	D	L	1.72 / 5'8"	75 / 165	10 JAN 1991	SAD Majadahonda	
11	MUNOZ Juan	F	L	1.80 / 5'11"	75 / 165	30 AUG 1990	Bipolo Vitoria-Gasteiz	
12	PEDRAZ Alejandro	F	R	1.85 / 6'1"	80 / 176	4 SEP 1990	SAD Majadahonda	
13	GONZALEZ Pol	F	L	1.89 / 6'2"	95 / 209	24 MAY 1992	Ottawa University	
14	CARBONELL Alejandro	F	L	1.80 / 5'11"	70 / 154	16 JAN 1994	CH Jaca	
15	GARCIA-ARIAS Javier	F	R	1.75 / 5'9"	75 / 165	2 MAY 1992	SAD Majadahonda	
16	MECO Aitor	F	L	1.80 / 5'11"	70 / 154	31 OCT 1994	FC Barcelona	
17	FERNANDEZ-POLA Angel	F	L	1.85 / 6'1"	80 / 176	13 MAY 1995	SAD Majadahonda	
18	SOLORZANO Ignacio	F	R	1.75 / 5'9"	67 / 148	9 FEB 1995	CHH Txuri-Urdin	8 FEB 2015
19	UBIETO Adrian	D	L	1.85 / 6'1"	85 / 187	11 MAR 1993	CH Jaca	
22	FUENTES Patricio	F	R	1.77 / 5'10"	78 / 172	13 MAR 1995	CHH Txuri-Urdin	
23	QUEVEDO Carlos	F	R	1.80 / 5'11"	75 / 165	23 FEB 1993	Forssa	
24	VEA Alex	D	R	1.83 / 6'0"	80 / 176	24 FEB 1991	CHH Txuri-Urdin	
25	GARCIA Ignacio	GK	L	1.80 / 5'11"	75 / 165	19 JUN 1996	SAD Majadahonda	

Total: 20 players and 2 goalkeepers

Team Officials:

Function	Name	Citizenship	Date of Birth
Head Coach:	TUOMI Timo	FIN	5 JAN 1960
Assistant Coach:	PAKARINEN Ilkka	FIN	3 MAR 1968
Team Leader:	MARTIN GONZALEZ Txus	ESP	15 FEB 1957
Equipment Manager:	CARNICERO Xavier	ESP	29 OCT 1977
Physiotherapist:	ALONSO Jose Luis	ESP	23 MAR 1976

Facts and Figures:

Average age:	21
Average height:	1.80 / 5'11"
Average weight:	78 / 172

NOTE

* Registration date of single players is only shown when different from Initial Registration date

LEGEND

D Defence	F Forward	GK Goalkeeper	L Shoots or catches Left
No Jersey number	Pos Position	R Shoots or catches Right	

Timing and Results provided by **TISSOT**



Team Roster

REVISED
3 FEB 12:29

As of TUE 3 FEB 2015

Initial Registration 2 FEB 2015 *

JPN - Japan

No	Name	Pos	Shoots/ Catches	Height m / ft in	Weight kg / lbs	Date of Birth	Club	Registration *
1	HITOMI Shun	GK	L	1.85 / 6'1"	77 / 170	1 JUN 1993	Kansai University	
2	HORIUCHI Itaru	D	R	1.76 / 5'9"	80 / 176	22 JUL 1992	Toyo University	
4	MATSUKANE Kenta	D	R	1.74 / 5'9"	70 / 154	28 SEP 1994	Meiji University	
5	KATO Shinnosuke	D	R	1.82 / 6'0"	78 / 172	1 SEP 1994	Chuo University	
6	OHBA Dai	D	L	1.65 / 5'5"	68 / 150	4 OCT 1995	Meiji University	
7	YOKOYAMA Yoshiya	D	R	1.73 / 5'8"	78 / 172	28 JAN 1994	Hosei University	
8	OMUKU Maito	F	L	1.74 / 5'9"	72 / 159	28 NOV 1993	Meiji University	
9	ECHIGO Tomoya	F	L	1.61 / 5'3"	70 / 154	18 AUG 1992	Chuo University	
11	OTSU Kosuke	F	R	1.73 / 5'8"	75 / 165	6 SEP 1993	Meiji University	
12	KOIZUMI Kazunari	D	R	1.83 / 6'0"	78 / 172	10 NOV 1993	Chuo University	
13	HITOSATO Shigeki	F	L	1.68 / 5'6"	66 / 146	9 SEP 1994	Toyo University	
14	TANAKA Kentaro	F	R	1.68 / 5'6"	77 / 170	20 APR 1991	Toyo University	
15	KONNO Tomohiro	F	L	1.68 / 5'6"	70 / 154	11 OCT 1992	Toyo University	
16	TATEDA Shun	F	R	1.68 / 5'6"	65 / 143	10 JUN 1993	Kansai University	
18	FURUHASHI Makuru	F	L	1.72 / 5'8"	81 / 179	30 SEP 1993	Chuo University	
19	NAKAJIMA Shogo	F	R	1.75 / 5'9"	74 / 163	26 OCT 1993	Chuo University	
21	SUZUKI Kento	F	L	1.74 / 5'9"	68 / 150	9 DEC 1994	Chuo University	
22	KAWAMURA Kazuki	F	R	1.73 / 5'8"	70 / 154	30 APR 1994	Meiji University	
23	IKEDA Ikki	F	R	1.78 / 5'10"	80 / 176	27 OCT 1992	Waseda University	
24	SATOH Hikaru	D	L	1.68 / 5'6"	71 / 157	3 DEC 1991	Tohoku FreeBlades	
25	ONODA Takuto	GK	L	1.75 / 5'9"	66 / 146	2 MAY 1992	Chuo University	

Total: 19 players and 2 goalkeepers

Team Officials:

Function	Name	Citizenship	Date of Birth
Head Coach:	MAHON Mark	GER	11 NOV 1965
Assistant Coach:	SUZUKI Takahito	JPN	17 AUG 1975
Physiotherapist:	SAHO Yutaka	JPN	31 MAR 1972
Team Doctor:	ISHIDA Hiroyuki	JPN	7 JUL 1962

Facts and Figures:

Average age:	21
Average height:	1.73 / 5'8"
Average weight:	73 / 161

NOTE

* Registration date of single players is only shown when different from Initial Registration date

LEGEND

D Defence	F Forward	GK Goalkeeper	L Shoots or catches Left
No Jersey number	Pos Position	R Shoots or catches Right	

Team Officials added

Timing and Results provided by **TISSOT**



Team Roster

REVISED
4 FEB 23:20

As of WED 4 FEB 2015

Initial Registration 2 FEB 2015 *

KAZ - Kazakhstan

No	Name	Pos	Shoots/ Catches	Height m / ft in	Weight kg / lbs	Date of Birth	Club	Registration *
1	KUDRYAVTSEV Sergey	GK	L	1.85 / 6'1"	80 / 176	5 APR 1995	Kazzink-Torpedo	
2	GOROZHANINOV Ilya	D	L	1.82 / 6'0"	80 / 176	20 JUL 1995	Gornyak	
3	IVASHIN Viktor	D	L	1.84 / 6'0"	78 / 172	1 JAN 1991	Ertis	
4	GULYAKOV Ilya	D	L	1.84 / 6'0"	86 / 190	30 JUL 1989	Beibarys	
5	ISHMAMETYEY Alexey	D	L	1.79 / 5'10"	83 / 183	17 JUN 1988	Arlan	
6	AKHMETOV Daniyar	D	L	1.84 / 6'0"	85 / 187	30 MAR 1988	Arystan	
7	POPOVICH Yulian	F	R	1.74 / 5'9"	77 / 170	15 JUN 1990	Barys	
8	ZYATKOV Pavel	F	L	1.74 / 5'9"	85 / 187	17 MAR 1990	Almaty	
9	NESTEROV German	F	L	1.90 / 6'3"	89 / 196	31 AUG 1991	Saryarka	
10	GREBENCHSHIKOV Vladimir	D	L	1.80 / 5'11"	84 / 185	14 AUG 1992	Barys	
11	KENBAYEV Daulet	D	L	1.85 / 6'1"	73 / 161	12 JUL 1992	Barys	
12	ANTSIFEROV Alexey	F	R	1.84 / 6'0"	90 / 198	4 MAR 1991	Barys	
14	VOLOGODSKIY Alexandr	F	L	1.77 / 5'10"	68 / 150	20 JUN 1991	Kazzink-Torpedo	
16	SAFIN Renat	F	L	1.81 / 5'11"	79 / 174	16 MAR 1993	Saryarka	
17	YELAKOV Vladislav	F	L	1.86 / 6'1"	85 / 187	14 AUG 1990	Ertis	
18	KURSHUK Alexandr	D	L	1.83 / 6'0"	82 / 181	27 SEP 1988	Gornyak	
19	BELGIBAYEV Nursultan	F	L	1.78 / 5'10"	72 / 159	3 AUG 1991	Barys	
20	SMOLNIKOV Mikhail	GK	L	1.76 / 5'9"	80 / 176	15 MAR 1988	Gornyak	
21	MAZULA Eduard	F	R	1.79 / 5'10"	79 / 174	21 MAR 1990	HC Astana	
22	KACHULIN Mikhail	F	R	1.85 / 6'1"	74 / 163	25 JAN 1988	Beibarys	
23	KOVZALOV Ilya	F	L	1.85 / 6'1"	83 / 183	15 JUL 1988	Almaty	
24	FEDOSSENKO Vyacheslav	F	R	1.81 / 5'11"	87 / 192	6 FEB 1990	Kazzink-Torpedo	
25	GRYAZNOV Maxim	GK	L	1.85 / 6'1"	75 / 165	11 AUG 1992	Saryarka	

Total: 20 players and 3 goalkeepers

Team Officials:

Function	Name	Citizenship	Date of Birth
Head Coach:	STARYGIN Sergey	KAZ	29 MAR 1961
Assistant Coach:	VERECHSHAGIN Georgiy	KAZ	23 FEB 1974
General Manager:	KORESHKOV Aleksandr	RUS	28 OCT 1968
Equipment Manager:	BIKBUSSUNOV Rustem	KAZ	8 AUG 1986
Team Doctor:	SEKERBAYEV Alexandr	KAZ	31 JUL 1957

Facts and Figures:

Average age:	24
Average height:	1.82 / 6'0"
Average weight:	81 / 179

NOTE

* Registration date of single players is only shown when different from Initial Registration date

LEGEND

D Defence	F Forward	GK Goalkeeper	L Shoots or catches Left
No Jersey number	Pos Position	R Shoots or catches Right	

Adjusted Team Officials Nationality

Timing and Results provided by **TISSOT**



Team Roster

REVISED
3 FEB 12:40

As of TUE 3 FEB 2015

Initial Registration 2 FEB 2015 *

KOR - Republic of Korea

No	Name	Pos	Shoots/ Catches	Height m / ft in	Weight kg / lbs	Date of Birth	Club	Registration *
1	BAE Jangwoo	GK	L	1.75 / 5'9"	82 / 181	25 MAR 1992	Korea University	
2	BAN Hansoo	F	R	1.78 / 5'10"	74 / 163	25 NOV 1993	Kwangwoon University	
3	LEE Dounggun	F	L	1.63 / 5'4"	65 / 143	10 JAN 1994	Yonsei University	
4	LEE Sungjin	F	R	1.73 / 5'8"	77 / 170	3 MAR 1992	Yonsei University	
6	LEE Seungwon	D	L	1.81 / 5'11"	87 / 192	12 MAR 1993	Korea University	
7	YANG Sunghun	D	R	1.78 / 5'10"	81 / 179	17 APR 1992	Korea University	
8	CHO Hyeonkuk	F	R	1.70 / 5'7"	70 / 154	1 APR 1992	Yonsei University	
9	BYUNGGEUL Kang	F	L	1.76 / 5'9"	80 / 176	22 APR 1992	Yonsei University	
10	YOON Sangwon	F	L	1.70 / 5'7"	72 / 159	1 APR 1993	Yonsei University	
11	YU Shinchul	F	L	1.78 / 5'10"	77 / 170	20 JAN 1994	Korea University	
12	HA Jaejun	F	L	1.77 / 5'10"	75 / 165	5 OCT 1993	Yonsei University	
13	OH Seahn	F	R	1.74 / 5'9"	75 / 165	12 MAY 1992	Korea University	
14	LEE Sungjun	D	R	1.83 / 6'0"	80 / 176	9 NOV 1992	Hanyang University	
15	LEE Jaegyung	D	R	1.80 / 5'11"	89 / 196	13 OCT 1993	Korea University	
16	KIM Taegyung	D	L	1.78 / 5'10"	85 / 187	19 SEP 1993	Yonsei University	
17	CHO Seokjun	D	L	1.76 / 5'9"	82 / 181	9 FEB 1993	Korea University	
18	KANG Yoonseok	F	R	1.83 / 6'0"	85 / 187	23 SEP 1992	Yonsei University	
19	JANG Hojun	F	R	1.77 / 5'10"	80 / 176	20 JUN 1992	Yonsei University	
20	LEE Changmin	GK	L	1.85 / 6'1"	86 / 190	14 JUL 1992	Yonsei University	
21	LIM Jinsoo	F	L	1.85 / 6'1"	92 / 203	24 NOV 1991	Kyunghee University	
22	HWANG Wootae	D	L	1.85 / 6'1"	80 / 176	27 FEB 1993	Hanyang University	
23	HAN Geonhee	D	L	1.83 / 6'0"	78 / 172	14 JUL 1992	Korea University	

Total: 20 players and 2 goalkeepers

Team Officials:

Function	Name	Citizenship	Date of Birth
Head Coach:	KIM Heewoo	KOR	16 FEB 1967
Assistant Coach:	KIM Wansu	KOR	14 OCT 1977
Equipment Manager:	WOO Kyoungtae	KOR	19 OCT 1980
Team Staff:	CHOE Dongjun	KOR	11 FEB 1989

Facts and Figures:

Average age:	22
Average height:	1.78 / 5'10"
Average weight:	80 / 176

NOTE

* Registration date of single players is only shown when different from Initial Registration date

LEGEND

D Defence	F Forward	GK Goalkeeper	L Shoots or catches Left
No Jersey number	Pos Position	R Shoots or catches Right	

Team Officials added

Timing and Results provided by **TISSOT**



Team Roster

REVISED
3 FEB 12:41

As of TUE 3 FEB 2015

Initial Registration 2 FEB 2015 *

RUS - Russian Federation

No	Name	Pos	Shoots/ Catches	Height m / ft in	Weight kg / lbs	Date of Birth	Club	Registration *
1	EVDOKIMOV Gleb	GK	L	1.78 / 5'10"	75 / 165	5 JUL 1990	Zauralye	
2	VASILYEV Valerii	D	L	1.82 / 6'0"	97 / 214	17 MAR 1990	Ryazan	
8	GIMATOV Eduard	F	R	1.80 / 5'11"	88 / 194	22 JAN 1994	Izhstal	
9	GORDEEV Artem	F	L	1.87 / 6'2"	98 / 216	15 SEP 1988	Toros	
11	AKISHIN Dmitrii	D	L	1.82 / 6'0"	88 / 194	21 APR 1992	Dinamo	
12	CHEREPANOV Nikita	D	L	1.88 / 6'2"	84 / 185	19 NOV 1995	Ryazan	
13	TORCHENYUK Alexander	F	L	1.81 / 5'11"	82 / 181	25 MAY 1991	THK	
14	KLIMCHUK Mikhail	F	L	1.76 / 5'9"	83 / 183	9 APR 1988	Neftyanik	
15	ALESHIN Egor	F	R	1.83 / 6'0"	82 / 181	6 FEB 1992	Atlant	
16	LEBEDEV Alexander	F	L	1.87 / 6'2"	94 / 207	30 JUL 1994	Ryazan	
17	FEDOROV Artem	F	L	1.77 / 5'10"	83 / 183	11 AUG 1993	Dinamo	
19	RAFIKOV Rushan	D	L	1.88 / 6'2"	83 / 183	15 MAY 1995	Ryazan	
20	BELOV Sergey	GK	L	1.87 / 6'2"	83 / 183	24 AUG 1993	Ryazan	
21	SOLOVYEV Evgeny	F	L	1.79 / 5'10"	78 / 172	14 FEB 1992	Yuzhny Ural	
22	BARBASHEV Sergey	F	R	1.84 / 6'0"	80 / 176	26 JUL 1992	Molot Prikamye	
23	MASLOV Kirill	D	R	1.84 / 6'0"	86 / 190	23 MAR 1994	Ryazan	
24	KRIVCHENKO Egor	F	L	1.77 / 5'10"	82 / 181	11 SEP 1991	Ryazan	
25	BOLSHAKOV Alexander	D	L	1.90 / 6'3"	101 / 223	7 MAY 1992	Ariada	
26	PETRAKOV Ivan	F	L	1.82 / 6'0"	85 / 187	28 FEB 1994	Ryazan	
27	SHINGAREEV Timur	F	R	1.78 / 5'10"	81 / 179	30 JUL 1994	Izhstal	
28	VIKSNA Evgeny	D	R	1.80 / 5'11"	90 / 198	16 FEB 1990	THK	
29	LEE Oleg	F	L	1.82 / 6'0"	94 / 207	28 FEB 1991	Admiral	

Total: 20 players and 2 goalkeepers

Team Officials:

Function	Name	Citizenship	Date of Birth
Head Coach:	UVAEV Viacheslav	RUS	15 APR 1966
Assistant Coach:	TYURIKOV Vladimir	RUS	9 JUL 1963
Team Leader:	KANAREYKIN Maxim	RUS	19 OCT 1986
Equipment Manager:	GORBUNOV Aleksandr	RUS	8 JUN 1960
Physiotherapist:	KUZMANIN Stanislav	RUS	3 AUG 1986
Team Doctor:	USMANOV Damir	RUS	23 APR 1973

Facts and Figures:

Average age:	22
Average height:	1.82 / 6'0"
Average weight:	86 / 190

NOTE

* Registration date of single players is only shown when different from Initial Registration date

LEGEND

D Defence	F Forward	GK Goalkeeper	L Shoots or catches Left
No Jersey number	Pos Position	R Shoots or catches Right	

Team Officials added

Timing and Results provided by **TISSOT**



Team Roster

REVISED
3 FEB 12:41

As of TUE 3 FEB 2015

Initial Registration 2 FEB 2015 *

SVK - Slovakia

No	Name	Pos	Shoots/ Catches	Height m / ft in	Weight kg / lbs	Date of Birth	Club	Registration *
1	HALO Juraj	GK	L	1.82 / 6'0"	80 / 176	28 FEB 1995	HC Topolcany	
2	ZIAK Jan	GK	L	1.88 / 6'2"	85 / 187	21 JUN 1993	MHK Ruzomberok	
6	UHNAK Martin	F	L	1.76 / 5'9"	82 / 181	23 JAN 1990	HC Nove Zamky	
9	KOPECKY Peter	D	L	1.87 / 6'2"	93 / 205	4 MAR 1993	HC Topolcany	
10	HUS Roman	F	L	1.80 / 5'11"	87 / 192	13 NOV 1991	HC 07 Detva	
11	KETNER Nicolas	F	L	1.88 / 6'2"	85 / 187	13 FEB 1991	HC Verva Litvinov	
12	PALOVIC Patrik	D	L	1.80 / 5'11"	78 / 172	5 NOV 1994	HK Dukla Trencin	
13	RUSINA Tomas	D	L	1.82 / 6'0"	78 / 172	28 JAN 1994	MHC Martin	
14	BACA Kristian	F	R	1.77 / 5'10"	72 / 159	13 MAR 1994	HC Topolcany	
15	TRENCAN Matus	F	L	1.82 / 6'0"	90 / 198	23 FEB 1994	HK 95 Povazska Bystrica	
16	ZLOCHA Jan	F	L	1.95 / 6'5"	95 / 209	7 OCT 1994	HK 95 Povazska Bystrica	
17	PIACKA Edmund	F	L	1.76 / 5'9"	75 / 165	11 SEP 1992	HK Nitra	
18	SUCHARDA Andrej	D	L	1.88 / 6'2"	105 / 231	26 NOV 1993	HC Nove Zamky	
19	GAPA Peter	F	L	1.86 / 6'1"	80 / 176	16 MAY 1993	HK Poprad	
20	MIHALIK Denis	F	L	1.83 / 6'0"	88 / 194	20 MAY 1992	HC Topolcany	
22	PARDAVY Jan	F	L	1.83 / 6'0"	83 / 183	9 JUN 1994	HK Dukla Trencin	
23	MARUSIAK Marek	F	L	1.83 / 6'0"	83 / 183	19 SEP 1990	HK Poprad	
25	KENTOS Jozef	F	L	1.82 / 6'0"	80 / 176	8 MAR 1991	HKM Zvolen	
26	SZABO Patrik	D	L	1.76 / 5'9"	82 / 181	15 MAR 1990	HK Trnava	
27	LUNTER Peter	D	L	1.87 / 6'2"	84 / 185	2 MAY 1994	HC 05 Banska Bystrica	
28	BUDIAK Matus	F	L	1.90 / 6'3"	100 / 220	27 JUL 1994	HK Trnava	
29	NOCIAR Denis	D	L	1.77 / 5'10"	77 / 170	23 OCT 1992	HC 07 Detva	

Total: 20 players and 2 goalkeepers

Team Officials:

Function	Name	Citizenship	Date of Birth
Head Coach:	VYBOH Andrej	SVK	25 AUG 1967
Assistant Coach:	ANTAL Imrich	SVK	8 JUN 1964
Team Leader:	STAMBERSKY Roman	SVK	28 OCT 1955
Physiotherapist:	BAKA Lubomir	SVK	2 JUL 1957
Team Doctor:	BELI Stanislav	SVK	9 JUN 1970

Facts and Figures:

Average age:	22
Average height:	1.83 / 6'0"
Average weight:	85 / 187

NOTE

* Registration date of single players is only shown when different from Initial Registration date

LEGEND

D Defence	F Forward	GK Goalkeeper	L Shoots or catches Left
No Jersey number	Pos Position	R Shoots or catches Right	

Team Officials added

Timing and Results provided by **TISSOT**



Team Roster

REVISED
3 FEB 12:42

As of TUE 3 FEB 2015

Initial Registration 2 FEB 2015 *

SWE - Sweden

No	Name	Pos	Shoots/ Catches	Height m / ft in	Weight kg / lbs	Date of Birth	Club	Registration *
1	LJUNG Arvid	GK	L	1.90 / 6'3"	95 / 209	3 SEP 1992	Toreboda HF	
2	HVITFELDT Henrik	GK	L	1.94 / 6'4"	100 / 220	30 JAN 1992	KTH Hockey	
3	BACKESTEN Joel	D	L	1.80 / 5'11"	86 / 190	8 MAY 1991	Kristianstads IK	
4	STIGBORN Adam	D	L	1.90 / 6'3"	84 / 185	15 MAY 1992	KTH Hockey	
5	LYRVALL Erik	D	L	1.94 / 6'4"	100 / 220	26 OCT 1991	Falu IF	
6	JIGMALM Freddie	D	L	1.81 / 5'11"	83 / 183	11 JAN 1988	Lund Giants	
7	JONSSON Daniel	F	R	1.90 / 6'3"	86 / 190	6 JUL 1991	KTH Hockey	
8	PELTONIEMI Fredrik	D	L	1.75 / 5'9"	83 / 183	12 FEB 1991	Hofors HC	
9	BJORK LINDSTROM Victor	F	L	1.85 / 6'1"	80 / 176	24 JUN 1992	LTH Griffins	
10	GRONROS Andre	F	L	1.79 / 5'10"	73 / 161	20 SEP 1994	Kallered SK	
11	ORRSVEDEN Magnus	F	R	1.79 / 5'10"	82 / 181	29 JAN 1995	KTH Hockey	
12	WESTLUND Wiking	D	L	1.86 / 6'1"	84 / 185	29 JUL 1992	KTH Hockey	
14	NYQUIST Oscar	D	L	1.87 / 6'2"	83 / 183	9 JUL 1993	LTH Griffins	
15	ANDERSSON Daniel	F	R	1.80 / 5'11"	80 / 176	8 MAR 1991	Vannas HC	
16	BERGQVIST Stefan	F	L	1.80 / 5'11"	80 / 176	21 AUG 1990	KTH Hockey	
17	SALDEEN Justus	F	R	1.80 / 5'11"	80 / 176	26 APR 1994	LTH Griffins	
18	ORTEVALL Marcus	F	L	1.72 / 5'8"	72 / 159	19 JAN 1995	KTH Hockey	
19	RONNEBACK THOMSON Joachim	F	L	1.90 / 6'3"	92 / 203	27 SEP 1988	KTH Hockey	
20	GRONSKOG Niklas	F	L	1.80 / 5'11"	80 / 176	24 SEP 1990	Trangsunds IF	
23	ROGNE Eric	F	L	1.83 / 6'0"	85 / 187	20 MAR 1992	KTH Hockey	
24	HERTZBERG Tim	D	R	1.90 / 6'3"	87 / 192	18 APR 1994	HC Dalen	
30	HELIN Emil	GK	L	1.87 / 6'2"	90 / 198	28 NOV 1991	KTH Hockey	

Total: 19 players and 3 goalkeepers

Team Officials:

Function	Name	Citizenship	Date of Birth
Head Coach:	TIGER Mats	SWE	25 FEB 1962
Assistant Coach:	SEDIN Johan	SWE	15 OCT 1968

Facts and Figures:

Average age:	22
Average height:	1.84 / 6'1"
Average weight:	85 / 187

NOTE

* Registration date of single players is only shown when different from Initial Registration date

LEGEND

D Defence	F Forward	GK Goalkeeper	L Shoots or catches Left
No Jersey number	Pos Position	R Shoots or catches Right	

Team Officials added

Timing and Results provided by **TISSOT**



Team Roster

REVISED
3 FEB 12:43

As of TUE 3 FEB 2015

Initial Registration 2 FEB 2015 *

USA - United States of America

No	Name	Pos	Shoots/ Catches	Height m / ft in	Weight kg / lbs	Date of Birth	Club	Registration *
1	OLEN Joseph	GK	L	1.82 / 6'0"	77 / 170	12 MAY 1993	University of Illinois Champaign-Urbana	
4	McGOVERN Edward	D	L	1.82 / 6'0"	95 / 209	24 MAY 1993	Arizona State University	
5	SOLORZANO Emmanuel	D	R	1.82 / 6'0"	86 / 190	18 NOV 1991	University of Oklahoma	
7	SCHMIDT Connor	D	R	1.78 / 5'10"	78 / 172	21 OCT 1993	Arizona State University	
8	ZERN Nicholas	D	L	1.90 / 6'3"	93 / 205	7 APR 1991	Minot State University	
9	JOHNSON Bryce	F	R	1.77 / 5'10"	77 / 170	31 AUG 1990	University of Oklahoma	
10	BALENT Bill	F	R	1.72 / 5'8"	79 / 174	11 JUN 1990	Oakland University	
11	KASCSAK John-Paul	F	R	1.82 / 6'0"	88 / 194	27 JAN 1990	Iowa State University	
12	HARRIS Michael	F	L	1.85 / 6'1"	100 / 220	27 FEB 1992	Ohio University	
14	JOSEPH Chris	D	R	1.85 / 6'1"	86 / 190	14 MAY 1991	Stony Brook University	
15	MURPHY Sean	F	R	1.72 / 5'8"	79 / 174	6 APR 1992	Arizona State University	
16	OLEN John	F	L	1.82 / 6'0"	81 / 179	3 DEC 1991	University of Illinois	
17	BURKEMPER Chris	F	L	1.85 / 6'1"	84 / 185	8 JUN 1992	Arizona State University	
18	BODETTE Bobby	F	R	1.77 / 5'10"	86 / 190	10 NOV 1991	Adrian College	
19	BRESLIN Joey	F	L	1.90 / 6'3"	90 / 198	28 APR 1992	Ohio University	
20	HANNON Luke	F	R	1.82 / 6'0"	95 / 209	6 NOV 1990	Liberty University	
21	BENSON Tyler	D	R	1.87 / 6'2"	84 / 185	17 JUL 1990	Ohio University	
22	BELONGER Ryan	F	R	1.77 / 5'10"	79 / 174	5 MAY 1992	Arizona State University	
23	YOUNG Jordan	D	L	1.75 / 5'9"	75 / 165	12 MAY 1992	Arizona State University	
25	BREWSTER Samuel	F	R	1.90 / 6'3"	102 / 225	9 SEP 1991	Stony Brook University	
26	GREENBERG Jordan	F	R	1.80 / 5'11"	86 / 190	30 OCT 1991	University of Oklahoma	
30	COOPER Matt	GK	L	1.82 / 6'0"	84 / 185	28 AUG 1991	Iowa State University	

Total: 20 players and 2 goalkeepers

Team Officials:

Function	Name	Citizenship	Date of Birth
Head Coach:	BALBONI Scott	USA	11 MAR 1974
Assistant Coach:	HOGAN Sean	USA	25 JUN 1978
Assistant Coach:	PHELPS Daniel	USA	23 JUN 1966
General Manager:	MURDOCH Alan	USA	30 APR 1946
Team Leader:	BEVAN Ashley	USA	15 SEP 1972
Equipment Manager:	ELBERTY Maxwell	USA	9 SEP 1993
Team Doctor:	EVANS Douglas	USA	11 MAY 1973
Team Video Coach:	MORAN Brian	USA	21 SEP 1969
Team Staff:	JANCZAK Jennifer	USA	9 MAY 1965

Facts and Figures:

Average age:	23
Average height:	1.82 / 5'11"
Average weight:	86 / 190



NOTE
 * Registration date of single players is only shown when different from Initial Registration date

LEGEND			
D Defence	F Forward	GK Goalkeeper	L Shoots or catches Left
No Jersey number	Pos Position	R Shoots or catches Right	

Team Officials added

Timing and Results provided by  **TISSOT**



Game Officials Assignment

As of SAT 14 FEB 2015

G	Teams	Venue	Date	Time	On-ice Officials	Supervisors	Others
1	KAZ - JPN Colour: (blue) (white) Bench: (right) (left)	GSP	TUE 3 FEB	13:30	Ref CAMPBELL M (CAN) SBR FIGUILLEM PEREZ de ROZAS M (ESP) LM LIU R (CHN) LM van GRINSVEN C (BEL) SBL NYQVIST A (SWE)	GS NIEMINEN A (FIN) RS BERTOLOTTI R (SUI)	GJ HIDALGO J (ESP) GJ GARCIA D (ESP) SK MORENO J (ESP) TK TERREN J (ESP)
2	KOR - CAN Colour: (blue) (white) Bench: (right) (left)	GSP	TUE 3 FEB	17:00	Ref BJALKANDER P (SWE) SBR TZIRTZIGANIS T (BEL) LM HEINONEN T (FIN) LM LORENTSEN BAKLI G (NOR) SBL KACEJ L (SVK)	GS MEREDITH F (GBR) RS JALARVO J (FIN)	GJ LUDWIG F (ESP) GJ GARCIA D (ESP) SK MORENO J (ESP) TK TERREN J (ESP)
3	RUS - SWE Colour: (red) (yellow) Bench: (right) (left)	GSP	TUE 3 FEB	20:30	Ref HEIKKINEN L (FIN) SBR HORAK T (CZE) LM PARK JS (KOR) LM VANOOSTEN N (CAN) SBL AMBROSETTI F (SUI)	GS GONZALEZ F (ESP) RS BERTOLOTTI R (SUI)	GJ LUDWIG F (ESP) GJ GARCIA D (ESP) SK MORENO J (ESP) TK TERREN J (ESP)
4	SVK - CZE Colour: (blue) (white) Bench: (right) (left)	GSP	WED 4 FEB	13:30	Ref ANSONS A (LAT) SBR OSKIRKO I (RUS) LM HEINONEN T (FIN) LM NYQVIST A (SWE) SBL TROBAJO NAVARRO C (ESP)	GS GONZALEZ F (ESP) RS BERTOLOTTI R (SUI)	GJ LOPEZ F (ESP) GJ PUCHE M (ESP) SK MORENO J (ESP) TK TERREN J (ESP)
5	CHN - ESP Colour: (white) (black) Bench: (right) (left)	GSP	WED 4 FEB	20:30	Ref TZIRTZIGANIS T (BEL) SBR CAMPBELL M (CAN) LM AMBROSETTI F (SUI) LM KACEJ L (SVK) SBL ICHIKAWA S (JPN)	GS MEREDITH F (GBR) RS JALARVO J (FIN)	GJ van GRINSVEN C (BEL) GJ LIU R (CHN) SK MORENO J (ESP) TK TERREN J (ESP)
6	RUS - KOR Colour: (red) (white) Bench: (right) (left)	GSP	THU 5 FEB	13:30	Ref FIGUILLEM PEREZ de ROZAS M (ESP) SBR BJALKANDER P (SWE) LM ICHIKAWA S (JPN) LM TROBAJO NAVARRO C (ESP) SBL LIU R (CHN)	GS NIEMINEN A (FIN) RS JALARVO J (FIN)	GJ PUCHE M (ESP) GJ LOPEZ F (ESP) SK MORENO J (ESP) TK TERREN J (ESP)
7	CAN - SWE Colour: (red) (yellow) Bench: (right) (left)	GSP	THU 5 FEB	17:00	Ref OSKIRKO I (RUS) SBR HEIKKINEN L (FIN) LM LORENTSEN BAKLI G (NOR) LM van GRINSVEN C (BEL) SBL KACEJ L (SVK)	GS NIEMINEN A (FIN) RS BERTOLOTTI R (SUI)	GJ GARCIA D (ESP) GJ TOLEDO D (ESP) SK MORENO J (ESP) TK TERREN J (ESP)
8	USA - JPN Colour: (white) (black) Bench: (right) (left)	GSP	THU 5 FEB	20:30	Ref HORAK T (CZE) SBR ANSONS A (LAT) LM PARK JS (KOR) LM TROFIMOV D (KAZ) SBL VANOOSTEN N (CAN)	GS MEREDITH F (GBR) RS JALARVO J (FIN)	GJ GARCIA D (ESP) GJ TOLEDO D (ESP) SK MORENO J (ESP) TK TERREN J (ESP)



G	Teams	Venue	Date	Time	On-ice Officials	Supervisors	Others
9	ESP - CZE Colour: (black) (white) Bench: (right) (left)	GSP	FRI 6 FEB	17:00	Ref CAMPBELL M (CAN) SBR TZIRTZIGANIS T (BEL) LM LIU R (CHN) LM VANOOSTEN N (CAN) SBL PARK JS (KOR)	GS MEREDITH F (GBR) RS JALARVO J (FIN)	GJ HEINONEN T (FIN) GJ ICHIKAWA S (JPN) SK MORENO J (ESP) TK TERREN J (ESP)
10	SVK - CHN Colour: (blue) (white) Bench: (right) (left)	GSP	FRI 6 FEB	20:30	Ref BJALKANDER P (SWE) SBR PIGUILLEM PEREZ de ROZAS M (ESP) LM AMBROSETTI F (SUI) LM TROFIMOV D (KAZ) SBL LORENTSEN BAKLI G (NOR)	GS MEREDITH F (GBR) RS BERTOLOTTI R (SUI)	GJ GARCIA D (ESP) GJ LUDWIG F (ESP) SK MORENO J (ESP) TK TERREN J (ESP)
11	SWE - KOR Colour: (yellow) (blue) Bench: (right) (left)	GSP	SAT 7 FEB	13:30	Ref TZIRTZIGANIS T (BEL) SBR CAMPBELL M (CAN) LM KACEJ L (SVK) LM TROBAJO NAVARRO C (ESP) SBL van GRINSVEN C (BEL)	GS KARLSSON L (SWE) RS BERTOLOTTI R (SUI)	GJ LOPEZ F (ESP) GJ SOTO R (ESP) SK MORENO J (ESP) TK TERREN J (ESP)
12	CAN - RUS Colour: (white) (red) Bench: (right) (left)	GSP	SAT 7 FEB	17:00	Ref ANSONS A (LAT) SBR BJALKANDER P (SWE) LM ICHIKAWA S (JPN) LM NYQVIST A (SWE) SBL TROFIMOV D (KAZ)	GS MEREDITH F (GBR) RS JALARVO J (FIN)	GJ GARCIA D (ESP) GJ LUDWIG F (ESP) SK MORENO J (ESP) TK TERREN J (ESP)
13	KAZ - USA Colour: (blue) (white) Bench: (right) (left)	GSP	SAT 7 FEB	20:30	Ref HEIKKINEN L (FIN) SBR OSKIRKO I (RUS) LM LORENTSEN BAKLI G (NOR) LM PARK JS (KOR) SBL AMBROSETTI F (SUI)	GS NIEMINEN A (FIN) RS BERTOLOTTI R (SUI)	GJ GARCIA D (ESP) GJ LUDWIG F (ESP) SK MORENO J (ESP) TK TERREN J (ESP)
14	CZE - CHN Colour: (white) (blue) Bench: (right) (left)	GSP	SUN 8 FEB	17:00	Ref PIGUILLEM PEREZ de ROZAS M (ESP) SBR ANSONS A (LAT) LM AMBROSETTI F (SUI) LM VANOOSTEN N (CAN) SBL NYQVIST A (SWE)	GS GONZALEZ F (ESP) RS BERTOLOTTI R (SUI)	GJ LUDWIG F (ESP) GJ GARCIA D (ESP) SK MORENO J (ESP) TK TERREN J (ESP)
15	ESP - SVK Colour: (black) (white) Bench: (right) (left)	GSP	SUN 8 FEB	20:30	Ref OSKIRKO I (RUS) SBR HORAK T (CZE) LM HEINONEN T (FIN) LM LIU R (CHN) SBL ICHIKAWA S (JPN)	GS NIEMINEN A (FIN) RS JALARVO J (FIN)	GJ PARK JS (KOR) GJ KACEJ L (SVK) SK MORENO J (ESP) TK TERREN J (ESP)
16	JPN - CHN Colour: (black) (white) Bench: (right) (left)	GSP	TUE 10 FEB	13:30	Ref BJALKANDER P (SWE) SBR TZIRTZIGANIS T (BEL) LM NYQVIST A (SWE) LM TROBAJO NAVARRO C (ESP) SBL PARK JS (KOR)	GS NIEMINEN A (FIN) RS JALARVO J (FIN)	GJ LUDWIG F (ESP) GJ GARCIA D (ESP) SK MORENO J (ESP) TK TERREN J (ESP)
17	ESP - KOR Colour: (black) (white) Bench: (right) (left)	GSP	TUE 10 FEB	20:30	Ref HORAK T (CZE) SBR ANSONS A (LAT) LM ICHIKAWA S (JPN) LM van GRINSVEN C (BEL) SBL VANOOSTEN N (CAN)	GS GONZALEZ F (ESP) RS BERTOLOTTI R (SUI)	GJ AMBROSETTI F (SUI) GJ LIU R (CHN) SK MORENO J (ESP) TK TERREN J (ESP)




G	Teams	Venue	Date	Time	On-ice Officials	Supervisors	Others
18	USA - SWE Colour: (white) (blue) Bench: (right) (left)	GSP	TUE 10 FEB	17:00	Ref CAMPBELL M (CAN) SBR HEIKKINEN L (FIN) LM KACEJ L (SVK) LM LORENTSEN BAKLI G (NOR) SBL HEINONEN T (FIN)	GS NIEMINEN A (FIN) RS JALARVO J (FIN)	GJ LUDWIG F (ESP) GJ GARCIA D (ESP) SK MORENO J (ESP) TK TERREN J (ESP)
19	RUS - SVK Colour: (red) (white) Bench: (right) (left)	GSP	WED 11 FEB	13:30	Ref BJALKANDER P (SWE) Ref HEIKKINEN L (FIN) LM AMBROSETTI F (SUI) LM VANOOSTEN N (CAN) SBL van GRINSVEN C (BEL)	GS NIEMINEN A (FIN) RS BERTOLOTTI R (SUI)	GJ GARCIA D (ESP) GJ LUDWIG F (ESP) SK MORENO J (ESP) TK TERREN J (ESP)
20	CZE - KOR Colour: (white) (blue) Bench: (right) (left)	GSP	WED 11 FEB	17:00	Ref CAMPBELL M (CAN) Ref TZIRTZIGANIS T (BEL) LM ICHIKAWA S (JPN) LM TROBAJO NAVARRO C (ESP) SBL LORENTSEN BAKLI G (NOR)	GS MEREDITH F (GBR) RS JALARVO J (FIN)	GJ GARCIA D (ESP) GJ PUCHE M (ESP) SK MORENO J (ESP) TK TERREN J (ESP)
21	CAN - USA Colour: (red) (white) Bench: (right) (left)	GSP	WED 11 FEB	20:30	Ref ANSONS A (LAT) Ref OSKIRKO I (RUS) LM HEINONEN T (FIN) LM NYQVIST A (SWE) SBL LORENTSEN BAKLI G (NOR)	GS MEREDITH F (GBR) RS JALARVO J (FIN)	GJ GARCIA D (ESP) GJ SOTO M (ESP) SK MORENO J (ESP) TK TERREN J (ESP)
22	KAZ - JPN Colour: (blue) (white) Bench: (right) (left)	MUP	WED 11 FEB	21:15	Ref HEIKKINEN L (FIN) Ref HORAK T (CZE) LM LIU R (CHN) LM PARK JS (KOR) SBL KACEJ L (SVK)	GS GONZALEZ F (ESP) RS BERTOLOTTI R (SUI)	GJ DEGAYON N (ESP) GJ CAPARROS R (ESP) SK CREUS R (ESP) TK COSP D (ESP)
23	SWE - ESP Colour: (yellow) (black) Bench: (right) (left)	GSP	THU 12 FEB	13:30	Ref HORAK T (CZE) SBR CAMPBELL M (CAN) LM KACEJ L (SVK) LM van GRINSVEN C (BEL) SBL PARK JS (KOR)	GS MEREDITH F (GBR) RS JALARVO J (FIN)	GJ NYQVIST A (SWE) GJ VANOOSTEN N (CAN) SK MORENO J (ESP) TK TERREN J (ESP)
24	SVK - USA Colour: (blue) (white) Bench: (left) (right)	MUP	THU 12 FEB	17:00	Ref OSKIRKO I (RUS) SBR BJALKANDER P (SWE) LM AMBROSETTI F (SUI) LM LIU R (CHN) SBL ICHIKAWA S (JPN)	GS NIEMINEN A (FIN) RS BERTOLOTTI R (SUI)	GJ GARCIA D (ESP) GJ LUDWIG F (ESP) SK MORENO J (ESP) TK TERREN J (ESP)
25	JPN - KOR Colour: (black) (white) Bench: (left) (right)	MUP	THU 12 FEB	20:30	Ref PIGUILLEM PEREZ de ROZAS M (ESP) SBR HEIKKINEN L (FIN) LM LORENTSEN BAKLI G (NOR) LM TROBAJO NAVARRO C (ESP) SBL HEINONEN T (FIN)	GS GONZALEZ F (ESP) RS JALARVO J (FIN)	GJ GARCIA D (ESP) GJ LUDWIG F (ESP) SK MORENO J (ESP) TK TERREN J (ESP)
26	ESP - CHN Colour: (black) (white) Bench: (right) (left)	GSP	FRI 13 FEB	13:30	Ref ANSONS A (LAT) LM ICHIKAWA S (JPN) LM PARK JS (KOR)	GS MEREDITH F (GBR) RS BERTOLOTTI R (SUI)	GJ KACEJ L (SVK) GJ LORENTSEN BAKLI G (NOR) SK MORENO J (ESP) TK TERREN J (ESP)



G	Teams	Venue	Date	Time	On-ice Officials	Supervisors	Others
27	CAN - RUS Colour: (red) (white) Bench: (right) (left)	GSP	FRI 13 FEB	17:00	Ref BJALKANDER P (SWE) Ref HEIKKINEN L (FIN) SBR TZIRTZIGANIS T (BEL) LM HEINONEN T (FIN) LM NYQVIST A (SWE) SBL KACEJ L (SVK)	GS MEREDITH F (GBR) RS BERTOLOTTI R (SUI)	GJ PUCHE M (ESP) GJ TOLEDO D (ESP) SK MORENO J (ESP) TK TERREN J (ESP)
28	USA - KOR Colour: (blue) (white) Bench: (left) (right)	MUP	FRI 13 FEB	17:00	Ref FIGUILLEM PEREZ de ROZAS M (ESP) LM LIU R (CHN) LM van GRINSVEN C (BEL)	GS NIEMINEN A (FIN) RS JALARVO J (FIN)	GJ SANCHEZ A GJ GARCIA L SK CREUS R (ESP) TK COSP D (ESP)
29	CZE - KAZ Colour: (white) (blue) Bench: (right) (left)	GSP	FRI 13 FEB	20:30	Ref CAMPBELL M (CAN) Ref OSKIRKO I (RUS) SBR TZIRTZIGANIS T (BEL) LM AMBROSETTI F (SUI) LM VANOOSTEN N (CAN)	GS GONZALEZ F (ESP) RS JALARVO J (FIN)	GJ GARCIA D (ESP) GJ PUCHE M (ESP) SK MORENO J (ESP) TK TERREN J (ESP)
30	SVK - JPN Colour: (white) (black) Bench: (left) (right)	MUP	FRI 13 FEB	20:30	Ref HORAK T (CZE) LM LORENTSEN BAKLI G (NOR) LM TROBAJO NAVARRO C (ESP)	GS NIEMINEN A (FIN) RS BERTOLOTTI R (SUI)	GJ DEGAYON N (ESP) GJ CAPARROS R (ESP) SK CREUS R (ESP) TK COSP D (ESP)
31	CHN - SWE Colour: (blue) (yellow) Bench: (left) (right)	MUP	SAT 14 FEB	11:00	Ref TZIRTZIGANIS T (BEL) SBR FIGUILLEM PEREZ de ROZAS M (ESP) LM KACEJ L (SVK) LM van GRINSVEN C (BEL) SBL TROBAJO NAVARRO C (ESP)	GS NIEMINEN A (FIN) RS BERTOLOTTI R (SUI)	GJ SANCHEZ A GJ GARCIA L SK CREUS R (ESP) TK COSP D (ESP)
32	CAN - CZE Colour: (white) (red) Bench: (right) (left)	GSP	SAT 14 FEB	12:00	Ref ANSONS A (LAT) Ref OSKIRKO I (RUS) SBR BJALKANDER P (SWE) LM LORENTSEN BAKLI G (NOR) LM PARK JS (KOR) SBL ICHIKAWA S (JPN)	GS MEREDITH F (GBR) RS JALARVO J (FIN)	GJ GARCIA D (ESP) GJ LOPEZ F (ESP) SK MORENO J (ESP) TK TERREN J (ESP)
33	KAZ - RUS Colour: (blue) (white) Bench: (right) (left)	GSP	SAT 14 FEB	16:00	Ref CAMPBELL M (CAN) Ref HEIKKINEN L (FIN) SBR BJALKANDER P (SWE) LM NYQVIST A (SWE) LM VANOOSTEN N (CAN) SBL HEINONEN T (FIN)	GS MEREDITH F (GBR) RS BERTOLOTTI R (SUI)	GJ GARCIA D (ESP) GJ LOPEZ F (ESP) SK MORENO J (ESP) TK TERREN J (ESP)

LEGEND

G	Game number	GJ	Goal judge	GS	Game supervisor	GSP	Granada Sport Palace
LM	Linesman	MUP	Mulhacen Pavilion	Ref	Referee	RS	Referee supervisor
SBL	Standby linesman	SBR	Standby referee	SK	Scorekeeper	TK	Timekeeper

Timing and Results provided by  TISSOT



Tournament Progress

As of SUN 8 FEB 2015

Game	Group	Date	Time	Teams	Results	1	2	3	OT	GWS	Venue
1	C	TUE 3 FEB	13:30	KAZ - JPN	3 - 2	0 - 0	2 - 1	1 - 1			Granada Sport Palace
2	B	TUE 3 FEB	17:00	KOR - CAN	1 - 11	1 - 1	0 - 4	0 - 6			Granada Sport Palace
3	B	TUE 3 FEB	20:30	RUS - SWE	5 - 1	2 - 0	1 - 1	2 - 0			Granada Sport Palace
4	A	WED 4 FEB	13:30	SVK - CZE	3 - 6	1 - 3	0 - 2	2 - 1			Granada Sport Palace
5	A	WED 4 FEB	20:30	CHN - ESP	0 - 8	0 - 1	0 - 2	0 - 5			Granada Sport Palace
6	B	THU 5 FEB	13:30	RUS - KOR	13 - 0	5 - 0	4 - 0	4 - 0			Granada Sport Palace
7	B	THU 5 FEB	17:00	CAN - SWE	7 - 0	3 - 0	1 - 0	3 - 0			Granada Sport Palace
8	C	THU 5 FEB	20:30	USA - JPN	2 - 3	0 - 0	0 - 1	2 - 2			Granada Sport Palace
9	A	FRI 6 FEB	17:00	ESP - CZE	2 - 5	0 - 1	0 - 4	2 - 0			Granada Sport Palace
10	A	FRI 6 FEB	20:30	SVK - CHN	13 - 1	3 - 0	5 - 1	5 - 0			Granada Sport Palace
11	B	SAT 7 FEB	13:30	SWE - KOR	5 - 4	2 - 0	0 - 2	2 - 2	0 - 0	1 - 0	Granada Sport Palace
12	B	SAT 7 FEB	17:00	CAN - RUS	5 - 3	0 - 2	3 - 1	2 - 0			Granada Sport Palace
13	C	SAT 7 FEB	20:30	KAZ - USA	2 - 3	0 - 1	1 - 1	1 - 0	0 - 0	0 - 1	Granada Sport Palace
14	A	SUN 8 FEB	17:00	CZE - CHN	9 - 0	1 - 0	3 - 0	5 - 0			Granada Sport Palace
15	A	SUN 8 FEB	20:30	ESP - SVK	2 - 5	1 - 1	0 - 3	1 - 1			Granada Sport Palace

Group A

Rank (GR)	Team	GP	W	OTW	OTL	L	GDF	GF : GA	PTS
1	CZE	3	3	0	0	0	+15	20 : 5	9
2	SVK	3	2	0	0	1	+12	21 : 9	6
3	ESP	3	1	0	0	2	+2	12 : 10	3
4	CHN	3	0	0	0	3	-29	1 : 30	0

Group B

Rank (GR)	Team	GP	W	OTW	OTL	L	GDF	GF : GA	PTS
1	CAN	3	3	0	0	0	+19	23 : 4	9
2	RUS	3	2	0	0	1	+15	21 : 6	6
3	SWE	3	0	1	0	2	-10	6 : 16	2
4	KOR	3	0	0	1	2	-24	5 : 29	1

Group C

Rank (GR)	Team	GP	W	OTW	OTL	L	GDF	GF : GA	PTS
1	KAZ	2	1	0	1	0	0	5 : 5	4
2	JPN	2	1	0	0	1	0	5 : 5	3
3	USA	2	0	1	0	1	0	5 : 5	2

Preliminary Round Combined Ranking

Rank	Team	GR	PTS/GP	GDF	GF	TS
1S	CAN	1	3	+19	23	2
2S	CZE	1	3	+15	20	7
3S	KAZ	1	2	0	5	3
4S	RUS	2	2	+15	21	4
5S	SVK	2	2	+12	21	6
6S	JPN	2	1.5	0	5	9
7S	ESP	3	1	+2	12	1
8S	USA	3	1	0	5	5
9S	SWE	3	0.6	-10	6	8
10S	KOR	4	0.3	-24	5	10
11S	CHN	4	0	-29	1	11

NOTE

Rank within each group (GR) is based on points. For tie-break rules and explanation of the criteria for final standings at the completion of the preliminary round see 'Competition Format and Rules'.

LEGEND

1 1st period	2 2nd period	3 3rd period	GA Goals against	GDF Goal difference
GF Goals for	GP Games played	GR Group rank	GWS Game winning shot	L Losses
nD Final rank for preliminary round	OT Overtime	OTL Overtime loss	OTW Overtime win	PTS Points
TS Tournament seeding	W Wins	PTS/GP Average points per game		

Timing and Results provided by **TISSOT**



Tournament Progress

As of SAT 14 FEB 2015

Qualifications	Quarterfinals	Semifinals	Finals
	RUS 7 Game #19 FEB 11 13:30 SVK 0	RUS 3	RUS 3
	CAN 4 Game #21 FEB 11 20:30 USA 0	CAN 2	RUS 3
USA 4 Game #18 FEB 10 17:00 SWE 1			RUS 3
ESP 3 Game #17 FEB 10 20:30 KOR 4	CZE 12 Game #20 FEB 11 17:00 KOR 0	CZE 1	RUS 3
JPN 12 Game #16 FEB 10 13:30 CHN 3	KAZ 4 Game #22 FEB 11 21:15 JPN 1	KAZ 2	RUS 3
			Game #33 FEB 14 16:00 Gold Medal Game
			RUS 3
			Game #29 FEB 13 20:30
			KAZ 1
			Game #32 FEB 14 12:00 Bronze Medal Game
			CAN 6
			CAN 6
			CZE 2

Final Ranking

- Gold Russian Federation
- Silver Kazakhstan
- Bronze Canada
- 4 Czech Republic
- 5 Slovakia
- 6 Japan
- 7 United States of America
- 8 Republic of Korea
- 9 Sweden
- 10 Spain
- 11 China P.R.

Classifications

USA 4 Game #24 FEB 12 17:00 SVK 5	SVK 8	
JPN 4 Game #25 FEB 12 20:30 KOR 1	JPN 3	SVK 8
		USA 8
		USA 8
		KOR 3

Game	Round	Date	Time	Teams	Results	1	2	3	OT	GWS	Venue
16	QP	TUE 10	FEB 13:30	JPN - CHN	12 - 3	4 - 2	1 - 1	7 - 0			Granada Sport Palace
17	QP	TUE 10	FEB 20:30	ESP - KOR	3 - 4	1 - 3	1 - 0	1 - 1			Granada Sport Palace
18	QP	TUE 10	FEB 17:00	USA - SWE	4 - 1	0 - 0	1 - 1	3 - 0			Granada Sport Palace
19	QF	WED 11	FEB 13:30	RUS - SVK	7 - 0	3 - 0	0 - 0	4 - 0			Granada Sport Palace
20	QF	WED 11	FEB 17:00	CZE - KOR	12 - 0	5 - 0	4 - 0	3 - 0			Granada Sport Palace
21	QF	WED 11	FEB 20:30	CAN - USA	4 - 0	2 - 0	0 - 0	2 - 0			Granada Sport Palace
22	QF	WED 11	FEB 21:15	KAZ - JPN	4 - 1	2 - 0	0 - 1	2 - 0			Mulhacen Pavilion
24	CL	THU 12	FEB 17:00	SVK - USA	5 - 4	4 - 1	0 - 2	0 - 1	0 - 0	1 - 0	Mulhacen Pavilion
25	CL	THU 12	FEB 20:30	JPN - KOR	4 - 1	1 - 1	0 - 0	3 - 0			Mulhacen Pavilion
27	SF	FRI 13	FEB 17:00	CAN - RUS	2 - 3	0 - 1	1 - 0	1 - 1	0 - 0	0 - 1	Granada Sport Palace
28	CL	FRI 13	FEB 17:00	USA - KOR	8 - 3	1 - 1	4 - 0	3 - 2			Mulhacen Pavilion
29	SF	FRI 13	FEB 20:30	CZE - KAZ	1 - 2	0 - 1	0 - 1	1 - 0			Granada Sport Palace


Timing and Results provided by  TISSOT



Game	Round	Date	Time	Teams	Results	1	2	3	OT	GWS	Venue
30	CL	FRI 13 FEB	20:30	SVK - JPN	8 - 3	2 - 1	1 - 1	5 - 1			Mulhacen Pavilion
32	BMG	SAT 14 FEB	12:00	CAN - CZE	6 - 2	2 - 0	0 - 1	4 - 1			Granada Sport Palace
33	GMG	SAT 14 FEB	16:00	KAZ - RUS	1 - 3	0 - 2	0 - 1	1 - 0			Granada Sport Palace

LEGEND

1	1st period	2	2nd period	3	3rd period	BMG	Bronze Medal Game
GMG	Gold Medal Game	GWS	Game Winning Shot	OT	Overtime	QF	Quarterfinals
QP	Qualification Play-off	SF	Semifinals				

Timing and Results provided by  **TISSOT**



Game Results by Team

As of SAT 14 FEB 2015

CAN - Canada

Game	Date	Time	Phase	Teams	Results	1	2	3	OT	GWS	Venue
2	TUE 3	FEB 17:00	Gp B	KOR - CAN	1 - 11	1 - 1	0 - 4	0 - 6			Granada Sport Palace
7	THU 5	FEB 17:00	Gp B	CAN - SWE	7 - 0	3 - 0	1 - 0	3 - 0			Granada Sport Palace
12	SAT 7	FEB 17:00	Gp B	CAN - RUS	5 - 3	0 - 2	3 - 1	2 - 0			Granada Sport Palace
21	WED 11	FEB 20:30	QF	CAN - USA	4 - 0	2 - 0	0 - 0	2 - 0			Granada Sport Palace
27	FRI 13	FEB 17:00	SF	CAN - RUS	2 - 3	0 - 1	1 - 0	1 - 1	0 - 0	0 - 1	Granada Sport Palace
32	SAT 14	FEB 12:00	BMG	CAN - CZE	6 - 2	2 - 0	0 - 1	4 - 1			Granada Sport Palace

CHN - China P.R.

Game	Date	Time	Phase	Teams	Results	1	2	3	OT	GWS	Venue
5	WED 4	FEB 20:30	Gp A	CHN - ESP	0 - 8	0 - 1	0 - 2	0 - 5			Granada Sport Palace
10	FRI 6	FEB 20:30	Gp A	SVK - CHN	13 - 1	3 - 0	5 - 1	5 - 0			Granada Sport Palace
14	SUN 8	FEB 17:00	Gp A	CZE - CHN	9 - 0	1 - 0	3 - 0	5 - 0			Granada Sport Palace
16	TUE 10	FEB 13:30	QP	JPN - CHN	12 - 3	4 - 2	1 - 1	7 - 0			Granada Sport Palace
26	FRI 13	FEB 13:30	Gp D	ESP - CHN	8 - 2	1 - 0	4 - 1	3 - 1			Granada Sport Palace
31	SAT 14	FEB 11:00	Gp D	CHN - SWE	0 - 4	0 - 2	0 - 0	0 - 2			Mulhacen Pavilion

CZE - Czech Republic

Game	Date	Time	Phase	Teams	Results	1	2	3	OT	GWS	Venue
4	WED 4	FEB 13:30	Gp A	SVK - CZE	3 - 6	1 - 3	0 - 2	2 - 1			Granada Sport Palace
9	FRI 6	FEB 17:00	Gp A	ESP - CZE	2 - 5	0 - 1	0 - 4	2 - 0			Granada Sport Palace
14	SUN 8	FEB 17:00	Gp A	CZE - CHN	9 - 0	1 - 0	3 - 0	5 - 0			Granada Sport Palace
20	WED 11	FEB 17:00	QF	CZE - KOR	12 - 0	5 - 0	4 - 0	3 - 0			Granada Sport Palace
29	FRI 13	FEB 20:30	SF	CZE - KAZ	1 - 2	0 - 1	0 - 1	1 - 0			Granada Sport Palace
32	SAT 14	FEB 12:00	BMG	CAN - CZE	6 - 2	2 - 0	0 - 1	4 - 1			Granada Sport Palace

ESP - Spain

Game	Date	Time	Phase	Teams	Results	1	2	3	OT	GWS	Venue
5	WED 4	FEB 20:30	Gp A	CHN - ESP	0 - 8	0 - 1	0 - 2	0 - 5			Granada Sport Palace
9	FRI 6	FEB 17:00	Gp A	ESP - CZE	2 - 5	0 - 1	0 - 4	2 - 0			Granada Sport Palace
15	SUN 8	FEB 20:30	Gp A	ESP - SVK	2 - 5	1 - 1	0 - 3	1 - 1			Granada Sport Palace
17	TUE 10	FEB 20:30	QP	ESP - KOR	3 - 4	1 - 3	1 - 0	1 - 1			Granada Sport Palace
23	THU 12	FEB 13:30	Gp D	SWE - ESP	5 - 1	2 - 1	3 - 0	0 - 0			Granada Sport Palace
26	FRI 13	FEB 13:30	Gp D	ESP - CHN	8 - 2	1 - 0	4 - 1	3 - 1			Granada Sport Palace

JPN - Japan

Game	Date	Time	Phase	Teams	Results	1	2	3	OT	GWS	Venue
1	TUE 3	FEB 13:30	Gp C	KAZ - JPN	3 - 2	0 - 0	2 - 1	1 - 1			Granada Sport Palace
8	THU 5	FEB 20:30	Gp C	USA - JPN	2 - 3	0 - 0	0 - 1	2 - 2			Granada Sport Palace
16	TUE 10	FEB 13:30	QP	JPN - CHN	12 - 3	4 - 2	1 - 1	7 - 0			Granada Sport Palace
22	WED 11	FEB 21:15	QF	KAZ - JPN	4 - 1	2 - 0	0 - 1	2 - 0			Mulhacen Pavilion
25	THU 12	FEB 20:30	CL	JPN - KOR	4 - 1	1 - 1	0 - 0	3 - 0			Mulhacen Pavilion
30	FRI 13	FEB 20:30	C5-6	SVK - JPN	8 - 3	2 - 1	1 - 1	5 - 1			Mulhacen Pavilion

KAZ - Kazakhstan

Game	Date	Time	Phase	Teams	Results	1	2	3	OT	GWS	Venue
1	TUE 3	FEB 13:30	Gp C	KAZ - JPN	3 - 2	0 - 0	2 - 1	1 - 1			Granada Sport Palace
13	SAT 7	FEB 20:30	Gp C	KAZ - USA	2 - 3	0 - 1	1 - 1	1 - 0	0 - 0	0 - 1	Granada Sport Palace
22	WED 11	FEB 21:15	QF	KAZ - JPN	4 - 1	2 - 0	0 - 1	2 - 0			Mulhacen Pavilion
29	FRI 13	FEB 20:30	SF	CZE - KAZ	1 - 2	0 - 1	0 - 1	1 - 0			Granada Sport Palace
33	SAT 14	FEB 16:00	GMG	KAZ - RUS	1 - 3	0 - 2	0 - 1	1 - 0			Granada Sport Palace



KOR - Republic of Korea

Game	Date	Time	Phase	Teams	Results	1	2	3	OT	GWS	Venue
2	TUE 3	FEB 17:00	Gp B	KOR - CAN	1 - 11	1 - 1	0 - 4	0 - 6			Granada Sport Palace
6	THU 5	FEB 13:30	Gp B	RUS - KOR	13 - 0	5 - 0	4 - 0	4 - 0			Granada Sport Palace
11	SAT 7	FEB 13:30	Gp B	SWE - KOR	5 - 4	2 - 0	0 - 2	2 - 2	0 - 0	1 - 0	Granada Sport Palace
17	TUE 10	FEB 20:30	QP	ESP - KOR	3 - 4	1 - 3	1 - 0	1 - 1			Granada Sport Palace
20	WED 11	FEB 17:00	QF	CZE - KOR	12 - 0	5 - 0	4 - 0	3 - 0			Granada Sport Palace
25	THU 12	FEB 20:30	CL	JPN - KOR	4 - 1	1 - 1	0 - 0	3 - 0			Mulhacen Pavilion
28	FRI 13	FEB 17:00	C7-8	USA - KOR	8 - 3	1 - 1	4 - 0	3 - 2			Mulhacen Pavilion

RUS - Russian Federation

Game	Date	Time	Phase	Teams	Results	1	2	3	OT	GWS	Venue
3	TUE 3	FEB 20:30	Gp B	RUS - SWE	5 - 1	2 - 0	1 - 1	2 - 0			Granada Sport Palace
6	THU 5	FEB 13:30	Gp B	RUS - KOR	13 - 0	5 - 0	4 - 0	4 - 0			Granada Sport Palace
12	SAT 7	FEB 17:00	Gp B	CAN - RUS	5 - 3	0 - 2	3 - 1	2 - 0			Granada Sport Palace
19	WED 11	FEB 13:30	QF	RUS - SVK	7 - 0	3 - 0	0 - 0	4 - 0			Granada Sport Palace
27	FRI 13	FEB 17:00	SF	CAN - RUS	2 - 3	0 - 1	1 - 0	1 - 1	0 - 0	0 - 1	Granada Sport Palace
33	SAT 14	FEB 16:00	GMG	KAZ - RUS	1 - 3	0 - 2	0 - 1	1 - 0			Granada Sport Palace

SVK - Slovakia

Game	Date	Time	Phase	Teams	Results	1	2	3	OT	GWS	Venue
4	WED 4	FEB 13:30	Gp A	SVK - CZE	3 - 6	1 - 3	0 - 2	2 - 1			Granada Sport Palace
10	FRI 6	FEB 20:30	Gp A	SVK - CHN	13 - 1	3 - 0	5 - 1	5 - 0			Granada Sport Palace
15	SUN 8	FEB 20:30	Gp A	ESP - SVK	2 - 5	1 - 1	0 - 3	1 - 1			Granada Sport Palace
19	WED 11	FEB 13:30	QF	RUS - SVK	7 - 0	3 - 0	0 - 0	4 - 0			Granada Sport Palace
24	THU 12	FEB 17:00	CL	SVK - USA	5 - 4	4 - 1	0 - 2	0 - 1	0 - 0	1 - 0	Mulhacen Pavilion
30	FRI 13	FEB 20:30	C5-6	SVK - JPN	8 - 3	2 - 1	1 - 1	5 - 1			Mulhacen Pavilion

SWE - Sweden

Game	Date	Time	Phase	Teams	Results	1	2	3	OT	GWS	Venue
3	TUE 3	FEB 20:30	Gp B	RUS - SWE	5 - 1	2 - 0	1 - 1	2 - 0			Granada Sport Palace
7	THU 5	FEB 17:00	Gp B	CAN - SWE	7 - 0	3 - 0	1 - 0	3 - 0			Granada Sport Palace
11	SAT 7	FEB 13:30	Gp B	SWE - KOR	5 - 4	2 - 0	0 - 2	2 - 2	0 - 0	1 - 0	Granada Sport Palace
18	TUE 10	FEB 17:00	QP	USA - SWE	4 - 1	0 - 0	1 - 1	3 - 0			Granada Sport Palace
23	THU 12	FEB 13:30	Gp D	SWE - ESP	5 - 1	2 - 1	3 - 0	0 - 0			Granada Sport Palace
31	SAT 14	FEB 11:00	Gp D	CHN - SWE	0 - 4	0 - 2	0 - 0	0 - 2			Mulhacen Pavilion

USA - United States of America

Game	Date	Time	Phase	Teams	Results	1	2	3	OT	GWS	Venue
8	THU 5	FEB 20:30	Gp C	USA - JPN	2 - 3	0 - 0	0 - 1	2 - 2			Granada Sport Palace
13	SAT 7	FEB 20:30	Gp C	KAZ - USA	2 - 3	0 - 1	1 - 1	1 - 0	0 - 0	0 - 1	Granada Sport Palace
18	TUE 10	FEB 17:00	QP	USA - SWE	4 - 1	0 - 0	1 - 1	3 - 0			Granada Sport Palace
21	WED 11	FEB 20:30	QF	CAN - USA	4 - 0	2 - 0	0 - 0	2 - 0			Granada Sport Palace
24	THU 12	FEB 17:00	CL	SVK - USA	5 - 4	4 - 1	0 - 2	0 - 1	0 - 0	1 - 0	Mulhacen Pavilion
28	FRI 13	FEB 17:00	C7-8	USA - KOR	8 - 3	1 - 1	4 - 0	3 - 2			Mulhacen Pavilion

LEGEND

BMG Bronze Medal Game	GMG Gold Medal Game	Gp Group	GWS Game Winning Shots
OT Overtime	QF Quarterfinals	QP Qualification Play-off	SF Semifinals

Timing and Results provided by **TISSOT**



Player Statistics by Team

As of SAT 14 FEB 2015

Including Game #32

CAN - Canada

Playing Statistics


No	Name	Pos	GP	G	A	PTS	PIM	+/-	GWG	PPG	SHG	SOG	SG%
1	LAZARUK Kristopher Robert	GK	5	0	0	0	0		0	0	0	0	0.00
3	DELAHEY Matthew Kenneth	D	6	0	1	1	10	+7	0	0	0	4	0.00
4	CURRAN Kodie James	D	6	0	4	4	6	+3	0	0	0	13	0.00
5	PAULSEN Luke Eric	D	6	0	4	4	0	+5	0	0	0	6	0.00
6	McFAULL Kendall	D	6	0	2	2	8	+10	0	0	0	12	0.00
7	MAXWELL Stanley Mitchell	F	6	2	4	6	4	+7	0	0	0	9	22.22
8	MANNING Neil Alton	D	6	1	3	4	0	+4	1	0	0	13	7.69
9	PEARCE Elgin James Milton	F	6	2	1	3	2	+6	0	0	0	14	14.29
10	COLLINS Christopher James	F	6	5	3	8	2	+4	1	2	0	16	31.25
11	REDDICK Kruse Allan	F	6	5	3	8	4	+6	1	1	0	19	26.32
12	HICKMOTT Jordan Lindsay	F	6	3	2	5	0	+2	0	1	0	21	14.29
15	FOWLIE Cody Joseph Allan	F	6	1	2	3	6	+4	0	0	0	6	16.67
16	FOSTER Taylor Joseph	F	6	2	4	6	0	+2	1	0	0	18	11.11
17	DEPAPE Jordan Matthew Orr	F	6	0	4	4	4	+5	0	0	0	9	0.00
19	KOPER Levko Steven John	F	6	3	5	8	0	+7	0	1	1	15	20.00
21	ROWLEY Jordan Thomas	D	6	0	4	4	10	+8	0	0	0	21	0.00
22	CRAIGE Jesse Wade	D	6	2	2	4	12	+5	1	1	0	15	13.33
23	McCALLUM Craig	F	6	0	0	0	0	+2	0	0	0	12	0.00
24	FIDDLER Tyler Wayne	F	6	2	1	3	8	+4	0	0	0	15	13.33
25	KING Kevin Jarrett	F	6	5	3	8	8	+5	0	1	1	23	21.74
26	CARTIER Cody Jessie	F	6	2	2	4	8	+5	0	0	0	6	33.33
30	FLETTE Dalyn Ross	GK	2	0	0	0	0		0	0	0	0	0.00
31	HOLFELD Ryan Michael	GK	5	0	0	0	0		0	0	0	0	0.00

Goalkeeping Statistics

No	Name	GPT	GKD	GPI	MIP	MIP%	GA	SVS	SOG	SVS%	GAA	SO	W	L
1	LAZARUK Kristopher Robert	6	5	4	214:14	58.69	8	101	109	92.66	2.24	0	2	1
30	FLETTE Dalyn Ross	6	2	0	00:00	0.00	0	0	0	0.00	0.00	0	0	0
31	HOLFELD Ryan Michael	6	5	3	150:46	41.31	1	35	36	97.22	0.40	2	2	0

LEGEND

A Assists	D Defence	F Forward
G Goals	GA Goals against	GAA Goals against as average per 60 minutes
GK Goalkeeper	GKD Goalkeeper dressed	GP Number of games played
GPI Games played indeed	GPT Number of games played by team	GWG Game winning goals
L Number of games lost	MIP Minutes and seconds played	MIP% MIP as percentage
No Jersey number	PIM Penalties in minutes	Pos Position on team
PPG Power play goals	PTS Points	SG% Percentage of goals from total shots
SHG Shorthanded goals	SO Shutouts	SOG Shots on goal
SVS Saves	SVS% SVS as percentage of total SOG	W Number of games won
+/- Plus/minus net		

Timing and Results provided by 



Player Statistics by Team

As of SAT 14 FEB 2015
Including Game #31

CHN - China P.R.

Playing Statistics

No	Name	Pos	GP	G	A	PTS	PIM	+/-	GWG	PPG	SHG	SOG	SG%
1	WU Jiankun	GK	6	0	0	0	0		0	0	0	0	0.00
2	LI Ning	D	6	0	0	0	4	-12	0	0	0	3	0.00
3	FAN Yi	F	0	0	0	0	0	0	0	0	0	0	0.00
4	YU Xiaolong	F	0	0	0	0	0	0	0	0	0	0	0.00
5	GUAN Tianyi	D	4	0	0	0	4	-5	0	0	0	4	0.00
6	HUANG Peng	F	6	0	1	1	14	-11	0	0	0	7	0.00
7	ZHANG Zesen	F	5	1	0	1	0	-9	0	0	1	11	9.09
8	ZUO Tianyou	F	5	1	0	1	0	-10	0	0	0	6	16.67
9	LU Hengnan	F	6	2	0	2	28	-16	0	1	0	7	28.57
10	ZHANG Jiaqi	D	6	0	0	0	20	-16	0	0	0	6	0.00
11	YU Mingrunze	F	4	1	0	1	0	-5	0	0	0	9	11.11
12	ZHANG Zhen	D	6	0	1	1	10	-7	0	0	0	9	0.00
13	YUE Xinhao	F	6	0	1	1	6	-8	0	0	0	1	0.00
14	ZHANG Zheming	D	6	0	0	0	2	-4	0	0	0	1	0.00
15	WU Hao	F	6	1	1	2	4	-15	0	1	0	6	16.67
16	QIAN Jinglin	D	6	0	0	0	14	-14	0	0	0	1	0.00
17	WU Jiasiteng	D	4	0	0	0	8	-9	0	0	0	7	0.00
18	MA Tianyue	F	5	0	0	0	2	-9	0	0	0	1	0.00
19	YANG Zhenyu	F	3	0	0	0	0	-3	0	0	0	2	0.00
20	BAO Jiachang	F	6	0	0	0	4	-6	0	0	0	2	0.00
21	NAN Jiangming	F	6	0	1	1	0	-5	0	0	0	1	0.00
22	SUN Zehao	GK	6	0	0	0	2		0	0	0	0	0.00

Goalkeeping Statistics

No	Name	GPT	GKD	GPI	MIP	MIP%	GA	SVS	SOG	SVS%	GAA	SO	W	L
1	WU Jiankun	6	6	6	98:41	27.41	20	93	113	82.30	12.16	0	0	1
22	SUN Zehao	6	6	6	261:19	72.59	34	318	352	90.34	7.81	0	0	5

LEGEND

A Assists	D Defence	F Forward
G Goals	GA Goals against	GAA Goals against as average per 60 minutes
GK Goalkeeper	GKD Goalkeeper dressed	GP Number of games played
GPI Games played indeed	GPT Number of games played by team	GWG Game winning goals
L Number of games lost	MIP Minutes and seconds played	MIP% MIP as percentage
No Jersey number	PIM Penalties in minutes	Pos Position on team
PPG Power play goals	PTS Points	SG% Percentage of goals from total shots
SHG Shorthanded goals	SO Shutouts	SOG Shots on goal
SVS Saves	SVS% SVS as percentage of total SOG	W Number of games won
+/- Plus/minus net		

Timing and Results provided by **TISSOT**



Player Statistics by Team

As of SAT 14 FEB 2015

Including Game #32

CZE - Czech Republic

Playing Statistics

No	Name	Pos	GP	G	A	PTS	PIM	+/-	GWG	PPG	SHG	SOG	SG%
1	SLAMA Jiri	GK	6	0	0	0	0		0	0	0	0	0.00
2	POLIVKA Patrik	GK	6	0	0	0	0		0	0	0	0	0.00
3	STASTNY Tomas	F	6	1	2	3	2	+5	1	0	0	9	11.11
4	MATEJKA Filip	F	6	1	2	3	0	+4	0	0	0	15	6.67
5	NOVAK Dominik	F	6	2	2	4	4	+5	0	0	0	23	8.70
7	DALECKY Jan	D	6	6	4	10	6	+6	1	1	0	34	17.65
8	MULLER Jan	F	4	3	1	4	2	+2	0	1	0	24	12.50
9	HUCKO Petr	F	6	0	4	4	2	+5	0	0	0	10	0.00
10	ARNOST Daniel	F	6	3	4	7	4	+6	0	0	1	19	15.79
11	KOLDA Josef	D	6	1	2	3	4	+3	0	0	0	13	7.69
12	SVARICEK Filip	D	6	2	1	3	6	+5	0	1	0	13	15.38
13	VANEK Rostislav	F	6	4	0	4	2	+3	0	1	0	24	16.67
14	STEINER Dominik	D	6	0	3	3	6	+8	0	0	0	17	0.00
15	ZBORIL Mikulas	D	6	0	0	0	0	+2	0	0	0	12	0.00
16	VOJACEK Filip	D	2	1	0	1	0	0	0	0	0	5	20.00
17	BRZOBOHATY Michal	D	6	0	4	4	0	+2	0	0	0	22	0.00
18	VRANA Lukas	D	6	1	3	4	0	+2	0	0	0	22	4.55
19	SKOLOUD Petr	F	6	3	2	5	2	+3	0	0	0	16	18.75
20	GUTWALD Michal	D	6	1	3	4	6	+6	0	1	0	12	8.33
21	VALASEK Milan	F	6	2	2	4	2	+3	0	0	0	22	9.09
23	PESLAR Jakub	D	5	0	2	2	25	+1	0	0	0	20	0.00
24	ZACHAR David	F	6	4	5	9	6	+6	2	2	0	18	22.22
25	SKVOR Jan	D	6	0	4	4	0	+6	0	0	0	5	0.00

Goalkeeping Statistics

No	Name	GPT	GKD	GPI	MIP	MIP%	GA	SVS	SOG	SVS%	GAA	SO	W	L
1	SLAMA Jiri	6	6	0	00:00	0.00	0	0	0	0.00	0.00	0	0	0
2	POLIVKA Patrik	6	6	6	358:28	100.00	12	83	95	87.37	2.01	2	4	2

LEGEND

A Assists	D Defence	F Forward
G Goals	GA Goals against	GAA Goals against as average per 60 minutes
GK Goalkeeper	GKD Goalkeeper dressed	GP Number of games played
GPI Games played indeed	GPT Number of games played by team	GWG Game winning goals
L Number of games lost	MIP Minutes and seconds played	MIP% MIP as percentage
No Jersey number	PIM Penalties in minutes	Pos Position on team
PPG Power play goals	PTS Points	SG% Percentage of goals from total shots
SHG Shorthanded goals	SO Shutouts	SOG Shots on goal
SVS Saves	SVS% SVS as percentage of total SOG	W Number of games won
+/- Plus/minus net		

Timing and Results provided by **TISSOT**



Player Statistics by Team

As of FRI 13 FEB 2015
Including Game #26

ESP - Spain

Playing Statistics

No	Name	Pos	GP	G	A	PTS	PIM	+/-	GWG	PPG	SHG	SOG	SG%
1	ALCAINE Ander	GK	6	0	0	0	10		0	0	0	0	0.00
2	ALASTRUEY Hector	D	6	0	1	1	2	-6	0	0	0	4	0.00
3	GAINZA Inigo	D	5	0	3	3	31	-1	0	0	0	7	0.00
4	VEA Jorge	D	0	0	0	0	0	0	0	0	0	0	0.00
5	BETRAN Adrian	F	6	1	3	4	6	+1	0	0	0	9	11.11
7	BURGOS Jorge	F	6	0	0	0	6	+1	0	0	0	11	0.00
8	PUYUELO Pablo	F	6	1	1	2	4	-3	0	0	0	7	14.29
9	GONZALEZ Gaston	F	6	2	2	4	6	+1	0	0	0	17	11.76
10	BRAVO Juan Francisco	D	6	1	2	3	2	+2	0	0	0	10	10.00
11	MUNOZ Juan	F	6	5	3	8	4	+1	1	3	0	33	15.15
12	PEDRAZ Alejandro	F	6	0	6	6	2	-1	0	0	0	21	0.00
13	GONZALEZ Pol	F	6	2	2	4	0	+1	0	1	0	15	13.33
14	CARBONELL Alejandro	F	6	1	1	2	2	-2	0	0	0	11	9.09
15	GARCIA-ARIAS Javier	F	6	5	2	7	8	+2	1	2	0	26	19.23
16	MECO Aitor	F	6	0	0	0	0	-3	0	0	0	5	0.00
17	FERNANDEZ-POLA Angel	F	6	0	0	0	2	-5	0	0	0	2	0.00
18	SOLORZANO Ignacio	F	4	0	0	0	14	-1	0	0	0	4	0.00
19	UBIETO Adrian	D	6	2	6	8	4	-3	0	1	0	14	14.29
22	FUENTES Patricio	F	6	3	8	11	0	+5	0	1	0	28	10.71
23	QUEVEDO Carlos	F	3	1	3	4	2	+1	0	0	0	10	10.00
24	VEA Alex	D	6	0	0	0	0	-2	0	0	0	3	0.00
25	GARCIA Ignacio	GK	6	0	0	0	0		0	0	0	0	0.00

Goalkeeping Statistics

No	Name	GPT	GKD	GPI	MIP	MIP%	GA	SVS	SOG	SVS%	GAA	SO	W	L
1	ALCAINE Ander	6	6	5	241:34	67.21	18	177	195	90.77	4.47	1	1	3
25	GARCIA Ignacio	6	6	3	117:52	32.79	3	49	52	94.23	1.53	0	2	1

LEGEND

A Assists	D Defence	F Forward
G Goals	GA Goals against	GAA Goals against as average per 60 minutes
GK Goalkeeper	GKD Goalkeeper dressed	GP Number of games played
GPI Games played indeed	GPT Number of games played by team	GWG Game winning goals
L Number of games lost	MIP Minutes and seconds played	MIP% MIP as percentage
No Jersey number	PIM Penalties in minutes	Pos Position on team
PPG Power play goals	PTS Points	SG% Percentage of goals from total shots
SHG Shorthanded goals	SO Shutouts	SOG Shots on goal
SVS Saves	SVS% SVS as percentage of total SOG	W Number of games won
+/- Plus/minus net		

Timing and Results provided by **TISSOT**



Player Statistics by Team

As of FRI 13 FEB 2015

Including Game #30

JPN - Japan

Playing Statistics


No	Name	Pos	GP	G	A	PTS	PIM	+/-	GWG	PPG	SHG	SOG	SG%
1	HITOMI Shun	GK	6	0	0	0	0		0	0	0	0	0.00
2	HORIUCHI Itaru	D	6	0	3	3	8	0	0	0	0	20	0.00
4	MATSUKANE Kenta	D	6	0	4	4	0	-1	0	0	0	11	0.00
5	KATO Shinnosuke	D	6	0	0	0	4	+2	0	0	0	1	0.00
6	OHBA Dai	D	6	0	2	2	0	+6	0	0	0	3	0.00
7	YOKOYAMA Yoshiya	D	6	1	0	1	4	-3	0	1	0	11	9.09
8	OMUKU Maito	F	6	2	4	6	6	+2	0	0	1	9	22.22
9	ECHIGO Tomoya	F	6	0	2	2	2	0	0	0	0	12	0.00
11	OTSU Kosuke	F	6	0	3	3	31	0	0	0	0	8	0.00
12	KOIZUMI Kazunari	D	6	0	1	1	6	0	0	0	0	4	0.00
13	HITOSATO Shigeki	F	6	0	1	1	14	+2	0	0	0	7	0.00
14	TANAKA Kentaro	F	6	1	2	3	14	-7	0	0	0	4	25.00
15	KONNO Tomohiro	F	4	2	1	3	0	+2	1	0	0	13	15.38
16	TATEDA Shun	F	6	2	0	2	0	+1	0	0	0	15	13.33
18	FURUHASHI Makuru	F	6	5	2	7	8	0	0	2	0	28	17.86
19	NAKAJIMA Shogo	F	6	1	1	2	2	+1	0	0	0	23	4.35
21	SUZUKI Kento	F	6	0	1	1	10	-4	0	0	0	16	0.00
22	KAWAMURA Kazuki	F	6	4	0	4	2	-1	1	2	0	14	28.57
23	IKEDA Ikki	F	6	5	2	7	4	+1	1	3	0	20	25.00
24	SATOH Hikaru	D	6	2	3	5	4	0	0	1	0	18	11.11
25	ONODA Takuto	GK	6	0	0	0	0		0	0	0	0	0.00

Goalkeeping Statistics

No	Name	GPT	GKD	GPI	MIP	MIP%	GA	SVS	SOG	SVS%	GAA	SO	W	L
1	HITOMI Shun	6	6	3	178:24	49.90	12	92	104	88.46	4.04	0	1	2
25	ONODA Takuto	6	6	3	179:08	50.10	7	62	69	89.86	2.34	0	2	1

LEGEND

A Assists	D Defence	F Forward
G Goals	GA Goals against	GAA Goals against as average per 60 minutes
GK Goalkeeper	GKD Goalkeeper dressed	GP Number of games played
GPI Games played indeed	GPT Number of games played by team	GWG Game winning goals
L Number of games lost	MIP Minutes and seconds played	MIP% MIP as percentage
No Jersey number	PIM Penalties in minutes	Pos Position on team
PPG Power play goals	PTS Points	SG% Percentage of goals from total shots
SHG Shorthanded goals	SO Shutouts	SOG Shots on goal
SVS Saves	SVS% SVS as percentage of total SOG	W Number of games won
+/- Plus/minus net		

Timing and Results provided by  TISSOT



Player Statistics by Team

As of SAT 14 FEB 2015
Including Game #33

KAZ - Kazakhstan

Playing Statistics

No	Name	Pos	GP	G	A	PTS	PIM	+/-	GWG	PPG	SHG	SOG	SG%
1	KUDRYAVTSEV Sergey	GK	3	0	0	0	0		0	0	0	0	0.00
2	GOROZHANINOV Ilya	D	5	0	0	0	2	0	0	0	0	1	0.00
3	IVASHIN Viktor	D	5	0	0	0	0	+1	0	0	0	3	0.00
4	GULYAKOV Ilya	D	5	0	2	2	4	+1	0	0	0	8	0.00
5	ISHMAMETEV Alexey	D	5	0	0	0	29	-2	0	0	0	3	0.00
6	AKHMETOV Daniyar	D	5	0	1	1	8	0	0	0	0	2	0.00
7	POPOVICH Yulian	F	5	1	1	2	0	-2	0	1	0	13	7.69
8	ZYATKOV Pavel	F	5	2	1	3	2	+3	1	0	0	9	22.22
9	NESTEROV German	F	5	1	2	3	0	+1	0	0	0	8	12.50
10	GREBENCHSHIKOV Vladimir	D	5	1	0	1	4	+2	0	0	1	6	16.67
11	KENBAYEV Daulet	D	5	1	1	2	2	-1	0	1	0	2	50.00
12	ANTSIFEROV Alexey	F	5	1	1	2	0	-1	0	0	0	12	8.33
14	VOLOGODSKIY Alexandr	F	5	0	0	0	0	-1	0	0	0	5	0.00
16	SAFIN Renat	F	5	2	0	2	2	+1	0	0	0	11	18.18
17	YELAKOV Vladislav	F	5	1	1	2	4	+2	0	0	0	12	8.33
18	KURSHUK Alexandr	D	5	0	0	0	8	-1	0	0	0	10	0.00
19	BELGIBAYEV Nursultan	F	5	0	1	1	2	+2	0	0	0	7	0.00
20	SMOLNIKOV Mikhail	GK	5	0	0	0	0		0	0	0	0	0.00
21	MAZULA Eduard	F	0	0	0	0	0	0	0	0	0	0	0.00
22	KACHULIN Mikhail	F	5	1	2	3	0	+1	1	0	0	19	5.26
23	KOVZALOV Ilya	F	5	1	0	1	0	+3	1	0	0	9	11.11
24	FEDOSSENKO Vyacheslav	F	5	0	1	1	2	0	0	0	0	2	0.00
25	GRYAZNOV Maxim	GK	2	0	0	0	0		0	0	0	0	0.00

Goalkeeping Statistics

No	Name	GPT	GKD	GPI	MIP	MIP%	GA	SVS	SOG	SVS%	GAA	SO	W	L
1	KUDRYAVTSEV Sergey	5	3	0	00:00	0.00	0	0	0	0.00	0.00	0	0	0
20	SMOLNIKOV Mikhail	5	5	5	305:00	100.00	10	139	149	93.29	1.97	0	3	2
25	GRYAZNOV Maxim	5	2	0	00:00	0.00	0	0	0	0.00	0.00	0	0	0

LEGEND

A Assists	D Defence	F Forward
G Goals	GA Goals against	GAA Goals against as average per 60 minutes
GK Goalkeeper	GKD Goalkeeper dressed	GP Number of games played
GPI Games played indeed	GPT Number of games played by team	GWG Game winning goals
L Number of games lost	MIP Minutes and seconds played	MIP% MIP as percentage
No Jersey number	PIM Penalties in minutes	Pos Position on team
PPG Power play goals	PTS Points	SG% Percentage of goals from total shots
SHG Shorthanded goals	SO Shutouts	SOG Shots on goal
SVS Saves	SVS% SVS as percentage of total SOG	W Number of games won
+/- Plus/minus net		

Timing and Results provided by **TISSOT**



Player Statistics by Team

As of FRI 13 FEB 2015
Including Game #28

KOR - Republic of Korea

Playing Statistics

No	Name	Pos	GP	G	A	PTS	PIM	+/-	GWG	PPG	SHG	SOG	SG%
1	BAE Jangwoo	GK	7	0	0	0	0		0	0	0	0	0.00
2	BAN Hansoo	F	7	0	1	1	2	-15	0	0	0	7	0.00
3	LEE Dounggun	F	5	0	2	2	2	-3	0	0	0	7	0.00
4	LEE Sungjin	F	7	3	1	4	0	-5	1	0	0	9	33.33
6	LEE Seungwon	D	7	0	2	2	2	-8	0	0	0	5	0.00
7	YANG Sunghun	D	7	0	0	0	6	-12	0	0	0	3	0.00
8	CHO Hyeonkuk	F	7	1	0	1	0	-3	0	0	0	11	9.09
9	BYUNGGEUL Kang	F	2	0	0	0	0	-4	0	0	0	0	0.00
10	YOON Sangwon	F	7	1	4	5	2	-1	0	1	0	11	9.09
11	YU Shinchul	F	7	0	0	0	6	-11	0	0	0	19	0.00
12	HA Jaejun	F	7	2	0	2	4	-8	0	0	0	16	12.50
13	OH Seahn	F	7	2	2	4	12	-12	0	0	1	16	12.50
14	LEE Sungjun	D	5	0	0	0	0	-10	0	0	0	2	0.00
15	LEE Jaegy	D	7	0	0	0	6	-8	0	0	0	1	0.00
16	KIM Taegyum	D	7	0	1	1	2	-7	0	0	0	4	0.00
17	CHO Seokjun	D	7	0	0	0	16	-6	0	0	0	6	0.00
18	KANG Yoonseok	F	7	2	2	4	10	-12	0	0	0	13	15.38
19	JANG Hojun	F	7	0	0	0	2	-13	0	0	0	8	0.00
20	LEE Changmin	GK	7	0	0	0	0		0	0	0	0	0.00
21	LIM Jinsoo	F	7	0	0	0	8	-15	0	0	0	4	0.00
22	HWANG Wootae	D	7	0	1	1	4	-8	0	0	0	4	0.00
23	HAN Geonhee	D	7	2	0	2	2	-10	0	1	0	11	18.18

Goalkeeping Statistics

No	Name	GPT	GKD	GPI	MIP	MIP%	GA	SVS	SOG	SVS%	GAA	SO	W	L
1	BAE Jangwoo	7	7	7	415:22	97.73	51	284	335	84.78	7.37	0	1	5
20	LEE Changmin	7	7	1	09:38	2.27	5	4	9	44.44	31.14	0	0	1

LEGEND

A Assists	D Defence	F Forward
G Goals	GA Goals against	GAA Goals against as average per 60 minutes
GK Goalkeeper	GKD Goalkeeper dressed	GP Number of games played
GPI Games played indeed	GPT Number of games played by team	GWG Game winning goals
L Number of games lost	MIP Minutes and seconds played	MIP% MIP as percentage
No Jersey number	PIM Penalties in minutes	Pos Position on team
PPG Power play goals	PTS Points	SG% Percentage of goals from total shots
SHG Shorthanded goals	SO Shutouts	SOG Shots on goal
SVS Saves	SVS% SVS as percentage of total SOG	W Number of games won
+/- Plus/minus net		

Timing and Results provided by **TISSOT**



Player Statistics by Team

As of SAT 14 FEB 2015
Including Game #33

RUS - Russian Federation

Playing Statistics

No	Name	Pos	GP	G	A	PTS	PIM	+/-	GWG	PPG	SHG	SOG	SG%
1	EVDOKIMOV Gleb	GK	6	0	0	0	0		0	0	0	0	0.00
2	VASILYEV Valerii	D	6	0	0	0	0	+9	0	0	0	19	0.00
8	GIMATOV Eduard	F	6	5	2	7	4	+7	1	0	0	15	33.33
9	GORDEEV Artem	F	6	0	2	2	2	+6	0	0	0	7	0.00
11	AKISHIN Dmitrii	D	6	0	0	0	2	+5	0	0	0	11	0.00
12	CHEREPANOV Nikita	D	6	0	1	1	6	+1	0	0	0	13	0.00
13	TORCHENYUK Alexander	F	6	1	2	3	2	+3	0	0	0	12	8.33
14	KLIMCHUK Mikhail	F	6	2	4	6	4	+6	0	0	0	14	14.29
15	ALESHIN Egor	F	6	0	2	2	2	+2	0	0	0	14	0.00
16	LEBEDEV Alexander	F	6	1	8	9	4	+9	0	0	0	10	10.00
17	FEDOROV Artem	F	6	3	6	9	4	+4	0	0	0	15	20.00
19	RAFIKOV Rushan	D	6	1	2	3	6	+9	0	0	0	16	6.25
20	BELOV Sergey	GK	6	0	0	0	0		0	0	0	0	0.00
21	SOLOVYEV Evgeny	F	6	1	2	3	2	+2	0	1	0	8	12.50
22	BARBASHEV Sergey	F	6	4	2	6	4	+4	1	0	0	13	30.77
23	MASLOV Kirill	D	6	0	1	1	2	+1	0	0	0	10	0.00
24	KRIVCHENKO Egor	F	6	5	3	8	0	+4	1	4	0	17	29.41
25	BOLSHAKOV Alexander	D	6	0	1	1	0	+10	0	0	0	9	0.00
26	PETRAKOV Ivan	F	6	4	4	8	4	+9	1	0	0	13	30.77
27	SHINGAREEV Timur	F	6	3	2	5	0	+8	1	0	0	10	30.00
28	VIKSNA Evgeny	D	6	3	1	4	2	+8	0	1	0	13	23.08
29	LEE Oleg	F	6	1	2	3	0	+5	0	0	0	20	5.00

Goalkeeping Statistics

No	Name	GPT	GKD	GPI	MIP	MIP%	GA	SVS	SOG	SVS%	GAA	SO	W	L
1	EVDOKIMOV Gleb	6	6	2	120:00	32.88	6	28	34	82.35	3.00	0	1	1
20	BELOV Sergey	6	6	4	245:00	67.12	3	104	107	97.20	0.73	2	3	0

LEGEND

A Assists	D Defence	F Forward
G Goals	GA Goals against	GAA Goals against as average per 60 minutes
GK Goalkeeper	GKD Goalkeeper dressed	GP Number of games played
GPI Games played indeed	GPT Number of games played by team	GWG Game winning goals
L Number of games lost	MIP Minutes and seconds played	MIP% MIP as percentage
No Jersey number	PIM Penalties in minutes	Pos Position on team
PPG Power play goals	PTS Points	SG% Percentage of goals from total shots
SHG Shorthanded goals	SO Shutouts	SOG Shots on goal
SVS Saves	SVS% SVS as percentage of total SOG	W Number of games won
+/- Plus/minus net		

Timing and Results provided by **TISSOT**



Player Statistics by Team

As of FRI 13 FEB 2015

Including Game #30

SVK - Slovakia

Playing Statistics


No	Name	Pos	GP	G	A	PTS	PIM	+/-	GWG	PPG	SHG	SOG	SG%
1	HALO Juraj	GK	6	0	0	0	14		0	0	0	0	0.00
2	ZIAK Jan	GK	6	0	0	0	0		0	0	0	0	0.00
6	UHNAC Martin	F	6	3	4	7	8	0	0	0	1	19	15.79
9	KOPECKY Peter	D	6	0	3	3	6	+10	0	0	0	10	0.00
10	HUS Roman	F	6	1	2	3	4	+2	0	0	0	13	7.69
11	KETNER Nicolas	F	6	2	2	4	2	0	0	1	0	13	15.38
12	PALOVIC Patrik	D	6	0	1	1	6	0	0	0	0	15	0.00
13	RUSINA Tomas	D	6	4	3	7	6	+10	0	1	0	12	33.33
14	BACA Kristian	F	6	1	1	2	2	+1	0	0	0	3	33.33
15	TRENCAN Matus	F	6	3	5	8	8	+8	0	0	0	17	17.65
16	ZLOCHA Jan	F	6	2	1	3	2	+2	0	0	1	11	18.18
17	PIACKA Edmund	F	6	4	3	7	8	+2	3	0	0	15	26.67
18	SUCHARDA Andrej	D	6	0	1	1	2	+2	0	0	0	3	0.00
19	GAPA Peter	F	6	7	5	12	4	+5	1	0	0	24	29.17
20	MIHALIK Denis	F	6	2	4	6	4	+3	0	2	0	14	14.29
22	PARDAVY Jan	F	4	1	2	3	2	0	0	1	0	11	9.09
23	MARUSIAK Marek	F	6	0	4	4	2	+1	0	0	0	12	0.00
25	KENTOS Jozef	F	5	0	3	3	4	+5	0	0	0	3	0.00
26	SZABO Patrik	D	6	1	3	4	0	+4	0	0	0	5	20.00
27	LUNTER Peter	D	6	2	1	3	2	+4	0	1	0	8	25.00
28	BUDIAK Matus	F	5	1	0	1	0	0	0	0	0	12	8.33
29	NOCIAR Denis	D	6	0	0	0	4	0	0	0	0	7	0.00

Goalkeeping Statistics

No	Name	GPT	GKD	GPI	MIP	MIP%	GA	SVS	SOG	SVS%	GAA	SO	W	L
1	HALO Juraj	6	6	5	305:00	83.56	17	163	180	90.56	3.34	0	3	1
2	ZIAK Jan	6	6	1	60:00	16.44	6	43	49	87.76	6.00	0	0	1

LEGEND

A Assists	D Defence	F Forward
G Goals	GA Goals against	GAA Goals against as average per 60 minutes
GK Goalkeeper	GKD Goalkeeper dressed	GP Number of games played
GPI Games played indeed	GPT Number of games played by team	GWG Game winning goals
L Number of games lost	MIP Minutes and seconds played	MIP% MIP as percentage
No Jersey number	PIM Penalties in minutes	Pos Position on team
PPG Power play goals	PTS Points	SG% Percentage of goals from total shots
SHG Shorthanded goals	SO Shutouts	SOG Shots on goal
SVS Saves	SVS% SVS as percentage of total SOG	W Number of games won
+/- Plus/minus net		

Timing and Results provided by  TISSOT



Player Statistics by Team

As of SAT 14 FEB 2015
Including Game #31

SWE - Sweden

Playing Statistics

No	Name	Pos	GP	G	A	PTS	PIM	+/-	GWG	PPG	SHG	SOG	SG%
1	LJUNG Arvid	GK	5	0	0	0	0		0	0	0	0	0.00
2	HVITFELDT Henrik	GK	2	0	0	0	0		0	0	0	0	0.00
3	BACKESTEN Joel	D	6	0	2	2	6	-7	0	0	0	10	0.00
4	STIGBORN Adam	D	4	0	0	0	0	-2	0	0	0	3	0.00
5	LYRVALL Erik	D	6	1	4	5	4	0	0	1	0	9	11.11
6	JIGMALM Freddie	D	6	1	3	4	6	+1	0	0	0	11	9.09
7	JONSSON Daniel	F	6	2	1	3	2	-1	1	0	0	9	22.22
8	PELTONIEMI Fredrik	D	6	0	1	1	0	+1	0	0	0	9	0.00
9	BJORK LINDSTROM Victor	F	6	0	0	0	12	-6	0	0	0	13	0.00
10	GRONROS Andre	F	5	0	1	1	2	-4	0	0	0	14	0.00
11	ORRSVEDEN Magnus	F	6	0	2	2	16	-4	0	0	0	14	0.00
12	WESTLUND Wiking	D	6	0	1	1	2	+2	0	0	0	8	0.00
14	NYQUIST Oscar	D	6	0	0	0	2	-6	0	0	0	4	0.00
15	ANDERSSON Daniel	F	6	2	3	5	6	-3	1	1	0	14	14.29
16	BERGQVIST Stefan	F	6	2	0	2	6	-7	0	2	0	9	22.22
17	SALDEEN Justus	F	6	1	1	2	8	+1	0	0	0	17	5.88
18	ORTEVALL Marcus	F	6	2	0	2	0	-2	1	0	0	8	25.00
19	RONNEBACK THOMSON Joachim	F	6	1	5	6	6	+1	0	0	0	17	5.88
20	GRONSKOG Niklas	F	6	3	3	6	4	+2	0	1	0	12	25.00
23	ROGNE Eric	F	4	0	0	0	0	-2	0	0	0	1	0.00
24	HERTZBERG Tim	D	6	1	1	2	4	-5	0	1	0	7	14.29
30	HELIN Emil	GK	5	0	0	0	2		0	0	0	0	0.00

Goalkeeping Statistics

No	Name	GPT	GKD	GPI	MIP	MIP%	GA	SVS	SOG	SVS%	GAA	SO	W	L
1	LJUNG Arvid	6	5	3	184:56	50.68	12	131	143	91.61	3.89	0	0	2
2	HVITFELDT Henrik	6	2	1	60:00	16.44	0	11	11	100.00	0.00	1	1	0
30	HELIN Emil	6	5	2	120:00	32.88	8	82	90	91.11	4.00	0	1	1

LEGEND

A Assists	D Defence	F Forward
G Goals	GA Goals against	GAA Goals against as average per 60 minutes
GK Goalkeeper	GKD Goalkeeper dressed	GP Number of games played
GPI Games played indeed	GPT Number of games played by team	GWG Game winning goals
L Number of games lost	MIP Minutes and seconds played	MIP% MIP as percentage
No Jersey number	PIM Penalties in minutes	Pos Position on team
PPG Power play goals	PTS Points	SG% Percentage of goals from total shots
SHG Shorthanded goals	SO Shutouts	SOG Shots on goal
SVS Saves	SVS% SVS as percentage of total SOG	W Number of games won
+/- Plus/minus net		

Timing and Results provided by **TISSOT**



Player Statistics by Team

As of FRI 13 FEB 2015
Including Game #28

USA - United States of America

Playing Statistics

No	Name	Pos	GP	G	A	PTS	PIM	+/-	GWG	PPG	SHG	SOG	SG%
1	OLEN Joseph	GK	6	0	0	0	0		0	0	0	0	0.00
4	McGOVERN Edward	D	6	1	2	3	2	0	0	0	1	11	9.09
5	SOLORZANO Emmanuel	D	6	1	0	1	2	-3	0	0	0	14	7.14
7	SCHMIDT Connor	D	6	1	7	8	18	+4	0	1	0	22	4.55
8	ZERN Nicholas	D	6	2	2	4	6	+3	0	1	0	12	16.67
9	JOHNSON Bryce	F	6	1	3	4	4	-2	1	0	0	28	3.57
10	BALENT Bill	F	6	2	1	3	0	0	1	0	0	16	12.50
11	KASCOSAK John-Paul	F	6	1	2	3	14	0	0	0	0	14	7.14
12	HARRIS Michael	F	6	0	1	1	4	-2	0	0	0	22	0.00
14	JOSEPH Chris	D	5	2	0	2	6	-3	0	1	1	8	25.00
15	MURPHY Sean	F	6	1	1	2	2	-1	0	0	0	17	5.88
16	OLEN John	F	6	1	1	2	6	-2	0	0	0	7	14.29
17	BURKEMPER Chris	F	5	0	2	2	2	+1	0	0	0	3	0.00
18	BODETTE Bobby	F	5	1	1	2	6	-2	0	1	0	20	5.00
19	BRESLIN Joey	F	6	3	5	8	6	+7	1	1	0	15	20.00
20	HANNON Luke	F	6	2	5	7	2	+5	0	0	0	10	20.00
21	BENSON Tyler	D	4	0	1	1	4	+1	0	0	0	9	0.00
22	BELONGER Ryan	F	1	0	0	0	0	0	0	0	0	0	0.00
23	YOUNG Jordan	D	6	0	0	0	8	+2	0	0	0	12	0.00
25	BREWSTER Samuel	F	6	2	2	4	6	+6	0	0	0	13	15.38
26	GREENBERG Jordan	F	6	0	0	0	4	-5	0	0	0	13	0.00
30	COOPER Matt	GK	6	0	0	0	10		0	0	0	0	0.00

Goalkeeping Statistics

No	Name	GPT	GKD	GPI	MIP	MIP%	GA	SVS	SOG	SVS%	GAA	SO	W	L
1	OLEN Joseph	6	6	1	20:00	5.46	4	10	14	71.43	12.00	0	0	0
30	COOPER Matt	6	6	6	346:08	94.54	14	156	170	91.76	2.43	0	2	3

LEGEND

A Assists	D Defence	F Forward
G Goals	GA Goals against	GAA Goals against as average per 60 minutes
GK Goalkeeper	GKD Goalkeeper dressed	GP Number of games played
GPI Games played indeed	GPT Number of games played by team	GWG Game winning goals
L Number of games lost	MIP Minutes and seconds played	MIP% MIP as percentage
No Jersey number	PIM Penalties in minutes	Pos Position on team
PPG Power play goals	PTS Points	SG% Percentage of goals from total shots
SHG Shorthanded goals	SO Shutouts	SOG Shots on goal
SVS Saves	SVS% SVS as percentage of total SOG	W Number of games won
+/- Plus/minus net		

Timing and Results provided by **TISSOT**



Team Statistics

As of SAT 14 FEB 2015
Including Game #33

Scoring Efficiency

(Ranked by highest SG% / highest GP)

R Team	GP	GF	SSG	SOG	SG%
1 SVK	6	34	193	227	14.98
2 RUS	6	34	226	259	13.13
3 CAN	6	35	233	268	13.06
4 JPN	6	25	212	237	10.55
5 ESP	6	24	213	237	10.13
6 CZE	6	35	320	355	9.86
7 SWE	6	16	173	189	8.47
8 KAZ	5	12	130	142	8.45
9 KOR	7	13	144	157	8.28
10 USA	6	21	245	266	7.89
11 CHN	6	6	78	84	7.14

Power Play

(Ranked by highest PP% / highest GP)

R Team	GP	ADV	PPGF	PP%	TPP	M:S
1 CZE	6	25	7	28.00	44:33	06:21
2 ESP	6	34	8	23.53	54:19	06:47
3 CAN	6	30	7	23.33	49:25	07:03
4 JPN	6	39	9	23.08	66:05	07:20
5 SWE	6	30	6	20.00	51:04	08:30
6 RUS	6	31	6	19.35	57:54	09:39
7 SVK	6	33	6	18.18	50:40	08:26
8 USA	6	35	5	14.29	48:51	09:46
9 KOR	7	23	2	8.70	40:29	20:14
10 KAZ	5	23	2	8.70	42:01	21:00
11 CHN	6	30	2	6.67	52:21	26:10

Penalty Killing

(Ranked by highest PK% / highest GP)

R Team	GP	DVG	PPGA	PK%	TSH	M:S
1 KAZ	5	17	1	94.12	36:03	36:03
2 CAN	6	31	2	93.55	60:29	30:14
3 CZE	6	27	2	92.59	48:10	24:05
4 ESP	6	29	3	89.66	48:41	16:13
5 SWE	6	37	4	89.19	56:00	14:00
6 USA	6	36	5	86.11	57:12	11:26
7 JPN	6	30	5	83.33	49:18	09:51
8 RUS	6	19	4	78.95	31:53	07:58
9 SVK	6	34	8	76.47	57:25	07:10
10 KOR	7	31	9	70.97	48:09	05:21
11 CHN	6	42	17	59.52	64:22	03:47

Goalkeeping

(Ranked by highest SVS%)

R Team	GP	GA	SVS	SOG	SVS%	GAA	SHGA	PPGA	SO	ENG
1 CAN	6	9	136	145	93.79	1.48	1	2	2	0
2 RUS	6	9	132	141	93.62	1.48	0	4	2	0
3 KAZ	5	10	139	149	93.29	1.97	0	1	0	0
4 SWE	6	21	225	244	92.21	3.45	2	4	1	1
5 ESP	6	21	226	247	91.50	3.51	1	3	1	0
6 USA	6	18	166	184	90.22	2.95	1	5	0	0
7 SVK	6	23	206	229	89.96	3.78	1	8	0	0
8 JPN	6	21	154	173	89.02	3.52	1	5	0	2
9 CZE	6	13	84	95	88.42	2.18	1	2	2	1
10 CHN	6	54	411	465	88.39	9.00	2	17	0	0
11 KOR	7	56	288	344	83.72	7.91	1	9	0	0

Penalties

(Ranked by highest PIM)

R Team	GP	2	5	10	GM	MP	PIM	PAVG
1 CHN	6	54	0	2	0	0	128	21:20
2 JPN	6	38	1	2	1	0	121	20:10
3 USA	6	43	0	3	0	0	116	19:20
4 ESP	6	31	1	2	1	0	107	17:50
5 CAN	6	42	0	1	0	0	94	15:40
6 SVK	6	41	0	1	0	0	92	15:20
7 SWE	6	40	0	1	0	0	90	15:00
8 KOR	7	34	0	2	0	0	88	12:34
9 CZE	6	28	0	0	0	1	81	13:30
10 KAZ	5	22	1	0	1	0	69	13:48
11 RUS	6	26	0	0	0	0	52	8:40

Shorthanded Goals

(Ranked by highest NET / lowest GP)

R Team	GP	SHGF	SHGA	NET
1 KAZ	5	1	0	+1
2 CAN	6	2	1	+1
2 SVK	6	2	1	+1
2 USA	6	2	1	+1
5 CZE	6	1	1	0
5 JPN	6	1	1	0
5 RUS	6	0	0	0
8 KOR	7	1	1	0
9 CHN	6	1	2	-1
9 ESP	6	0	1	-1
11 SWE	6	0	2	-2

Attendance

(Ranked by highest average attendance)

R Team	GP	Spect	AVG
1 RUS	6	13285	2214
2 KAZ	5	10807	2161
3 CAN	6	12870	2145
4 ESP	6	11250	1875
5 USA	6	9175	1529
6 SVK	6	7175	1195
7 CZE	6	7050	1175
8 CHN	6	3750	625
9 KOR	7	4355	622
10 SWE	6	3050	508
11 JPN	6	2607	434
Total	33	42687	1293

LEGEND

2 Two (2) minute penalties	5 Five (5) minute penalties	10 Ten (10) minute penalties
ADV Advantage (times on power play)	AVG Average	DVG Disadvantage (number of times shorthanded)
ENG Empty net goals	GA Goals against	GAA Goals against as average per 60 minutes
GF Goals for	GM Game misconducts	GP Number of games played
MP Match penalties	M:S Average time in min. and sec.	NET SHGF - SHGA
PAVG PIM in average	PIM Penalties in minutes	PK% Penalty killing percentage
PPGA Power play goals against	PPGF Power play goals for	PP% Power play eff. as percentage
R Ranking	SG% Percentage of goals from total shots	SHGA Shorthanded goals against
SHGF Shorthanded goals for	SO Shutouts	SOG Shots on goal
Spect Spectators	SSG Shots saved by goalkeeper	SVS Saves
SVS% SVS as percentage of total SOG	TPP Time of power play	TSH Time shorthanded in min. and sec.

Timing and Results provided by TISSOT



Goalkeepers

As of SAT 14 FEB 2015
Including Game #33

(Ranked by highest SVS% / lowest GAA / highest GPI)

Rank	Name	No	Team	GKD	GPI	MIP	MIP%	SOG	GA	SVS	SVS%	GAA	PPGA	SHGA	SO
1	HOLFELD Ryan Michael	31	CAN	5	3	150:46	41.31	36	1	35	97.22	0.40	1	0	2
2	BELOV Sergey	20	RUS	6	4	245:00	67.12	107	3	104	97.20	0.73	2	0	2
3	SMOLNIKOV Mikhail	20	KAZ	5	5	305:00	100.00	149	10	139	93.29	1.97	1	0	0
4	LAZARUK Kristopher Robert	1	CAN	5	4	214:14	58.69	109	8	101	92.66	2.24	1	1	0
5	COOPER Matt	30	USA	6	6	346:08	94.54	170	14	156	91.76	2.43	5	1	0
6	LJUNG Arvid	1	SWE	5	3	184:56	50.68	143	12	131	91.61	3.89	2	1	0
7	ALCAINE Ander	1	ESP	6	5	241:34	67.21	195	18	177	90.77	4.47	3	0	1
8	HALO Juraj	1	SVK	6	5	305:00	83.56	180	17	163	90.56	3.34	8	1	0
9	SUN Zehao	22	CHN	6	6	261:19	72.59	352	34	318	90.34	7.81	9	2	0
10	ONODA Takuto	25	JPN	6	3	179:08	50.10	69	7	62	89.86	2.34	2	0	0
11	HITOMI Shun	1	JPN	6	3	178:24	49.90	104	12	92	88.46	4.04	3	0	0
12	POLIVKA Patrik	2	CZE	6	6	358:28	100.00	95	12	83	87.37	2.01	2	0	2
13	BAE Jangwoo	1	KOR	7	7	415:22	97.73	335	51	284	84.78	7.37	9	1	0

(Goalkeepers with less than 40% of their team's total minutes (MIP% less 40))

Name	No	Team	GKD	GPI	MIP	MIP%	SOG	GA	SVS	SVS%	GAA	PPGA	SHGA	SO
HVITFELDT Henrik	2	SWE	2	1	60:00	16.44	11	0	11	100.00	0.00	0	0	1
GARCIA Ignacio	25	ESP	6	3	117:52	32.79	52	3	49	94.23	1.53	0	1	0
HELIN Emil	30	SWE	5	2	120:00	32.88	90	8	82	91.11	4.00	2	0	0
ZIAK Jan	2	SVK	6	1	60:00	16.44	49	6	43	87.76	6.00	0	0	0
EVDOKIMOV Gleb	1	RUS	6	2	120:00	32.88	34	6	28	82.35	3.00	2	0	0
WU Jiankun	1	CHN	6	6	98:41	27.41	113	20	93	82.30	12.16	8	0	0
OLEN Joseph	1	USA	6	1	20:00	5.46	14	4	10	71.43	12.00	0	0	0
LEE Changmin	20	KOR	7	1	09:38	2.27	9	5	4	44.44	31.14	0	0	0

LEGEND

GA	Goals against	GAA	Goals against as average per 60 minutes	GKD	Goalkeeper dressed
GPI	Games played indeed	MIP	Minutes and seconds played	MIP%	MIP as percentage
No	Jersey number	PPGA	Power play goals against	SHGA	Shorthanded goals against
SO	Shutouts (no GA in a game)	SOG	Shots on goal (G+SSG)	SVS	Saves
SVS%	SVS as percentage of total SOG				

Timing and Results provided by **TISSOT**



Scoring Leaders

As of SAT 14 FEB 2015
Including Game #33

(Ranked by highest PTS/ highest G/ lowest GP)

Rank	Name	No	Team	Pos	GP	G	A	PTS	PIM	+/-
1	GAPA Peter	19	SVK	F	6	7	5	12	4	+5
2	FUENTES Patricio	22	ESP	F	6	3	8	11	0	+5
3	DALECKY Jan	7	CZE	D	6	6	4	10	6	+6
4	ZACHAR David	24	CZE	F	6	4	5	9	6	+6
5	FEDOROV Artem	17	RUS	F	6	3	6	9	4	+4
6	LEBEDEV Alexander	16	RUS	F	6	1	8	9	4	+9
7	COLLINS Christopher James	10	CAN	F	6	5	3	8	2	+4
7	KING Kevin Jarrett	25	CAN	F	6	5	3	8	8	+5
7	KRIVCHENKO Egor	24	RUS	F	6	5	3	8	0	+4
7	MUNOZ Juan	11	ESP	F	6	5	3	8	4	+1
7	REDDICK Kruise Allan	11	CAN	F	6	5	3	8	4	+6
12	PETRAKOV Ivan	26	RUS	F	6	4	4	8	4	+9
13	BRESLIN Joey	19	USA	F	6	3	5	8	6	+7
13	KOPER Levko Steven John	19	CAN	F	6	3	5	8	0	+7
13	TRENCAN Matus	15	SVK	F	6	3	5	8	8	+8
16	UBIETO Adrian	19	ESP	D	6	2	6	8	4	-3
17	SCHMIDT Connor	7	USA	D	6	1	7	8	18	+4
18	FURUHASHI Makuru	18	JPN	F	6	5	2	7	8	0
18	GARCIA-ARIAS Javier	15	ESP	F	6	5	2	7	8	+2
18	GIMATOV Eduard	8	RUS	F	6	5	2	7	4	+7
18	IKEDA Ikki	23	JPN	F	6	5	2	7	4	+1
22	PIACKA Edmund	17	SVK	F	6	4	3	7	8	+2
22	RUSINA Tomas	13	SVK	D	6	4	3	7	6	+10
24	ARNOST Daniel	10	CZE	F	6	3	4	7	4	+6
24	UHNAK Martin	6	SVK	F	6	3	4	7	8	0
26	HANNON Luke	20	USA	F	6	2	5	7	2	+5
27	BARBASHEV Sergey	22	RUS	F	6	4	2	6	4	+4
28	GRONSKOG Niklas	20	SWE	F	6	3	3	6	4	+2
29	FOSTER Taylor Joseph	16	CAN	F	6	2	4	6	0	+2
29	KLIMCHUK Mikhail	14	RUS	F	6	2	4	6	4	+6
29	MAXWELL Stanley Mitchell	7	CAN	F	6	2	4	6	4	+7
29	MIHALIK Denis	20	SVK	F	6	2	4	6	4	+3
29	OMUKU Maito	8	JPN	F	6	2	4	6	6	+2

LEGEND

A	Assists	D	Defence	F	Forward
G	Goals	GP	Number of games played	No	Jersey number
PIM	Penalties in minutes	Pos	Position	PTS	Points
+/-	Plus/minus net				

Timing and Results provided by **TISSOT**



Goal Scoring Leaders

As of SAT 14 FEB 2015
Including Game #33

(Ranked by highest G/ lowest GP)

Rank	Name	No	Team	Pos	GP	G	S	SG%	PPG	SHG	+/-
1	GAPA Peter	19	SVK	F	6	7	24	29.17	0	0	+5
2	DALECKY Jan	7	CZE	D	6	6	34	17.65	1	0	+6
3	COLLINS Christopher James	10	CAN	F	6	5	16	31.25	2	0	+4
3	FURUHASHI Makuru	18	JPN	F	6	5	28	17.86	2	0	0
3	GARCIA-ARIAS Javier	15	ESP	F	6	5	26	19.23	2	0	+2
3	GIMATOV Eduard	8	RUS	F	6	5	15	33.33	0	0	+7
3	IKEDA Ikki	23	JPN	F	6	5	20	25.00	3	0	+1
3	KING Kevin Jarrett	25	CAN	F	6	5	23	21.74	1	1	+5
3	KRIVCHENKO Egor	24	RUS	F	6	5	17	29.41	4	0	+4
3	MUNOZ Juan	11	ESP	F	6	5	33	15.15	3	0	+1
3	REDDICK Kruise Allan	11	CAN	F	6	5	19	26.32	1	0	+6
12	BARBASHEV Sergey	22	RUS	F	6	4	13	30.77	0	0	+4
12	KAWAMURA Kazuki	22	JPN	F	6	4	14	28.57	2	0	-1
12	PETRAKOV Ivan	26	RUS	F	6	4	13	30.77	0	0	+9
12	PIACKA Edmund	17	SVK	F	6	4	15	26.67	0	0	+2
12	RUSINA Tomas	13	SVK	D	6	4	12	33.33	1	0	+10
12	VANEK Rostislav	13	CZE	F	6	4	24	16.67	1	0	+3
12	ZACHAR David	24	CZE	F	6	4	18	22.22	2	0	+6
19	MULLER Jan	8	CZE	F	4	3	24	12.50	1	0	+2
20	ARNOST Daniel	10	CZE	F	6	3	19	15.79	0	1	+6
20	BRESLIN Joey	19	USA	F	6	3	15	20.00	1	0	+7
20	FEDOROV Artem	17	RUS	F	6	3	15	20.00	0	0	+4
20	FUENTES Patricio	22	ESP	F	6	3	28	10.71	1	0	+5
20	GRONSKOG Niklas	20	SWE	F	6	3	12	25.00	1	0	+2
20	HICKMOTT Jordan Lindsay	12	CAN	F	6	3	21	14.29	1	0	+2
20	KOPER Levko Steven John	19	CAN	F	6	3	15	20.00	1	1	+7
20	SHINGAREEV Timur	27	RUS	F	6	3	10	30.00	0	0	+8
20	SKOLOUD Petr	19	CZE	F	6	3	16	18.75	0	0	+3
20	TRENCAN Matus	15	SVK	F	6	3	17	17.65	0	0	+8
20	UHNAK Martin	6	SVK	F	6	3	19	15.79	0	1	0
20	VIKSNA Evgeny	28	RUS	D	6	3	13	23.08	1	0	+8

LEGEND

D Defence	F Forward	G Goals	GP Number of games played
No Jersey number	Pos Position	PPG Power play goals	S Shots
SG% Percentage of goals from total shots	SHG Shorthanded goals	+/- Plus/minus net	

Timing and Results provided by **TISSOT**



Assist Leaders


As of SAT 14 FEB 2015
Including Game #33

(Ranked by highest A/ lowest GP)

Rank	Name	No	Team	Pos	GP	A	+/-
1	FUENTES Patricio	22	ESP	F	6	8	+5
1	LEBEDEV Alexander	16	RUS	F	6	8	+9
3	SCHMIDT Connor	7	USA	D	6	7	+4
4	FEDOROV Artem	17	RUS	F	6	6	+4
4	PEDRAZ Alejandro	12	ESP	F	6	6	-1
4	UBIETO Adrian	19	ESP	D	6	6	-3
7	BRESLIN Joey	19	USA	F	6	5	+7
7	GAPA Peter	19	SVK	F	6	5	+5
7	HANNON Luke	20	USA	F	6	5	+5
7	KOPER Levko Steven John	19	CAN	F	6	5	+7
7	RONNEBACK THOMSON Joachim	19	SWE	F	6	5	+1
7	TRENCAN Matus	15	SVK	F	6	5	+8
7	ZACHAR David	24	CZE	F	6	5	+6
14	ARNOST Daniel	10	CZE	F	6	4	+6
14	BRZOBOHATY Michal	17	CZE	D	6	4	+2
14	CURRAN Kodie James	4	CAN	D	6	4	+3
14	DALECKY Jan	7	CZE	D	6	4	+6
14	DEPAPE Jordan Matthew Orr	17	CAN	F	6	4	+5
14	FOSTER Taylor Joseph	16	CAN	F	6	4	+2
14	HUCKO Petr	9	CZE	F	6	4	+5
14	KLIMCHUK Mikhail	14	RUS	F	6	4	+6
14	LYRVALL Erik	5	SWE	D	6	4	0
14	MARUSIAK Marek	23	SVK	F	6	4	+1
14	MATSUKANE Kenta	4	JPN	D	6	4	-1
14	MAXWELL Stanley Mitchell	7	CAN	F	6	4	+7
14	MIHALIK Denis	20	SVK	F	6	4	+3
14	OMUKU Maito	8	JPN	F	6	4	+2
14	PAULSEN Luke Eric	5	CAN	D	6	4	+5
14	PETRAKOV Ivan	26	RUS	F	6	4	+9
14	ROWLEY Jordan Thomas	21	CAN	D	6	4	+8
14	SKVOR Jan	25	CZE	D	6	4	+6
14	UHNAK Martin	6	SVK	F	6	4	0

LEGEND

A	Assists	D	Defence	F	Forward	GP	Number of games played
No	Jersey number	Pos	Position	+/-	Plus/minus net		

Timing and Results provided by  TISSOT



Defencemen Scoring Leaders


As of SAT 14 FEB 2015
Including Game #33

(Ranked by highest PTS / highest G / lowest GP)

Rank	Name	No	Team	GP	G	A	PTS	PIM	+/-
1	DALECKY Jan	7	CZE	6	6	4	10	6	+6
2	UBIETO Adrian	19	ESP	6	2	6	8	4	-3
3	SCHMIDT Connor	7	USA	6	1	7	8	18	+4
4	RUSINA Tomas	13	SVK	6	4	3	7	6	+10
5	SATOH Hikaru	24	JPN	6	2	3	5	4	0
6	LYRVALL Erik	5	SWE	6	1	4	5	4	0
7	VIKSNA Evgeny	28	RUS	6	3	1	4	2	+8
8	CRAIGE Jesse Wade	22	CAN	6	2	2	4	12	+5
8	ZERN Nicholas	8	USA	6	2	2	4	6	+3
10	GUTWALD Michal	20	CZE	6	1	3	4	6	+6
10	JIGMALM Freddie	6	SWE	6	1	3	4	6	+1
10	MANNING Neil Alton	8	CAN	6	1	3	4	0	+4
10	SZABO Patrik	26	SVK	6	1	3	4	0	+4
10	VRANA Lukas	18	CZE	6	1	3	4	0	+2
15	BRZOBOHATY Michal	17	CZE	6	0	4	4	0	+2
15	CURRAN Kodie James	4	CAN	6	0	4	4	6	+3
15	MATSUKANE Kenta	4	JPN	6	0	4	4	0	-1
15	PAULSEN Luke Eric	5	CAN	6	0	4	4	0	+5
15	ROWLEY Jordan Thomas	21	CAN	6	0	4	4	10	+8
15	SKVOR Jan	25	CZE	6	0	4	4	0	+6
21	LUNTER Peter	27	SVK	6	2	1	3	2	+4
21	SVARICEK Filip	12	CZE	6	2	1	3	6	+5
23	BRAVO Juan Francisco	10	ESP	6	1	2	3	2	+2
23	KOLDA Josef	11	CZE	6	1	2	3	4	+3
23	McGOVERN Edward	4	USA	6	1	2	3	2	0
23	RAFIKOV Rushan	19	RUS	6	1	2	3	6	+9
27	GAINZA Inigo	3	ESP	5	0	3	3	31	-1
28	HORIUCHI Itaru	2	JPN	6	0	3	3	8	0
28	KOPECKY Peter	9	SVK	6	0	3	3	6	+10
28	STEINER Dominik	14	CZE	6	0	3	3	6	+8

LEGEND

A	Assists	G	Goals	GP	Number of games played
No	Jersey number	PIM	Penalties in minutes	PTS	Points
+/-	Plus/minus net				

Timing and Results provided by  TISSOT



Face-off Leaders

As of SAT 14 FEB 2015
Including Game #33

(Ranked by highest FO%)

Rank	Name	No	Team	Pos	GP	FO+	FO-	FO+/-	FO%
1	MAXWELL Stanley Mitchell	7	CAN	F	6	23	5	18	82.14
2	JIGMALM Freddie	6	SWE	D	6	29	12	17	70.73
3	VRANA Lukas	18	CZE	D	6	61	29	32	67.78
4	BETRAN Adrian	5	ESP	F	6	63	30	33	67.74
5	FEDOSSENKO Vyacheslav	24	KAZ	F	5	14	7	7	66.67
6	JOHNSON Bryce	9	USA	F	6	69	37	32	65.09
7	ARNOST Daniel	10	CZE	F	6	41	24	17	63.08
8	MUNOZ Juan	11	ESP	F	6	22	13	9	62.86
9	HUCKO Petr	9	CZE	F	6	18	11	7	62.07
10	REDDICK Kruse Allan	11	CAN	F	6	66	42	24	61.11
11	FURUHASHI Makuru	18	JPN	F	6	71	46	25	60.68
12	PEARCE Elgin James Milton	9	CAN	F	6	23	15	8	60.53
13	TORCHENYUK Alexander	13	RUS	F	6	67	44	23	60.36
14	FUENTES Patricio	22	ESP	F	6	79	56	23	58.52
15	FOSTER Taylor Joseph	16	CAN	F	6	64	46	18	58.18
16	SZABO Patrik	26	SVK	D	6	18	13	5	58.06
17	BRESLIN Joey	19	USA	F	6	51	37	14	57.95
18	KRIVCHENKO Egor	24	RUS	F	6	44	32	12	57.89
19	ZACHAR David	24	CZE	F	6	23	17	6	57.50
20	MATEJKA Filip	4	CZE	F	6	50	38	12	56.82
21	GORDEEV Artem	9	RUS	F	6	59	46	13	56.19
22	DALECKY Jan	7	CZE	D	6	56	44	12	56.00
23	BALENT Bill	10	USA	F	6	67	53	14	55.83
24	ZYATKOV Pavel	8	KAZ	F	5	11	9	2	55.00
25	FIDDLER Tyler Wayne	24	CAN	F	6	53	44	9	54.64
25	OMUKU Maito	8	JPN	F	6	53	44	9	54.64
27	ROGNE Eric	23	SWE	F	4	19	16	3	54.29
28	FERNANDEZ-POLA Angel	17	ESP	F	6	28	25	3	52.83
29	PETRAKOV Ivan	26	RUS	F	6	42	39	3	51.85
30	TANAKA Kentaro	14	JPN	F	6	42	40	2	51.22

NOTE

Average of four face-offs per game played required for ranking.

LEGEND

D	Defence	F	Forward	FO+	Face-offs won
FO-	Face-offs lost	FO+/-	Face-offs net	FO%	Face-offs won as percentage
GP	Number of games played	No	Jersey number	Pos	Position

Timing and Results provided by **TISSOT**



Plus-Minus Leaders

As of SAT 14 FEB 2015
Including Game #33

(Ranked by highest +/- / highest + /lowest GP)

Rank	Name	No	Team	Pos	GP	+	-	+/-
1	KOPECKY Peter	9	SVK	D	6	14	4	+10
2	RUSINA Tomas	13	SVK	D	6	13	3	+10
3	McFAULL Kendall	6	CAN	D	6	12	2	+10
4	BOLSHAKOV Alexander	25	RUS	D	6	11	1	+10
5	RAFIKOV Rushan	19	RUS	D	6	11	2	+9
5	VASILYEV Valerii	2	RUS	D	6	11	2	+9
7	LEBEDEV Alexander	16	RUS	F	6	10	1	+9
7	PETRAKOV Ivan	26	RUS	F	6	10	1	+9
9	STEINER Dominik	14	CZE	D	6	13	5	+8
10	TRENCAN Matus	15	SVK	F	6	12	4	+8
11	VIKSNA Evgeny	28	RUS	D	6	10	2	+8
12	ROWLEY Jordan Thomas	21	CAN	D	6	9	1	+8
13	SHINGAREEV Timur	27	RUS	F	6	8	0	+8
14	BRESLIN Joey	19	USA	F	6	9	2	+7
14	DELAHEY Matthew Kenneth	3	CAN	D	6	9	2	+7
14	KOPER Levko Steven John	19	CAN	F	6	9	2	+7
17	GIMATOV Eduard	8	RUS	F	6	8	1	+7
17	MAXWELL Stanley Mitchell	7	CAN	F	6	8	1	+7
19	GUTWALD Michal	20	CZE	D	6	12	6	+6
20	ZACHAR David	24	CZE	F	6	10	4	+6
21	DALECKY Jan	7	CZE	D	6	9	3	+6
22	BREWSTER Samuel	25	USA	F	6	8	2	+6
22	REDDICK Kruse Allan	11	CAN	F	6	8	2	+6
22	SKVOR Jan	25	CZE	D	6	8	2	+6
25	ARNOST Daniel	10	CZE	F	6	7	1	+6
25	KLIMCHUK Mikhail	14	RUS	F	6	7	1	+6
25	OHBA Dai	6	JPN	D	6	7	1	+6
28	GORDEEV Artem	9	RUS	F	6	6	0	+6
28	PEARCE Elgin James Milton	9	CAN	F	6	6	0	+6
30	GAPA Peter	19	SVK	F	6	10	5	+5

LEGEND

D	Defence	F	Forward	GP	Number of games played	No	Jersey number
Pos	Position	+	Positive participation	-	Negative participation	+/-	Plus/minus net

Timing and Results provided by **TISSOT**



Most Penalised Players

As of SAT 14 FEB 2015
Including Game #33

(Ranked by highest PIM / lowest GP)

Rank	Name	No	Team	Pos	GP	PIM	2	5	10	GM	MP	PAVG
1	GAINZA Inigo	3	ESP	D	5	31	3	1	0	1	0	6:12
2	OTSU Kosuke	11	JPN	F	6	31	3	1	0	1	0	5:10
3	ISHMAMETYEV Alexey	5	KAZ	D	5	29	2	1	0	1	0	5:48
4	LU Hengnan	9	CHN	F	6	28	4	0	2	0	0	4:40
5	PESLAR Jakub	23	CZE	D	5	25	0	0	0	0	1	5:00
6	ZHANG Jiaqi	10	CHN	D	6	20	10	0	0	0	0	3:20
7	SCHMIDT Connor	7	USA	D	6	18	4	0	1	0	0	3:00
8	ORRSVEDEN Magnus	11	SWE	F	6	16	3	0	1	0	0	2:40
9	CHO Seokjun	17	KOR	D	7	16	3	0	1	0	0	2:17
10	SOLORZANO Ignacio	18	ESP	F	4	14	2	0	1	0	0	3:30
11	HALO Juraj	1	SVK	GK	6	14	2	0	1	0	0	2:20
11	HITOSATO Shigeki	13	JPN	F	6	14	2	0	1	0	0	2:20
11	HUANG Peng	6	CHN	F	6	14	7	0	0	0	0	2:20
11	KASCSEK John-Paul	11	USA	F	6	14	2	0	1	0	0	2:20
11	QIAN Jinglin	16	CHN	D	6	14	7	0	0	0	0	2:20
11	TANAKA Kentaro	14	JPN	F	6	14	2	0	1	0	0	2:20
17	BJORK LINDSTROM Victor	9	SWE	F	6	12	6	0	0	0	0	2:00
17	CRAIGE Jesse Wade	22	CAN	D	6	12	1	0	1	0	0	2:00
19	OH Seahn	13	KOR	F	7	12	1	0	1	0	0	1:42
20	ALCAINE Ander	1	ESP	GK	6	10	0	0	1	0	0	1:40
20	COOPER Matt	30	USA	GK	6	10	0	0	1	0	0	1:40
20	DELAHEY Matthew Kenneth	3	CAN	D	6	10	5	0	0	0	0	1:40
20	ROWLEY Jordan Thomas	21	CAN	D	6	10	5	0	0	0	0	1:40
20	SUZUKI Kento	21	JPN	F	6	10	5	0	0	0	0	1:40
20	ZHANG Zhen	12	CHN	D	6	10	5	0	0	0	0	1:40
26	KANG Yoonseok	18	KOR	F	7	10	5	0	0	0	0	1:25
27	WU Jiasiteng	17	CHN	D	4	8	4	0	0	0	0	2:00
28	AKHMETOV Daniyar	6	KAZ	D	5	8	4	0	0	0	0	1:36
28	KURSHUK Alexandr	18	KAZ	D	5	8	4	0	0	0	0	1:36
30	CARTIER Cody Jessie	26	CAN	F	6	8	4	0	0	0	0	1:20
30	FIDDLER Tyler Wayne	24	CAN	F	6	8	4	0	0	0	0	1:20
30	FURUHASHI Makuru	18	JPN	F	6	8	4	0	0	0	0	1:20
30	GARCIA-ARIAS Javier	15	ESP	F	6	8	4	0	0	0	0	1:20
30	HORIUCHI Itaru	2	JPN	D	6	8	4	0	0	0	0	1:20
30	KING Kevin Jarrett	25	CAN	F	6	8	4	0	0	0	0	1:20
30	McFAULL Kendall	6	CAN	D	6	8	4	0	0	0	0	1:20
30	PIACKA Edmund	17	SVK	F	6	8	4	0	0	0	0	1:20
30	SALDEEN Justus	17	SWE	F	6	8	4	0	0	0	0	1:20
30	TRENCAN Matus	15	SVK	F	6	8	4	0	0	0	0	1:20
30	UHNAK Martin	6	SVK	F	6	8	4	0	0	0	0	1:20
30	YOUNG Jordan	23	USA	D	6	8	4	0	0	0	0	1:20



LEGEND

2	Two (2) minute penalties	5	Five (5) minute penalties	10	Ten (10) minute penalties
D	Defence	F	Forward	GK	Goalkeeper
GM	Game misconducts	GP	Games played	MP	Match penalties
No	Jersey number	PAVG	PIM (average) per game	PIM	Penalties in minutes
Pos	Position				

Timing and Results provided by **TISSOT**



Medallists

As of SAT 14 FEB 2015

GOLD	SILVER	BRONZE
RUS - Russian Federation	KAZ - Kazakhstan	CAN - Canada
1 EVDOKIMOV Gleb	1 KUDRYAVTSEV Sergey	1 LAZARUK Kristopher Robert
2 VASILYEV Valerii	2 GOROZHANINOV Ilya	3 DELAHEY Matthew Kenneth
8 GIMATOV Eduard	3 IVASHIN Viktor	4 CURRAN Kodie James
9 GORDEEV Artem	4 GULYAKOV Ilya	5 PAULSEN Luke Eric
11 AKISHIN Dmitrii	5 ISHMAMETEV Alexey	6 McFAULL Kendall
12 CHEREPANOV Nikita	6 AKHMETOV Daniyar	7 MAXWELL Stanley Mitchell
13 TORCHENYUK Alexander	7 POPOVICH Yulian	8 MANNING Neil Alton
14 KLIMCHUK Mikhail	8 ZYATKOV Pavel	9 PEARCE Elgin James Milton
15 ALESHIN Egor	9 NESTEROV German	10 COLLINS Christopher James
16 LEBEDEV Alexander	10 GREBENCHSHIKOV Vladimir	11 REDDICK Kruise Allan
17 FEDOROV Artem	11 KENBAYEV Daulet	12 HICKMOTT Jordan Lindsay
19 RAFIKOV Rushan	12 ANTSIFEROV Alexey	15 FOWLIE Cody Joseph Allan
20 BELOV Sergey	14 VOLOGODSKIY Alexandr	16 FOSTER Taylor Joseph
21 SOLOVYEV Evgeny	16 SAFIN Renat	17 DEPAPE Jordan Matthew Orr
22 BARBASHEV Sergey	17 YELAKOV Vladislav	19 KOPER Levko Steven John
23 MASLOV Kirill	18 KURSHUK Alexandr	21 ROWLEY Jordan Thomas
24 KRIVCHENKO Egor	19 BELGIBAYEV Nursultan	22 CRAIGE Jesse Wade
25 BOLSHAKOV Alexander	20 SMOLNIKOV Mikhail	23 McCALLUM Craig
26 PETRAKOV Ivan	21 MAZULA Eduard	24 FIDDLER Tyler Wayne
27 SHINGAREEV Timur	22 KACHULIN Mikhail	25 KING Kevin Jarrett
28 VIKSNA Evgeny	23 KOVZALOV Ilya	26 CARTIER Cody Jessie
29 LEE Oleg	24 FEDOSSENKO Vyacheslav	30 FLETTE Dalyn Ross
	25 GRYAZNOV Maxim	31 HOLFELD Ryan Michael



Game Roster

KAZ - RUS

Referee(s)

CAMPBELL Michael (CAN) , HEIKKINEN Lassi (FIN)

Linesmen

NYQVIST Anders (SWE) , VANOOSTEN Nathan (CAN)

Goalkeepers

Team: KAZ

No	Name	GP	MIP	GA	SVS	SOG	SVS%	GAA
1	KUDRYAVTSEV Sergey	2	00:00	0	0	0	0.00	0.00
20	SMOLNIKOV Mikhail	4	245:00	7	113	120	94.17	1.71
25	GRYAZNOV Maxim	2	00:00	0	0	0	0.00	0.00

Team Roster

Team: KAZ (blue)

No	Pos	Name	GP	G	A	PTS	PIM	+/-
1	GK	KUDRYAVTSEV Sergey	2	0	0	0	0	
2	D	GOROZHANINOV Ilya	4	0	0	0	2	+1
3	D	IVASHIN Viktor	4	0	0	0	0	+2
4	D	GULYAKOV Ilya	4	0	2	2	4	+3
5	D	ISHMAMETYEV Alexey	4	0	0	0	27	-2
6	D	AKHMETOV Daniyar +C	4	0	1	1	6	-1
7	F	POPOVICH Yulian	4	1	1	2	0	-1
8	F	ZYATKOV Pavel	4	2	1	3	2	+3
9	F	NESTEROV German	4	1	1	2	0	0
10	D	GREBENCHSHIKOV Vladimir	4	1	0	1	2	+2
11	D	KENBAYEV Daulet	4	1	1	2	2	0
12	F	ANTSIFEROV Alexey	4	1	1	2	0	0
14	F	VOLOGODSKIY Alexandr	4	0	0	0	0	+1
16	F	SAFIN Renat	4	1	0	1	2	0
17	F	YELAKOV Vladislav	4	1	0	1	4	+1
18	D	KURSHUK Alexandr +A	4	0	0	0	8	+1
19	F	BELGIBAYEV Nursultan +A	4	0	1	1	2	+2
20	GK	SMOLNIKOV Mikhail	4	0	0	0	0	
21	F	MAZULA Eduard	0	0	0	0	0	0
22	F	KACHULIN Mikhail	4	1	2	3	0	+2
23	F	KOVZALOV Ilya	4	1	0	1	0	+3
24	F	FEDOSSENKO Vyacheslav	4	0	1	1	2	+2
25	GK	GRYAZNOV Maxim	2	0	0	0	0	

Head Coach: STARYGIN Sergey

Team: RUS

No	Name	GP	MIP	GA	SVS	SOG	SVS%	GAA
1	EVDOKIMOV Gleb	5	120:00	6	28	34	82.35	3.00
20	BELOV Sergey	5	185:00	2	74	76	97.37	0.65

Team: RUS (white)

No	Pos	Name	GP	G	A	PTS	PIM	+/-
1	GK	EVDOKIMOV Gleb	5	0	0	0	0	
2	D	VASILYEV Valerii	5	0	0	0	0	+7
8	F	GIMATOV Eduard	5	5	2	7	4	+7
9	F	GORDEEV Artem	5	0	1	1	2	+5
11	D	AKISHIN Dmitrii	5	0	0	0	2	+4
12	D	CHEREPANOV Nikita	5	0	1	1	6	+1
13	F	TORCHENYUK Alexander +C	5	0	2	2	2	+3
14	F	KLIMCHUK Mikhail +A	5	2	3	5	4	+4
15	F	ALESHIN Egor	5	0	2	2	2	+2
16	F	LEBEDEV Alexander	5	1	8	9	4	+9
17	F	FEDOROV Artem	5	3	6	9	4	+3
19	D	RAFIKOV Rushan +A	5	1	2	3	6	+10
20	GK	BELOV Sergey	5	0	0	0	0	
21	F	SOLOVYEV Evgeny	5	1	2	3	2	+2
22	F	BARBASHEV Sergey	5	4	1	5	2	+4
23	D	MASLOV Kirill	5	0	1	1	2	+1
24	F	KRIVCHENKO Egor	5	4	3	7	0	+3
25	D	BOLSHAKOV Alexander	5	0	1	1	0	+8
26	F	PETRAKOV Ivan	5	4	4	8	4	+9
27	F	SHINGAREEV Timur	5	2	1	3	0	+7
28	D	VIKUNA Evgeny	5	3	1	4	2	+8
29	F	LEE Oleg	5	1	2	3	0	+5

Head Coach: UVAEV Viacheslav

LEGEND

A Assists	D Defence	F Forward	G Goals
GA Goals against	GAA Goals against as average per 60 minutes	GK Goalkeeper	GP Games played
MIP Minutes and seconds played	No Jersey number	PIM Penalties in minutes	Pos Position
PTS Points	SOG Shots on goal	SVS Saves	SVS% Saves in percentage
+/- Plus/minus net	+A Assistant captain	+C Captain	

Timing and Results provided by **TISSOT**



Line-ups

KAZ - RUS

Referee(s)

CAMPBELL Michael (CAN) , HEIKKINEN Lassi (FIN)

Linesmen

NYQVIST Anders (SWE) , VANOOSTEN Nathan (CAN)

Goalkeepers

Team: KAZ

No	Name
20	SMOLNIKOV Mikhail
1	KUDRYAVTSEV Sergey

Team: RUS

No	Name
20	BELOV Sergey
1	EVDOKIMOV Gleb

Team Line-ups

Team: KAZ (blue)

No	Pos	Name
4	D	GULYAKOV Ilya
18	D	KURSHUK Alexandr +A
8	F	ZYATKOV Pavel
22	F	KACHULIN Mikhail
23	F	KOVZALOV Ilya
5	D	ISHMAMETYEV Alexey
6	D	AKHMETOV Daniyar +C
9	F	NESTEROV German
16	F	SAFIN Renat
17	F	YELAKOV Vladislav
10	D	GREBENCHSHIKOV Vladimir
11	D	KENBAYEV Daulet
7	F	POPOVICH Yulian
12	F	ANTSIFEROV Alexey
19	F	BELGIBAYEV Nursultan +A
2	D	GOROZHANINOV Ilya
3	D	IVASHIN Viktor
14	F	VOLOGODSKIY Alexandr
24	F	FEDOSSENKO Vyacheslav

Head Coach: STARYGIN Sergey

NOT DRESSED:

21 F MAZULA Eduard
25 GK GRYAZNOV Maxim

Team: RUS (white)

No	Pos	Name
11	D	AKISHIN Dmitrii
28	D	VIKSNA Evgeny
13	F	TORCHENYUK Alexander +C
22	F	BARBASHEV Sergey
29	F	LEE Oleg
2	D	VASILYEV Valerii
19	D	RAFIKOV Rushan +A
8	F	GIMATOV Eduard
16	F	LEBEDEV Alexander
26	F	PETRAKOV Ivan
12	D	CHEREPANOV Nikita
23	D	MASLOV Kirill
17	F	FEDOROV Artem
21	F	SOLOVYEV Evgeny
24	F	KRIVCHENKO Egor
25	D	BOLSHAKOV Alexander
9	F	GORDEEV Artem
14	F	KLIMCHUK Mikhail +A
15	F	ALESHIN Egor
27	F	SHINGAREEV Timur

Head Coach: UVAEV Viacheslav

LEGEND

D	Defence	F	Forward	No	Jersey number	Pos	Position
+A	Assistant captain	+C	Captain				



Graphical Line-ups

KAZ - RUS

Referee(s)

CAMPBELL Michael (CAN) , HEIKKINEN Lassi (FIN)

Linesmen

NYQVIST Anders (SWE) , VANOOSTEN Nathan (CAN)

Team: KAZ - Kazakhstan (blue)

Head Coach: STARYGIN Sergey

S1 20 SMOLNIKOV Mikhail		
1 KUDRYAVTSEV Sergey		
S2 4 GULYAKOV Ilya	S3 18 KURSHUK Alexandr +A	
S4 8 ZYATKOV Pavel	S6 23 KOVZALOV Ilya	S5 22 KACHULIN Mikhail
5 ISHMAMETYEY Alexey		6 AKHMETOV Daniyar +C
9 NESTEROV German	17 YELAKOV Vladislav	16 SAFIN Renat
10 GREBENCHSHIKOV Vladimir		11 KENBAYEV Dautlet
7 POPOVICH Yulian	12 ANTSIFEROV Alexey	19 BELGIBAYEV Nursultan +A
3 IVASHIN Viktor		
14 VOLOGODSKIY Alexandr	24 FEDOSSENKO Vyacheslav	2 GOROZHANINOV Ilya

Team: RUS - Russian Federation (white)

Head Coach: UVAEV Viacheslav


S1 20 BELOV Sergey		
1 EVDOKIMOV Gleb		
S2 11 AKISHIN Dmitrii	S3 28 VIKSNA Evgeny	
S5 22 BARBASHEV Sergey	S4 13 TORCHENYUK Alexander +C	S6 29 LEE Oleg
19 RAFIKOV Rushan +A		2 VASILYEV Valerii
8 GIMATOV Eduard	26 PETRAKOV Ivan	16 LEBEDEV Alexander
12 CHEREPANOV Nikita		23 MASLOV Kirill
17 FEDOROV Artem	24 KRIVCHENKO Egor	21 SOLOVYEV Evgeny
25 BOLSHAKOV Alexander		15 ALESHIN Egor
27 SHINGAREEV Timur	9 GORDEEV Artem	14 KLIMCHUK Mikhail +A

LEGEND

Sn Starting position

+A Assistant captain

+C Captain

Timing and Results provided by  TISSOT



Game Summary

KAZ - RUS 1 - 3 (0 - 2 , 0 - 1 , 1 - 0)

Spectators	Referee(s)	Linesmen
5500	CAMPBELL Michael (CAN) , HEIKKINEN Lassi (FIN)	NYQVIST Anders (SWE) , VANOOSTEN Nathan (CAN)

Team Statistics

Period	Score	SVS	SOG	PIM	TPP	PPG	SHG
1	0 : 2	11 : 6	6 : 13	2 : 2	02:00 : 02:00	0 : 0	0 : 0
2	0 : 1	5 : 13	13 : 6	0 : 2	02:00 : 00:00	0 : 0	0 : 0
3	1 : 0	10 : 11	12 : 10	4 : 0	00:00 : 04:00	0 : 0	0 : 0
Total	1 : 3	26 : 30	31 : 29	6 : 4	04:00 : 06:00	0 : 0	0 : 0

1st Period

Action	Time	ET/Res	Team	Type	No	Name	(G)	Name of Assistant(s) / Action Description
GK	00:00		KAZ		20	SMOLNIKOV M		- Goalkeeper in
GK	00:00		RUS		20	BELOV S		- Goalkeeper in
Goal	02:36	0 : 1	RUS	EQ	27	SHINGAREEV T	(3)	9 GORDEEV A On Ice KAZ 20 2 3 5 14 24 RUS 20 2 9 14 25 27
Penalty	04:09	06:09	KAZ	2 min.	6	AKHMETOV D		- Holding an opponent
Penalty	08:28	10:28	RUS	2 min.		- Team penalty		- Too Many Men / Served by: 27 SHINGAREEV T
Goal	13:31	0 : 2	RUS	EQ	24	KRIVCHENKO E	(5)	14 KLIMCHUK M On Ice KAZ 20 4 7 12 18 22 RUS 20 2 14 17 24 25

2nd Period

Action	Time	ET/Res	Team	Type	No	Name	(G)	Name of Assistant(s) / Action Description
Goal	29:31	0 : 3	RUS	EQ	13	TORCHENYUK A	(1)	22 BARBASHEV S On Ice KAZ 20 4 11 14 18 24 27 SHINGAREEV T RUS 20 11 13 22 28 29
Penalty	32:28	34:28	RUS	2 min.	22	BARBASHEV S		- Closing hand on puck

3rd Period

Action	Time	ET/Res	Team	Type	No	Name	(G)	Name of Assistant(s) / Action Description
Goal	43:12	1 : 3	KAZ	EQ	16	SAFIN R	(2)	17 YELAKOV V On Ice KAZ 20 5 6 9 16 17 9 NESTEROV G RUS 20 13 19 22 28 29
Penalty	50:22	52:22	KAZ	2 min.	5	ISHMAMETYEY A		- Tripping
Penalty	53:01	55:01	KAZ	2 min.	10	GREBENCHSHIKOV V		- Hooking
GK	60:00		KAZ					20 SMOLNIKOV M - Goalkeeper out
GK	60:00		RUS					20 BELOV S - Goalkeeper out

Goalkeeper Records

Team : KAZ - Kazakhstan

No	Name	SOG	SVS	MIP
20	SMOLNIKOV Mikhail	29	26	60:00
1	KUDRYAVTSEV Sergey			

Team : RUS - Russian Federation


No	Name	SOG	SVS	MIP
20	BELOV Sergey	31	30	60:00
1	EVDOKIMOV Gleb			

Game Statistics

Team : KAZ (blue)

Head Coach : STARYGIN Sergey

No	Pos	Name	G	A	P	PIM	FO+	FO-	FO+/-	FO%	Shots on Goal				TS	+/-
											1	2	3	OT		
4	D	GULYAKOV Ilya	0	0	0	0	0	0	0	0.00	0	0	1		1	-2
8	F	ZYATKOV Pavel	0	0	0	0	2	1	1	66.67	1	0	0		1	0
18	D	KURSHUK Alexandr +A	0	0	0	0	0	0	0	0.00	0	1	2		3	-2
22	F	KACHULIN Mikhail	0	0	0	0	0	0	0	0.00	1	2	2		5	-1
23	F	KOVZALOV Ilya	0	0	0	0	9	10	-1	47.37	0	0	2		2	0
5	D	ISHMAMETYEY Alexey	0	0	0	2	0	0	0	0.00	0	0	0		0	0
6	D	AKHMETOV Daniyar +C	0	0	0	2	0	0	0	0.00	0	0	0		0	+1
9	F	NESTEROV German	0	1	1	0	1	2	-1	33.33	0	1	0		1	+1
16	F	SAFIN Renat	1	0	1	0	0	0	0	0.00	0	3	2		5	+1
17	F	YELAKOV Vladislav	0	1	1	0	5	9	-4	35.71	0	3	1		4	+1

Timing and Results provided by 




Head Coach : STARYGIN Sergey										Shots on Goal						
No	Pos	Name	G	A	P	PIM	FO+	FO-	FO+/-	FO%	1	2	3	OT	TS	+/-
7	F	POPOVICH Yulian	0	0	0	0	0	0	0	0.00	2	2	0		4	-1
10	D	GREBENCHSHIKOV Vladimir	0	0	0	2	0	0	0	0.00	1	0	1		2	0
11	D	KENBAYEV Daulet	0	0	0	0	3	0	3	100.00	0	0	0		0	-1
12	F	ANTSIFEROV Alexey	0	0	0	0	11	7	4	61.11	1	1	1		3	-1
19	F	BELGIBAYEV Nursultan +A	0	0	0	0	2	0	2	100.00	0	0	0		0	0
2	D	GOROZHANINOV Ilya	0	0	0	0	0	0	0	0.00	0	0	0		0	-1
3	D	IVASHIN Viktor	0	0	0	0	0	0	0	0.00	0	0	0		0	-1
14	F	VOLOGODSKIY Alexandr	0	0	0	0	0	0	0	0.00	0	0	0		0	-2
24	F	FEDOSSENKO Vyacheslav	0	0	0	0	1	2	-1	33.33	0	0	0		0	-2
1	GK	KUDRYAVTSEV Sergey	0	0	0	0					0	0	0		0	
20	GK	SMOLNIKOV Mikhail	0	0	0	0					0	0	0		0	
Total			1	2	3	6	34	31	3	52.31	6	13	12		31	

Team : RUS (white)

Head Coach : UVAEV Viacheslav										Shots on Goal						
No	Pos	Name	G	A	P	PIM	FO+	FO-	FO+/-	FO%	1	2	3	OT	TS	+/-
11	D	AKISHIN Dmitrii	0	0	0	0	0	0	0	0.00	0	0	0		0	+1
13	F	TORCHENYUK Alexander +C	1	0	1	0	10	11	-1	47.62	0	3	0		3	0
22	F	BARBASHEV Sergey	0	1	1	2	0	0	0	0.00	0	0	0		0	0
28	D	VIKSNA Evgeny	0	0	0	0	0	0	0	0.00	0	0	1		1	0
29	F	LEE Oleg	0	0	0	0	0	0	0	0.00	0	1	0		1	0
2	D	VASILYEV Valerii	0	0	0	0	0	0	0	0.00	1	0	0		1	+2
8	F	GIMATOV Eduard	0	0	0	0	1	1	0	50.00	3	0	1		4	0
16	F	LEBEDEV Alexander	0	0	0	0	0	0	0	0.00	0	0	0		0	0
19	D	RAFIKOV Rushan +A	0	0	0	0	0	1	-1	0.00	2	0	0		2	-1
26	F	PETRAKOV Ivan	0	0	0	0	3	5	-2	37.50	0	0	0		0	0
12	D	CHEREPANOV Nikita	0	0	0	0	0	0	0	0.00	1	0	2		3	0
17	F	FEDOROV Artem	0	0	0	0	0	0	0	0.00	0	0	1		1	+1
21	F	SOLOVYEV Evgeny	0	0	0	0	1	0	1	100.00	0	0	2		2	0
23	D	MASLOV Kirill	0	0	0	0	0	0	0	0.00	0	0	0		0	0
24	F	KRIVCHENKO Egor	1	0	1	0	7	6	1	53.85	1	0	2		3	+1
9	F	GORDEEV Artem	0	1	1	0	9	10	-1	47.37	1	0	0		1	+1
14	F	KLIMCHUK Mikhail +A	0	1	1	0	0	0	0	0.00	2	0	0		2	+2
15	F	ALESHIN Egor	0	0	0	0	0	0	0	0.00	0	1	1		2	0
25	D	BOLSHAKOV Alexander	0	0	0	0	0	0	0	0.00	0	0	0		0	+2
27	F	SHINGAREEV Timur	1	1	2	0	0	0	0	0.00	2	1	0		3	+1
1	GK	EVDOKIMOV Gleb	0	0	0	0					0	0	0		0	
20	GK	BELOV Sergey	0	0	0	0					0	0	0		0	
Total			3	4	7	2	31	34	-3	47.69	13	6	10		29	

LEGEND

(G) Goals in tournament	+/- Plus/minus net	+A Assistant captain	+C Captain
A Assists	D Defence	EQ Equal strength	ET/Res Penalty end time/Result of game
F Forward	FO- Face-offs lost	FO% Face-offs won as percentage	FO+ Face-offs won
FO+/- Face-offs net	G Goals	GK Goalkeeper	MIP Minutes in play (GK)
No Jersey number	OT Overtime	P Points	PIM Penalties in minutes
Pos Position	PPG Power play goals	SHG Shorthanded goals	SOG Shots on goal
SVS Saves	TPP Time on power play	TS Total shots	

Timing and Results provided by 

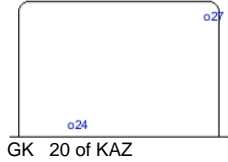


Shot Chart

KAZ - RUS

Shots by RUS

Goals (o): 2 SSG (+): 11
SSP (-): 4 SPG (-): 4



GK 20 of KAZ

Shots by KAZ

Goals (o): 0 SSG (+): 13
SSP (-): 5 SPG (-): 6



GK 20 of RUS

Shots by RUS

Goals (o): 0 SSG (+): 10
SSP (-): 2 SPG (-): 11



GK 20 of KAZ

LEGEND

GK Goalkeeper **SPG** Shots past goal **SSG** Shots saved by goalkeeper **SSP** Shots saved by player

Shots by KAZ

Goals (o): 0 SSG (+): 9
SSP (-): 2 SPG (-): 7



GK 20 of RUS

Shots by RUS

Goals (o): 1 SSG (+): 5
SSP (-): 7 SPG (-): 4



GK 20 of KAZ

Shots by KAZ

Goals (o): 1 SSG (+): 11
SSP (-): 2 SPG (-): 5



GK 20 of RUS



Face-off Chart

KAZ - RUS

PERIOD 1

	KAZ		RUS		KAZ		RUS		Total wins all zones	
	Def. zone	Att. zone	Neutral zone		Att. zone	Def. zone			KAZ	RUS
	+ 12	- 24	- 23	+ 13	+ 24	- 9				
	- 23	+ 9	- 17	+ 26	+ 12	- 13				
	- 12	+ 13	- 9	+ 26	+ 12	- 9				
	+ 23	- 24	+ 23	- 13	+ 17	- 8				
	- 24	+ 24	- 12	+ 24	+ 9	- 9				
			- 12	+ 24	- 23	+ 9				
			- 23	+ 9						
Total wins / period	2 / 40%	3 / 60%	1 / 14%	6 / 86%	5 / 83%	1 / 17%			8 / 44%	10 / 56%

PERIOD 2


	KAZ		RUS		KAZ		RUS		Total wins all zones	
	Def. zone	Att. zone	Neutral zone		Att. zone	Def. zone			KAZ	RUS
	- 12	+ 9	- 23	+ 13	+ 17	- 24				
	+ 11	- 13	+ 11	- 9	+ 11	- 9				
	- 24	+ 13	+ 23	- 26	- 8	+ 13				
	+ 19	- 9	- 9	+ 24	+ 17	- 13				
	+ 12	- 9	+ 12	- 13	+ 17	- 26				
	+ 19	- 24	+ 8	- 24	+ 23	- 26				
	- 17	+ 9	+ 12	- 13	+ 12	- 19				
	- 23	+ 24	- 12	+ 13	- 17	+ 8				
	- 23	+ 24								
Total wins / period	4 / 44%	5 / 56%	5 / 63%	3 / 37%	6 / 75%	2 / 25%			15 / 60%	10 / 40%

PERIOD 3

	KAZ		RUS		KAZ		RUS		Total wins all zones	
	Def. zone	Att. zone	Neutral zone		Att. zone	Def. zone			KAZ	RUS
	- 17	+ 24	- 23	+ 13	- 17	+ 26				
	- 12	+ 9	- 12	+ 13	+ 12	- 24				
	- 17	+ 21	+ 12	- 13	- 17	+ 9				
	+ 12	- 13	+ 23	- 26	+ 23	- 13				
	- 23	+ 13	- 17	+ 9	+ 23	- 26				
	+ 8	- 9	+ 17	- 9	- 17	+ 9				
			+ 23	- 9	+ 12	- 13				
					- 23	+ 13				
					+ 23	- 13				
Total wins / period	2 / 33%	4 / 67%	4 / 57%	3 / 43%	5 / 56%	4 / 44%			11 / 50%	11 / 50%

TOTAL

	KAZ		RUS		KAZ		RUS		Total wins all zones	
	Def. zone	Att. zone	Neutral zone		Att. zone	Def. zone			KAZ	RUS
Total wins / game	8 / 40%	12 / 60%	10 / 45%	12 / 55%	16 / 70%	7 / 30%			34 / 52%	31 / 48%

Timing and Results provided by 




HEAD TO HEAD

	RUS							Tot	wins KAZ	Dz	Nz	Az	
	No.	8	9	13	19	21	24						26
KAZ	8		1 - 0	0 - 1			1 - 0		3	2 67%	1 100%	1 100%	0 0%
	9		1 - 0				0 - 1	0 - 1	3	1 33%		0 0%	1 100%
	11		2 - 0	1 - 0					3	3 100%	1 100%	1 100%	1 100%
	12		2 - 2	6 - 3	1 - 0		2 - 2		18	11 61%	3 50%	3 43%	5 100%
	17	1 - 1	1 - 4	1 - 0		0 - 1	1 - 1	1 - 2	14	5 36%	0 0%	1 33%	4 50%
	19		1 - 0				1 - 0		2	2 100%	2 100%		
	23		1 - 3	3 - 5			1 - 2	4 - 0	19	9 47%	1 20%	4 50%	4 67%
	24		1 - 0	0 - 1			0 - 1		3	1 33%	0 0%		1 100%
Tot	2	19	21	1	1	13	8	65	34 52%	8 40%	10 45%	16 70%	
wins RUS	1 50%	9 47%	10 48%	0 0%	1 100%	7 54%	3 38%	31 48%					
Dz	1 50%	3 43%	2 29%	0 0%		0 0%	1 25%	7 30%					
Nz		2 40%	5 56%			3 75%	2 50%	12 55%					
Az		4 57%	3 60%		1 100%	4 57%		12 60%					

LEGEND

Az Attacking zone **Dz** Defending zone **Nz** Neutral zone **Tot** Total face-offs played

Timing and Results provided by  TISSOT



Game Roster

CAN - CZE

Referee(s)

ANSONS Andris (LAT) , OSKIRKO Iurii (RUS)

Goalkeepers

Team: CAN

No	Name	GP	MIP	GA	SVS	SOG	SVS%	GAA
1	LAZARUK Kristopher Robert	4	154:14	6	69	75	92.00	2.33
30	FLETTE Dalyn Ross	2	00:00	0	0	0	0.00	0.00
31	HOLFELD Ryan Michael	4	150:46	1	35	36	97.22	0.40

Team Roster

Team: CAN (white)

No	Pos	Name	GP	G	A	PTS	PIM	+/-
1	GK	LAZARUK Kristopher Robert	4	0	0	0	0	
3	D	DELAHEY Matthew Kenneth +A	5	0	0	0	6	+5
4	D	CURRAN Kodie James	5	0	4	4	6	+3
5	D	PAULSEN Luke Eric	5	0	3	3	0	+4
6	D	McFAULL Kendall	5	0	2	2	6	+5
7	F	MAXWELL Stanley Mitchell	5	1	3	4	4	+5
8	D	MANNING Neil Alton	5	1	2	3	0	+5
9	F	PEARCE Elgin James Milton	5	2	0	2	2	+5
10	F	COLLINS Christopher James	5	3	2	5	2	+2
11	F	REDDICK Kruiise Allan +C	5	5	3	8	2	+6
12	F	HICKMOTT Jordan Lindsay	5	3	2	5	0	+4
15	F	FOWLIE Cody Joseph Allan	5	0	1	1	6	+1
16	F	FOSTER Taylor Joseph	5	2	4	6	0	+4
17	F	DEPAPE Jordan Matthew Orr	5	0	3	3	4	+3
19	F	KOPER Levko Steven John	5	3	5	8	0	+7
21	D	ROWLEY Jordan Thomas	5	0	4	4	8	+8
22	D	CRAIGE Jesse Wade	5	2	2	4	12	+6
23	F	McCALLUM Craig	5	0	0	0	0	+2
24	F	FIDDLER Tyler Wayne	5	2	1	3	6	+4
25	F	KING Kevin Jarrett +A	5	3	2	5	6	+4
26	F	CARTIER Cody Jessie	5	2	2	4	6	+4
30	GK	FLETTE Dalyn Ross	2	0	0	0	0	
31	GK	HOLFELD Ryan Michael	4	0	0	0	0	

Head Coach: ADOLPH David George

Linesmen

LORENTSEN BAKLI Gjermund (NOR) , PARK Jun Soo (KOR)

Team: CZE

No	Name	GP	MIP	GA	SVS	SOG	SVS%	GAA
1	SLAMA Jiri	5	00:00	0	0	0	0.00	0.00
2	POLIVKA Patrik	5	299:21	7	55	62	88.71	1.40

Team: CZE (red)

No	Pos	Name	GP	G	A	PTS	PIM	+/-
1	GK	SLAMA Jiri	5	0	0	0	0	
2	GK	POLIVKA Patrik	5	0	0	0	0	
3	F	STASTNY Tomas	5	1	2	3	2	+5
4	F	MATEJKA Filip	5	1	2	3	0	+5
5	F	NOVAK Dominik	5	2	1	3	4	+4
7	D	DALECKY Jan +A	5	6	4	10	6	+7
8	F	MULLER Jan	3	3	1	4	0	+4
9	F	HUCKO Petr	5	0	4	4	0	+5
10	F	ARNOST Daniel	5	2	4	6	4	+5
11	D	KOLDA Josef +A	5	1	2	3	0	+3
12	D	SVARICEK Filip	5	2	1	3	6	+4
13	F	VANEK Rostislav	5	4	0	4	0	+5
14	D	STEINER Dominik +C	5	0	3	3	4	+10
15	D	ZBORIL Mikulas	5	0	0	0	0	+2
16	D	VOJACEK Filip	2	1	0	1	0	0
17	D	BRZOBOHATY Michal	5	0	4	4	0	+5
18	D	VRANA Lukas	5	1	3	4	0	+5
19	F	SKOLOUD Petr	5	3	1	4	2	+3
20	D	GUTWALD Michal	5	1	3	4	6	+8
21	F	VALASEK Milan	5	1	2	3	2	+3
23	D	PESLAR Jakub	4	0	2	2	25	+3
24	F	ZACHAR David	5	4	5	9	4	+7
25	D	SKVOR Jan	5	0	4	4	0	+7

Head Coach: LISKA Jaroslav

LEGEND

A Assists	D Defence	F Forward	G Goals
GA Goals against	GAA Goals against as average per 60 minutes	GK Goalkeeper	GP Games played
MIP Minutes and seconds played	No Jersey number	PIM Penalties in minutes	Pos Position
PTS Points	SOG Shots on goal	SVS Saves	SVS% Saves in percentage
+/- Plus/minus net	+A Assistant captain	+C Captain	

Timing and Results provided by **TISSOT**



Line-ups

CAN - CZE

Referee(s)

ANSONS Andris (LAT) , OSKIRKO Iurii (RUS)

Goalkeepers

Team: CAN

No	Name
1	LAZARUK Kristopher Robert
31	HOLFELD Ryan Michael

Team Line-ups

Team: CAN (white)

No	Pos	Name
21	D	ROWLEY Jordan Thomas
22	D	CRAIGE Jesse Wade
12	F	HICKMOTT Jordan Lindsay
16	F	FOSTER Taylor Joseph
25	F	KING Kevin Jarrett +A
3	D	DELAHEY Matthew Kenneth +A
6	D	McFAULL Kendall
9	F	PEARCE Elgin James Milton
11	F	REDDICK Kruise Allan +C
19	F	KOPER Levko Steven John
4	D	CURRAN Kodie James
8	D	MANNING Neil Alton
23	F	McCALLUM Craig
24	F	FIDDLER Tyler Wayne
26	F	CARTIER Cody Jessie
5	D	PAULSEN Luke Eric
7	F	MAXWELL Stanley Mitchell
10	F	COLLINS Christopher James
15	F	FOWLIE Cody Joseph Allan
17	F	DEPAPE Jordan Matthew Orr

Head Coach: ADOLPH David George

NOT DRESSED:

30 GK FLETTE Dalyn Ross

Linesmen

LORENTSEN BAKLI Gjermund (NOR) , PARK Jun Soo (KOR)

Team: CZE

No	Name
2	POLIVKA Patrik
1	SLAMA Jiri

Team: CZE (red)

No	Pos	Name
7	D	DALECKY Jan +A
14	D	STEINER Dominik +C
20	D	GUTWALD Michal
8	F	MULLER Jan
24	F	ZACHAR David
11	D	KOLDA Josef +A
12	D	SVARICEK Filip
17	D	BRZOBOHATY Michal
18	D	VRANA Lukas
13	F	VANEK Rostislav
23	D	PESLAR Jakub
25	D	SKVOR Jan
4	F	MATEJKA Filip
19	F	SKOLOUD Petr
21	F	VALASEK Milan
15	D	ZBORIL Mikulas
3	F	STASTNY Tomas
5	F	NOVAK Dominik
9	F	HUCKO Petr
10	F	ARNOST Daniel

Head Coach: LISKA Jaroslav

NOT DRESSED:

16 D VOJACEK Filip

LEGEND

D	Defence	F	Forward	No	Jersey number	Pos	Position
+A	Assistant captain	+C	Captain				



Graphical Line-ups

CAN - CZE

Referee(s)

ANSONS Andris (LAT) , OSKIRKO Iurii (RUS)

Linesmen

LORENTSEN BAKLI Gjermund (NOR) , PARK Jun Soo (KOR)

Team: CAN - Canada (white)

Head Coach: ADOLPH David George

S1 1 LAZARUK Kristopher Robert		
31 HOLFELD Ryan Michael		
S3 22 CRAIGE Jesse Wade	S2 21 ROWLEY Jordan Thomas	
S4 12 HICKMOTT Jordan Lindsay	S5 16 FOSTER Taylor Joseph	S6 25 KING Kevin Jarrett +A
3 DELAHEY Matthew Kenneth +A		6 McFAULL Kendall
9 PEARCE Elgin James Milton	11 REDDICK Kruse Allan +C	19 KOPER Levko Steven John
4 CURRAN Kodie James		8 MANNING Neil Alton
26 CARTIER Cody Jessie	24 FIDDLER Tyler Wayne	23 McCALLUM Craig
5 PAULSEN Luke Eric		15 FOWLIE Cody Joseph Allan
7 MAXWELL Stanley Mitchell	10 COLLINS Christopher James	17 DEPAPE Jordan Matthew Orr

Team: CZE - Czech Republic (red)

Head Coach: LISKA Jaroslav

S1 2 POLIVKA Patrik		
1 SLAMA Jiri		
S2 14 STEINER Dominik +C	S3 20 GUTWALD Michal	
S5 8 MULLER Jan	S4 7 DALECKY Jan +A	S6 24 ZACHAR David
11 KOLDA Josef +A		12 SVARICEK Filip
13 VANEK Rostislav	18 VRANA Lukas	17 BRZOBOHATY Michal
25 SKVOR Jan		23 PESLAR Jakub
21 VALASEK Milan	4 MATEJKA Filip	19 SKOLOUD Petr
3 STASTNY Tomas		15 ZBORIL Mikulas
9 HUCKO Petr	10 ARNOST Daniel	5 NOVAK Dominik

LEGEND

Sn Starting position

+A Assistant captain

+C Captain

Timing and Results provided by **TISSOT**



Game Summary

CAN - CZE 6 - 2 (2 - 0, 0 - 1, 4 - 1)

Spectators	Referee(s)	Linesmen
700	ANSONS Andris (LAT) , OSKIRKO Iurii (RUS)	LORENTSEN BAKLI Gjermund (NOR) , PARK Jun Soo (KOR)

Team Statistics

Period	Score	SVS	SOG	PIM	TPP	PPG	SHG
1	2 : 0	16 : 12	14 : 16	4 : 4	02:00 : 02:00	0 : 0	0 : 0
2	0 : 1	12 : 7	7 : 13	8 : 4	03:20 : 06:59	0 : 0	0 : 0
3	4 : 1	4 : 9	13 : 5	4 : 6	05:10 : 03:21	1 : 0	1 : 1
Total	6 : 2	32 : 29	35 : 34	16 : 14	10:30 : 12:20	1 : 0	1 : 1

1st Period

Action	Time	ET/Res	Team	Type	No	Name	(G)	Name of Assistant(s) / Action Description
GK	00:00		CAN		1	LAZARUK KR		- Goalkeeper in
GK	00:00		CZE		2	POLIVKA P		- Goalkeeper in
Penalty	00:18	02:18	CAN	2 min.	21	ROWLEY JT		- Hooking
Penalty	00:18	02:18	CZE	2 min.	8	MULLER J		- Holding the Stick
Goal	08:34	1 : 0	CAN	EQ	25	KING KJ	(4)	7 MAXWELL SM On Ice CAN 1 6 7 17 21 25 CZE 2 13 14 17 18 20
Penalty	09:21	11:21	CAN	2 min.	11	REDDICK KA		- Tripping
Goal	14:50	2 : 0	CAN	EQ	15	FOWLIE CJA	(1)	9 PEARCE EJM 25 KING KJ On Ice CAN 1 5 6 9 15 25 CZE 2 13 17 18 23 25
Penalty	16:25	18:25	CZE	2 min.	9	HUCKO P		- Unsportsmanlike Conduct

2nd Period

Action	Time	ET/Res	Team	Type	No	Name	(G)	Name of Assistant(s) / Action Description
Penalty	21:17	23:17	CAN	2 min.	3	DELAHEY MK		- Tripping
Goal	23:49	2 : 1	CZE	EQ	21	VALASEK M	(2)	19 SKOLOUD P On Ice CAN 1 5 8 12 16 25 CZE 2 4 11 12 19 21
Penalty	29:02	31:02	CZE	2 min.	13	VANEK R		- Holding an opponent
Penalty	31:44	33:44	CAN	2 min.	26	CARTIER CJ		- Roughing
Penalty	32:43	34:43	CAN	2 min.	25	KING KJ		- Hooking
Time-out	32:43		CZE					
Penalty	35:41	37:41	CAN	2 min.	6	McFAULL K		- Tripping
Penalty	38:40	40:40	CZE	2 min.	11	KOLDA J		- Hooking

3rd Period

Action	Time	ET/Res	Team	Type	No	Name	(G)	Name of Assistant(s) / Action Description
Penalty	41:06	43:06	CZE	2 min.	11	KOLDA J		- High Sticking
Goal	42:42	2 : 2	CZE	SH1	10	ARNOST D	(3)	5 NOVAK D On Ice CAN 1 12 16 21 22 25 CZE 2 5 10 14 20
Penalty	43:39	45:39	CZE	2 min.	14	STEINER D		- High Sticking
Goal	46:38	3 : 2	CAN	EQ	10	COLLINS CJ	(4)	3 DELAHEY MK 17 DEPAPE JMO On Ice CAN 1 3 6 10 15 17 CZE 2 8 11 17 18 23
Goal	47:17	4 : 2	CAN	EQ	7	MAXWELL SM	(2)	10 COLLINS CJ 15 FOWLIE CJA On Ice CAN 1 3 6 7 10 15 CZE 2 4 14 19 20 21
Penalty	51:53	52:23	CZE	2 min.	24	ZACHAR D		- Hooking
Goal	52:23	5 : 2	CAN	PP1	10	COLLINS CJ	(5)	8 MANNING NA 5 PAULSEN LE On Ice CAN 1 5 8 10 11 19 CZE 2 4 19 20 23 *
Penalty	56:39	58:39	CAN	2 min.	24	FIDDLER TW		- Closing hand on puck
GK	56:39		CZE					2 POLIVKA P - Goalkeeper out
Goal	57:32	6 : 2	CAN	SH1	25	KING KJ	(5)	On Ice CAN 1 5 6 25 26 CZE 4 7 8 14 20 24
GK	57:32		CZE		2	POLIVKA P		- Goalkeeper in
Penalty	58:34	60:00	CAN	2 min.	3	DELAHEY MK		- Cross-Checking
GK	60:00		CAN					1 LAZARUK KR - Goalkeeper out
GK	60:00		CZE					2 POLIVKA P - Goalkeeper out



Goalkeeper Records

Team : CAN - Canada

Team : CZE - Czech Republic

No	Name	SOG	SVS	MIP
1	LAZARUK Kristopher Robert	34	32	60:00
31	HOLFELD Ryan Michael			

No	Name	SOG	SVS	MIP
2	POLIVKA Patrik	33	28	59:07
1	SLAMA Jiri			

Game Statistics

Team : CAN (white)

Head Coach : ADOLPH David George

No	Pos	Name	G	A	P	PIM	FO+	FO-	FO+/-	FO%	Shots on Goal					+/-
											1	2	3	OT	TS	
12	F	HICKMOTT Jordan Lindsay	0	0	0	0	0	0	0	0.00	0	1	0		1	-2
16	F	FOSTER Taylor Joseph	0	0	0	0	9	9	0	50.00	0	1	1		2	-2
21	D	ROWLEY Jordan Thomas	0	0	0	2	0	0	0	0.00	0	3	1		4	0
22	D	CRAIGE Jesse Wade	0	0	0	0	0	0	0	0.00	1	0	1		2	-1
25	F	KING Kevin Jarrett +A	2	1	3	2	3	0	3	100.00	2	1	1		4	+1
3	D	DELAHEY Matthew Kenneth +A	0	1	1	4	0	0	0	0.00	1	0	0		1	+2
6	D	McFAULL Kendall	0	0	0	2	0	0	0	0.00	1	0	0		1	+5
9	F	PEARCE Elgin James Milton	0	1	1	0	3	0	3	100.00	1	0	0		1	+1
11	F	REDDICK Kruise Allan +C	0	0	0	2	10	5	5	66.67	0	0	0		0	0
19	F	KOPER Levko Steven John	0	0	0	0	0	0	0	0.00	1	0	1		2	0
4	D	CURRAN Kodie James	0	0	0	0	0	0	0	0.00	1	0	0		1	0
8	D	MANNING Neil Alton	0	1	1	0	0	0	0	0.00	0	0	0		0	-1
23	F	McCALLUM Craig	0	0	0	0	0	0	0	0.00	1	0	3		4	0
24	F	FIDDLER Tyler Wayne	0	0	0	2	5	6	-1	45.45	2	1	0		3	0
26	F	CARTIER Cody Jessie	0	0	0	2	0	0	0	0.00	0	0	0		0	+1
5	D	PAULSEN Luke Eric	0	1	1	0	0	0	0	0.00	0	0	0		0	+1
7	F	MAXWELL Stanley Mitchell	1	1	2	0	3	1	2	75.00	1	0	2		3	+2
10	F	COLLINS Christopher James	2	1	3	0	1	7	-6	12.50	0	0	2		2	+2
15	F	FOWLIE Cody Joseph Allan	1	1	2	0	0	0	0	0.00	1	0	0		1	+3
17	F	DEPAPE Jordan Matthew Orr	0	1	1	0	0	0	0	0.00	1	0	1		2	+2
1	GK	LAZARUK Kristopher Robert	0	0	0	0					0	0	0		0	
31	GK	HOLFELD Ryan Michael	0	0	0	0					0	0	0		0	
Total			6	9	15	16	34	28	6	54.84	14	7	13		35	

Team : CZE (red)

Head Coach : LISKA Jaroslav

No	Pos	Name	G	A	P	PIM	FO+	FO-	FO+/-	FO%	Shots on Goal					+/-
											1	2	3	OT	TS	
7	D	DALECKY Jan +A	0	0	0	0	10	8	2	55.56	1	3	1		5	-1
8	F	MULLER Jan	0	0	0	2	0	0	0	0.00	3	1	1		5	-2
14	D	STEINER Dominik +C	0	0	0	2	0	0	0	0.00	1	0	0		1	-2
20	D	GUTWALD Michal	0	0	0	0	0	0	0	0.00	1	2	0		3	-2
24	F	ZACHAR David	0	0	0	2	4	3	1	57.14	0	2	0		2	-1
11	D	KOLDA Josef +A	0	0	0	4	0	0	0	0.00	0	0	0		0	0
12	D	SVARICEK Filip	0	0	0	0	0	0	0	0.00	1	0	0		1	+1
13	F	VANEK Rostislav	0	0	0	2	0	0	0	0.00	0	0	1		1	-2
17	D	BRZOBHATY Michal	0	0	0	0	0	0	0	0.00	1	1	0		2	-3
18	D	VRANA Lukas	0	0	0	0	1	7	-6	12.50	1	0	0		1	-3
4	F	MATEJKA Filip	0	0	0	0	7	11	-4	38.89	0	0	0		0	-1
19	F	SKOLOUD Petr	0	1	1	0	1	2	-1	33.33	0	1	0		1	0
21	F	VALASEK Milan	1	0	1	0	0	0	0	0.00	3	1	1		5	0
23	D	PESLAR Jakub	0	0	0	0	0	0	0	0.00	0	2	0		2	-2
25	D	SKVOR Jan	0	0	0	0	0	0	0	0.00	0	0	0		0	-1
3	F	STASTNY Tomas	0	0	0	0	0	0	0	0.00	0	0	0		0	0
5	F	NOVAK Dominik	0	1	1	0	1	0	1	100.00	2	0	0		2	+1
9	F	HUCKO Petr	0	0	0	2	1	0	1	100.00	1	0	0		1	0
10	F	ARNOST Daniel	1	0	1	0	3	3	0	50.00	1	0	1		2	+1
15	D	ZBORIL Mikulas	0	0	0	0	0	0	0	0.00	0	0	0		0	0
1	GK	SLAMA Jiri	0	0	0	0					0	0	0		0	

Timing and Results provided by TISSOT




Head Coach : LISKA Jaroslav

No	Pos	Name	G	A	P	PIM	FO+	FO-	FO+/-	FO%	Shots on Goal					+/-
											1	2	3	OT	TS	
2	GK	POLIVKA Patrik	0	0	0	0					0	0	0		0	
Total			2	2	4	14	28	34	-6	45.16	16	13	5		34	

LEGEND

(G) Goals in tournament	*	does not count for Plus/minus	+/-	Plus/minus net	+A	Assistant captain
+C Captain	A	Assists	D	Defence	ENG	Empty net goal
EQ Equal strength	ET/Res	Penalty end time/Result of game	F	Forward	FO-	Face-offs lost
FO% Face-offs won as percentage	FO+	Face-offs won	FO+/-	Face-offs net	G	Goals
GK Goalkeeper	MIP	Minutes in play (GK)	No	Jersey number	OT	Overtime
P Points	PIM	Penalties in minutes	Pos	Position	PP1	Power play - 1 player
PPG Power play goals	SH1	Shorthanded - 1 player	SHG	Shorthanded goals	SOG	Shots on goal
SVS Saves	TPP	Time on power play	TS	Total shots		

Timing and Results provided by  **TISSOT**



Shot Chart

CAN - CZE

Shots by CZE

Goals (o): 0 SSG (+): 16
SSP (-): 6 SPG (-): 4



GK 1 of CAN

Shots by CAN


Goals (o): 0 SSG (+): 7
SSP (-): 6 SPG (-): 2



GK 2 of CZE

Shots by CZE

Goals (o): 1 SSG (+): 4
SSP (-): 3 SPG (-): 2



GK 1 of CAN

Shots by CAN

Goals (o): 2 SSG (+): 12
SSP (-): 6 SPG (-): 7



GK 2 of CZE

Shots by CZE


Goals (o): 1 SSG (+): 12
SSP (-): 12 SPG (-): 6



GK 1 of CAN

Shots by CAN

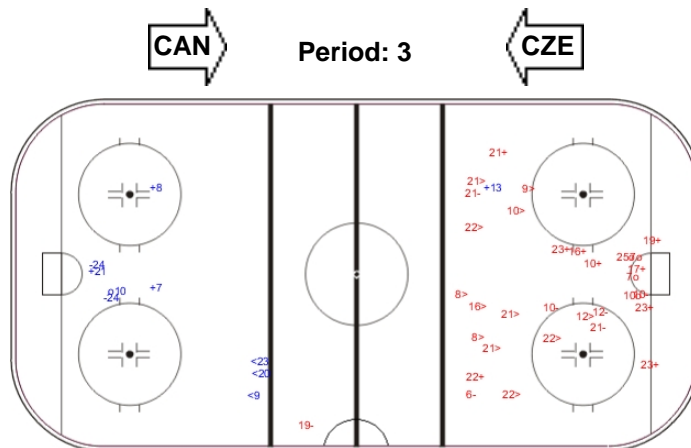
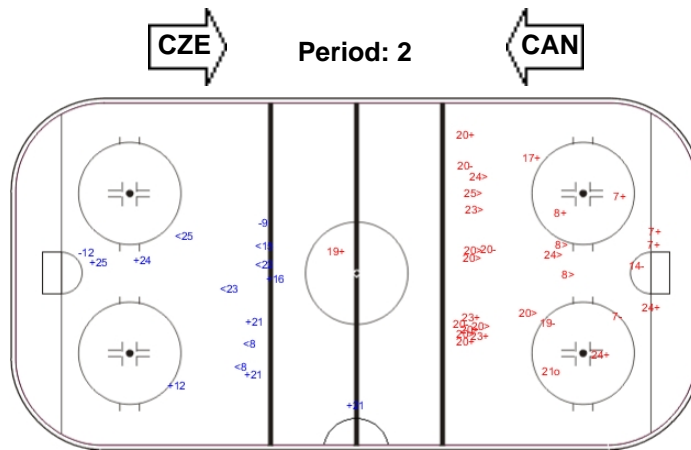
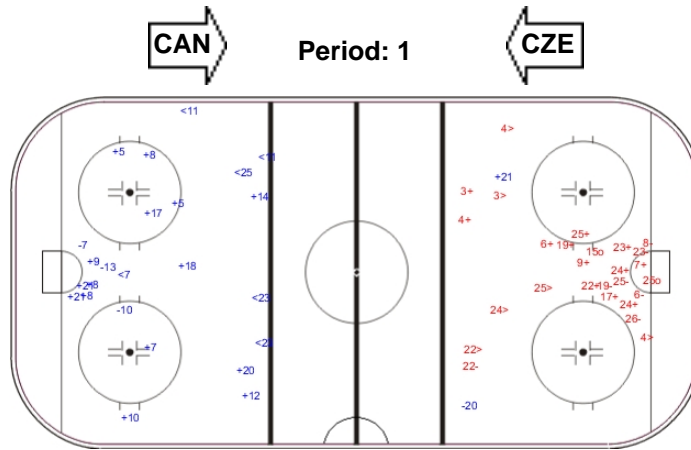
Goals (o): 4 SSG (+): 9
SSP (-): 12 SPG (-): 7



GK 2 of CZE



ENG



LEGEND

ENG Empty net goal GK Goalkeeper SPG Shots past goal SSG Shots saved by goalkeeper SSP Shots saved by player

Timing and Results provided by TISSOT



Face-off Chart

CAN - CZE

PERIOD 1

	CAN		CZE		CAN		CZE			
	Def. zone	Att. zone	Neutral zone		Att. zone	Def. zone				
	- 10	+ 7	- 16	+ 7	+ 25	- 4			Total wins all zones	
	- 10	+ 9	- 16	+ 7	+ 9	- 19				
	- 10	+ 7	+ 16	- 4	- 24	+ 4				
	- 16	+ 4	+ 16	- 4	+ 10	- 10				
	+ 7	- 7	- 7	+ 7	- 11	+ 4				
	+ 9	- 18	- 24	+ 4	- 11	+ 19				
	+ 7	- 7	+ 24	- 4	- 16	+ 4				
	- 24	+ 5	+ 16	- 18	+ 25	- 24				
					- 16	+ 4				
					+ 11	- 7				
Total wins / period	3 / 38%	5 / 62%	4 / 50%	4 / 50%	5 / 50%	5 / 50%			CAN	CZE
									12 / 46%	14 / 54%

PERIOD 2

	CAN		CZE		CAN		CZE			
	Def. zone	Att. zone	Neutral zone		Att. zone	Def. zone				
	- 11	+ 24	- 16	+ 7	+ 16	- 4			Total wins all zones	
	- 16	+ 10	- 16	+ 10	+ 11	- 18				
	- 11	+ 24	+ 11	- 4	+ 16	- 7				
	- 11	+ 24	- 10	+ 7	+ 24	- 24				
	+ 24	- 18	+ 16	- 7	+ 16	- 19				
	- 24	+ 24	+ 9	- 7						
	- 24	+ 7								
Total wins / period	1 / 14%	6 / 86%	3 / 50%	3 / 50%	5 / 100%	0 / 0%			CAN	CZE
									9 / 50%	9 / 50%

PERIOD 3

	CAN		CZE		CAN		CZE			
	Def. zone	Att. zone	Neutral zone		Att. zone	Def. zone				
	- 10	+ 7	- 16	+ 7	+ 11	- 18			Total wins all zones	
	+ 16	- 7	+ 24	- 7	+ 11	- 18				
	+ 11	- 4	- 10	+ 4	+ 24	- 24				
	+ 25	- 4	+ 11	- 10	+ 11	- 4				
			- 24	+ 10	+ 16	- 10				
			+ 11	- 4	+ 11	- 4				
			+ 7	- 18	- 10	+ 18				
Total wins / period	3 / 75%	1 / 25%	4 / 57%	3 / 43%	6 / 86%	1 / 14%			CAN	CZE
									13 / 72%	5 / 28%

TOTAL

	CAN		CZE		CAN		CZE			
	Def. zone	Att. zone	Neutral zone		Att. zone	Def. zone				
Total wins / game	7 / 37%	12 / 63%	11 / 52%	10 / 48%	16 / 73%	6 / 27%			CAN	CZE
									34 / 55%	28 / 45%




HEAD TO HEAD

		CZE								Tot	wins CAN	Dz	Nz	Az	
No.		4	5	7	9	10	18	19	24						
CAN	7			2 - 1			1 - 0			4	3 75%	2 100%	1 50%		
	9			1 - 0			1 - 0	1 - 0		3	3 100%	1 100%	1 100%	1 100%	
	10	0 - 1		0 - 4	0 - 1	1 - 0	0 - 1			8	1 13%	0 0%	0 0%	1 50%	
	11	5 - 1		1 - 0			1 - 0	3 - 0	0 - 1	0 - 3	15	10 67%	1 25%	3 100%	6 75%
	16	3 - 3		3 - 4			1 - 2	1 - 0	1 - 0		18	9 50%	1 33%	4 44%	4 67%
	24	1 - 2	0 - 1	1 - 1			0 - 1	1 - 0		2 - 1	11	5 45%	1 25%	2 50%	2 67%
	25	2 - 0								1 - 0	3	3 100%	1 100%		2 100%
Tot		18	1	18	1	6	8	3	7	62	34 55%	7 37%	11 52%	16 73%	
wins CZE		7 39%	1 100%	10 56%	1 100%	3 50%	1 13%	1 33%	4 57%	28 45%					
Dz		4 50%		0 0%		0 0%	1 25%	1 33%	0 0%	6 27%					
Nz		2 29%		6 67%		2 67%	0 0%			10 48%					
Az		1 33%	1 100%	4 57%	1 100%	1 100%	0 0%		4 100%	12 63%					

LEGEND

Az Attacking zone **Dz** Defending zone **Nz** Neutral zone **Tot** Total face-offs played

Timing and Results provided by  TISSOT



Game Roster

SVK - JPN

Referee(s)

HORAK Tomas (CZE)

Goalkeepers

Team: SVK

No	Name	GP	MIP	GA	SVS	SOG	SVS%	GAA
1	HALO Juraj	5	245:00	14	129	143	90.21	3.43
2	ZIAK Jan	5	60:00	6	43	49	87.76	6.00

Team Roster

Team: SVK (white)

No	Pos	Name	GP	G	A	PTS	PIM	+/-
1	GK	HALO Juraj	5	0	0	0	2	
2	GK	ZIAK Jan	5	0	0	0	0	
6	F	UHNAK Martin	5	3	3	6	6	0
9	D	KOPECKY Peter	5	0	3	3	6	+5
10	F	HUS Roman	5	1	1	2	4	+2
11	F	KETNER Nicolas	5	2	1	3	2	-1
12	D	PALOVIC Patrik	5	0	1	1	6	+1
13	D	RUSINA Tomas +A	5	3	2	5	4	+7
14	F	BACA Kristian	5	1	1	2	2	+2
15	F	TRENCAN Matus	5	1	2	3	6	+2
16	F	ZLOCHA Jan +A	5	2	1	3	2	+3
17	F	PIACKA Edmund +C	5	3	3	6	8	+2
18	D	SUCHARDA Andrej	5	0	1	1	2	+2
19	F	GAPA Peter	5	4	3	7	4	+1
20	F	MIHALIK Denis	5	2	3	5	4	+3
22	F	PARDAVY Jan	4	1	2	3	2	0
23	F	MARUSIAK Marek	5	0	4	4	0	0
25	F	KENTOS Jozef	4	0	1	1	2	+1
26	D	SZABO Patrik	5	0	3	3	0	+2
27	D	LUNTER Peter	5	2	1	3	2	+1
28	F	BUDIAK Matus	5	1	0	1	0	0
29	D	NOCIAR Denis	5	0	0	0	2	+1

Head Coach: VYBOH Andrej

Linesmen

LORENTSEN BAKLI Gjermund (NOR) , TROBAJO NAVARRO Carlos (ESP)

Team: JPN

No	Name	GP	MIP	GA	SVS	SOG	SVS%	GAA
1	HITOMI Shun	5	119:05	5	74	79	93.67	2.52
25	ONODA Takuto	5	179:08	7	62	69	89.86	2.34


Team: JPN (black)

No	Pos	Name	GP	G	A	PTS	PIM	+/-
1	GK	HITOMI Shun	5	0	0	0	0	
2	D	HORIUCHI Itaru	5	0	3	3	6	+1
4	D	MATSUKANE Kenta	5	0	3	3	0	+1
5	D	KATO Shinnosuke	5	0	0	0	4	+2
6	D	OHBA Dai	5	0	2	2	0	+5
7	D	YOKOYAMA Yoshiya	5	1	0	1	4	0
8	F	OMUKU Maito	5	2	4	6	4	+3
9	F	ECHIGO Tomoya +A	5	0	2	2	2	0
11	F	OTSU Kosuke	5	0	3	3	29	+1
12	D	KOIZUMI Kazunari	5	0	1	1	4	+3
13	F	HITOSATO Shigeki	5	0	1	1	14	+2
14	F	TANAKA Kentaro +A	5	1	2	3	14	-2
15	F	KONNO Tomohiro	4	2	1	3	0	+2
16	F	TATEDA Shun	5	2	0	2	0	0
18	F	FURUHASHI Makuru	5	4	2	6	8	+3
19	F	NAKAJIMA Shogo	5	0	1	1	2	+2
21	F	SUZUKI Kento	5	0	1	1	10	0
22	F	KAWAMURA Kazuki	5	4	0	4	2	0
23	F	IKEDA Ikki	5	4	2	6	4	+3
24	D	SATOH Hikaru +C	5	2	3	5	4	+1
25	GK	ONODA Takuto	5	0	0	0	0	

Head Coach: MAHON Mark

LEGEND

A Assists	D Defence	F Forward	G Goals
GA Goals against	GAA Goals against as average per 60 minutes	GK Goalkeeper	GP Games played
MIP Minutes and seconds played	No Jersey number	PIM Penalties in minutes	Pos Position
PTS Points	SOG Shots on goal	SVS Saves	SVS% Saves in percentage
+/- Plus/minus net	+A Assistant captain	+C Captain	

Timing and Results provided by  TISSOT



Line-ups

SVK - JPN

Referee(s)

HORAK Tomas (CZE)

Goalkeepers

Team: SVK

No	Name
1	HALO Juraj
2	ZIAK Jan

Team Line-ups

Team: SVK (white)

No	Pos	Name
27	D	LUNTER Peter
6	F	UHNAK Martin
11	F	KETNER Nicolas
17	F	PIACKA Edmund +C
20	F	MIHALIK Denis
9	D	KOPECKY Peter
13	D	RUSINA Tomas +A
15	F	TRENCAN Matus
19	F	GAPA Peter
23	F	MARUSIAK Marek
12	D	PALOVIC Patrik
29	D	NOCIAR Denis
10	F	HUS Roman
14	F	BACA Kristian
25	F	KENTOS Jozef
18	D	SUCHARDA Andrej
26	D	SZABO Patrik
16	F	ZLOCHA Jan +A

Head Coach: VYBOH Andrej

NOT DRESSED:

22 F PARDAVY Jan
28 F BUDIAK Matus

Linesmen

LORENTSEN BAKLI Gjermund (NOR) , TROBAJO NAVARRO Carlos (ESP)

Team: JPN

No	Name
1	HITOMI Shun
25	ONODA Takuto

Team: JPN (black)

No	Pos	Name
4	D	MATSUKANE Kenta
24	D	SATOH Hikaru +C
8	F	OMUKU Maito
11	F	OTSU Kosuke
22	F	KAWAMURA Kazuki
7	D	YOKOYAMA Yoshiya
12	D	KOIZUMI Kazunari
9	F	ECHIGO Tomoya +A
16	F	TATEDA Shun
19	F	NAKAJIMA Shogo
2	D	HORIUCHI Itaru
6	D	OHBA Dai
14	F	TANAKA Kentaro +A
21	F	SUZUKI Kento
23	F	IKEDA Ikki
5	D	KATO Shinnosuke
13	F	HITOSATO Shigeki
18	F	FURUHASHI Makuru

Head Coach: MAHON Mark

NOT DRESSED:

15 F KONNO Tomohiro

LEGEND

D	Defence	F	Forward	No	Jersey number	Pos	Position
+A	Assistant captain	+C	Captain				

Timing and Results provided by **TISSOT**



Graphical Line-ups

SVK - JPN

Referee(s)

HORAK Tomas (CZE)

Linesmen

LORENTSEN BAKLI Gjermund (NOR) , TROBAJO NAVARRO Carlos (ESP)

Team: SVK - Slovakia (white)

Head Coach: VYBOH Andrej

S1 1 HALO Juraj			
2 ZIAK Jan			
S2 11 KETNER Nicolas		S3 27 LUNTER Peter	
S4 6 UHNAK Martin	S6 20 MIHALIK Denis	S5 17 PIACKA Edmund +C	
13 RUSINA Tomas +A		9 KOPECKY Peter	
19 GAPA Peter	23 MARUSIAK Marek	15 TRENCAN Matus	
12 PALOVIC Patrik		29 NOCIAR Denis	
10 HUS Roman	25 KENTOS Jozef	14 BACA Kristian	
		18 SUCHARDA Andrej	
		16 ZLOCHA Jan +A	26 SZABO Patrik

Team: JPN - Japan (black)

Head Coach: MAHON Mark

S1 1 HITOMI Shun			
25 ONODA Takuto			
S3 24 SATOH Hikaru +C		S2 4 MATSUKANE Kenta	
S5 11 OTSU Kosuke	S4 8 OMIKU Maito	S6 22 KAWAMURA Kazuki	
7 YOKOYAMA Yoshiya		12 KOIZUMI Kazunari	
19 NAKAJIMA Shogo	9 ECHIGO Tomoya +A	16 TATEDA Shun	
2 HORIUCHI Itaru		6 OHBA Dai	
21 SUZUKI Kento	14 TANAKA Kentaro +A	23 IKEDA Ikki	
		5 KATO Shinnosuke	
		18 FURUHASHI Makuru	13 HITOSATO Shigeki

LEGEND

Sn Starting position

+A Assistant captain

+C Captain

Timing and Results provided by **TISSOT**



Game Summary

SVK - JPN 8 - 3 (2 - 1 , 1 - 1 , 5 - 1)

Spectators	Referee(s)	Linesmen
250	HORAK Tomas (CZE)	LORENTSEN BAKLI Gjermund (NOR) , TROBAJO NAVARRO Carlos (ESP)

Team Statistics

Period	Score	SVS	SOG	PIM	TPP	PPG	SHG
1	2 : 1	9 : 5	7 : 10	2 : 2	02:00 : 02:00	0 : 0	0 : 0
2	1 : 1	9 : 8	9 : 10	6 : 6	03:07 : 04:53	1 : 0	0 : 0
3	5 : 1	16 : 5	10 : 17	16 : 0	00:00 : 05:10	0 : 1	0 : 0
Total	8 : 3	34 : 18	26 : 37	24 : 8	05:07 : 12:03	1 : 1	0 : 0

1st Period

Action	Time	ET/Res	Team	Type	No	Name	(G)	Name of Assistant(s) / Action Description
GK	00:00		SVK		1	HALO J		- Goalkeeper in
GK	00:00		JPN		1	HITOMI S		- Goalkeeper in
Goal	04:44	1 : 0	SVK	EQ	19	GAPA P	(5)	15 TRENCAN M On Ice SVK 1 9 13 15 19 23 JPN 1 7 12 13 14 18
Penalty	10:15	12:15	SVK	2 min.	1	HALO J		- Tripping / Served by: 15 TRENCAN M
Goal	12:51	1 : 1	JPN	EQ	19	NAKAJIMA S	(1)	On Ice SVK 1 10 12 14 16 29 JPN 1 6 7 9 16 19
Goal	14:49	2 : 1	SVK	EQ	15	TRENCAN M	(2)	19 GAPA P On Ice SVK 1 9 12 15 19 26 JPN 1 7 12 14 21 23
Penalty	17:17	19:17	JPN	2 min.	11	OTSU K		- Hooking

2nd Period

Action	Time	ET/Res	Team	Type	No	Name	(G)	Name of Assistant(s) / Action Description
Penalty	20:25	21:17	JPN	2 min.	8	OMUKU M		- Hooking
Goal	21:17	3 : 1	SVK	PP1	13	RUSINA T	(4)	19 GAPA P On Ice SVK 1 9 13 15 19 25 25 KENTOS J JPN 1 7 9 12 16 *
Penalty	22:08	24:08	SVK	2 min.	23	MARUSIAK M		- Slashing
Penalty	25:47	27:47	SVK	2 min.	6	UHNAK M		- Slashing
Goal	29:32	3 : 2	JPN	EQ	18	FURUHASHI M	(5)	On Ice SVK 1 6 11 12 17 20 JPN 1 6 7 13 16 18
Penalty	33:08	35:08	JPN	2 min.	12	KOIZUMI K		- Tripping
Penalty	34:30	36:30	JPN	2 min.	2	HORIUCHI I		- Cross-Checking
Penalty	35:23	37:23	SVK	2 min.	15	TRENCAN M		- Interference

3rd Period

Action	Time	ET/Res	Team	Type	No	Name	(G)	Name of Assistant(s) / Action Description
Penalty	40:56	42:56	SVK	2 min.	25	KENTOS J		- Delaying the Game
Penalty	43:43	45:43	SVK	2 min.	29	NOCIAR D		- High Sticking
Goal	46:51	4 : 2	SVK	EQ	17	PIACKA E	(4)	6 UHNAK M On Ice SVK 1 6 9 17 20 27 20 MIHALIK D JPN 1 6 12 14 18 21
Penalty	47:24	48:34	SVK	2 min.	13	RUSINA T		- Holding an opponent
Goal	48:34	4 : 3	JPN	PP1	23	IKEDA I	(5)	4 MATSUKANE K On Ice SVK 1 6 12 17 25 JPN 1 4 13 18 23 24 *
Goal	56:26	5 : 3	SVK	EQ	19	GAPA P	(6)	15 TRENCAN M On Ice SVK 1 9 13 15 19 25 JPN 1 2 7 9 16 19
Time-out	56:51		JPN					
GK	56:51		JPN					1 HITOMI S - Goalkeeper out
Goal	57:32	6 : 3	SVK	EQ	19	GAPA P	(7)	15 TRENCAN M On Ice SVK 1 11 15 19 25 27 ENG JPN 8 11 18 19 22 24
GK	57:32		JPN		1	HITOMI S		- Goalkeeper in
Penalty	57:32	60:00	SVK	10 min.	1	HALO J		- Unsportsmanlike Conduct / Served by: 19 GAPA P
Goal	57:43	7 : 3	SVK	EQ	26	SZABO P	(1)	25 KENTOS J On Ice SVK 1 9 13 15 25 26 13 RUSINA T JPN 1 4 7 14 21 23



Action	Time	ET/Res	Team	Type	No	Name	(G)	Name of Assistant(s) / Action Description
Goal	59:48	8 : 3	SVK	EQ	15	TRENCAN M	(3)	10 HUS R 11 KETNER N On Ice SVK 1 10 11 15 25 27 JPN 1 4 7 14 18 21 1 HALO J - Goalkeeper out 1 HITOMI S - Goalkeeper out
GK	60:00		SVK					
GK	60:00		JPN					

Goalkeeper Records

Team : SVK - Slovakia

Team : JPN - Japan

No	Name	SOG	SVS	MIP
1	HALO Juraj	37	34	60:00
2	ZIAK Jan			

No	Name	SOG	SVS	MIP
1	HITOMI Shun	25	18	59:19
25	ONODA Takuto			

Game Statistics

Team : SVK (white)


Head Coach : VYBOH Andrej

No	Pos	Name	G	A	P	PIM	FO+	FO-	FO+/-	FO%	Shots on Goal					+/-
											1	2	3	OT	TS	
6	F	UHNAK Martin	0	1	1	2	5	3	2	62.50	1	0	2		3	0
11	F	KETNER Nicolas	0	1	1	0	0	0	0	0.00	0	0	0		0	+1
17	F	PIACKA Edmund +C	1	0	1	0	0	0	0	0.00	1	0	1		2	0
20	F	MIHALIK Denis	0	1	1	0	10	7	3	58.82	0	1	0		1	0
27	D	LUNTER Peter	0	0	0	0	0	0	0	0.00	0	0	0		0	+3
9	D	KOPECKY Peter	0	0	0	0	0	0	0	0.00	0	1	1		2	+5
13	D	RUSINA Tomas +A	1	1	2	2	0	0	0	0.00	0	1	0		1	+3
15	F	TRENCAN Matus	2	3	5	2	0	0	0	0.00	1	1	1		3	+6
19	F	GAPA Peter	3	2	5	0	1	2	-1	33.33	1	1	2		4	+4
23	F	MARUSIAK Marek	0	0	0	2	5	13	-8	27.78	0	0	0		0	+1
10	F	HUS Roman	0	1	1	0	1	0	1	100.00	0	0	1		1	0
12	D	PALOVIC Patrik	0	0	0	0	0	0	0	0.00	1	0	0		1	-1
14	F	BACA Kristian	0	0	0	0	0	0	0	0.00	0	0	1		1	-1
25	F	KENTOS Jozef	0	2	2	2	11	16	-5	40.74	1	2	0		3	+4
29	D	NOCIAR Denis	0	0	0	2	0	0	0	0.00	0	1	0		1	-1
16	F	ZLOCHA Jan +A	0	0	0	0	1	3	-2	25.00	1	0	0		1	-1
18	D	SUCHARDA Andrej	0	0	0	0	0	0	0	0.00	0	0	0		0	0
26	D	SZABO Patrik	1	0	1	0	0	1	-1	0.00	0	1	1		2	+2
1	GK	HALO Juraj	0	0	0	12					0	0	0		0	
2	GK	ZIAK Jan	0	0	0	0					0	0	0		0	
Total			8	12	20	24	34	45	-11	43.04	7	9	10		26	

Team : JPN (black)

Head Coach : MAHON Mark

No	Pos	Name	G	A	P	PIM	FO+	FO-	FO+/-	FO%	Shots on Goal					+/-
											1	2	3	OT	TS	
4	D	MATSUKANE Kenta	0	1	1	0	0	0	0	0.00	1	0	0		1	-2
8	F	OMUKU Maito	0	0	0	2	6	10	-4	37.50	1	0	0		1	-1
11	F	OTSU Kosuke	0	0	0	2	0	0	0	0.00	0	0	1		1	-1
22	F	KAWAMURA Kazuki	0	0	0	0	1	3	-2	25.00	0	0	0		0	-1
24	D	SATOH Hikaru +C	0	0	0	0	0	0	0	0.00	0	0	1		1	-1
7	D	YOKOYAMA Yoshiya	0	0	0	0	0	0	0	0.00	0	1	1		2	-3
9	F	ECHIGO Tomoya +A	0	0	0	0	12	8	4	60.00	1	0	1		2	0
12	D	KOIZUMI Kazunari	0	0	0	2	0	0	0	0.00	0	0	1		1	-3
16	F	TATEDA Shun	0	0	0	0	2	0	2	100.00	0	1	0		1	+1
19	F	NAKAJIMA Shogo	1	0	1	0	1	0	1	100.00	2	1	2		5	-1
2	D	HORIUCHI Itaru	0	0	0	2	0	0	0	0.00	1	1	1		3	-1
6	D	OHBA Dai	0	0	0	0	0	0	0	0.00	0	0	0		0	+1
14	F	TANAKA Kentaro +A	0	0	0	0	7	7	0	50.00	0	0	0		0	-5
21	F	SUZUKI Kento	0	0	0	0	0	0	0	0.00	0	2	3		5	-4
23	F	IKEDA Ikki	1	0	1	0	0	0	0	0.00	2	2	3		7	-2
5	D	KATO Shinnosuke	0	0	0	0	0	0	0	0.00	0	0	0		0	0
13	F	HITOSATO Shigeki	0	0	0	0	1	0	1	100.00	1	0	1		2	0
18	F	FURUHASHI Makuru	1	0	1	0	15	6	9	71.43	1	2	2		5	-3

Timing and Results provided by 




Head Coach : MAHON Mark

No	Pos	Name	G	A	P	PIM	FO+	FO-	FO+/-	FO%	Shots on Goal					+/-
											1	2	3	OT	TS	
1	GK	HITOMI Shun	0	0	0	0					0	0	0		0	
25	GK	ONODA Takuto	0	0	0	0					0	0	0		0	
Total			3	1	4	8	45	34	11	56.96	10	10	17		37	

LEGEND

(G) Goals in tournament	* does not count for Plus/minus	+/- Plus/minus net	+A Assistant captain
+C Captain	A Assists	D Defence	ENG Empty net goal
EQ Equal strength	ET/Res Penalty end time/Result of game	F Forward	FO- Face-offs lost
FO% Face-offs won as percentage	FO+ Face-offs won	FO+/- Face-offs net	G Goals
GK Goalkeeper	MIP Minutes in play (GK)	No Jersey number	OT Overtime
P Points	PIM Penalties in minutes	Pos Position	PP1 Power play - 1 player
PPG Power play goals	SHG Shorthanded goals	SOG Shots on goal	SVS Saves
TPP Time on power play	TS Total shots		

Timing and Results provided by  TISSOT




Shot Chart

SVK - JPN

Shots by SVK


Goals (o): 2 SSG (+): 5
SSP (-): 8 SPG (-): 2



GK 1 of JPN

Shots by JPN

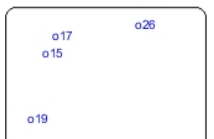
Goals (o): 1 SSG (+): 9
SSP (-): 3 SPG (-): 1



GK 1 of SVK

Shots by SVK

Goals (o): 5 SSG (+): 5
SSP (-): 2 SPG (-): 2



GK 1 of JPN



ENG

Shots by JPN


Goals (o): 1 SSG (+): 9
SSP (-): 5 SPG (-): 6



GK 1 of SVK

Shots by SVK

Goals (o): 1 SSG (+): 8
SSP (-): 7 SPG (-): 2



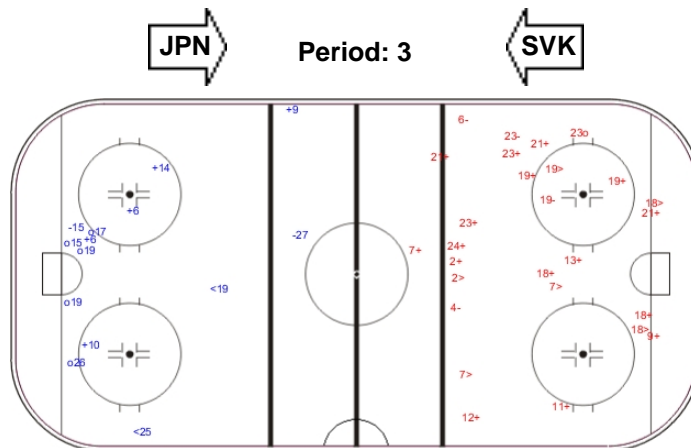
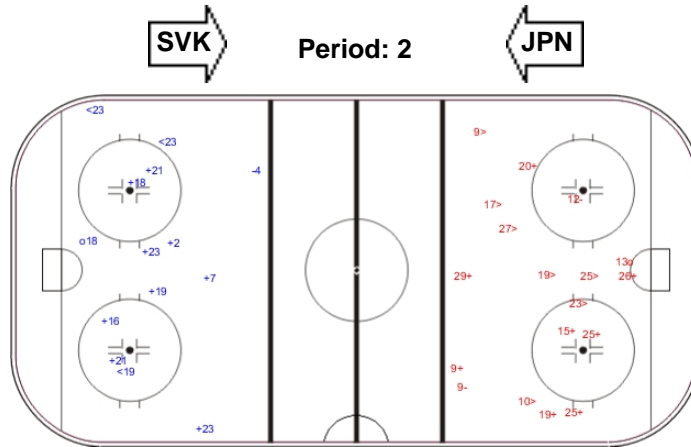
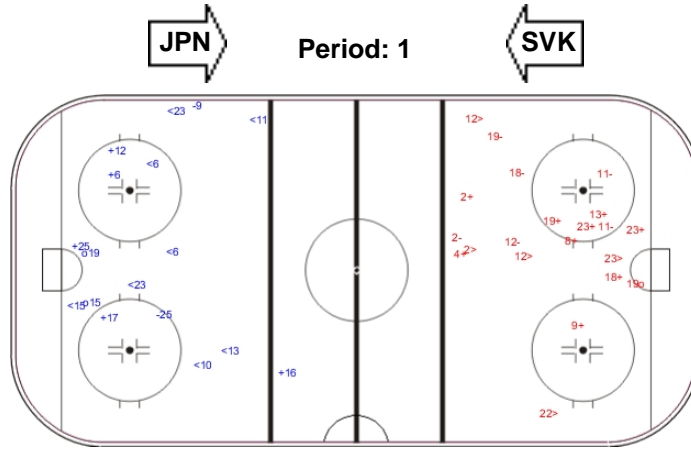
GK 1 of JPN

Shots by JPN

Goals (o): 1 SSG (+): 16
SSP (-): 6 SPG (-): 4



GK 1 of SVK



LEGEND

ENG Empty net goal GK Goalkeeper SPG Shots past goal SSG Shots saved by goalkeeper SSP Shots saved by player

Timing and Results provided by TISSOT



Face-off Chart

SVK - JPN

PERIOD 1

SVK		JPN		SVK		JPN		SVK		JPN		Total wins all zones	
Def. zone	Att. zone	Neutral zone		Att. zone	Def. zone					SVK	JPN		
- 25	+ 9	+ 20	- 8	- 20	+ 14								
- 23	+ 18	+ 25	- 9	- 20	+ 22								
- 23	+ 9	- 25	+ 18	+ 20	- 18								
- 25	+ 9	- 16	+ 9	+ 20	- 9								
- 23	+ 14			+ 23	- 9								
- 16	+ 9			+ 16	- 14								
- 23	+ 14												
- 16	+ 13												
+ 6	- 8												
Total wins / period		1 / 11%	8 / 89%	2 / 50%	2 / 50%	4 / 67%	2 / 33%			7 / 37%	12 / 63%		

PERIOD 2

SVK		JPN		SVK		JPN		SVK		JPN		Total wins all zones	
Def. zone	Att. zone	Neutral zone		Att. zone	Def. zone					SVK	JPN		
+ 6	- 22	+ 20	- 8	+ 25	- 9								
+ 25	- 18	- 23	+ 18	- 25	+ 9								
+ 23	- 14	+ 20	- 9	- 23	+ 14								
- 23	+ 14	- 25	+ 8	- 23	+ 14								
+ 6	- 18	- 20	+ 18	- 26	+ 16								
+ 25	- 22			+ 20	- 8								
+ 25	- 8			+ 25	- 14								
+ 25	- 8												
- 25	+ 18												
+ 25	- 18												
- 6	+ 8												
Total wins / period		8 / 73%	3 / 27%	2 / 40%	3 / 60%	3 / 43%	4 / 57%			13 / 57%	10 / 43%		

PERIOD 3

SVK		JPN		SVK		JPN		SVK		JPN		Total wins all zones	
Def. zone	Att. zone	Neutral zone		Att. zone	Def. zone					SVK	JPN		
+ 19	- 22	+ 20	- 8	- 19	+ 9								
- 23	+ 16	- 20	+ 8	- 25	+ 8								
- 6	+ 9	+ 23	- 14	- 20	+ 14								
- 19	+ 18	+ 10	- 8	- 20	+ 19								
- 6	+ 18	- 25	+ 18	- 25	+ 18								
- 23	+ 9	- 25	+ 18										
+ 6	- 18	- 25	+ 8										
+ 23	- 14	+ 20	- 9										
- 23	+ 18	+ 20	- 9										
+ 6	- 8	+ 25	- 14										
- 25	+ 18	+ 23	- 8										
- 25	+ 18	+ 25	- 14										
+ 25	- 9	- 23	+ 9										
- 25	+ 9	- 23	+ 9										
- 20	+ 18												
Total wins / period													




HEAD TO HEAD

	JPN									Tot	wins SVK	Dz	Nz	Az
	No.	8	9	13	14	16	18	19	22					
SVK	6	2 - 1	0 - 1				2 - 1		1 - 0	8	5 63%	5 63%		
	10	1 - 0								1	1 100%		1 100%	
	16		0 - 2	0 - 1	1 - 0					4	1 25%	0 0%	0 0%	1 100%
	19		0 - 1				0 - 1		1 - 0	3	1 33%	1 50%		0 0%
	20	4 - 1	4 - 0		0 - 2		2 - 2	0 - 1	0 - 1	17	10 59%	1 50%	6 75%	3 43%
	23	1 - 0	1 - 4		3 - 5	0 - 1	0 - 3			18	5 28%	2 20%	2 40%	1 33%
	25	2 - 4	3 - 4		3 - 0		2 - 8		1 - 0	27	11 41%	6 43%	3 38%	2 40%
	26					0 - 1				1	0 0%			0 0%
Tot	16	20	1	14	2	21	1	4	79	34 43%	15 39%	12 52%	7 39%	
wins JPN	6 38%	12 60%	1 100%	7 50%	2 100%	15 71%	1 100%	1 25%	45 57%					
Dz	1 50%	2 40%		4 67%	1 100%	1 50%	1 100%	1 100%	11 61%					
Nz	3 38%	3 43%		0 0%		5 100%			11 48%					
Az	2 33%	7 88%	1 100%	3 60%	1 100%	9 64%		0 0%	23 61%					

LEGEND

Az Attacking zone **Dz** Defending zone **Nz** Neutral zone **Tot** Total face-offs played

Timing and Results provided by  TISSOT



Game Roster

USA - KOR

Referee(s)

PIGUILLEM PEREZ de ROZAS Marc (ESP)

Linesmen

LIU Ren (CHN) , van GRINSVEN Chris (BEL)

Goalkeepers

Team: USA

No	Name	GP	MIP	GA	SVS	SOG	SVS%	GAA
1	OLEN Joseph	5	20:00	4	10	14	71.43	12.00
30	COOPER Matt	5	286:08	11	135	146	92.47	2.31

Team Roster

Team: USA (blue)

No	Pos	Name	GP	G	A	PTS	PIM	+/-
1	GK	OLEN Joseph	5	0	0	0	0	
4	D	McGOVERN Edward	5	1	1	2	0	0
5	D	SOLORZANO Emmanuel	5	0	0	0	2	-4
7	D	SCHMIDT Connor	5	1	4	5	18	+1
8	D	ZERN Nicholas	5	1	0	1	6	+1
9	F	JOHNSON Bryce	5	1	1	2	4	-1
10	F	BALENT Bill	5	2	1	3	0	0
11	F	KASCSAK John-Paul	5	0	1	1	14	0
12	F	HARRIS Michael +A	5	0	1	1	4	-2
14	D	JOSEPH Chris	5	2	0	2	6	-3
15	F	MURPHY Sean	5	1	1	2	2	-1
16	F	OLEN John	5	0	1	1	4	-3
17	F	BURKEMPER Chris	5	0	2	2	2	+1
18	F	BODETTE Bobby +A	5	1	1	2	6	-2
19	F	BRESLIN Joey	5	1	3	4	6	+2
20	F	HANNON Luke	5	2	1	3	0	0
21	D	BENSON Tyler	4	0	1	1	4	+1
22	F	BELONGER Ryan	1	0	0	0	0	0
23	D	YOUNG Jordan +C	5	0	0	0	8	0
25	F	BREWSTER Samuel	5	0	1	1	6	+1
26	F	GREENBERG Jordan	5	0	0	0	4	-2
30	GK	COOPER Matt	5	0	0	0	10	

Head Coach: BALBONI Scott

Team: KOR

No	Name	GP	MIP	GA	SVS	SOG	SVS%	GAA
1	BAE Jangwoo	6	355:22	43	246	289	85.12	7.26
20	LEE Changmin	6	09:38	5	4	9	44.44	31.14


Team: KOR (white)

No	Pos	Name	GP	G	A	PTS	PIM	+/-
1	GK	BAE Jangwoo	6	0	0	0	0	
2	F	BAN Hansoo	6	0	1	1	2	-10
3	F	LEE Dounggun	5	0	2	2	2	-3
4	F	LEE Sungjin +A	6	3	1	4	0	-4
6	D	LEE Seungwon	6	0	2	2	2	-7
7	D	YANG Sunghun	6	0	0	0	6	-11
8	F	CHO Hyeonkuk	6	0	0	0	0	-4
9	F	BYUNGGEUL Kang	2	0	0	0	0	-4
10	F	YOON Sangwon	6	1	3	4	2	-3
11	F	YU Shinchul	6	0	0	0	6	-11
12	F	HA Jaejun	6	2	0	2	4	-5
13	F	OH Seahn +C	6	2	0	2	12	-11
14	D	LEE Sungjun	5	0	0	0	0	-10
15	D	LEE Jaegyuu	6	0	0	0	6	-5
16	D	KIM Taegyum	6	0	1	1	2	-7
17	D	CHO Seokjun	6	0	0	0	14	-6
18	F	KANG Yoonseok	6	0	2	2	10	-13
19	F	JANG Hojun	6	0	0	0	0	-11
20	GK	LEE Changmin	6	0	0	0	0	
21	F	LIM Jinsoo	6	0	0	0	8	-12
22	D	HWANG Wootae +A	6	0	1	1	2	-5
23	D	HAN Geonhee	6	2	0	2	2	-9

Head Coach: KIM Heewoo

LEGEND

A Assists	D Defence	F Forward	G Goals
GA Goals against	GAA Goals against as average per 60 minutes	GK Goalkeeper	GP Games played
MIP Minutes and seconds played	No Jersey number	PIM Penalties in minutes	Pos Position
PTS Points	SOG Shots on goal	SVS Saves	SVS% Saves in percentage
+/- Plus/minus net	+A Assistant captain	+C Captain	

Timing and Results provided by  TISSOT



Line-ups

USA - KOR

Referee(s)

FIGUILLEM PEREZ de ROZAS Marc (ESP)

Linesmen

LIU Ren (CHN) , van GRINSVEN Chris (BEL)

Goalkeepers

Team: USA

No Name

30 COOPER Matt
1 OLEN Joseph

Team Line-ups

Team: USA (blue)

No Pos Name

4 D McGOVERN Edward
7 D SCHMIDT Connor
10 F BALENT Bill
12 F HARRIS Michael +A
15 F MURPHY Sean

8 D ZERN Nicholas
23 D YOUNG Jordan +C
9 F JOHNSON Bryce
16 F OLEN John
26 F GREENBERG Jordan

5 D SOLORZANO Emmanuel
19 F BRESLIN Joey
20 F HANNON Luke
25 F BREWSTER Samuel
11 F KASCSAK John-Paul

Head Coach: BALBONI Scott

NOT DRESSED:

14 D JOSEPH Chris
17 F BURKEMPER Chris
18 F BODETTE Bobby +A
21 D BENSON Tyler
22 F BELONGER Ryan

Team: KOR

No Name

1 BAE Jangwon
20 LEE Changmin

Team: KOR (white)

No Pos Name

6 D LEE Seungwon
23 D HAN Geonhee
11 F YU Shinchul
13 F OH Seahn +C
18 F KANG Yoonseok

16 D KIM Taegyum
17 D CHO Seokjun
4 F LEE Sungjin +A
8 F CHO Hyeonkuk
10 F YOON Sangwon

15 D LEE Jaegy
22 D HWANG Wootae +A
2 F BAN Hansoo
12 F HA Jaejun
19 F JANG Hojun
7 D YANG Sunghun
21 F LIM Jinsoo

Head Coach: KIM Heewoo

NOT DRESSED:

3 F LEE Dounggun
9 F BYUNGGEUL Kang
14 D LEE Sungjun

LEGEND

D	Defence	F	Forward	No	Jersey number	Pos	Position
+A	Assistant captain	+C	Captain				



Graphical Line-ups

USA - KOR

Referee(s)

PIGUILLEM PEREZ de ROZAS Marc (ESP)

Linesmen

LIU Ren (CHN) , van GRINSVEN Chris (BEL)

Team: USA - United States of America (blue)

Head Coach: BALBONI Scott

S1 30 COOPER Matt		
1 OLEN Joseph		
4 McGOVERN Edward	7 SCHMIDT Connor	
12 HARRIS Michael +A	S3 10 BALENT Bill	15 MURPHY Sean
S2 8 ZERN Nicholas		23 YOUNG Jordan +C
S5 16 OLEN John	9 JOHNSON Bryce	S6 26 GREENBERG Jordan
5 SOLORZANO Emmanuel		
20 HANNON Luke	19 BRESLIN Joey	25 BREWSTER Samuel
	S4 11 KASCSAK John-Paul	

Team: KOR - Republic of Korea (white)

Head Coach: KIM Heewoo

S1 1 BAE Jangwoo		
20 LEE Changmin		
S3 23 HAN Geonhee	S2 6 LEE Seungwon	
S6 18 KANG Yoonseok	S5 13 OH Seahn +C	S4 11 YU Shinchul
17 CHO Seokjun		16 KIM Taegyum
4 LEE Sungjin +A	10 YOON Sangwon	8 CHO Hyeonkuk
22 HWANG Wootae +A		15 LEE Jaegyung
2 BAN Hansoo	12 HA Jaejun	19 JANG Hojun
7 YANG Sunghun		
21 LIM Jinsoo		

LEGEND

Sn Starting position

+A Assistant captain

+C Captain

Timing and Results provided by **TISSOT**



Game Summary

REVISED
13 FEB 19:17

USA - KOR 8 - 3 (1 - 1, 4 - 0, 3 - 2)

Spectators	Referee(s)	Linesmen
	PIGUILLEM PEREZ de ROZAS Marc (ESP)	LIU Ren (CHN) , van GRINSVEN Chris (BEL)

Team Statistics

Period	Score	SVS	SOG	PIM	TPP	PPG	SHG
1	1 : 1	7 : 6	7 : 8	6 : 0	00:00 : 06:00	0 : 0	0 : 0
2	4 : 0	8 : 21	25 : 8	0 : 2	01:24 : 00:00	1 : 0	0 : 0
3	3 : 2	6 : 11	14 : 8	0 : 4	02:19 : 00:00	0 : 0	0 : 0
Total	8 : 3	21 : 38	46 : 24	6 : 6	03:43 : 06:00	1 : 0	0 : 0

1st Period

Action	Time	ET/Res	Team	Type	No	Name	(G)	Name of Assistant(s) / Action Description
GK	00:00		USA		30	COOPER M		- Goalkeeper in
GK	00:00		KOR		1	BAE J		- Goalkeeper in
Goal	02:38	0 : 1	KOR	EQ	8	CHO H	(1)	10 YOON S On Ice USA 30 4 8 9 11 26 KOR 1 4 8 10 16 17
Penalty	04:50	06:50	USA	2 min.	4	McGOVERN E		- Cross-Checking
Goal	08:56	1 : 1	USA	EQ	19	BRESLIN J	(2)	20 HANNON L 4 McGOVERN E On Ice USA 30 4 7 19 20 25 KOR 1 2 4 16 17 21
Penalty	12:55	14:55	USA	2 min.	16	OLEN J		- Boarding
Penalty	15:20	17:20	USA	2 min.	20	HANNON L		- Delaying the Game

2nd Period

Action	Time	ET/Res	Team	Type	No	Name	(G)	Name of Assistant(s) / Action Description
Penalty	21:21	22:45	KOR	2 min.	22	HWANG W		- Holding an opponent
Goal	22:45	2 : 1	USA	PP1	8	ZERN N	(2)	9 JOHNSON B 11 KASCASAK J On Ice USA 30 8 9 11 16 23 KOR 1 6 13 18 23 *
Goal	26:16	3 : 1	USA	EQ	5	SOLORZANO E	(1)	19 BRESLIN J 20 HANNON L On Ice USA 30 5 8 11 19 20 KOR 1 2 12 19 22 23
Goal	34:44	4 : 1	USA	EQ	19	BRESLIN J	(3)	7 SCHMIDT C 20 HANNON L On Ice USA 30 7 19 20 23 25 KOR 1 2 12 15 19 22
Goal	35:16	5 : 1	USA	EQ	16	OLEN J	(1)	9 JOHNSON B 25 BREWSTER S On Ice USA 30 4 9 16 23 25 KOR 1 6 11 13 18 22

3rd Period

Action	Time	ET/Res	Team	Type	No	Name	(G)	Name of Assistant(s) / Action Description
Goal	44:07	6 : 1	USA	EQ	25	BREWSTER S	(1)	20 HANNON L 19 BRESLIN J On Ice USA 30 8 19 20 23 25 KOR 1 2 7 12 15 21
Goal	47:29	6 : 2	KOR	EQ	18	KANG Y	(1)	13 OH S On Ice USA 30 4 7 16 19 26 KOR 1 6 11 13 18 23
Goal	50:57	7 : 2	USA	EQ	11	KASCASAK J	(1)	7 SCHMIDT C 8 ZERN N On Ice USA 30 7 8 11 16 19 KOR 1 2 4 15 16 17
Goal	53:58	8 : 2	USA	EQ	25	BREWSTER S	(2)	7 SCHMIDT C 8 ZERN N On Ice USA 30 7 8 19 20 25 KOR 1 6 11 13 21 23
Goal	54:39	8 : 3	KOR	EQ	18	KANG Y	(2)	13 OH S On Ice USA 30 8 9 11 23 26 KOR 1 10 11 16 17 18
Penalty	54:56	56:56	KOR	2 min.	17	CHO S		- Holding an opponent
Penalty	59:41	60:00	KOR	2 min.	19	JANG H		- Slashing
GK	60:00		USA					30 COOPER M - Goalkeeper out
GK	60:00		KOR					1 BAE J - Goalkeeper out



Goalkeeper Records

Team : USA - United States of America

Team : KOR - Republic of Korea

No	Name	SOG	SVS	MIP
30	COOPER Matt	24	21	60:00
1	OLEN Joseph			

No	Name	SOG	SVS	MIP
1	BAE Jangwoo	46	38	60:00
20	LEE Changmin			

Game Statistics

Team : USA (blue)

Head Coach : BALBONI Scott

No	Pos	Name	G	A	P	PIM	FO+	FO-	FO+/-	FO%	Shots on Goal					+/-
											1	2	3	OT	TS	
4	D	McGOVERN Edward	0	1	1	2	0	0	0	0.00	0	0	0		0	0
7	D	SCHMIDT Connor	0	3	3	0	0	0	0	0.00	2	1	2		5	+3
10	F	BALENT Bill	0	0	0	0	16	6	10	72.73	0	1	0		1	0
12	F	HARRIS Michael +A	0	0	0	0	2	1	1	66.67	0	1	1		2	0
15	F	MURPHY Sean	0	0	0	0	1	0	1	100.00	0	3	0		3	0
8	D	ZERN Nicholas	1	2	3	0	0	0	0	0.00	0	3	1		4	+2
9	F	JOHNSON Bryce	0	2	2	0	12	7	5	63.16	1	2	1		4	-1
16	F	OLEN John	1	0	1	2	1	0	1	100.00	0	1	0		1	+1
23	D	YOUNG Jordan +C	0	0	0	0	0	0	0	0.00	0	1	0		1	+2
26	F	GREENBERG Jordan	0	0	0	0	0	0	0	0.00	0	1	3		4	-3
5	D	SOLORZANO Emmanuel	1	0	1	0	0	0	0	0.00	1	2	1		4	+1
19	F	BRESLIN Joey	2	2	4	0	14	7	7	66.67	2	2	0		4	+5
20	F	HANNON Luke	0	4	4	2	0	0	0	0.00	0	2	0		2	+5
25	F	BREWSTER Samuel	2	1	3	0	0	1	-1	0.00	0	3	2		5	+5
11	F	KASCSAK John-Paul	1	1	2	0	0	0	0	0.00	1	2	3		6	0
1	GK	OLEN Joseph	0	0	0	0					0	0	0		0	
30	GK	COOPER Matt	0	0	0	0					0	0	0		0	
Total			8	16	24	6	46	22	24	67.65	7	25	14		46	

Team : KOR (white)

Head Coach : KIM Heewoo


No	Pos	Name	G	A	P	PIM	FO+	FO-	FO+/-	FO%	Shots on Goal					+/-
											1	2	3	OT	TS	
6	D	LEE Seungwon	0	0	0	0	1	0	1	100.00	1	0	0		1	-1
11	F	YU Shinchul	0	0	0	0	0	1	-1	0.00	0	0	0		0	0
13	F	OH Seahn +C	0	2	2	0	8	12	-4	40.00	1	1	1		3	-1
18	F	KANG Yoonseok	2	0	2	0	0	0	0	0.00	0	1	3		4	+1
23	D	HAN Geonhee	0	0	0	0	0	0	0	0.00	3	0	0		3	-1
4	F	LEE Sungjin +A	0	0	0	0	8	11	-3	42.11	0	0	0		0	-1
8	F	CHO Hyeonkuk	1	0	1	0	0	1	-1	0.00	1	0	1		2	+1
10	F	YOON Sangwon	0	1	1	0	1	0	1	100.00	0	0	2		2	+2
16	D	KIM Taegyum	0	0	0	0	0	0	0	0.00	0	1	0		1	0
17	D	CHO Seokjun	0	0	0	2	1	0	1	100.00	0	1	0		1	0
2	F	BAN Hansoo	0	0	0	0	0	3	-3	0.00	0	0	0		0	-5
12	F	HA Jaejun	0	0	0	0	3	14	-11	17.65	1	3	0		4	-3
15	D	LEE Jaegyung	0	0	0	0	0	0	0	0.00	0	0	0		0	-3
19	F	JANG Hojun	0	0	0	2	0	3	-3	0.00	1	1	0		2	-2
22	D	HWANG Wootae +A	0	0	0	2	0	0	0	0.00	0	0	0		0	-3
7	D	YANG Sunghun	0	0	0	0	0	0	0	0.00	0	0	0		0	-1
21	F	LIM Jinsoo	0	0	0	0	0	1	-1	0.00	0	0	1		1	-3
1	GK	BAE Jangwoo	0	0	0	0					0	0	0		0	
20	GK	LEE Changmin	0	0	0	0					0	0	0		0	
Total			3	3	6	6	22	46	-24	32.35	8	8	8		24	



LEGEND

(G)	Goals in tournament	*	does not count for Plus/minus	+/-	Plus/minus net	+A	Assistant captain
+C	Captain	A	Assists	D	Defence	EQ	Equal strength
ET/Res	Penalty end time/Result of game	F	Forward	FO-	Face-offs lost	FO%	Face-offs won as percentage
FO+	Face-offs won	FO+/-	Face-offs net	G	Goals	GK	Goalkeeper
MIP	Minutes in play (GK)	No	Jersey number	OT	Overtime	P	Points
PIM	Penalties in minutes	Pos	Position	PP1	Power play - 1 player	PPG	Power play goals
SHG	Shorthanded goals	SOG	Shots on goal	SVS	Saves	TPP	Time on power play
TS	Total shots						

Changed of scorer and assists for goal #3 #4 #7 #8 of USA

Timing and Results provided by  **TISSOT**



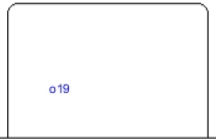
Shot Chart

REVISED
13 FEB 19:19

USA - KOR

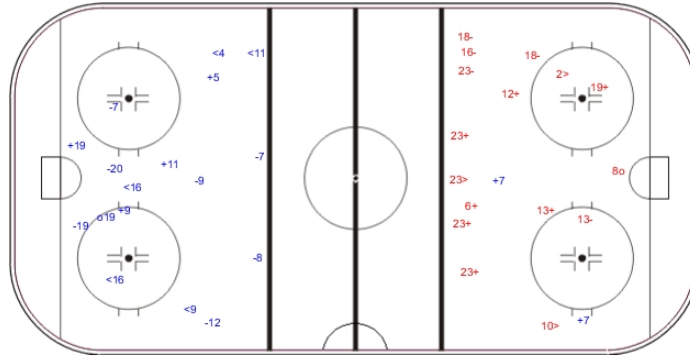
Shots by USA

Goals (o): 1 SSG (+): 6
SSP (-): 5 SPG (-): 7



GK 1 of KOR

KOR → Period: 1 ← USA



Shots by KOR

Goals (o): 1 SSG (+): 7
SSP (>): 3 SPG (-): 5



GK 30 of USA

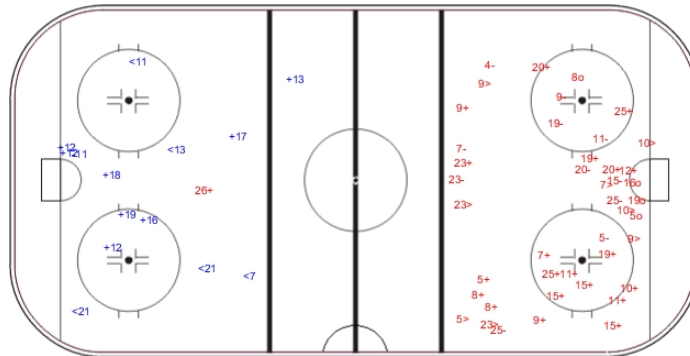
Shots by KOR

Goals (o): 0 SSG (+): 8
SSP (-): 5 SPG (-): 1



GK 30 of USA

USA → Period: 2 ← KOR



Shots by USA

Goals (o): 4 SSG (+): 21
SSP (>): 8 SPG (-): 11



GK 1 of KOR

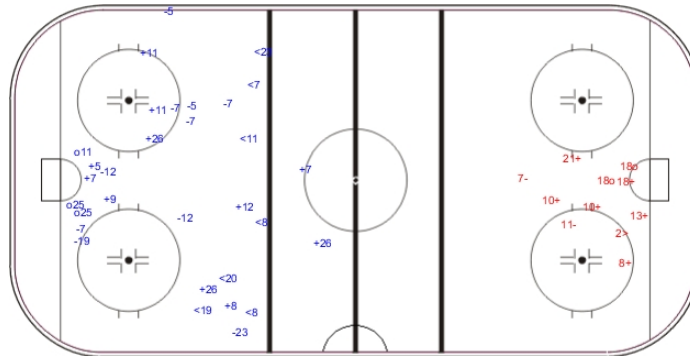
Shots by USA

Goals (o): 3 SSG (+): 11
SSP (-): 7 SPG (-): 10



GK 1 of KOR

KOR → Period: 3 ← USA



Shots by KOR

Goals (o): 2 SSG (+): 6
SSP (>): 1 SPG (-): 2



GK 30 of USA

LEGEND

GK Goalkeeper SPG Shots past goal SSG Shots saved by goalkeeper SSP Shots saved by player

Changed of scorer for goal #4 of USA

Timing and Results provided by TISSOT



Face-off Chart

USA - KOR

PERIOD 1

	USA		KOR		USA		KOR				
	Def. zone	Att. zone	Neutral zone		Att. zone	Def. zone					
	- 19	+ 4	+ 10	- 13	+ 9	- 4					
	- 19	+ 4	+ 19	- 12	- 9	+ 13					
	+ 10	- 11	- 10	+ 12	+ 9	- 13					
	- 19	+ 4	+ 10	- 12							
	- 25	+ 6	+ 9	- 19							
	+ 16	- 4	- 9	+ 4							
	- 10	+ 13	+ 10	- 13							
	- 10	+ 13									
	+ 12	- 13									
	+ 10	- 4									
	- 9	+ 4									
	+ 19	- 19									
Total wins / period	5 / 42%	7 / 58%	5 / 71%	2 / 29%	2 / 67%	1 / 33%			Total wins all zones		
								USA	KOR		
								12 / 55%	10 / 45%		

PERIOD 2

	USA		KOR		USA		KOR				
	Def. zone	Att. zone	Neutral zone		Att. zone	Def. zone					
	- 9	+ 4	- 9	+ 4	+ 19	- 12					
	- 10	+ 13	+ 9	- 13	+ 10	- 12					
	+ 9	- 19	+ 19	- 4	+ 10	- 12					
	- 19	+ 13	+ 19	- 4	+ 9	- 13					
			- 19	+ 17	+ 9	- 21					
			+ 19	- 13	- 10	+ 13					
			+ 19	- 4	+ 19	- 2					
			+ 9	- 13	+ 19	- 2					
			+ 10	- 13	- 9	+ 13					
			+ 10	- 4	- 12	+ 10					
					+ 19	- 12					
					+ 19	- 12					
					+ 10	- 12					
					+ 10	- 8					
					+ 10	- 12					
Total wins / period	1 / 25%	3 / 75%	8 / 80%	2 / 20%	12 / 80%	3 / 20%			Total wins all zones		
								USA	KOR		
								21 / 72%	8 / 28%		

PERIOD 3



	USA		KOR		USA		KOR		USA		KOR			
	Def. zone	Att. zone	Neutral zone		Att. zone	Def. zone	Neutral zone		Att. zone	Def. zone	Neutral zone			
	+ 10	- 2	- 10	+ 13	- 19	+ 4	- 10	+ 13	- 19	+ 4	- 10	+ 13	Total wins all zones	
	+ 19	- 4	+ 9	- 12	- 19	+ 12	+ 9	- 12	- 19	+ 12	+ 9	- 12		
	+ 10	- 4	+ 9	- 13	+ 19	- 13	+ 9	- 13	+ 19	- 13	+ 9	- 13		
	+ 10	- 12	+ 19	- 12	+ 12	- 12	+ 19	- 12	+ 12	- 12	+ 19	- 12		
	+ 15	- 4	+ 9	- 13	+ 9	- 12	+ 9	- 13	+ 9	- 12	+ 9	- 12		
			+ 10	- 4			+ 10	- 4			+ 10	- 4		
			- 9	+ 12			- 9	+ 12			- 9	+ 12		
Total wins / period	5 / 100%	0 / 0%	5 / 71%	2 / 29%	3 / 60%	2 / 40%	5 / 71%	2 / 29%	3 / 60%	2 / 40%	5 / 71%	2 / 29%	USA	KOR
													13 / 76%	4 / 24%

TOTAL

	USA		KOR		USA		KOR		USA		KOR			
	Def. zone	Att. zone	Neutral zone		Att. zone	Def. zone	Neutral zone		Att. zone	Def. zone	Neutral zone			
Total wins / game	11 / 52%	10 / 48%	18 / 75%	6 / 25%	17 / 74%	6 / 26%	18 / 75%	6 / 25%	17 / 74%	6 / 26%	18 / 75%	6 / 25%	USA	KOR
													46 / 68%	22 / 32%



HEAD TO HEAD

	KOR											Tot	wins USA	Dz	Nz	Az	
	No.	2	4	6	8	10	11	12	13	17	19						21
USA	9		1 - 4					2 - 1	6 - 2		2 - 0	1 - 0	19	12 63%	1 33%	6 67%	5 71%
	10	1 - 0	4 - 0		1 - 0		1 - 0	6 - 1	3 - 5				22	16 73%	5 63%	6 75%	5 83%
	12					0 - 1		1 - 0	1 - 0				3	2 67%	1 100%		1 50%
	15		1 - 0										1	1 100%	1 100%		
	16		1 - 0										1	1 100%	1 100%		
	19	2 - 0	4 - 4					5 - 1	2 - 1	0 - 1	1 - 0		21	14 67%	2 33%	6 86%	6 75%
	25			0 - 1									1	0 0%	0 0%		
Tot	3	19	1	1	1	1	17	20	1	3	1	68	46 68%	11 52%	18 75%	17 74%	
wins KOR	0 0%	8 42%	1 100%	0 0%	1 100%	0 0%	3 18%	8 40%	1 100%	0 0%	0 0%	22 32%					
Dz	0 0%	1 50%		0 0%	1 100%		1 10%	3 50%			0 0%	6 26%					
Nz		2 29%					2 33%	1 11%	1 100%	0 0%		6 25%					
Az	0 0%	5 50%	1 100%			0 0%	0 0%	4 80%		0 0%		10 48%					

LEGEND

Az Attacking zone **Dz** Defending zone **Nz** Neutral zone **Tot** Total face-offs played

Timing and Results provided by **TISSOT**



Game Roster

SVK - USA

Referee(s)

OSKIRKO Iurii (RUS)

Linesmen

AMBROSETTI Flavio (SUI) , LIU Ren (CHN)

Goalkeepers

Team: SVK

No	Name	GP	MIP	GA	SVS	SOG	SVS%	GAA
1	HALO Juraj	4	180:00	10	77	87	88.51	3.33
2	ZIAK Jan	4	60:00	6	43	49	87.76	6.00

Team Roster

Team: SVK (blue)

No	Pos	Name	GP	G	A	PTS	PIM	+/-
1	GK	HALO Juraj	4	0	0	0	0	
2	GK	ZIAK Jan	4	0	0	0	0	
6	F	UHNAK Martin	4	3	3	6	6	+2
9	D	KOPECKY Peter	4	0	3	3	2	+5
10	F	HUS Roman	4	0	0	0	2	0
11	F	KETNER Nicolas	4	2	1	3	2	0
12	D	PALOVIC Patrik	4	0	1	1	6	+1
13	D	RUSINA Tomas +A	4	1	2	3	2	+4
14	F	BACA Kristian	4	1	0	1	2	+1
15	F	TRENCAN Matus	4	1	2	3	4	+1
16	F	ZLOCHA Jan +A	4	2	1	3	2	+2
17	F	PIACKA Edmund +C	4	2	3	5	6	+3
18	D	SUCHARDA Andrej	4	0	1	1	2	+1
19	F	GAPA Peter	4	3	2	5	4	+2
20	F	MIHALIK Denis	4	2	3	5	4	+3
22	F	PARDAVY Jan	4	1	2	3	2	0
23	F	MARUSIAK Marek	4	0	3	3	0	-1
25	F	KENTOS Jozef	3	0	0	0	2	+1
26	D	SZABO Patrik	4	0	2	2	0	+1
27	D	LUNTER Peter	4	2	1	3	2	+4
28	F	BUDIAK Matus	4	1	0	1	0	-1
29	D	NOCIAR Denis	4	0	0	0	0	0

Head Coach: VYBOH Andrej

Team: USA

No	Name	GP	MIP	GA	SVS	SOG	SVS%	GAA
1	OLEN Joseph	4	00:00	0	0	0	0.00	0.00
30	COOPER Matt	4	242:51	10	112	122	91.80	2.47

Team: USA (white)

No	Pos	Name	GP	G	A	PTS	PIM	+/-
1	GK	OLEN Joseph	4	0	0	0	0	
4	D	McGOVERN Edward	4	1	1	2	0	-1
5	D	SOLORZANO Emmanuel	4	0	0	0	2	-1
7	D	SCHMIDT Connor	4	1	2	3	16	0
8	D	ZERN Nicholas	4	1	0	1	2	0
9	F	JOHNSON Bryce	4	1	1	2	4	-1
10	F	BALENT Bill	4	2	1	3	0	0
11	F	KASCSAK John-Paul	4	0	1	1	14	+1
12	F	HARRIS Michael +A	4	0	0	0	4	-1
14	D	JOSEPH Chris	4	1	0	1	6	-1
15	F	MURPHY Sean	4	0	0	0	2	-1
16	F	OLEN John	4	0	1	1	4	-2
17	F	BURKEMPER Chris	4	0	1	1	2	-1
18	F	BODETTE Bobby +A	4	1	0	1	4	0
19	F	BRESLIN Joey	4	0	2	2	4	+1
20	F	HANNON Luke	4	1	1	2	0	+1
21	D	BENSON Tyler	4	0	1	1	4	+1
22	F	BELONGER Ryan	1	0	0	0	0	0
23	D	YOUNG Jordan +C	4	0	0	0	6	+1
25	F	BREWSTER Samuel	4	0	1	1	4	0
26	F	GREENBERG Jordan	4	0	0	0	2	-2
30	GK	COOPER Matt	4	0	0	0	10	

Head Coach: BALBONI Scott

LEGEND

A Assists	D Defence	F Forward	G Goals
GA Goals against	GAA Goals against as average per 60 minutes	GK Goalkeeper	GP Games played
MIP Minutes and seconds played	No Jersey number	PIM Penalties in minutes	Pos Position
PTS Points	SOG Shots on goal	SVS Saves	SVS% Saves in percentage
+/- Plus/minus net	+A Assistant captain	+C Captain	

Timing and Results provided by **TISSOT**



Line-ups

SVK - USA

Referee(s)

OSKIRKO Iurii (RUS)

Linesmen

AMBROSETTI Flavio (SUI) , LIU Ren (CHN)

Goalkeepers

Team: SVK

No Name

- 1 HALO Juraj
- 2 ZIAK Jan

Team Line-ups

Team: SVK (blue)

No Pos Name

27	D	LUNTER Peter
6	F	UHNAK Martin
11	F	KETNER Nicolas
17	F	PIACKA Edmund +C
20	F	MIHALIK Denis
9	D	KOPECKY Peter
13	D	RUSINA Tomas +A
19	F	GAPA Peter
25	F	KENTOS Jozef
28	F	BUDIAK Matus
12	D	PALOVIC Patrik
29	D	NOCIAR Denis
10	F	HUS Roman
15	F	TRENCAN Matus
23	F	MARUSIAK Marek
18	D	SUCHARDA Andrej
26	D	SZABO Patrik
14	F	BACA Kristian
16	F	ZLOCHA Jan +A

Head Coach: VYBOH Andrej

NOT DRESSED:

- 22 F PARDAVY Jan

Team: USA

No Name

- 1 OLEN Joseph
- 30 COOPER Matt

Team: USA (white)

No Pos Name

4	D	McGOVERN Edward
7	D	SCHMIDT Connor
12	F	HARRIS Michael +A
15	F	MURPHY Sean
18	F	BODETTE Bobby +A
8	D	ZERN Nicholas
23	D	YOUNG Jordan +C
9	F	JOHNSON Bryce
16	F	OLEN John
26	F	GREENBERG Jordan
5	D	SOLORZANO Emmanuel
14	D	JOSEPH Chris
10	F	BALENT Bill
17	F	BURKEMPER Chris
25	F	BREWSTER Samuel
11	F	KASCSEK John-Paul
19	F	BRESLIN Joey
20	F	HANNON Luke

Head Coach: BALBONI Scott

NOT DRESSED:

- 21 D BENSON Tyler
- 22 F BELONGER Ryan

LEGEND

D	Defence	F	Forward	No	Jersey number	Pos	Position
+A	Assistant captain	+C	Captain				



Graphical Line-ups

SVK - USA

Referee(s)

OSKIRKO Iurii (RUS)

Linesmen

AMBROSETTI Flavio (SUI) , LIU Ren (CHN)

Team: SVK - Slovakia (blue)

Head Coach: VYBOH Andrej

S1 1 HALO Juraj		
2 ZIAK Jan		
S2 11 KETNER Nicolas	S3 27 LUNTER Peter	
S5 17 PIACKA Edmund +C	S6 20 MIHALIK Denis	S4 6 UHNAK Martin
13 RUSINA Tomas +A		9 KOPECKY Peter
28 BUDIAK Matus	25 KENTOS Jozef	19 GAPA Peter
29 NOCIAR Denis		12 PALOVIC Patrik
10 HUS Roman	23 MARUSIAK Marek	15 TRENCAN Matus
14 BACA Kristian		18 SUCHARDA Andrej
	26 SZABO Patrik	16 ZLOCHA Jan +A

Team: USA - United States of America (white)

Head Coach: BALBONI Scott

S1 1 OLEN Joseph		
30 COOPER Matt		
4 McGOVERN Edward		7 SCHMIDT Connor
12 HARRIS Michael +A	15 MURPHY Sean	18 BODETTE Bobby +A
S2 8 ZERN Nicholas	S3 23 YOUNG Jordan +C	
16 OLEN John	9 JOHNSON Bryce	26 GREENBERG Jordan
14 JOSEPH Chris		5 SOLORZANO Emmanuel
S5 17 BURKEMPER Chris	S4 10 BALENT Bill	S6 25 BREWSTER Samuel
20 HANNON Luke	19 BRESLIN Joey	11 KASCSAK John-Paul

LEGEND

Sn Starting position

+A Assistant captain

+C Captain

Timing and Results provided by **TISSOT**



Game Summary

REVISED
12 FEB 20:07

SVK - USA 5 - 4 (4 - 1, 0 - 2, 0 - 1, 0 - 0, 1 - 0)

Spectators	Referee(s)	Linesmen
375	OSKIRKO Iurii (RUS)	AMBROSETTI Flavio (SUI) , LIU Ren (CHN)

Team Statistics

Period	Score	SVS	SOG	PIM	TPP	PPG	SHG
1	4 : 1	16 : 10	14 : 17	4 : 2	02:00 : 02:35	0 : 1	0 : 0
2	0 : 2	15 : 10	10 : 17	8 : 14	06:55 : 01:08	0 : 0	0 : 1
3	0 : 1	19 : 9	9 : 20	4 : 0	00:13 : 04:00	0 : 0	0 : 0
OT	0 : 0	2 : 4	4 : 2	0 : 0	00:00 : 00:00	0 : 0	0 : 0
GWS	1 : 0	0 : 0	1 : 0	0 : 0	00:00 : 00:00	0 : 0	0 : 0
Total	5 : 4	52 : 33	38 : 56	16 : 16	09:08 : 07:43	0 : 1	0 : 1

1st Period

Action	Time	ET/Res	Team	Type	No	Name	(G)	Name of Assistant(s) / Action Description
GK	00:00		SVK		1	HALO J		- Goalkeeper in
GK	00:00		USA		1	OLEN J		- Goalkeeper in
Goal	01:02	1 : 0	SVK	EQ	13	RUSINA T	(2)	19 GAPA P On Ice SVK 1 9 13 19 25 28 USA 1 5 12 14 15 18
Goal	01:31	2 : 0	SVK	EQ	10	HUS R	(1)	23 MARUSIAK M On Ice SVK 1 10 12 15 23 29 USA 1 5 12 14 15 18
Penalty	10:59	12:59	USA	2 min.	26	GREENBERG J		- Slashing
Goal	14:17	3 : 0	SVK	EQ	13	RUSINA T	(3)	26 SZABO P 14 BACA K On Ice SVK 1 13 14 16 18 26 USA 1 4 9 10 11 20
Penalty	16:19	16:54	SVK	2 min.	29	NOCIAR D		- Tripping
Goal	16:54	3 : 1	USA	PP1	19	BRESLIN J	(1)	18 BODETTE B 7 SCHMIDT C On Ice SVK 1 6 11 12 27 USA 1 4 7 15 18 19 *
Penalty	17:19	19:19	SVK	2 min.	1	HALO J		- Tripping / Served by: 10 HUS R
Goal	19:42	4 : 1	SVK	EQ	17	PIACKA E	(3)	10 HUS R 25 KENTOS J On Ice SVK 1 9 10 13 17 25 USA 1 5 14 16 20 23
GK	20:00		USA					1 OLEN J - Goalkeeper out

2nd Period

Action	Time	ET/Res	Team	Type	No	Name	(G)	Name of Assistant(s) / Action Description
GK	20:00		USA		30	COOPER M		- Goalkeeper in
Penalty	22:27	24:27	USA	2 min.	19	BRESLIN J		- Hooking
Penalty	23:33	25:33	SVK	2 min.	10	HUS R		- Slashing
Penalty	23:33	25:33	USA	2 min.	25	BREWSTER S		- Unsportsmanlike Conduct
Goal	24:58	4 : 2	USA	EQ	20	HANNON L	(2)	15 MURPHY S 7 SCHMIDT C On Ice SVK 1 6 9 19 25 27 USA 30 4 7 10 15 20
Penalty	26:06	28:06	SVK	2 min.	13	RUSINA T		- Roughing
Penalty	27:14	29:14	USA	2 min.	8	ZERN N		- Tripping
Penalty	29:36	31:36	USA	2 min.	23	YOUNG J		- High Sticking
Penalty	30:50	32:50	SVK	2 min.	17	PIACKA E		- Interference
Penalty	31:18	33:18	USA	2 min.	7	SCHMIDT C		- Cross-Checking
Goal	33:13	4 : 3	USA	SH1	14	JOSEPH C	(2)	17 BURKEMPER C 19 BRESLIN J On Ice SVK 1 9 17 19 25 27 USA 30 4 14 17 19
Penalty	37:12	39:12	USA	2 min.	8	ZERN N		- Roughing
Penalty	37:12	39:12	SVK	2 min.	9	KOPECKY P		- Roughing
Penalty	38:13	40:13	USA	2 min.	18	BODETTE B		- Slashing

3rd Period

Action	Time	ET/Res	Team	Type	No	Name	(G)	Name of Assistant(s) / Action Description
Penalty	41:25	43:25	SVK	2 min.	15	TRENCAN M		- Cross-Checking
Penalty	45:58	47:58	SVK	2 min.	9	KOPECKY P		- Holding an opponent
GK	58:12		USA					30 COOPER M - Goalkeeper out

Timing and Results provided by **TISSOT**



Action	Time	ET/Res	Team	Type	No	Name	(G)	Name of Assistant(s) / Action Description
Time-out	58:39		USA					
Goal	59:55	4 : 4	USA	EQ EA	15	MURPHY S	(1)	12 HARRIS M On Ice SVK 1 6 11 12 17 27 USA 8 9 12 15 17 25
GK	59:55		USA		30	COOPER M		- Goalkeeper in

Overtime

No game actions in this period

Action	Time	ET/Res	Team	Type	No	Name	(G)	Name of Assistant(s) / Action Description
GK	65:00		SVK					1 HALO J - Goalkeeper out
GK	65:00		USA					30 COOPER M - Goalkeeper out

Game Winning Shots

Action	Time	Result	Team	No	Name	(G)	Action Description
		0 : 0	SVK	6	UHNAK M		- Saved by goalie 30 COOPER M (USA) - on goal
		0 : 0	USA	9	JOHNSON B		- Saved by goalie 1 HALO J (SVK) - on goal
		1 : 0	SVK	19	GAPA P		- Scored 30 COOPER M (USA) - on goal
		0 : 0	USA	7	SCHMIDT C		- Saved by goalie 1 HALO J (SVK) - on goal
		0 : 0	SVK	27	LUNTER P		- Missed (left) 30 COOPER M (USA) - on goal
		0 : 0	USA	20	HANNON L		- Missed (right) 1 HALO J (SVK) - on goal
GWG	65:00	1 : 0	SVK	19	GAPA P	(4)	

Goalkeeper Records

Team : SVK - Slovakia

No	Name	SOG	SVS	MIP
1	HALO Juraj	56	52	65:00
2	ZIAK Jan			

Team : USA - United States of America

No	Name	SOG	SVS	MIP
30	COOPER Matt	24	23	43:17
1	OLEN Joseph	14	10	20:00

Game Statistics

Team : SVK (blue)


Head Coach : VYBOH Andrej

No	Pos	Name	G	A	P	PIM	FO+	FO-	FO+/-	FO%	Shots on Goal					+/-
											1	2	3	OT	TS	
6	F	UHNAK Martin	0	0	0	0	0	3	-3	0.00	1	0	0	0	1	-2
11	F	KETNER Nicolas	0	0	0	0	0	0	0	0.00	1	2	2	1	6	-1
17	F	PIACKA Edmund +C	1	0	1	2	1	4	-3	20.00	1	0	3	1	5	-1
20	F	MIHALIK Denis	0	0	0	0	11	20	-9	35.48	1	1	0	0	2	0
27	D	LUNTER Peter	0	0	0	0	0	0	0	0.00	0	1	1	0	2	-3
9	D	KOPECKY Peter	0	0	0	4	0	0	0	0.00	0	1	0	0	1	0
13	D	RUSINA Tomas +A	2	0	2	2	0	0	0	0.00	2	2	0	0	4	+3
19	F	GAPA Peter	1	1	2	0	1	0	1	100.00	1	0	1	1	3	-1
25	F	KENTOS Jozef	0	1	1	0	5	10	-5	33.33	0	0	0	0	0	0
28	F	BUDIAK Matus	0	0	0	0	2	0	2	100.00	1	2	0	0	3	+1
10	F	HUS Roman	1	1	2	2	0	1	-1	0.00	2	0	0	1	3	+2
12	D	PALOVIC Patrik	0	0	0	0	0	0	0	0.00	1	0	1	0	2	0
15	F	TRENCAN Matus	0	0	0	2	0	1	-1	0.00	0	1	1	1	3	+1
23	F	MARUSIAK Marek	0	1	1	0	11	8	3	57.89	1	0	0	0	1	+1
29	D	NOCIAR Denis	0	0	0	2	0	0	0	0.00	0	0	0	0	0	+1
14	F	BACA Kristian	0	1	1	0	0	0	0	0.00	1	0	0	0	1	+1
16	F	ZLOCHA Jan +A	0	0	0	0	2	1	1	66.67	0	0	0	0	0	+1
18	D	SUCHARDA Andrej	0	0	0	0	0	0	0	0.00	0	0	0	0	0	+1
26	D	SZABO Patrik	0	1	1	0	1	0	1	100.00	1	0	0	0	1	+1
1	GK	HALO Juraj	0	0	0	2					0	0	0	0	0	
2	GK	ZIAK Jan	0	0	0	0					0	0	0	0	0	
Total			5	6	11	16	34	48	-14	41.46	14	10	9	5	38	

Team : USA (white)

Head Coach : BALBONI Scott

No	Pos	Name	G	A	P	PIM	FO+	FO-	FO+/-	FO%	Shots on Goal					+/-
											1	2	3	OT	TS	
4	D	McGOVERN Edward	0	0	0	0	0	0	0	0.00	1	1	0	0	2	+1

Timing and Results provided by 



Head Coach : BALBONI Scott

No	Pos	Name	G	A	P	PIM	FO+	FO-	FO+/-	FO%	Shots on Goal					+/-
											1	2	3	OT	TS	
7	D	SCHMIDT Connor	0	2	2	2	0	0	0	0.00	2	2	2	1	7	+1
12	F	HARRIS Michael +A	0	1	1	0	3	1	2	75.00	1	1	4	0	6	-1
15	F	MURPHY Sean	1	1	2	0	5	6	-1	45.45	0	3	4	0	7	0
18	F	BODETTE Bobby +A	0	1	1	2	0	0	0	0.00	2	0	1	0	3	-2
8	D	ZERN Nicholas	0	0	0	4	0	0	0	0.00	0	0	1	0	1	+1
9	F	JOHNSON Bryce	0	0	0	0	18	5	13	78.26	3	0	3	1	7	0
16	F	OLEN John	0	0	0	0	5	1	4	83.33	0	2	2	0	4	-1
23	D	YOUNG Jordan +C	0	0	0	2	0	0	0	0.00	2	1	0	0	3	-1
26	F	GREENBERG Jordan	0	0	0	2	0	0	0	0.00	0	0	1	0	1	0
5	D	SOLORZANO Emmanuel	0	0	0	0	0	0	0	0.00	1	2	1	0	4	-3
10	F	BALENT Bill	0	0	0	0	8	14	-6	36.36	1	1	0	0	2	0
14	D	JOSEPH Chris	1	0	1	0	0	0	0	0.00	0	2	0	0	2	-2
17	F	BURKEMPER Chris	0	1	1	0	0	0	0	0.00	0	0	0	0	0	+2
25	F	BREWSTER Samuel	0	0	0	2	0	0	0	0.00	1	1	1	0	3	+1
11	F	KASCSAK John-Paul	0	0	0	0	0	0	0	0.00	1	0	0	0	1	-1
19	F	BRESLIN Joey	1	1	2	2	9	7	2	56.25	2	0	0	0	2	+1
20	F	HANNON Luke	1	0	1	0	0	0	0	0.00	0	1	0	0	1	-1
1	GK	OLEN Joseph	0	0	0	0					0	0	0	0	0	
30	GK	COOPER Matt	0	0	0	0					0	0	0	0	0	
Total			4	7	11	16	48	34	14	58.54	17	17	20	2	56	

LEGEND

(G) Goals in tournament	* does not count for Plus/minus	+/- Plus/minus net	+A Assistant captain
+C Captain	A Assists	D Defence	EA Extra attacker
EQ Equal strength	ET/Res Penalty end time/Result of game	F Forward	FO- Face-offs lost
FO% Face-offs won as percentage	FO+ Face-offs won	FO+/- Face-offs net	G Goals
GK Goalkeeper	GWG Game winning goal	GWS Game winning shots	MIP Minutes in play (GK)
No Jersey number	OT Overtime	P Points	PIM Penalties in minutes
Pos Position	PP1 Power play - 1 player	PPG Power play goals	SH1 Shorthanded - 1 player
SHG Shorthanded goals	SOG Shots on goal	SVS Saves	TPP Time on power play
TS Total shots			

Changed in scorer and assist for goal #1 #2 #3 of USA

Timing and Results provided by **TISSOT**



Shot Chart

REVISED
12 FEB 20:11

SVK - USA

Shots by SVK

Goals (o): 4 SSG (+): 10
SSP (-): 3 SPG (-): 0



GK 1 of USA

Shots by USA

Goals (o): 2 SSG (+): 15
SSP (-): 4 SPG (-): 2



GK 1 of SVK

Shots by SVK

Goals (o): 0 SSG (+): 9
SSP (-): 3 SPG (-): 3



GK 30 of USA

Shots by USA

Goals (o): 1 SSG (+): 16
SSP (>): 2 SPG (-): 9



GK 1 of SVK

Shots by SVK

Goals (o): 0 SSG (+): 10
SSP (>): 5 SPG (-): 5



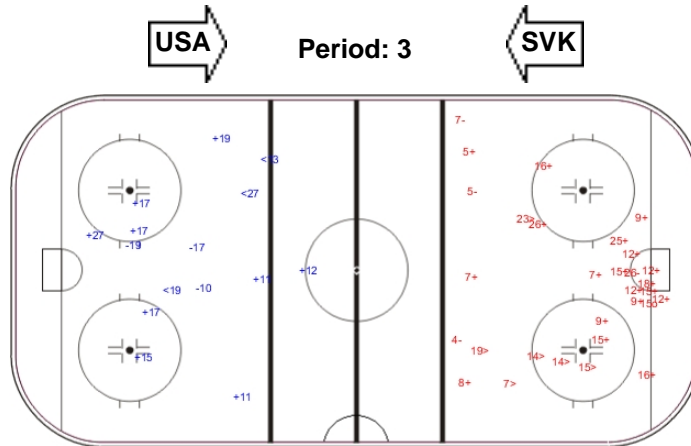
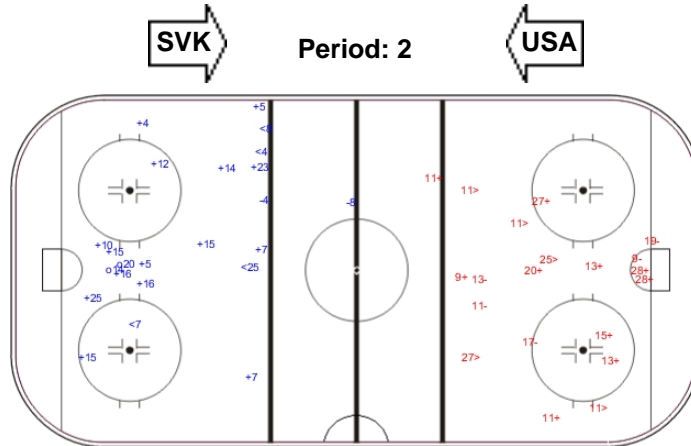
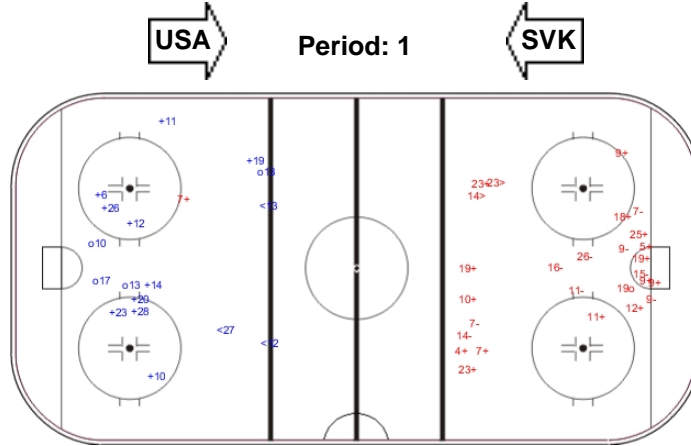
GK 30 of USA

Shots by USA

Goals (o): 1 SSG (+): 19
SSP (>): 6 SPG (-): 4



GK 1 of SVK





Shots by SVK

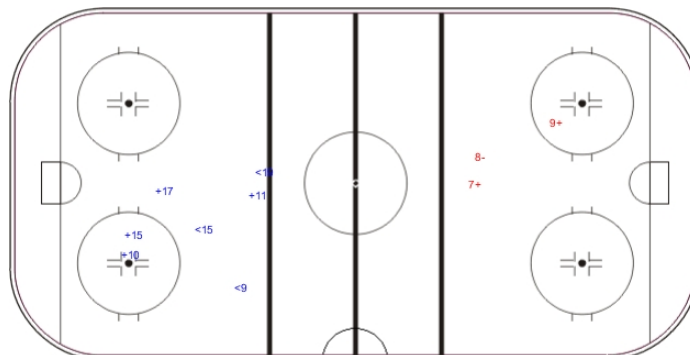
Goals (o): 0 SSG (+): 4
 SSP (-): 3 SPG (-): 0



GK 30 of USA



Overtime



Shots by USA

Goals (o): 0 SSG (+): 2
 SSP (-): 0 SPG (-): 1




GK 1 of SVK

LEGEND

GK Goalkeeper **SPG** Shots past goal **SSG** Shots saved by goalkeeper **SSP** Shots saved by player

Changed in scorer for goal #1 of USA

Timing and Results provided by 



Face-off Chart

SVK - USA

PERIOD 1

SVK	USA	SVK	USA	SVK	USA	Total wins all zones		
						SVK	USA	
Def. zone	Att. zone	Neutral zone		Att. zone	Def. zone			
- 25	+ 9	+ 20	- 10	- 25	+ 9			
- 20	+ 9	- 23	+ 10	+ 23	- 10			
- 25	+ 19	+ 16	- 19	+ 25	- 19			
- 25	+ 15	+ 26	- 15	+ 23	- 10			
		- 20	+ 10	+ 23	- 10			
		+ 23	- 10	- 20	+ 15			
		+ 20	- 10	- 25	+ 16			
				+ 25	- 16			
Total wins / period	0 / 0%	4 / 100%	5 / 71%	2 / 29%	5 / 63%	3 / 37%	10 / 53%	9 / 47%

PERIOD 2

SVK	USA	SVK	USA	SVK	USA	Total wins all zones		
						SVK	USA	
Def. zone	Att. zone	Neutral zone		Att. zone	Def. zone			
- 17	+ 12	- 20	+ 10	- 20	+ 9			
- 20	+ 9	+ 23	- 10	+ 23	- 10			
- 17	+ 19	- 20	+ 15	- 16	+ 9			
+ 23	- 15	+ 23	- 19	- 23	+ 10			
- 25	+ 19	- 25	+ 19	- 20	+ 10			
+ 19	- 19	- 23	+ 10	+ 25	- 9			
+ 17	- 10	+ 16	- 12	+ 28	- 9			
- 6	+ 15			- 25	+ 16			
				- 20	+ 9			
				+ 20	- 9			
				- 20	+ 9			
				- 20	+ 9			
				- 20	+ 19			
				+ 23	- 19			
				- 17	+ 16			
Total wins / period	3 / 38%	5 / 62%	3 / 43%	4 / 57%	5 / 31%	11 / 69%	11 / 35%	20 / 65%

PERIOD 3

SVK	USA	SVK	USA	SVK	USA	Total wins all zones		
						SVK	USA	
Def. zone	Att. zone	Neutral zone		Att. zone	Def. zone			
- 23	+ 12	+ 20	- 10	- 23	+ 19			
+ 20	- 9	+ 20	- 15	+ 25	- 15			
- 17	+ 9	- 20	+ 10	+ 20	- 15			
- 10	+ 9	- 25	+ 9	- 25	+ 16			
- 23	+ 9	- 23	+ 15					
+ 28	- 19	- 23	+ 9					
- 20	+ 16	+ 20	- 10					
- 20	+ 19	- 20	+ 9					
+ 25	- 15	+ 23	- 10					
+ 20	- 10	- 20	+ 12					
+ 23	- 19							
Total wins / period							11 / 42%	15 / 58%



- 6	+ 19				
5 / 42%	7 / 58%	4 / 40%	6 / 60%	2 / 50%	2 / 50%

OVERTIME

	SVK		USA		SVK		USA		Total wins all zones
	Def. zone	Att. zone	Neutral zone		Att. zone	Def. zone			
	- 20	+ 10	+ 20	- 10	- 15	+ 9			
	+ 20	- 9	- 20	+ 9					
	- 6	+ 19							
Total wins / period	1 / 33%	2 / 67%	1 / 50%	1 / 50%	0 / 0%	1 / 100%	2 / 33%	4 / 67%	

TOTAL

	SVK		USA		SVK		USA		Total wins all zones
	Def. zone	Att. zone	Neutral zone		Att. zone	Def. zone			
Total wins / game	9 / 33%	18 / 67%	13 / 50%	13 / 50%	12 / 41%	17 / 59%	34 / 41%	48 / 59%	




HEAD TO HEAD

		USA										
	No.	9	10	12	15	16	19	Tot	wins SVK	Dz	Nz	Az
SVK	6				0 - 1		0 - 2	3	0 0%	0 0%		
	10	0 - 1						1	0 0%	0 0%		
	15	0 - 1						1	0 0%			0 0%
	16	0 - 1		1 - 0			1 - 0	3	2 67%		2 100%	0 0%
	17	0 - 1	1 - 0	0 - 1		0 - 1	0 - 1	5	1 20%	1 25%		0 0%
	19						1 - 0	1	1 100%	1 100%		
	20	3 - 9	6 - 5	0 - 1	2 - 2	0 - 1	0 - 2	31	11 35%	3 38%	6 46%	2 20%
	23	0 - 2	7 - 3	0 - 1	1 - 1		3 - 1	19	11 58%	2 50%	4 50%	5 71%
	25	1 - 3			2 - 1	1 - 3	1 - 3	15	5 33%	1 20%	0 0%	4 50%
	26				1 - 0			1	1 100%		1 100%	
	28	1 - 0					1 - 0	2	2 100%	1 100%		1 100%
	Tot	23	22	4	11	6	16	82	34 41%	9 33%	13 50%	12 41%
	wins USA	18 78%	8 36%	3 75%	5 45%	5 83%	9 56%	48 59%				
	Dz	8 73%	2 33%		1 33%	4 80%	2 50%	17 59%				
	Nz	4 100%	5 38%	1 50%	2 50%		1 33%	13 50%				
	Az	6 75%	1 33%	2 100%	2 50%	1 100%	6 67%	18 67%				

LEGEND

Az Attacking zone **Dz** Defending zone **Nz** Neutral zone **Tot** Total face-offs played

Timing and Results provided by 



Game Roster

JPN - KOR

Referee(s)

PIGUILLEM PEREZ de ROZAS Marc (ESP)

Goalkeepers

Team: JPN

No	Name	GP	MIP	GA	SVS	SOG	SVS%	GAA
1	HITOMI Shun	4	119:05	5	74	79	93.67	2.52
25	ONODA Takuto	4	119:08	6	39	45	86.67	3.02

Team Roster

Team: JPN (black)

No	Pos	Name	GP	G	A	PTS	PIM	+/-
1	GK	HITOMI Shun	4	0	0	0	0	
2	D	HORIUCHI Itaru	4	0	2	2	4	-1
4	D	MATSUKANE Kenta	4	0	3	3	0	+1
5	D	KATO Shinnosuke	4	0	0	0	4	+1
6	D	OHBA Dai	4	0	1	1	0	+3
7	D	YOKOYAMA Yoshiya	4	0	0	0	4	+1
8	F	OMUKU Maito	4	1	4	5	4	+1
9	F	ECHIGO Tomoya +A	4	0	2	2	2	0
11	F	OTSU Kosuke	4	0	2	2	29	0
12	D	KOIZUMI Kazunari	4	0	1	1	4	+3
13	F	HITOSATO Shigeki	4	0	0	0	12	+1
14	F	TANAKA Kentaro +A	4	0	2	2	2	-2
15	F	KONNO Tomohiro	4	2	1	3	0	+2
16	F	TATEDA Shun	4	2	0	2	0	0
18	F	FURUHASHI Makuru	4	4	2	6	6	+2
19	F	NAKAJIMA Shogo	4	0	0	0	2	+2
21	F	SUZUKI Kento	4	0	0	0	8	0
22	F	KAWAMURA Kazuki	4	3	0	3	2	-1
23	F	IKEDA Ikki	4	4	1	5	4	+3
24	D	SATOH Hikaru +C	4	2	3	5	4	+1
25	GK	ONODA Takuto	4	0	0	0	0	

Head Coach: MAHON Mark

Linesmen

LORENTSEN BAKLI Gjermund (NOR) , TROBAJO NAVARRO Carlos (ESP)

Team: KOR

No	Name	GP	MIP	GA	SVS	SOG	SVS%	GAA
1	BAE Jangwoo	5	295:22	39	203	242	83.88	7.92
20	LEE Changmin	5	09:38	5	4	9	44.44	31.14

Team: KOR (white)

No	Pos	Name	GP	G	A	PTS	PIM	+/-
1	GK	BAE Jangwoo	5	0	0	0	0	
2	F	BAN Hansoo	5	0	0	0	2	-9
3	F	LEE Dounggun	5	0	2	2	2	-3
4	F	LEE Sungjin +A	5	3	1	4	0	-4
6	D	LEE Seungwon	5	0	2	2	2	-8
7	D	YANG Sunghun	5	0	0	0	4	-9
8	F	CHO Hyeonkuk	5	0	0	0	0	-4
9	F	BYUNGGEUL Kang	2	0	0	0	0	-4
10	F	YOON Sangwon	5	1	3	4	2	-3
11	F	YU Shinchul	5	0	0	0	2	-9
12	F	HA Jaejun	5	1	0	1	4	-5
13	F	OH Seahn +C	5	2	0	2	2	-10
14	D	LEE Sungjun	5	0	0	0	0	-10
15	D	LEE Jaegyuu	5	0	0	0	2	-4
16	D	KIM Taegyum	5	0	1	1	2	-6
17	D	CHO Seokjun	5	0	0	0	2	-6
18	F	KANG Yoonseok	5	0	2	2	4	-11
19	F	JANG Hojun	5	0	0	0	0	-11
20	GK	LEE Changmin	5	0	0	0	0	
21	F	LIM Jinsoo	5	0	0	0	8	-11
22	D	HWANG Wootae +A	5	0	1	1	2	-4
23	D	HAN Geonhee	5	2	0	2	0	-10

Head Coach: KIM Heewoo

LEGEND

A Assists	D Defence	F Forward	G Goals
GA Goals against	GAA Goals against as average per 60 minutes	GK Goalkeeper	GP Games played
MIP Minutes and seconds played	No Jersey number	PIM Penalties in minutes	Pos Position
PTS Points	SOG Shots on goal	SVS Saves	SVS% Saves in percentage
+/- Plus/minus net	+A Assistant captain	+C Captain	

Timing and Results provided by **TISSOT**



Line-ups

JPN - KOR

Referee(s)

FIGUILLEM PEREZ de ROZAS Marc (ESP)

Linesmen

LORENTSEN BAKLI Gjermund (NOR) , TROBAJO NAVARRO Carlos (ESP)

Goalkeepers

Team: JPN

No	Name
25	ONODA Takuto
1	HITOMI Shun

Team Line-ups

Team: JPN (black)

No	Pos	Name
4	D	MATSUKANE Kenta
24	D	SATOH Hikaru +C
9	F	ECHIGO Tomoya +A
16	F	TATEDA Shun
19	F	NAKAJIMA Shogo
7	D	YOKOYAMA Yoshiya
12	D	KOIZUMI Kazunari
8	F	OMUKU Maito
11	F	OTSU Kosuke
22	F	KAWAMURA Kazuki
2	D	HORIUCHI Itaru
5	D	KATO Shinnosuke
14	F	TANAKA Kentaro +A
21	F	SUZUKI Kento
23	F	IKEDA Ikki
6	D	OHBA Dai
13	F	HITOSATO Shigeki
18	F	FURUHASHI Makuru

Head Coach: MAHON Mark

NOT DRESSED:

15 F KONNO Tomohiro

Team: KOR

No	Name
1	BAE Jangwoo
20	LEE Changmin

Team: KOR (white)

No	Pos	Name
6	D	LEE Seungwon
23	D	HAN Geonhee
11	F	YU Shinchul
13	F	OH Seahn +C
18	F	KANG Yoonseok
16	D	KIM Taegyum
17	D	CHO Seokjun
4	F	LEE Sungjin +A
8	F	CHO Hyeonkuk
10	F	YOON Sangwon
15	D	LEE Jaegyu
22	D	HWANG Wootae +A
2	F	BAN Hansoo
12	F	HA Jaejun
19	F	JANG Hojun
7	D	YANG Sunghun
21	F	LIM Jinsoo

Head Coach: KIM Heewoo

NOT DRESSED:

3 F LEE Dounggun

9 F BYUNGGEUL Kang

14 D LEE Sungjun

LEGEND

D Defence

+A Assistant captain

F

Forward

+C

Captain

No

Jersey number

Pos

Position



Graphical Line-ups

JPN - KOR

Referee(s)

PIGUILLEM PEREZ de ROZAS Marc (ESP)

Linesmen

LORENTSEN BAKLI Gjermund (NOR) , TROBAJO NAVARRO Carlos (ESP)

Team: JPN - Japan (black)

Head Coach: MAHON Mark

S1 25 ONODA Takuto		
1 HITOMI Shun		
S3 24 SATOH Hikaru +C	S2 4 MATSUKANE Kenta	
S6 19 NAKAJIMA Shogo	S4 9 ECHIGO Tomoya +A	S5 16 TATEDA Shun
7 YOKOYAMA Yoshiya	12 KOIZUMI Kazunari	
11 OTSU Kosuke	8 OMIKI Maito	22 KAWAMURA Kazuki
2 HORIUCHI Itaru	5 KATO Shinnosuke	
21 SUZUKI Kento	14 TANAKA Kentaro +A	23 IKEDA Ikki
6 OHBA Dai		
	18 FURUHASHI Makuru	13 HITOSATO Shigeki

Team: KOR - Republic of Korea (white)

Head Coach: KIM Heewoo

S1 1 BAE Jangwoo		
20 LEE Changmin		
S3 23 HAN Geonhee	S2 6 LEE Seungwon	
S6 18 KANG Yoonseok	S5 13 OH Seahn +C	S4 11 YU Shinchul
17 CHO Seokjun	16 KIM Taegyum	
4 LEE Sungjin +A	10 YOON Sangwon	8 CHO Hyeonkuk
22 HWANG Wootae +A	15 LEE Jaegyung	
19 JANG Hojun	12 HA Jaejun	2 BAN Hansoo
7 YANG Sunghun		
21 LIM Jinsoo		

LEGEND

Sn Starting position

+A Assistant captain

+C Captain

Timing and Results provided by **TISSOT**



Game Summary

JPN - KOR 4 - 1 (1 - 1, 0 - 0, 3 - 0)

Spectators	Referee(s)	Linesmen
250	PIGUILLEM PEREZ de ROZAS Marc (ESP)	LORENTSEN BAKLI Gjermund (NOR) , TROBAJO NAVARRO Carlos (ESP)

Team Statistics

Period	Score	SVS	SOG	PIM	TPP	PPG	SHG
1	1 : 1	12 : 10	11 : 13	6 : 2	00:00 : 04:00	0 : 0	0 : 0
2	0 : 0	7 : 11	11 : 7	2 : 6	05:02 : 02:00	0 : 0	0 : 0
3	3 : 0	4 : 22	25 : 4	14 : 32	06:12 : 00:00	1 : 0	0 : 0
Total	4 : 1	23 : 43	47 : 24	22 : 40	11:14 : 06:00	1 : 0	0 : 0

1st Period

Action	Time	ET/Res	Team	Type	No	Name	(G)	Name of Assistant(s) / Action Description
GK	00:00		JPN		25	ONODA T		- Goalkeeper in
GK	00:00		KOR		1	BAE J		- Goalkeeper in
Goal	04:44	0 : 1	KOR	EQ	12	HA J	(2)	2 BAN H On Ice JPN 25 7 12 14 21 23 KOR 1 2 6 12 19 23
Penalty	05:01	07:01	JPN	2 min.	2	HORIUCHI I		- Hooking
Goal	07:57	1 : 1	JPN	EQ	14	TANAKA K	(1)	21 SUZUKI K On Ice JPN 25 2 6 14 21 23 23 IKEDA I KOR 1 2 12 19 21 22
Penalty	15:17	17:17	JPN	2 min.	-	Team penalty		- Too Many Men / Served by: 6 OHBA D
Penalty	19:32	21:32	JPN	2 min.	13	HITOSATO S		- Roughing
Penalty	19:32	21:32	KOR	2 min.	18	KANG Y		- Roughing

2nd Period

Action	Time	ET/Res	Team	Type	No	Name	(G)	Name of Assistant(s) / Action Description
Penalty	21:53	23:53	KOR	2 min.	15	LEE J		- Hooking
Penalty	28:46	30:46	KOR	2 min.	11	YU S		- Interference
Penalty	33:20	35:20	JPN	2 min.	14	TANAKA K		- Tripping
Penalty	38:58	40:58	KOR	2 min.	11	YU S		- Hooking

3rd Period

Action	Time	ET/Res	Team	Type	No	Name	(G)	Name of Assistant(s) / Action Description
Goal	42:01	2 : 1	JPN	EQ	22	KAWAMURA K	(4)	11 OTSU K On Ice JPN 25 6 8 11 12 22 6 OHBA D KOR 1 2 7 11 15 18
Goal	46:01	3 : 1	JPN	EQ	8	OMUKU M	(2)	13 HITOSATO S On Ice JPN 25 2 5 8 13 18 KOR 1 7 11 13 16 18
Time-out	46:01		KOR					
Penalty	47:56	48:25	KOR	2 min.	15	LEE J		- Roughing
Goal	48:25	4 : 1	JPN	PP1	7	YOKOYAMA Y	(1)	2 HORIUCHI I On Ice JPN 25 2 7 9 16 19 19 NAKAJIMA S KOR 1 6 7 11 18 *
Penalty	50:33	52:33	KOR	2 min.	23	HAN G		- Holding an opponent
Penalty	51:38	53:38	JPN	2 min.	18	FURUHASHI M		- Roughing
Penalty	51:38	53:38	KOR	2 min.	7	YANG S		- Roughing
Penalty	54:17	56:17	KOR	2 min.	17	CHO S		- Boarding
Penalty	54:17	60:00	KOR	10 min.	17	CHO S		- Unsportsmanlike Conduct / start serving at 56:17
Penalty	57:04	59:04	KOR	2 min.	18	KANG Y		- Cross-Checking
Penalty	57:04	60:00	JPN	10 min.	14	TANAKA K		- Unsportsmanlike Conduct
Penalty	57:04	60:00	KOR	10 min.	13	OH S		- Unsportsmanlike Conduct
Penalty	57:04	59:04	JPN	2 min.	21	SUZUKI K		- Roughing / Served by: 14 TANAKA K
Penalty	59:15	60:00	KOR	2 min.	18	KANG Y		- Boarding
GK	60:00		JPN					25 ONODA T - Goalkeeper out
GK	60:00		KOR					1 BAE J - Goalkeeper out



Goalkeeper Records

Team : JPN - Japan

No	Name	SOG	SVS	MIP
25	ONODA Takoto	24	23	60:00
1	HITOMI Shun			

Team : KOR - Republic of Korea

No	Name	SOG	SVS	MIP
1	BAE Jangwoo	47	43	60:00
20	LEE Changmin			

Game Statistics

Team : JPN (black)

Head Coach : MAHON Mark

No	Pos	Name	G	A	P	PIM	FO+	FO-	FO+/-	FO%	Shots on Goal					+/-
											1	2	3	OT	TS	
4	D	MATSUKANE Kenta	0	0	0	0	0	0	0	0.00	0	0	1		1	0
9	F	ECHIGO Tomoya +A	0	0	0	0	9	4	5	69.23	0	0	2		2	0
16	F	TATEDA Shun	0	0	0	0	2	2	0	50.00	0	1	2		3	0
19	F	NAKAJIMA Shogo	0	1	1	0	3	0	3	100.00	1	1	2		4	0
24	D	SATO H Hikaru +C	0	0	0	0	0	0	0	0.00	1	1	2		4	0
7	D	YOKOYAMA Yoshiya	1	0	1	0	0	0	0	0.00	1	0	3		4	-1
8	F	OMUKU Maito	1	0	1	0	9	5	4	64.29	0	0	1		1	+2
11	F	OTSU Kosuke	0	1	1	0	0	0	0	0.00	0	1	2		3	+1
12	D	KOIZUMI Kazunari	0	0	0	0	0	0	0	0.00	2	0	0		2	0
22	F	KAWAMURA Kazuki	1	0	1	0	3	0	3	100.00	1	1	3		5	+1
2	D	HORIUCHI Itaru	0	1	1	2	0	0	0	0.00	0	3	2		5	+2
5	D	KATO Shinnosuke	0	0	0	0	0	0	0	0.00	0	0	1		1	+1
14	F	TANAKA Kentaro +A	1	0	1	12	11	8	3	57.89	1	1	1		3	0
21	F	SUZUKI Kento	0	1	1	2	0	0	0	0.00	1	0	0		1	0
23	F	IKEDA Ikki	0	1	1	0	0	1	-1	0.00	0	1	1		2	0
6	D	OHBA Dai	0	1	1	0	0	0	0	0.00	1	0	0		1	+2
13	F	HITOSATO Shigeki	0	1	1	2	0	0	0	0.00	1	1	0		2	+1
18	F	FURUHASHI Makuru	0	0	0	2	11	6	5	64.71	1	0	2		3	+1
1	GK	HITOMI Shun	0	0	0	0					0	0	0		0	
25	GK	ONODA Takuto	0	0	0	0					0	0	0		0	
Total			4	7	11	20	48	26	22	64.86	11	11	25		47	

Team : KOR (white)

Head Coach : KIM Heewoo

No	Pos	Name	G	A	P	PIM	FO+	FO-	FO+/-	FO%	Shots on Goal					+/-
											1	2	3	OT	TS	
6	D	LEE Seungwon	0	0	0	0	0	0	0	0.00	0	0	0		0	+1
11	F	YU Shinchul	0	0	0	4	3	7	-4	30.00	2	0	0		2	-2
13	F	OH Seahn +C	0	0	0	10	9	12	-3	42.86	1	0	1		2	-1
18	F	KANG Yoonseok	0	0	0	6	0	0	0	0.00	2	1	0		3	-2
23	D	HAN Geonhee	0	0	0	2	0	0	0	0.00	0	0	0		0	+1
4	F	LEE Sungjin +A	0	0	0	0	8	13	-5	38.10	1	1	0		2	0
8	F	CHO Hyeonkuk	0	0	0	0	2	0	2	100.00	2	1	0		3	0
10	F	YOON Sangwon	0	0	0	0	0	4	-4	0.00	0	1	0		1	0
16	D	KIM Taegyum	0	0	0	0	0	0	0	0.00	0	0	0		0	-1
17	D	CHO Seokjun	0	0	0	12	0	0	0	0.00	1	0	1		2	0
2	F	BAN Hansoo	0	1	1	0	0	0	0	0.00	2	0	1		3	-1
12	F	HA Jaejun	1	0	1	0	3	11	-8	21.43	2	2	0		4	0
15	D	LEE Jaegy	0	0	0	4	0	0	0	0.00	0	0	0		0	-1
19	F	JANG Hojun	0	0	0	0	1	1	0	50.00	0	1	1		2	0
22	D	HWANG Wootae +A	0	0	0	0	0	0	0	0.00	0	0	0		0	-1
7	D	YANG Sunghun	0	0	0	2	0	0	0	0.00	0	0	0		0	-2
21	F	LIM Jinsoo	0	0	0	0	0	0	0	0.00	0	0	0		0	-1
1	GK	BAE Jangwoo	0	0	0	0					0	0	0		0	
20	GK	LEE Changmin	0	0	0	0					0	0	0		0	
Total			1	1	2	40	26	48	-22	35.14	13	7	4		24	



LEGEND

(G) Goals in tournament	* does not count for Plus/minus	+/- Plus/minus net	+A Assistant captain
+C Captain	A Assists	D Defence	EQ Equal strength
ET/Res Penalty end time/Result of game	F Forward	FO- Face-offs lost	FO% Face-offs won as percentage
FO+ Face-offs won	FO+/- Face-offs net	G Goals	GK Goalkeeper
MIP Minutes in play (GK)	No Jersey number	OT Overtime	P Points
PIM Penalties in minutes	Pos Position	PP1 Power play - 1 player	PPG Power play goals
SHG Shorthanded goals	SOG Shots on goal	SVS Saves	TPP Time on power play
TS Total shots			

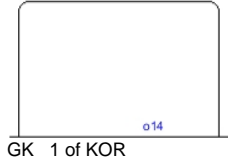


Shot Chart

JPN - KOR

Shots by JPN

Goals (o): 1 SSG (+): 10
SSP (-): 1 SPG (-): 1



GK 1 of KOR

Shots by KOR


Goals (o): 0 SSG (+): 7
SSP (-): 3 SPG (-): 2



GK 25 of JPN

Shots by JPN

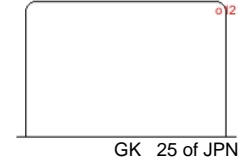
Goals (o): 3 SSG (+): 22
SSP (-): 7 SPG (-): 7



GK 1 of KOR

Shots by KOR

Goals (o): 1 SSG (+): 12
SSP (-): 1 SPG (-): 5



GK 25 of JPN

Shots by JPN

Goals (o): 0 SSG (+): 11
SSP (-): 6 SPG (-): 7



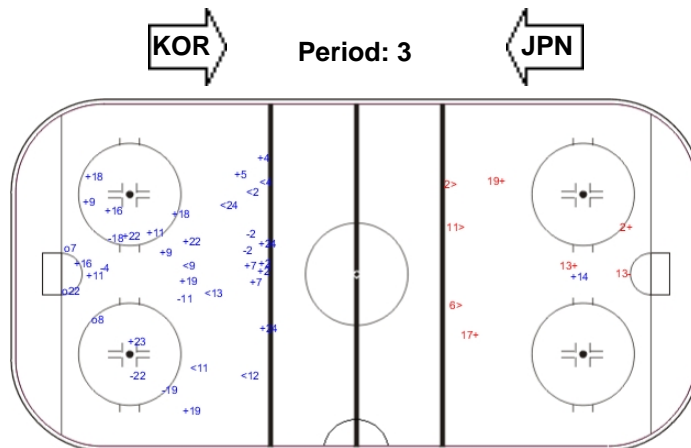
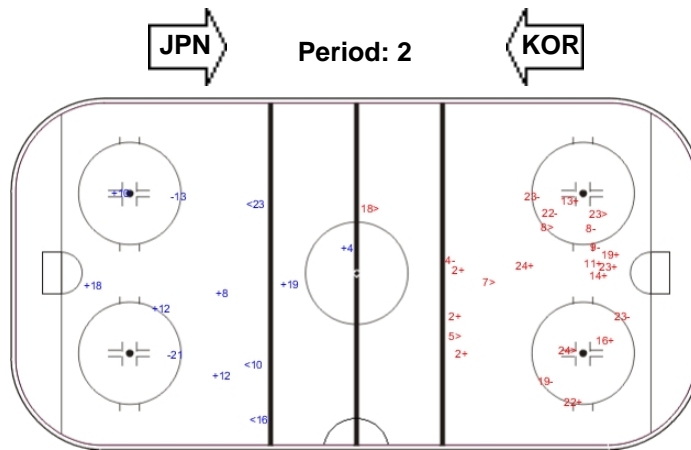
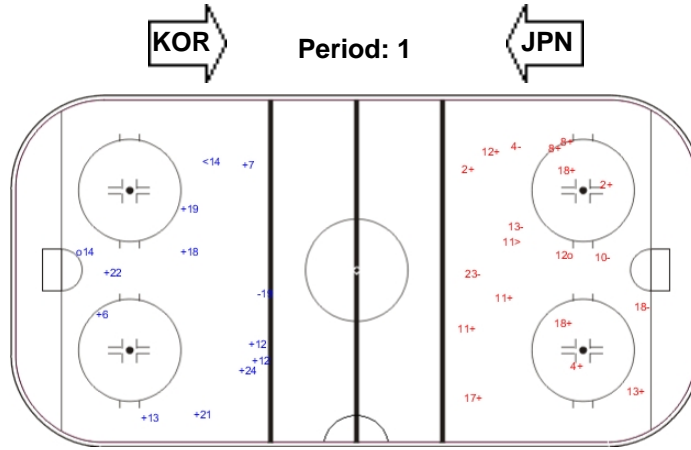
GK 1 of KOR

Shots by KOR

Goals (o): 0 SSG (+): 4
SSP (-): 3 SPG (-): 1



GK 25 of JPN



LEGEND

GK Goalkeeper **SPG** Shots past goal **SSG** Shots saved by goalkeeper **SSP** Shots saved by player

Timing and Results provided by **TISSOT**



Face-off Chart

JPN - KOR

PERIOD 1

JPN		KOR		JPN		KOR		JPN		KOR		Total wins all zones	
Def. zone	Att. zone	Neutral zone		Att. zone	Def. zone	Neutral zone		Att. zone	Def. zone	Neutral zone		JPN	KOR
+ 18	- 4	+ 9	- 13	- 8	+ 12	+ 9	- 13	- 8	+ 12	+ 9	- 13	12 / 52%	11 / 48%
+ 9	- 4	- 14	+ 11	+ 14	- 12	- 14	+ 11	+ 14	- 12	- 14	+ 11		
- 18	+ 13	- 9	+ 13	+ 14	- 12	- 9	+ 13	+ 14	- 12	+ 18	- 10		
+ 14	- 12	+ 8	- 4	+ 18	- 10	+ 8	- 4	+ 18	- 10	- 16	+ 13		
+ 18	- 13	- 23	+ 4	- 16	+ 13	- 23	+ 4	- 16	+ 13	- 14	+ 12		
- 18	+ 4	- 14	+ 4	- 14	+ 12	- 14	+ 4	- 14	+ 12	+ 9	- 12		
+ 18	- 13	+ 8	- 12	+ 9	- 12	+ 8	- 12	+ 9	- 12	- 14	+ 4		
				- 14	+ 4			- 14	+ 4	- 14	+ 4		
Total wins / period		5 / 71%		2 / 29%		3 / 43%		4 / 57%		4 / 44%		5 / 56%	

PERIOD 2

JPN		KOR		JPN		KOR		JPN		KOR		Total wins all zones	
Def. zone	Att. zone	Neutral zone		Att. zone	Def. zone	Neutral zone		Att. zone	Def. zone	Neutral zone		JPN	KOR
- 18	+ 19	- 8	+ 13	- 8	+ 13	- 8	+ 13	- 8	+ 13	- 8	+ 13	14 / 64%	8 / 36%
+ 14	- 11	+ 14	- 13	+ 18	- 11	+ 14	- 13	+ 18	- 11	+ 18	- 11		
- 8	+ 13	+ 8	- 11	+ 18	- 10	+ 8	- 11	+ 18	- 10	- 8	+ 11		
- 9	+ 13	- 14	+ 4	- 8	+ 11	- 14	+ 4	- 8	+ 11	+ 22	- 4		
+ 18	- 12	+ 9	- 12	+ 22	- 4	+ 9	- 12	+ 22	- 4	+ 16	- 13		
				+ 16	- 13			+ 16	- 13	+ 18	- 13		
				+ 18	- 13			+ 18	- 13	+ 14	- 4		
				+ 14	- 4			+ 14	- 4	+ 8	- 12		
				+ 8	- 12			+ 8	- 12	+ 18	- 11		
				+ 18	- 11			+ 18	- 11	+ 22	- 4		
				+ 22	- 4			+ 22	- 4	- 18	+ 12		
				- 18	+ 12			- 18	+ 12				
Total wins / period		2 / 40%		3 / 60%		3 / 60%		2 / 40%		9 / 75%		3 / 25%	

PERIOD 3

JPN		KOR		JPN		KOR		JPN		KOR		Total wins all zones	
Def. zone	Att. zone	Neutral zone		Att. zone	Def. zone	Neutral zone		Att. zone	Def. zone	Neutral zone		JPN	KOR
- 18	+ 13	+ 9	- 13	+ 14	- 13	+ 9	- 13	+ 14	- 13	+ 14	- 13	22 / 76%	7 / 24%
+ 14	- 4	+ 14	- 13	+ 18	- 10	+ 14	- 13	+ 18	- 10	+ 14	- 4		
- 14	+ 13	+ 22	- 4	+ 14	- 4	+ 22	- 4	+ 14	- 4	- 9	+ 11		
		+ 9	- 13	- 9	+ 11	+ 9	- 13	- 9	+ 11	- 18	+ 4		
		+ 8	- 13	- 18	+ 4	+ 8	- 13	- 18	+ 4	+ 19	- 11		
		- 14	+ 4	+ 19	- 11	- 14	+ 4	+ 19	- 11	+ 8	- 4		
		+ 9	- 12	+ 8	- 4	+ 9	- 12	+ 8	- 4	+ 8	- 10		
		+ 9	- 13	+ 8	- 10	+ 9	- 13	+ 8	- 10	+ 9	- 4		
		+ 14	- 11	+ 9	- 4	+ 14	- 11	+ 9	- 4	+ 19	- 4		
				+ 19	- 4			+ 19	- 4	+ 18	- 12		
				+ 18	- 12			+ 18	- 12	+ 16	- 12		
				+ 16	- 12			+ 16	- 12	+ 8	- 4		
				+ 8	- 4			+ 8	- 4	- 9	+ 8		
				- 9	+ 8			- 9	+ 8				
Total wins / period		-		-		-		-		-		-	



				+ 8	- 19
				- 16	+ 8
				+ 19	- 11
1 / 33%	2 / 67%	8 / 89%	1 / 11%	13 / 76%	4 / 24%

TOTAL

Total wins / game	JPN	KOR	JPN	KOR	JPN	KOR	Total wins all zones	
	Def. zone	Att. zone	Neutral zone		Att. zone	Def. zone	JPN	KOR
	8 / 53%	7 / 47%	14 / 67%	7 / 33%	26 / 68%	12 / 32%	48 / 65%	26 / 35%




HEAD TO HEAD

		KOR											
No.	4	8	10	11	12	13	19	Tot	wins JPN	Dz	Nz	Az	
JPN	8	3 - 0		1 - 0	1 - 1	2 - 1	1 - 3	1 - 0	14	9 64%	0 0%	4 80%	5 63%
	9	2 - 0	0 - 1		0 - 1	3 - 0	4 - 2		13	9 69%	1 50%	6 86%	2 50%
	14	3 - 5			2 - 1	3 - 1	3 - 1		19	11 58%	3 75%	3 43%	5 63%
	16		0 - 1			1 - 0	1 - 1		4	2 50%			2 50%
	18	1 - 2		3 - 0	2 - 0	2 - 1	3 - 2	0 - 1	17	11 65%	4 50%		7 78%
	19	1 - 0			2 - 0				3	3 100%			3 100%
	22	3 - 0							3	3 100%		1 100%	2 100%
	23	0 - 1							1	0 0%		0 0%	
Tot	21	2	4	10	14	21	2	74	48 65%	8 53%	14 67%	26 68%	
wins KOR	8 38%	2 100%	0 0%	3 30%	3 21%	9 43%	1 50%	26 35%					
Dz	3 27%	2 100%	0 0%	2 33%	3 33%	2 40%	0 0%	12 32%					
Nz	4 67%			1 33%	0 0%	2 22%		7 33%					
Az	1 25%			0 0%	0 0%	5 71%	1 100%	7 47%					

LEGEND

Az Attacking zone **Dz** Defending zone **Nz** Neutral zone **Tot** Total face-offs played

Timing and Results provided by  TISSOT



Game Roster

CAN - RUS

Referee(s)

BJALKANDER Patric (SWE) , HEIKKINEN Lassi (FIN)

Linesmen

HEINONEN Timo (FIN) , NYQVIST Anders (SWE)

Goalkeepers

Team: CAN

No	Name	GP	MIP	GA	SVS	SOG	SVS%	GAA
1	LAZARUK Kristopher Robert	3	89:14	3	38	41	92.68	2.02
30	FLETTE Dalyn Ross	1	00:00	0	0	0	0.00	0.00
31	HOLFELD Ryan Michael	4	150:46	1	35	36	97.22	0.40

Team Roster

Team: CAN (red)

No	Pos	Name	GP	G	A	PTS	PIM	+/-
1	GK	LAZARUK Kristopher Robert	3	0	0	0	0	
3	D	DELAHEY Matthew Kenneth +A	4	0	0	0	6	+5
4	D	CURRAN Kodie James	4	0	3	3	6	+5
5	D	PAULSEN Luke Eric	4	0	3	3	0	+4
6	D	McFAULL Kendall	4	0	2	2	2	+5
7	F	MAXWELL Stanley Mitchell	4	1	3	4	2	+6
8	D	MANNING Neil Alton	4	1	0	1	0	+6
9	F	PEARCE Elgin James Milton	4	2	0	2	2	+5
10	F	COLLINS Christopher James	4	2	2	4	2	+3
11	F	REDDICK Kruise Allan +C	4	5	3	8	2	+6
12	F	HICKMOTT Jordan Lindsay	4	3	2	5	0	+5
15	F	FOWLIE Cody Joseph Allan	4	0	1	1	6	+1
16	F	FOSTER Taylor Joseph	4	2	4	6	0	+5
17	F	DEPAPE Jordan Matthew Orr	4	0	3	3	4	+4
19	F	KOPER Levko Steven John	4	2	5	7	0	+7
21	D	ROWLEY Jordan Thomas	4	0	4	4	4	+8
22	D	CRAIGE Jesse Wade	4	2	2	4	12	+7
23	F	McCALLUM Craig	4	0	0	0	0	+2
24	F	FIDDLER Tyler Wayne	4	2	1	3	4	+4
25	F	KING Kevin Jarrett +A	4	3	2	5	6	+5
26	F	CARTIER Cody Jessie	4	2	1	3	4	+4
30	GK	FLETTE Dalyn Ross	1	0	0	0	0	
31	GK	HOLFELD Ryan Michael	4	0	0	0	0	

Head Coach: ADOLPH David George

Team: RUS

No	Name	GP	MIP	GA	SVS	SOG	SVS%	GAA
1	EVDOKIMOV Gleb	4	120:00	6	28	34	82.35	3.00
20	BELOV Sergey	4	120:00	0	37	37	100.00	0.00

Team: RUS (white)

No	Pos	Name	GP	G	A	PTS	PIM	+/-
1	GK	EVDOKIMOV Gleb	4	0	0	0	0	
2	D	VASILYEV Valerii	4	0	0	0	0	+6
8	F	GIMATOV Eduard	4	5	2	7	4	+6
9	F	GORDEEV Artem	4	0	1	1	0	+4
11	D	AKISHIN Dmitrii	4	0	0	0	0	+4
12	D	CHEREPANOV Nikita	4	0	1	1	4	+1
13	F	TORCHENYUK Alexander +C	4	0	2	2	2	+3
14	F	KLIMCHUK Mikhail +A	4	2	2	4	2	+3
15	F	ALESHIN Egor	4	0	2	2	2	+2
16	F	LEBEDEV Alexander	4	1	8	9	4	+8
17	F	FEDOROV Artem	4	3	6	9	4	+3
19	D	RAFIKOV Rushan +A	4	1	2	3	6	+9
20	GK	BELOV Sergey	4	0	0	0	0	
21	F	SOLOVYEV Evgeny	4	1	2	3	2	+2
22	F	BARBASHEV Sergey	4	3	1	4	2	+4
23	D	MASLOV Kirill	4	0	1	1	2	+1
24	F	KRIVCHENKO Egor	4	4	3	7	0	+3
25	D	BOLSHAKOV Alexander	4	0	1	1	0	+7
26	F	PETRAKOV Ivan	4	3	4	7	0	+8
27	F	SHINGAREEV Timur	4	1	1	2	0	+6
28	D	VIKSNA Evgeny	4	3	1	4	0	+7
29	F	LEE Oleg	4	1	2	3	0	+5

Head Coach: UVAEV Viacheslav

LEGEND

A Assists	D Defence	F Forward	G Goals
GA Goals against	GAA Goals against as average per 60 minutes	GK Goalkeeper	GP Games played
MIP Minutes and seconds played	No Jersey number	PIM Penalties in minutes	Pos Position
PTS Points	SOG Shots on goal	SVS Saves	SVS% Saves in percentage
+/- Plus/minus net	+A Assistant captain	+C Captain	

Timing and Results provided by **TISSOT**



Line-ups

CAN - RUS

Referee(s)

BJALKANDER Patric (SWE) , HEIKKINEN Lassi (FIN)

Linesmen

HEINONEN Timo (FIN) , NYQVIST Anders (SWE)

Goalkeepers

Team: CAN

No	Name
1	LAZARUK Kristopher Robert
30	FLETTE Dalyn Ross

Team Line-ups

Team: CAN (red)

No	Pos	Name
21	D	ROWLEY Jordan Thomas
22	D	CRAIGE Jesse Wade
12	F	HICKMOTT Jordan Lindsay
16	F	FOSTER Taylor Joseph
25	F	KING Kevin Jarrett +A
<hr/>		
3	D	DELAHEY Matthew Kenneth +A
6	D	McFAULL Kendall
9	F	PEARCE Elgin James Milton
11	F	REDDICK Kruise Allan +C
19	F	KOPER Levko Steven John
<hr/>		
4	D	CURRAN Kodie James
5	D	PAULSEN Luke Eric
23	F	McCALLUM Craig
24	F	FIDDLER Tyler Wayne
26	F	CARTIER Cody Jessie
<hr/>		
8	D	MANNING Neil Alton
7	F	MAXWELL Stanley Mitchell
10	F	COLLINS Christopher James
15	F	FOWLIE Cody Joseph Allan
17	F	DEPAPE Jordan Matthew Orr

Head Coach: ADOLPH David George

NOT DRESSED:

31 GK HOLFELD Ryan Michael

Team: RUS

No	Name
20	BELOV Sergey
1	EVDOKIMOV Gleb

Team: RUS (white)

No	Pos	Name
11	D	AKISHIN Dmitrii
28	D	VIKSNA Evgeny
13	F	TORCHENYUK Alexander +C
22	F	BARBASHEV Sergey
29	F	LEE Oleg
<hr/>		
2	D	VASILYEV Valerii
19	D	RAFIKOV Rushan +A
8	F	GIMATOV Eduard
16	F	LEBEDEV Alexander
26	F	PETRAKOV Ivan
<hr/>		
25	D	BOLSHAKOV Alexander
9	F	GORDEEV Artem
14	F	KLIMCHUK Mikhail +A
15	F	ALESHIN Egor
27	F	SHINGAREEV Timur
<hr/>		
12	D	CHEREPANOV Nikita
23	D	MASLOV Kirill
17	F	FEDOROV Artem
21	F	SOLOVYEV Evgeny
24	F	KRIVCHENKO Egor

Head Coach: UVAEV Viacheslav

LEGEND

D Defence

+A Assistant captain

F

Forward

+C

Captain

No

Jersey number

Pos

Position



Graphical Line-ups

CAN - RUS

Referee(s)

BJALKANDER Patric (SWE) , HEIKKINEN Lassi (FIN)

Linesmen

HEINONEN Timo (FIN) , NYQVIST Anders (SWE)

Team: CAN - Canada (red)

Head Coach: ADOLPH David George

S1 1 LAZARUK Kristopher Robert		
30 FLETTE Dalyn Ross		
S2 21 ROWLEY Jordan Thomas	S3 22 CRAIGE Jesse Wade	
S6 25 KING Kevin Jarrett +A	S5 16 FOSTER Taylor Joseph	S4 12 HICKMOTT Jordan Lindsay
3 DELAHEY Matthew Kenneth +A		6 McFAULL Kendall
19 KOPER Levko Steven John	11 REDDICK Kruse Allan +C	9 PEARCE Elgin James Milton
4 CURRAN Kodie James		5 PAULSEN Luke Eric
23 McCALLUM Craig	24 FIDDLER Tyler Wayne	26 CARTIER Cody Jessie
8 MANNING Neil Alton		15 FOWLIE Cody Joseph Allan
7 MAXWELL Stanley Mitchell	10 COLLINS Christopher James	17 DEPAPE Jordan Matthew Orr

Team: RUS - Russian Federation (white)

Head Coach: UVAEV Viacheslav

S1 20 BELOV Sergey		
1 EVDOKIMOV Gleb		
S2 11 AKISHIN Dmitrii	S3 28 VIKSNA Evgeny	
S5 22 BARBASHEV Sergey	S4 13 TORCHENYUK Alexander +C	S6 29 LEE Oleg
19 RAFIKOV Rushan +A		2 VASILYEV Valerii
8 GIMATOV Eduard	26 PETRAKOV Ivan	16 LEBEDEV Alexander
25 BOLSHAKOV Alexander		15 ALESHIN Egor
27 SHINGAREEV Timur	9 GORDEEV Artem	14 KLIMCHUK Mikhail +A
12 CHEREPANOV Nikita		23 MASLOV Kirill
17 FEDOROV Artem	24 KRIVCHENKO Egor	21 SOLOVYEV Evgeny

LEGEND

Sn Starting position

+A Assistant captain

+C Captain

Timing and Results provided by **TISSOT**



Game Summary

REVISED
13 FEB 19:54

CAN - RUS 2 - 3 (0 - 1, 1 - 0, 1 - 1, 0 - 0, 0 - 1)

Spectators	Referee(s)	Linesmen
4000	BJALKANDER Patric (SWE) , HEIKKINEN Lassi (FIN)	HEINONEN Timo (FIN) , NYQVIST Anders (SWE)

Team Statistics

Period	Score	SVS	SOG	PIM	TPP	PPG	SHG
1	0 : 1	11 : 7	7 : 12	4 : 2	01:36 : 04:00	0 : 0	0 : 0
2	1 : 0	15 : 15	16 : 15	8 : 6	02:29 : 06:36	1 : 0	0 : 0
3	1 : 1	5 : 13	14 : 6	2 : 6	06:30 : 02:00	1 : 0	0 : 0
OT	0 : 0	0 : 2	2 : 0	0 : 0	00:00 : 00:00	0 : 0	0 : 0
GWS	0 : 1	0 : 0	0 : 1	0 : 0	00:00 : 00:00	0 : 0	0 : 0
Total	2 : 3	31 : 37	39 : 34	14 : 14	10:35 : 12:36	2 : 0	0 : 0

1st Period

Action	Time	ET/Res	Team	Type	No	Name	(G)	Name of Assistant(s) / Action Description
GK	00:00		CAN		1	LAZARUK KR		- Goalkeeper in
GK	00:00		RUS		20	BELOV S		- Goalkeeper in
Goal	03:40	0 : 1	RUS	EQ	26	PETRAKOV I	(4)	On Ice CAN 1 4 7 10 17 22 RUS 20 2 8 16 19 26
Penalty	05:53	07:53	CAN	2 min.	21	ROWLEY JT		- Tripping
Penalty	13:28	15:28	CAN	2 min.	26	CARTIER CJ		- Holding an opponent
Penalty	18:24	20:24	RUS	2 min.	26	PETRAKOV I		- Cross-Checking

2nd Period

Action	Time	ET/Res	Team	Type	No	Name	(G)	Name of Assistant(s) / Action Description
Penalty	20:56	22:56	RUS	2 min.	26	PETRAKOV I		- Hooking
Penalty	21:17	23:01	RUS	2 min.	28	VIKSNA E		- High Sticking
Time-out	21:17		RUS					
Goal	23:01	1 : 1	CAN	PP1	19	KOPER LSJ	(3)	26 CARTIER CJ 8 MANNING NA On Ice CAN 1 4 8 19 24 26 RUS 20 12 23 24 26 *
Penalty	24:30	26:30	CAN	2 min.	7	MAXWELL SM		- Slashing
Penalty	34:59	36:59	CAN	2 min.	6	McFAULL K		- High Sticking
Penalty	34:59	38:59	CAN	2 min.	6	McFAULL K		- High Sticking
Penalty	38:14	40:14	CAN	2 min.	21	ROWLEY JT		- High Sticking
Penalty	39:35	41:25	RUS	2 min.	9	GORDEEV A		- Hooking

3rd Period

Action	Time	ET/Res	Team	Type	No	Name	(G)	Name of Assistant(s) / Action Description
Penalty	40:44	42:44	RUS	2 min.	11	AKISHIN D		- Delaying the Game
Goal	41:25	2 : 1	CAN	PP2	10	COLLINS CJ	(3)	8 MANNING NA 4 CURRAN KJ On Ice CAN 1 4 8 9 10 19 RUS 20 2 12 13 *
Penalty	43:26	45:26	CAN	2 min.	24	FIDDLER TW		- Slashing
Goal	48:11	2 : 2	RUS	EQ	27	SHINGAREEV T	(2)	14 KLIMCHUK M On Ice CAN 1 4 8 12 16 25 RUS 20 9 14 25 27 28
Penalty	50:31	52:31	RUS	2 min.	12	CHEREPANOV N		- Delaying the Game
Penalty	52:57	54:57	RUS	2 min.	14	KLIMCHUK M		- Hooking

Overtime

No game actions in this period

Action	Time	ET/Res	Team	Type	No	Name	(G)	Name of Assistant(s) / Action Description
GK	65:00		CAN					1 LAZARUK KR - Goalkeeper out
GK	65:00		RUS					20 BELOV S - Goalkeeper out

Game Winning Shots

Action	Time	Result	Team	No	Name	(G)	Action Description
		0 : 0	CAN	10	COLLINS CJ		- Saved by goalie 20 BELOV S (RUS) - on goal

Timing and Results provided by **TISSOT**



Action	Time	Result	Team	No	Name	(G)	Action Description
		0 : 1	RUS	22	BARBASHEV S		- Scored 1 LAZARUK KR (CAN) - on goal
		0 : 0	CAN	16	FOSTER TJ		- Saved by goalie 20 BELOV S (RUS) - on goal
		0 : 1	RUS	27	SHINGAREEV T		- Scored 1 LAZARUK KR (CAN) - on goal
GWG	65:00	0 : 2	RUS	22	BARBASHEV S	(4)	

Goalkeeper Records

Team : CAN - Canada

Team : RUS - Russian Federation

No	Name	SOG	SVS	MIP
1	LAZARUK Kristopher Robert	34	31	65:00
30	FLETTE Dalyn Ross			

No	Name	SOG	SVS	MIP
20	BELOV Sergey	39	37	65:00
1	EVDOKIMOV Gleb			

Game Statistics

Team : CAN (red)

Head Coach : ADOLPH David George

No	Pos	Name	G	A	P	PIM	FO+	FO-	FO+/-	FO%	Shots on Goal					+/-
											1	2	3	OT	TS	
12	F	HICKMOTT Jordan Lindsay	0	0	0	0	0	0	0	0.00	1	2	0	0	3	-1
16	F	FOSTER Taylor Joseph	0	0	0	0	6	8	-2	42.86	2	1	3	0	6	-1
21	D	ROWLEY Jordan Thomas	0	0	0	4	0	0	0	0.00	0	1	0	1	2	0
22	D	CRAIGE Jesse Wade	0	0	0	0	0	0	0	0.00	0	2	0	1	3	-1
25	F	KING Kevin Jarrett +A	0	0	0	0	5	5	0	50.00	1	2	2	0	5	-1
3	D	DELAHEY Matthew Kenneth +A	0	0	0	0	0	0	0	0.00	0	0	0	0	0	0
6	D	McFAULL Kendall	0	0	0	4	0	0	0	0.00	0	0	0	0	0	0
9	F	PEARCE Elgin James Milton	0	0	0	0	0	0	0	0.00	0	0	0	0	0	0
11	F	REDDICK Kruike Allan +C	0	0	0	0	14	11	3	56.00	0	2	2	0	4	0
19	F	KOPER Levko Steven John	1	0	1	0	0	0	0	0.00	0	1	0	0	1	0
4	D	CURRAN Kodie James	0	1	1	0	0	0	0	0.00	1	1	2	0	4	-2
5	D	PAULSEN Luke Eric	0	0	0	0	0	0	0	0.00	0	0	0	0	0	0
23	F	McCALLUM Craig	0	0	0	0	0	0	0	0.00	0	0	0	0	0	0
24	F	FIDDLER Tyler Wayne	0	0	0	2	11	8	3	57.89	0	1	1	0	2	0
26	F	CARTIER Cody Jessie	0	1	1	2	0	0	0	0.00	1	1	0	0	2	0
7	F	MAXWELL Stanley Mitchell	0	0	0	2	2	0	2	100.00	0	0	0	0	0	-1
8	D	MANNING Neil Alton	0	2	2	0	0	0	0	0.00	0	1	2	0	3	-1
10	F	COLLINS Christopher James	1	0	1	0	3	6	-3	33.33	0	1	2	0	3	-1
15	F	FOWLIE Cody Joseph Allan	0	0	0	0	0	0	0	0.00	0	0	0	0	0	0
17	F	DEPAPE Jordan Matthew Orr	0	0	0	0	0	0	0	0.00	1	0	0	0	1	-1
1	GK	LAZARUK Kristopher Robert	0	0	0	0					0	0	0	0	0	
30	GK	FLETTE Dalyn Ross	0	0	0	0					0	0	0	0	0	
Total			2	4	6	14	41	38	3	51.90	7	16	14	2	39	

Team : RUS (white)

Head Coach : UVAEV Viacheslav

No	Pos	Name	G	A	P	PIM	FO+	FO-	FO+/-	FO%	Shots on Goal					+/-
											1	2	3	OT	TS	
11	D	AKISHIN Dmitrii	0	0	0	2	0	0	0	0.00	1	6	0	0	7	0
13	F	TORCHENYUK Alexander +C	0	0	0	0	15	13	2	53.57	1	0	1	0	2	0
22	F	BARBASHEV Sergey	1	0	1	0	1	0	1	100.00	1	1	0	1	3	0
28	D	VIKSNA Evgeny	0	0	0	2	0	0	0	0.00	0	1	0	0	1	+1
29	F	LEE Oleg	0	0	0	0	0	0	0	0.00	2	2	1	0	5	0
2	D	VASILYEV Valerii	0	0	0	0	0	0	0	0.00	1	1	0	0	2	+1
8	F	GIMATOV Eduard	0	0	0	0	0	2	-2	0.00	0	1	0	0	1	+1
16	F	LEBEDEV Alexander	0	0	0	0	0	0	0	0.00	0	1	2	0	3	+1
19	D	RAFIKOV Rushan +A	0	0	0	0	0	1	-1	0.00	0	1	0	0	1	+1
26	F	PETRAKOV Ivan	1	0	1	4	4	8	-4	33.33	1	0	0	0	1	+1
9	F	GORDEEV Artem	0	0	0	2	5	6	-1	45.45	0	0	0	0	0	+1
14	F	KLIMCHUK Mikhail +A	0	1	1	2	0	2	-2	0.00	1	0	1	0	2	+1
15	F	ALESHIN Egor	0	0	0	0	0	0	0	0.00	0	0	0	0	0	0
25	D	BOLSHAKOV Alexander	0	0	0	0	0	0	0	0.00	0	0	0	0	0	+1
27	F	SHINGAREEV Timur	1	0	1	0	1	0	1	100.00	0	1	1	0	2	+1



Head Coach : UVAEV Viacheslav

No	Pos	Name	G	A	P	PIM	FO+	FO-	FO+/-	FO%	Shots on Goal					+/-
											1	2	3	OT	TS	
12	D	CHEREPANOV Nikita	0	0	0	2	0	0	0	0.00	0	0	0	0	0	0
17	F	FEDOROV Artem	0	0	0	0	1	0	1	100.00	1	0	0	0	1	0
21	F	SOLOVYEV Evgeny	0	0	0	0	1	0	1	100.00	1	0	0	0	1	0
23	D	MASLOV Kirill	0	0	0	0	1	1	0	50.00	1	0	0	0	1	0
24	F	KRIVCHENKO Egor	0	0	0	0	9	8	1	52.94	1	0	0	0	1	0
1	GK	EVDOKIMOV Gleb	0	0	0	0					0	0	0	0	0	
20	GK	BELOV Sergey	0	0	0	0					0	0	0	0	0	
Total			3	1	4	14	38	41	-3	48.10	12	15	6	1	34	

LEGEND

(G) Goals in tournament	* does not count for Plus/minus	+/- Plus/minus net	+A Assistant captain
+C Captain	A Assists	D Defence	EQ Equal strength
ET/Res Penalty end time/Result of game	F Forward	FO- Face-offs lost	FO% Face-offs won as percentage
FO+ Face-offs won	FO+/- Face-offs net	G Goals	GK Goalkeeper
GWG Game winning goal	GWS Game winning shots	MIP Minutes in play (GK)	No Jersey number
OT Overtime	P Points	PIM Penalties in minutes	Pos Position
PP1 Power play - 1 player	PP2 Power play - 2 players	PPG Power play goals	SHG Shorthanded goals
SOG Shots on goal	SVS Saves	TTP Time on power play	TS Total shots

Number of Spectators corrected according to OC

Timing and Results provided by **TISSOT**

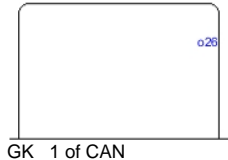


Shot Chart

CAN - RUS

Shots by RUS


Goals (o): 1 SSG (+): 11
SSP (-): 4 SPG (-): 5



GK 1 of CAN

Shots by CAN

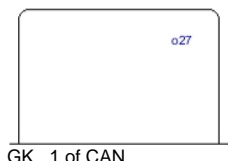
Goals (o): 1 SSG (+): 15
SSP (-): 3 SPG (-): 5



GK 20 of RUS

Shots by RUS


Goals (o): 1 SSG (+): 5
SSP (-): 1 SPG (-): 2



GK 1 of CAN

Shots by CAN

Goals (o): 0 SSG (+): 7
SSP (>): 4 SPG (-): 4



GK 20 of RUS

Shots by RUS


Goals (o): 0 SSG (+): 15
SSP (>): 5 SPG (-): 3



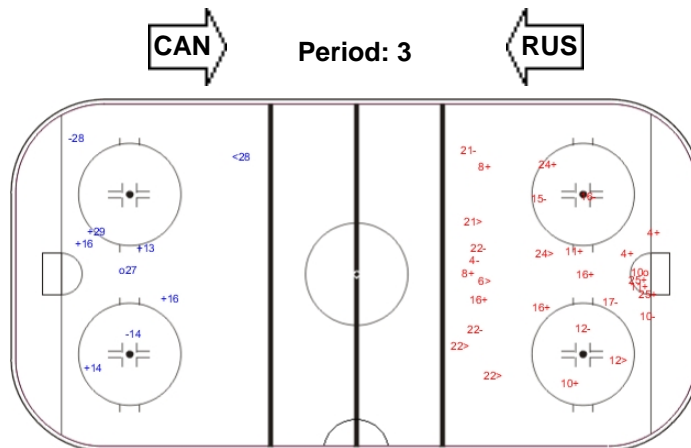
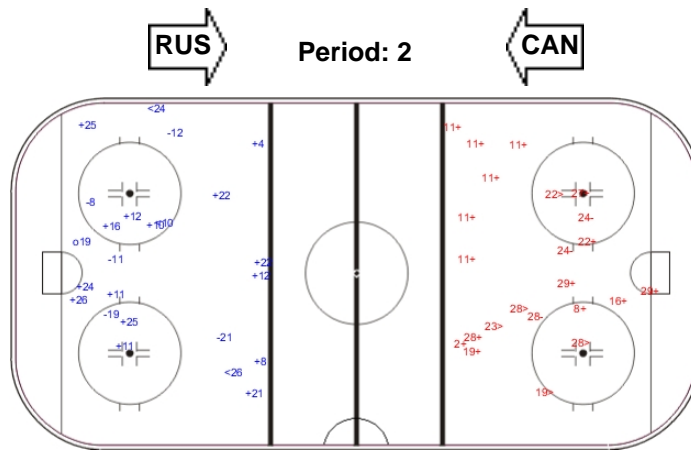
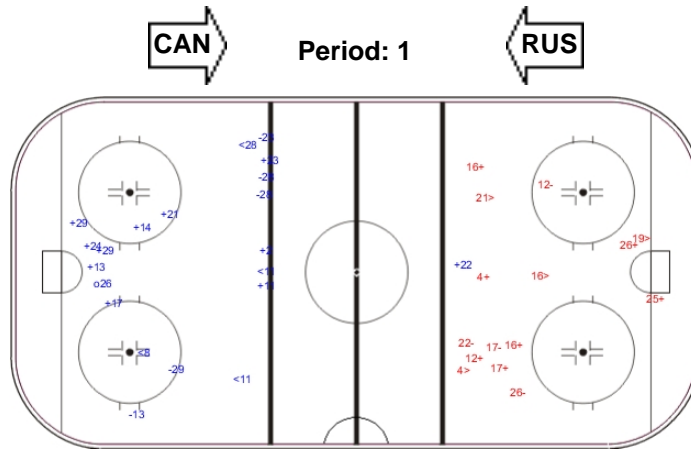
GK 1 of CAN

Shots by CAN

Goals (o): 1 SSG (+): 13
SSP (>): 6 SPG (-): 9



GK 20 of RUS





Shots by RUS

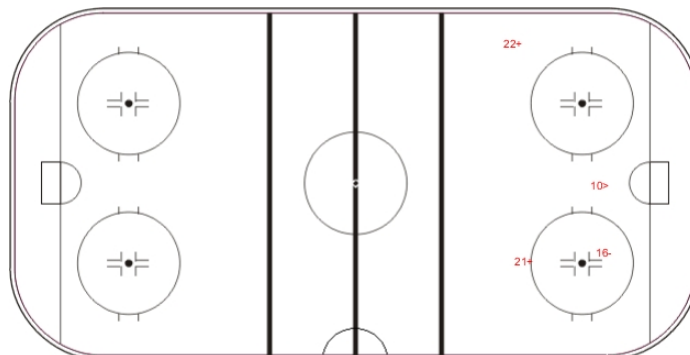
Goals (o): 0 SSG (+): 0
SSP (<): 0 SPG (-): 0



GK 1 of CAN



Overtime



Shots by CAN


Goals (o): 0 SSG (+): 2
SSP (>): 1 SPG (-): 1



GK 20 of RUS

LEGEND

GK Goalkeeper **SPG** Shots past goal **SSG** Shots saved by goalkeeper **SSP** Shots saved by player

Timing and Results provided by 



Face-off Chart

CAN - RUS

PERIOD 1

	CAN		RUS		CAN		RUS		CAN		RUS	
	Def. zone	Att. zone	Neutral zone	Neutral zone	Att. zone	Def. zone	Att. zone	Def. zone	Att. zone	Def. zone	Total wins all zones	Total wins all zones
	+ 24	- 26	- 16	+ 13	- 11	+ 24						
	- 11	+ 24	- 16	+ 9	+ 11	- 24						
	- 25	+ 13	+ 11	- 24	- 24	+ 26						
	- 24	+ 13	- 10	+ 13	+ 24	- 14						
	+ 7	- 26	- 10	+ 13	- 16	+ 13						
			+ 25	- 9	+ 24	- 26						
			- 11	+ 24	+ 16	- 26						
					+ 25	- 24						
Total wins / period	2 / 40%	3 / 60%	2 / 29%	5 / 71%	5 / 63%	3 / 37%					9 / 45%	11 / 55%

PERIOD 2

	CAN		RUS		CAN		RUS		CAN		RUS	
	Def. zone	Att. zone	Neutral zone	Neutral zone	Att. zone	Def. zone	Att. zone	Def. zone	Att. zone	Def. zone	Total wins all zones	Total wins all zones
	+ 11	- 13	+ 25	- 13	+ 11	- 26						
	+ 24	- 13	+ 24	- 24	- 11	+ 9						
	+ 10	- 24	+ 25	- 9	+ 11	- 9						
	- 25	+ 22	- 24	+ 24	+ 11	- 23						
	- 11	+ 13	+ 16	- 24	+ 11	- 13						
	+ 11	- 8	- 11	+ 13	+ 7	- 9						
	- 24	+ 13	+ 11	- 9	- 11	+ 9						
	- 25	+ 27			+ 16	- 14						
					- 16	+ 9						
					- 24	+ 26						
					- 10	+ 24						
					+ 24	- 13						
					- 24	+ 13						
					+ 24	- 13						
Total wins / period	4 / 50%	4 / 50%	5 / 71%	2 / 29%	8 / 57%	6 / 43%					17 / 59%	12 / 41%

PERIOD 3

	CAN		RUS		CAN		RUS		CAN		RUS	
	Def. zone	Att. zone	Neutral zone	Neutral zone	Att. zone	Def. zone	Att. zone	Def. zone	Att. zone	Def. zone	Total wins all zones	Total wins all zones
	+ 11	- 9	- 16	+ 13	+ 11	- 19						
	+ 16	- 13	+ 10	- 13	- 10	+ 13						
	- 24	+ 26	+ 11	- 26	+ 10	- 24						
	- 25	+ 21	- 11	+ 26	- 16	+ 24						
	- 25	+ 9	- 10	+ 24	+ 25	- 26						
	- 24	+ 23	+ 16	- 26	+ 11	- 13						
			+ 24	- 13	- 10	+ 13						
			+ 24	- 13	- 11	+ 17						
					- 16	+ 24						
					+ 24	- 13						
Total wins / period	2 / 33%	4 / 67%	5 / 63%	3 / 37%	5 / 50%	5 / 50%					12 / 50%	12 / 50%



OVERTIME

	CAN		RUS		CAN		RUS		Total wins all zones	
	Def. zone	Att. zone	Neutral zone	Neutral zone	Att. zone	Def. zone	Att. zone	Def. zone	CAN	RUS
Total wins / period			+ 11	- 13	+ 16	- 8				
			+ 24	- 24	- 11	+ 13				
					- 11	+ 13				
					- 16	+ 24				
			2 / 100%	0 / 0%	1 / 25%	3 / 75%			3 / 50%	3 / 50%

TOTAL

	CAN		RUS		CAN		RUS		Total wins all zones	
	Def. zone	Att. zone	Neutral zone	Neutral zone	Att. zone	Def. zone	Att. zone	Def. zone	CAN	RUS
Total wins / game	8 / 42%	11 / 58%	14 / 58%	10 / 42%	19 / 53%	17 / 47%			41 / 52%	38 / 48%




HEAD TO HEAD

	RUS												Tot	wins CAN	Dz	Nz	Az	
	No.	8	9	13	14	17	19	21	22	23	24	26						27
CAN	7		1 - 0									1 - 0		2	2 100%	1 100%		1 100%
	10			1 - 4							2 - 2			9	3 33%	1 100%	1 25%	1 25%
	11	1 - 0	3 - 2	4 - 4		0 - 1	1 - 0			1 - 0	2 - 3	2 - 1		25	14 56%	3 60%	4 57%	7 54%
	16	1 - 0	0 - 2	1 - 3	1 - 0						1 - 3	2 - 0		14	6 43%	1 100%	2 40%	3 38%
	24			6 - 3	1 - 0					0 - 1	2 - 1	2 - 3		19	11 58%	2 33%	4 80%	5 63%
	25		2 - 1	1 - 1				0 - 1	0 - 1		1 - 0	1 - 0	0 - 1	10	5 50%	0 0%	3 100%	2 100%
Tot	2	11	28	2	1	1	1	1	2	17	12	1	79	41 52%	8 42%	14 58%	19 53%	
wins RUS	0 0%	5 45%	15 54%	0 0%	1 100%	0 0%	1 100%	1 100%	1 50%	9 53%	4 33%	1 100%	38 48%					
Dz	0 0%	3 60%	6 55%	0 0%	1 100%	0 0%			0 0%	5 63%	2 33%		17 47%					
Nz		1 25%	5 50%							3 43%	1 33%		10 42%					
Az	0 0%	1 50%	4 57%				1 100%	1 100%	1 100%	1 50%	1 33%	1 100%	11 58%					

LEGEND

Az Attacking zone **Dz** Defending zone **Nz** Neutral zone **Tot** Total face-offs played

Timing and Results provided by  TISSOT



Game Roster

CZE - KAZ

Referee(s)

CAMPBELL Michael (CAN) , OSKIRKO Iurii (RUS)

Linesmen

AMBROSETTI Flavio (SUI) , VANOOSTEN Nathan (CAN)

Goalkeepers

Team: CZE

No	Name	GP	MIP	GA	SVS	SOG	SVS%	GAA
1	SLAMA Jiri	4	00:00	0	0	0	0.00	0.00
2	POLIVKA Patrik	4	240:00	5	44	49	89.80	1.25

Team Roster

Team: CZE (white)

No	Pos	Name	GP	G	A	PTS	PIM	+/-
1	GK	SLAMA Jiri	4	0	0	0	0	
2	GK	POLIVKA Patrik	4	0	0	0	0	
3	F	STASTNY Tomas	4	1	2	3	2	+5
4	F	MATEJKA Filip	4	1	1	2	0	+4
5	F	NOVAK Dominik	4	2	1	3	2	+4
7	D	DALECKY Jan +A	4	6	4	10	4	+9
8	F	MULLER Jan	2	3	1	4	0	+5
9	F	HUCKO Petr	4	0	4	4	0	+5
10	F	ARNOST Daniel	4	2	4	6	4	+5
11	D	KOLDA Josef +A	4	1	2	3	0	+5
12	D	SVARICEK Filip	4	2	1	3	4	+6
13	F	VANEK Rostislav	4	4	0	4	0	+6
14	D	STEINER Dominik +C	4	0	3	3	2	+10
15	D	ZBORIL Mikulas	4	0	0	0	0	+2
16	D	VOJACEK Filip	2	1	0	1	0	0
17	D	BRZOBHATY Michal	4	0	4	4	0	+5
18	D	VRANA Lukas	4	1	3	4	0	+5
19	F	SKOLOUD Petr	4	2	1	3	0	+2
20	D	GUTWALD Michal	4	1	3	4	4	+8
21	F	VALASEK Milan	4	1	2	3	2	+2
23	D	PESLAR Jakub	3	0	2	2	25	+2
24	F	ZACHAR David	4	4	5	9	4	+9
25	D	SKVOR Jan	4	0	4	4	0	+6

Head Coach: LISKA Jaroslav

Team: KAZ

No	Name	GP	MIP	GA	SVS	SOG	SVS%	GAA
1	KUDRYAVTSEV Sergey	1	00:00	0	0	0	0.00	0.00
20	SMOLNIKOV Mikhail	3	185:00	6	73	79	92.41	1.95
25	GRYAZNOV Maxim	2	00:00	0	0	0	0.00	0.00

Team: KAZ (blue)

No	Pos	Name	GP	G	A	PTS	PIM	+/-
1	GK	KUDRYAVTSEV Sergey	1	0	0	0	0	
2	D	GOROZHANINOV Ilya	3	0	0	0	2	+1
3	D	IVASHIN Viktor	3	0	0	0	0	+2
4	D	GULYAKOV Ilya	3	0	1	1	2	+2
5	D	ISHMAMETYEV Alexey	3	0	0	0	27	-1
6	D	AKHMETOV Daniyar +C	3	0	1	1	6	0
7	F	POPOVICH Yulian	3	1	1	2	0	-1
8	F	ZYATKOV Pavel	3	1	1	2	2	+2
9	F	NESTEROV German	3	1	1	2	0	+1
10	D	GREBENCHSHIKOV Vladimir	3	1	0	1	0	+1
11	D	KENBAYEV Daulet	3	1	1	2	2	-1
12	F	ANTSIFEROV Alexey	3	0	1	1	0	-1
14	F	VOLOGODSKIY Alexandr	3	0	0	0	0	+1
16	F	SAFIN Renat	3	1	0	1	2	+1
17	F	YELAKOV Vladislav	3	1	0	1	4	+1
18	D	KURSHUK Alexandr +A	3	0	0	0	2	0
19	F	BELGIBAYEV Nursultan +A	3	0	1	1	0	+1
20	GK	SMOLNIKOV Mikhail	3	0	0	0	0	
21	F	MAZULA Eduard	0	0	0	0	0	0
22	F	KACHULIN Mikhail	3	1	1	2	0	+1
23	F	KOVZALOV Ilya	3	1	0	1	0	+2
24	F	FEDOSSENKO Vyacheslav	3	0	1	1	2	+2
25	GK	GRYAZNOV Maxim	2	0	0	0	0	

Head Coach: STARYGIN Sergey

LEGEND

A Assists	D Defence	F Forward	G Goals
GA Goals against	GAA Goals against as average per 60 minutes	GK Goalkeeper	GP Games played
MIP Minutes and seconds played	No Jersey number	PIM Penalties in minutes	Pos Position
PTS Points	SOG Shots on goal	SVS Saves	SVS% Saves in percentage
+/- Plus/minus net	+A Assistant captain	+C Captain	

Timing and Results provided by **TISSOT**



Line-ups

CZE - KAZ

Referee(s)

CAMPBELL Michael (CAN) , OSKIRKO Iurii (RUS)

Goalkeepers

Team: CZE

No Name

2 POLIVKA Patrik
1 SLAMA Jiri

Team Line-ups

Team: CZE (white)

No Pos Name

7 D	DALECKY Jan	+A
14 D	STEINER Dominik	+C
20 D	GUTWALD Michal	
8 F	MULLER Jan	
24 F	ZACHAR David	
11 D	KOLDA Josef	+A
12 D	SVARICEK Filip	
17 D	BRZOBOHATY Michal	
18 D	VRANA Lukas	
13 F	VANEK Rostislav	
23 D	PESLAR Jakub	
25 D	SKVOR Jan	
4 F	MATEJKA Filip	
19 F	SKOLOUD Petr	
21 F	VALASEK Milan	
15 D	ZBORIL Mikulas	
3 F	STASTNY Tomas	
5 F	NOVAK Dominik	
9 F	HUCKO Petr	
10 F	ARNOST Daniel	

Head Coach: LISKA Jaroslav

NOT DRESSED:

16 D VOJACEK Filip

Linesmen

AMBROSETTI Flavio (SUI) , VANOOSTEN Nathan (CAN)

Team: KAZ

No Name

20 SMOLNIKOV Mikhail
1 KUDRYAVTSEV Sergey

Team: KAZ (blue)

No Pos Name

4 D	GULYAKOV Ilya	
18 D	KURSHUK Alexandr	+A
8 F	ZYATKOV Pavel	
22 F	KACHULIN Mikhail	
23 F	KOVZALOV Ilya	
5 D	ISHMAMETYEV Alexey	
6 D	AKHMETOV Daniyar	+C
9 F	NESTEROV German	
16 F	SAFIN Renat	
17 F	YELAKOV Vladislav	
10 D	GREBENCHSHIKOV Vladimir	
11 D	KENBAYEV Daulet	
7 F	POPOVICH Yulian	
12 F	ANTSIFEROV Alexey	
19 F	BELGIBAYEV Nursultan	+A
2 D	GOROZHANINOV Ilya	
3 D	IVASHIN Viktor	
14 F	VOLOGODSKIY Alexandr	
24 F	FEDOSSENKO Vyacheslav	

Head Coach: STARYGIN Sergey

NOT DRESSED:

21 F MAZULA Eduard
25 GK GRYAZNOV Maxim

LEGEND

D	Defence	F	Forward	No	Jersey number	Pos	Position
+A	Assistant captain	+C	Captain				

Timing and Results provided by **TISSOT**



Graphical Line-ups

CZE - KAZ

Referee(s)

CAMPBELL Michael (CAN) , OSKIRKO Iurii (RUS)

Linesmen

AMBROSETTI Flavio (SUI) , VANOOSTEN Nathan (CAN)

Team: CZE - Czech Republic (white)

Head Coach: LISKA Jaroslav

S1 2 POLIVKA Patrik		
1 SLAMA Jiri		
S2 14 STEINER Dominik +C	S3 20 GUTWALD Michal	
S5 8 MULLER Jan	S4 7 DALECKY Jan +A	S6 24 ZACHAR David
11 KOLDA Josef +A		12 SVARICEK Filip
13 VANEK Rostislav	18 VRANA Lukas	17 BRZOBOHATY Michal
25 SKVOR Jan		23 PESLAR Jakub
21 VALASEK Milan	4 MATEJKA Filip	19 SKOLOUD Petr
3 STASTNY Tomas		15 ZBORIL Mikulas
9 HUCKO Petr	10 ARNOST Daniel	5 NOVAK Dominik

Team: KAZ - Kazakhstan (blue)

Head Coach: STARYGIN Sergey

S1 20 SMOLNIKOV Mikhail		
1 KUDRYAVTSEV Sergey		
S2 4 GULYAKOV Ilya	S3 18 KURSHUK Alexandr +A	
S4 8 ZYATKOV Pavel	S5 22 KACHULIN Mikhail	S6 23 KOVZALOV Ilya
5 ISHMAMETYEV Alexey		6 AKHMETOV Daniyar +C
9 NESTEROV German	17 YELAKOV Vladislav	16 SAFIN Renat
10 GREBENCHSHIKOV Vladimir		11 KENBAYEV Daulet
7 POPOVICH Yulian	12 ANTSIFEROV Alexey	19 BELGIBAYEV Nursultan +A
		3 IVASHIN Viktor
2 GOROZHANINOV Ilya	24 FEDOSSENKO Vyacheslav	14 VOLOGODSKIY Alexandr

LEGEND

Sn Starting position

+A Assistant captain

+C Captain

Timing and Results provided by **TISSOT**



Game Summary

CZE - KAZ 1 - 2 (0 - 1, 0 - 1, 1 - 0)

Spectators	Referee(s)	Linesmen
2400	CAMPBELL Michael (CAN) , OSKIRKO Iurii (RUS)	AMBROSETTI Flavio (SUI) , VANOOSTEN Nathan (CAN)

Team Statistics

Period	Score	SVS	SOG	PIM	TPP	PPG	SHG
1	0 : 1	4 : 12	12 : 5	4 : 2	02:00 : 04:00	0 : 0	0 : 0
2	0 : 1	1 : 15	15 : 2	2 : 10	07:12 : 00:34	0 : 0	0 : 0
3	1 : 0	6 : 13	14 : 6	8 : 0	00:00 : 06:55	0 : 0	0 : 0
Total	1 : 2	11 : 40	41 : 13	14 : 12	09:12 : 11:29	0 : 0	0 : 0

1st Period

Action	Time	ET/Res	Team	Type	No	Name	(G)	Name of Assistant(s) / Action Description
GK	00:00		CZE		2	POLIVKA P		- Goalkeeper in
GK	00:00		KAZ		20	SMOLNIKOV M		- Goalkeeper in
Penalty	05:46	07:46	CZE	2 min.	5	NOVAK D		- Hooking
Goal	12:16	0 : 1	KAZ	EQ	12	ANTSIFEROV A	(1)	On Ice CZE 2 7 11 12 13 24 KAZ 20 10 11 12 17 19
Penalty	13:07	15:07	KAZ	2 min.	10	GREBENCHSHIKOV V		- High Sticking
Penalty	16:21	18:21	CZE	2 min.	7	DALECKY J		- Boarding

2nd Period

Action	Time	ET/Res	Team	Type	No	Name	(G)	Name of Assistant(s) / Action Description
Penalty	25:10	27:10	KAZ	2 min.	4	GULYAKOV I		- Holding an opponent
Goal	28:17	0 : 2	KAZ	EQ	8	ZYATKOV P	(2)	On Ice CZE 2 7 8 11 12 24 KAZ 20 4 8 18 22 23
Penalty	29:53	31:53	KAZ	2 min.	18	KURSHUK A		- Hooking
Penalty	34:38	36:38	KAZ	2 min.	18	KURSHUK A		- Kneeing
Penalty	35:36	37:36	KAZ	2 min.	19	BELGIBAYEV N		- Delaying the Game
Penalty	37:16	39:16	KAZ	2 min.	18	KURSHUK A		- High Sticking
Penalty	37:50	39:50	CZE	2 min.	20	GUTWALD M		- Kneeing

3rd Period

Action	Time	ET/Res	Team	Type	No	Name	(G)	Name of Assistant(s) / Action Description
Penalty	41:33	43:33	CZE	2 min.	14	STEINER D		- Kneeing
Penalty	46:22	48:22	CZE	2 min.	12	SVARICEK F		- Tripping
Goal	51:18	1 : 2	CZE	EQ	19	SKOLOUD P	(3)	On Ice CZE 2 4 19 21 23 25 KAZ 20 5 6 9 16 17
Penalty	56:19	58:19	CZE	2 min.	19	SKOLOUD P		- Tripping
Time-out	58:44		CZE					
Penalty	59:05	60:00	CZE	2 min.	-	Team penalty		- Too Many Men / Served by: 10 ARNOST D
Time-out	59:05		KAZ					
GK	59:21		CZE					2 POLIVKA P - Goalkeeper out
GK	60:00		KAZ					20 SMOLNIKOV M - Goalkeeper out

Goalkeeper Records

Team : CZE - Czech Republic

No	Name	SOG	SVS	MIP
2	POLIVKA Patrik	13	11	59:21
1	SLAMA Jiri			

Team : KAZ - Kazakhstan


No	Name	SOG	SVS	MIP
20	SMOLNIKOV Mikhail	41	40	60:00
1	KUDRYAVTSEV Sergey			

Game Statistics

Team : CZE (white)

Head Coach : LISKA Jaroslav

No	Pos	Name	G	A	P	PIM	FO+	FO-	FO+/-	FO%	Shots on Goal				TS	+/-
											1	2	3	OT		
7	D	DALECKY Jan +A	0	0	0	2	11	7	4	61.11	2	1	0		3	-2
8	F	MULLER Jan	0	0	0	0	0	0	0	0.00	0	4	1		5	-1

Timing and Results provided by  TISSOT



Head Coach : LISKA Jaroslav		Shots on Goal														
No	Pos	Name	G	A	P	PIM	FO+	FO-	FO+/-	FO%	1	2	3	OT	TS	+/-
14	D	STEINER Dominik +C	0	0	0	2	0	0	0	0.00	1	0	1		2	0
20	D	GUTWALD Michal	0	0	0	2	0	0	0	0.00	1	0	1		2	0
24	F	ZACHAR David	0	0	0	0	2	2	0	50.00	1	0	0		1	-2
11	D	KOLDA Josef +A	0	0	0	0	0	0	0	0.00	0	0	0		0	-2
12	D	SVARICEK Filip	0	0	0	2	0	0	0	0.00	0	1	1		2	-2
13	F	VANEK Rostislav	0	0	0	0	0	0	0	0.00	0	0	2		2	-1
17	D	BRZOBOHATY Michal	0	0	0	0	1	0	1	100.00	1	0	2		3	0
18	D	VRANA Lukas	0	0	0	0	13	2	11	86.67	0	2	0		2	0
4	F	MATEJKA Filip	0	1	1	0	8	3	5	72.73	0	0	0		0	+1
19	F	SKOLOUD Petr	1	0	1	2	2	3	-1	40.00	1	0	1		2	+1
21	F	VALASEK Milan	0	0	0	0	0	2	-2	0.00	0	2	1		3	+1
23	D	PESLAR Jakub	0	0	0	0	0	0	0	0.00	2	3	1		6	+1
25	D	SKVOR Jan	0	0	0	0	0	0	0	0.00	1	0	1		2	+1
3	F	STASTNY Tomas	0	0	0	0	0	0	0	0.00	0	0	0		0	0
5	F	NOVAK Dominik	0	0	0	2	0	0	0	0.00	2	1	1		4	0
9	F	HUCKO Petr	0	0	0	0	1	2	-1	33.33	0	0	0		0	0
10	F	ARNOST Daniel	0	0	0	0	6	3	3	66.67	0	1	1		2	0
15	D	ZBORIL Mikulas	0	0	0	0	0	0	0	0.00	0	0	0		0	0
1	GK	SLAMA Jiri	0	0	0	0					0	0	0		0	
2	GK	POLIVKA Patrik	0	0	0	0					0	0	0		0	
Total			1	1	2	12	44	24	20	64.71	12	15	14		41	

Team : KAZ (blue)

Head Coach : STARYGIN Sergey		Shots on Goal														
No	Pos	Name	G	A	P	PIM	FO+	FO-	FO+/-	FO%	1	2	3	OT	TS	+/-
4	D	GULYAKOV Ilya	0	1	1	2	0	0	0	0.00	0	0	1		1	+1
8	F	ZYATKOV Pavel	1	0	1	0	5	6	-1	45.45	0	1	1		2	+1
18	D	KURSHUK Alexandr +A	0	0	0	6	0	0	0	0.00	1	0	0		1	+1
22	F	KACHULIN Mikhail	0	1	1	0	1	0	1	100.00	2	0	1		3	+1
23	F	KOVZALOV Ilya	0	0	0	0	4	13	-9	23.53	0	0	1		1	+1
5	D	ISHMAMETYEV Alexey	0	0	0	0	0	0	0	0.00	0	0	0		0	-1
6	D	AKHMETOV Daniyar +C	0	0	0	0	0	0	0	0.00	0	0	0		0	-1
9	F	NESTEROV German	0	0	0	0	1	2	-1	33.33	0	1	1		2	-1
16	F	SAFIN Renat	0	0	0	0	0	0	0	0.00	0	0	0		0	-1
17	F	YELAKOV Vladislav	0	0	0	0	3	10	-7	23.08	0	0	1		1	0
7	F	POPOVICH Yulian	0	0	0	0	0	0	0	0.00	0	0	0		0	0
10	D	GREBENCHSHIKOV Vladimir	0	0	0	2	0	0	0	0.00	0	0	0		0	+1
11	D	KENBAYEV Daulet	0	0	0	0	0	0	0	0.00	0	0	0		0	+1
12	F	ANTSIFEROV Alexey	1	0	1	0	6	9	-3	40.00	1	0	0		1	+1
19	F	BELGIBAYEV Nursultan +A	0	0	0	2	1	0	1	100.00	0	0	0		0	+1
2	D	GOROZHANINOV Ilya	0	0	0	0	0	0	0	0.00	1	0	0		1	0
3	D	IVASHIN Viktor	0	0	0	0	0	0	0	0.00	0	0	0		0	0
14	F	VOLOGODSKIY Alexandr	0	0	0	0	0	0	0	0.00	0	0	0		0	0
24	F	FEDOSSENKO Vyacheslav	0	0	0	0	3	4	-1	42.86	0	0	0		0	0
1	GK	KUDRYAVTSEV Sergey	0	0	0	0					0	0	0		0	
20	GK	SMOLNIKOV Mikhail	0	0	0	0					0	0	0		0	
Total			2	2	4	12	24	44	-20	35.29	5	2	6		13	

LEGEND

(G) Goals in tournament	+/- Plus/minus net	+A Assistant captain	+C Captain
A Assists	D Defence	EQ Equal strength	ET/Res Penalty end time/Result of game
F Forward	FO- Face-offs lost	FO% Face-offs won as percentage	FO+ Face-offs won
FO+/- Face-offs net	G Goals	GK Goalkeeper	MIP Minutes in play (GK)
No Jersey number	OT Overtime	P Points	PIM Penalties in minutes
Pos Position	PPG Power play goals	SHG Shorthanded goals	SOG Shots on goal
SVS Saves	TPP Time on power play	TS Total shots	



Shot Chart

CZE - KAZ

Shots by KAZ

Goals (o): 1 SSG (+): 4
SSP (-): 5 SPG (-): 1



GK 2 of CZE

Shots by CZE

Goals (o): 0 SSG (+): 15
SSP (-): 7 SPG (-): 3



GK 20 of KAZ

Shots by KAZ

Goals (o): 0 SSG (+): 6
SSP (-): 5 SPG (-): 3



GK 2 of CZE

LEGEND

GK Goalkeeper **SPG** Shots past goal **SSG** Shots saved by goalkeeper **SSP** Shots saved by player

Shots by CZE

Goals (o): 0 SSG (+): 12
SSP (-): 3 SPG (-): 7



GK 20 of KAZ

Shots by KAZ

Goals (o): 1 SSG (+): 1
SSP (-): 1 SPG (-): 1



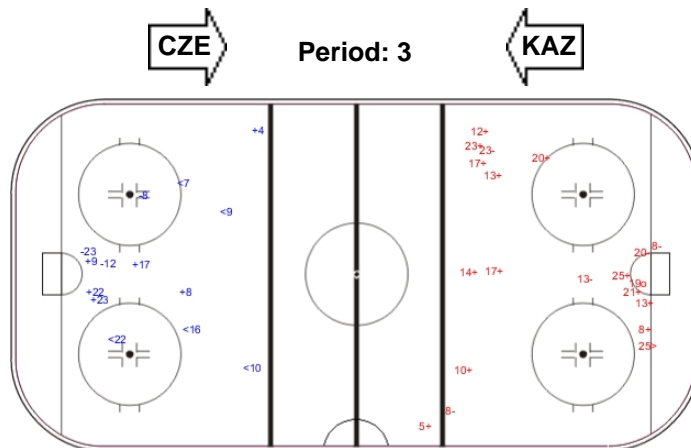
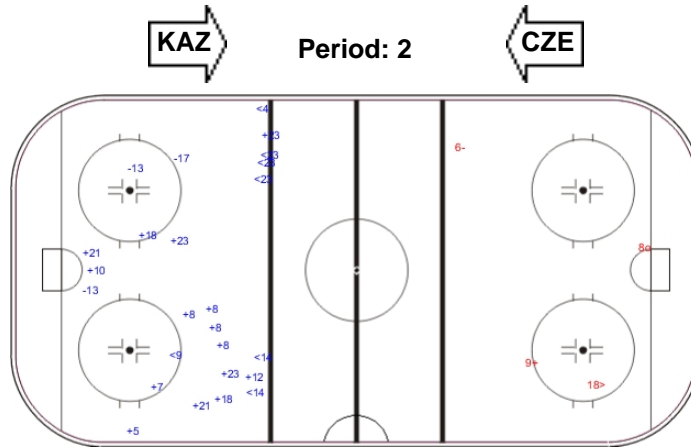
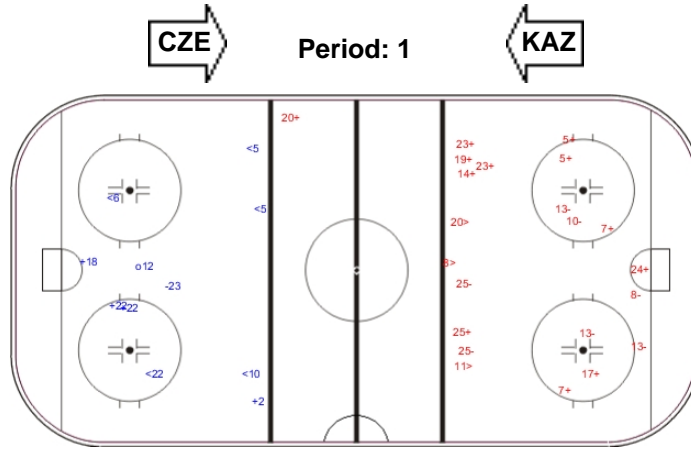
GK 2 of CZE

Shots by CZE

Goals (o): 1 SSG (+): 13
SSP (-): 1 SPG (-): 5



GK 20 of KAZ





Face-off Chart

CZE - KAZ

PERIOD 1

	CZE		KAZ		CZE		KAZ							
	Def. zone	Att. zone	Neutral zone	Neutral zone	Att. zone	Def. zone	Def. zone							
	+ 4	- 12	+ 7	- 23	+ 7	- 23	- 7	+ 23	Total wins all zones					
	+ 24	- 8	+ 4	- 12	- 7	+ 23	+ 10	- 24						
	+ 18	- 12	- 10	+ 24	+ 10	- 24	+ 10	- 8						
	- 4	+ 8	- 4	+ 24	+ 10	- 8	- 10	+ 23						
	+ 18	- 8	- 18	+ 24	- 10	+ 23	+ 18	- 17						
			+ 7	- 24	+ 18	- 17	+ 18	- 12						
					+ 7	- 23	+ 7	- 23						
					+ 18	- 12	+ 18	- 12						
					+ 19	- 23	+ 19	- 23						
					+ 4	- 17	+ 4	- 17						
					+ 10	- 12	+ 10	- 12						
Total wins / period	4 / 80%	1 / 20%	3 / 50%	3 / 50%	10 / 83%	2 / 17%				<table border="1"> <thead> <tr> <th>CZE</th> <th>KAZ</th> </tr> </thead> <tbody> <tr> <td>17 / 74%</td> <td>6 / 26%</td> </tr> </tbody> </table>	CZE	KAZ	17 / 74%	6 / 26%
CZE	KAZ													
17 / 74%	6 / 26%													

PERIOD 2

	CZE		KAZ		CZE		KAZ							
	Def. zone	Att. zone	Neutral zone	Neutral zone	Att. zone	Def. zone	Def. zone							
	+ 18	- 8	- 7	+ 8	- 7	+ 12	+ 17	- 23	Total wins all zones					
	+ 7	- 24	+ 18	- 17	+ 17	- 23	- 7	+ 8						
	+ 7	- 23	+ 7	- 8	- 7	+ 8	- 9	+ 12						
	- 19	+ 17	+ 18	- 17	- 9	+ 12	+ 18	- 23						
	+ 4	- 9	- 10	+ 17	+ 18	- 23	+ 24	- 17						
			+ 10	- 23	+ 18	- 24	+ 18	- 24						
			- 7	+ 17	+ 18	- 9	- 7	+ 12						
					- 24	+ 22	- 24	+ 22						
					+ 18	- 23	+ 18	- 23						
					+ 7	- 12	+ 7	- 12						
Total wins / period	4 / 80%	1 / 20%	4 / 57%	3 / 43%	7 / 58%	5 / 42%				<table border="1"> <thead> <tr> <th>CZE</th> <th>KAZ</th> </tr> </thead> <tbody> <tr> <td>15 / 63%</td> <td>9 / 37%</td> </tr> </tbody> </table>	CZE	KAZ	15 / 63%	9 / 37%
CZE	KAZ													
15 / 63%	9 / 37%													

PERIOD 3



	CZE		KAZ		CZE		KAZ						
	Def. zone	Att. zone	Neutral zone		Att. zone	Def. zone							
	- 21	+ 12	- 7	+ 23	- 18	+ 19			Total wins all zones				
	+ 10	- 23	+ 18	- 17	- 21	+ 9							
	- 4	+ 23	+ 19	- 17	+ 7	- 12							
	+ 4	- 8	+ 7	- 23	+ 9	- 17							
	- 19	+ 8	+ 4	- 23	- 19	+ 12							
	+ 10	- 17			- 9	+ 12							
	+ 7	- 12											
	- 24	+ 8											
	+ 4	- 17											
	+ 4	- 23											
Total wins / period	6 / 60%	4 / 40%	4 / 80%	1 / 20%	2 / 33%	4 / 67%				<table border="1"> <thead> <tr> <th>CZE</th> <th>KAZ</th> </tr> </thead> <tbody> <tr> <td>12 / 57%</td> <td>9 / 43%</td> </tr> </tbody> </table>	CZE	KAZ	12 / 57%
CZE	KAZ												
12 / 57%	9 / 43%												

TOTAL

	CZE		KAZ		CZE		KAZ						
	Def. zone	Att. zone	Neutral zone		Att. zone	Def. zone							
Total wins / game	14 / 70%	6 / 30%	11 / 61%	7 / 39%	19 / 63%	11 / 37%			<table border="1"> <thead> <tr> <th>CZE</th> <th>KAZ</th> </tr> </thead> <tbody> <tr> <td>44 / 65%</td> <td>24 / 35%</td> </tr> </tbody> </table>	CZE	KAZ	44 / 65%	24 / 35%
CZE	KAZ												
44 / 65%	24 / 35%												




HEAD TO HEAD

		KAZ								Tot	wins CZE	Dz	Nz	Az
No.	8	9	12	17	19	22	23	24						
CZE	4	1 - 1	1 - 0	2 - 0	2 - 0			2 - 1	0 - 1	11	8 73%	5 71%	2 67%	1 100%
	7	1 - 2		3 - 2	0 - 1			5 - 2	2 - 0	18	11 61%	3 100%	4 57%	4 50%
	9			0 - 2	1 - 0					3	1 33%			1 33%
	10	1 - 0		1 - 0	1 - 1			2 - 1	1 - 1	9	6 67%	2 100%	1 33%	3 75%
	17							1 - 0		1	1 100%			1 100%
	18	2 - 0	1 - 0	3 - 0	4 - 0	0 - 1		2 - 0	1 - 1	15	13 87%	3 100%	3 75%	7 88%
	19	0 - 1		0 - 1	1 - 1			1 - 0		5	2 40%	0 0%	1 100%	1 50%
	21		0 - 1	0 - 1						2	0 0%	0 0%		0 0%
	24	1 - 1			1 - 0		0 - 1			4	2 50%	1 50%		1 50%
Tot	11	3	15	13	1	1	17	7	68	44 65%	14 70%	11 61%	19 63%	
wins KAZ	5 45%	1 33%	6 40%	3 23%	1 100%	1 100%	4 24%	3 43%	24 35%					
Dz	1 50%	1 50%	5 50%	0 0%	1 100%	1 100%	2 25%	0 0%	11 37%					
Nz	1 50%		0 0%	2 33%			1 20%	3 75%	7 39%					
Az	3 43%	0 0%	1 25%	1 33%			1 25%	0 0%	6 30%					

LEGEND

Az Attacking zone **Dz** Defending zone **Nz** Neutral zone **Tot** Total face-offs played

Timing and Results provided by  TISSOT



Game Roster

RUS - SVK

Referee(s)

BJALKANDER Patric (SWE) , HEIKKINEN Lassi (FIN)

Linesmen

AMBROSETTI Flavio (SUI) , VANOOSTEN Nathan (CAN)

Goalkeepers

Team: RUS

No	Name	GP	MIP	GA	SVS	SOG	SVS%	GAA
1	EVDOKIMOV Gleb	3	120:00	6	28	34	82.35	3.00
20	BELOV Sergey	3	60:00	0	14	14	100.00	0.00

Team Roster

Team: RUS (red)

No	Pos	Name	GP	G	A	PTS	PIM	+/-
1	GK	EVDOKIMOV Gleb	3	0	0	0	0	
2	D	VASILYEV Valerii	3	0	0	0	0	+5
8	F	GIMATOV Eduard	3	2	1	3	4	+3
9	F	GORDEEV Artem	3	0	1	1	0	+4
11	D	AKISHIN Dmitrii	3	0	0	0	0	+4
12	D	CHEREPANOV Nikita	3	0	1	1	2	+1
13	F	TORCHENYUK Alexander +C	3	0	2	2	2	+3
14	F	KLIMCHUK Mikhail +A	3	2	2	4	0	+3
15	F	ALESHIN Egor	3	0	2	2	2	+2
16	F	LEBEDEV Alexander	3	1	5	6	4	+5
17	F	FEDOROV Artem	3	3	4	7	0	+3
19	D	RAFIKOV Rushan +A	3	1	1	2	6	+6
20	GK	BELOV Sergey	3	0	0	0	0	
21	F	SOLOVYEV Evgeny	3	0	2	2	2	+2
22	F	BARBASHEV Sergey	3	3	1	4	2	+4
23	D	MASLOV Kirill	3	0	0	0	0	+1
24	F	KRIVCHENKO Egor	3	2	2	4	0	+3
25	D	BOLSHAKOV Alexander	3	0	0	0	0	+5
26	F	PETRAKOV Ivan	3	3	2	5	0	+5
27	F	SHINGAREEV Timur	3	1	1	2	0	+6
28	D	VIKSNA Evgeny	3	2	1	3	0	+7
29	F	LEE Oleg	3	1	2	3	0	+5

Head Coach: UVAEV Viacheslav

Team: SVK

No	Name	GP	MIP	GA	SVS	SOG	SVS%	GAA
1	HALO Juraj	3	120:00	3	37	40	92.50	1.50
2	ZIAK Jan	3	60:00	6	43	49	87.76	6.00


Team: SVK (white)

No	Pos	Name	GP	G	A	PTS	PIM	+/-
1	GK	HALO Juraj	3	0	0	0	0	
2	GK	ZIAK Jan	3	0	0	0	0	
6	F	UHNAK Martin	3	3	3	6	6	+3
9	D	KOPECKY Peter	3	0	3	3	0	+5
10	F	HUS Roman	3	0	0	0	2	0
11	F	KETNER Nicolas	3	2	1	3	2	+1
12	D	PALOVIC Patrik	3	0	1	1	2	+3
13	D	RUSINA Tomas +A	3	1	2	3	2	+4
14	F	BACA Kristian	3	1	0	1	2	+1
15	F	TRENCAN Matus	3	1	2	3	4	+3
16	F	ZLOCHA Jan +A	3	2	1	3	2	+3
17	F	PIACKA Edmund +C	3	2	3	5	6	+4
18	D	SUCHARDA Andrej	3	0	1	1	2	+1
19	F	GAPA Peter	3	3	2	5	2	+3
20	F	MIHALIK Denis	3	2	3	5	2	+4
22	F	PARDAVY Jan	3	1	2	3	2	+1
23	F	MARUSIAK Marek	3	0	3	3	0	+1
25	F	KENTOS Jozef	2	0	0	0	0	+1
26	D	SZABO Patrik	3	0	2	2	0	+1
27	D	LUNTER Peter	3	2	1	3	2	+4
28	F	BUDIAK Matus	3	1	0	1	0	-1
29	D	NOCIAR Denis	3	0	0	0	0	+2

Head Coach: VYBOH Andrej

LEGEND

A Assists	D Defence	F Forward	G Goals
GA Goals against	GAA Goals against as average per 60 minutes	GK Goalkeeper	GP Games played
MIP Minutes and seconds played	No Jersey number	PIM Penalties in minutes	Pos Position
PTS Points	SOG Shots on goal	SVS Saves	SVS% Saves in percentage
+/- Plus/minus net	+A Assistant captain	+C Captain	

Timing and Results provided by 



Line-ups

RUS - SVK

Referee(s)

BJALKANDER Patric (SWE) , HEIKKINEN Lassi (FIN)

Linesmen

AMBROSETTI Flavio (SUI) , VANOOSTEN Nathan (CAN)

Goalkeepers

Team: RUS

No	Name
----	------

20	BELOV Sergey
1	EVDOKIMOV Gleb

Team Line-ups

Team: RUS (red)

No	Pos	Name
----	-----	------

11	D	AKISHIN Dmitrii
28	D	VIKSNA Evgeny
13	F	TORCHENYUK Alexander +C
22	F	BARBASHEV Sergey
29	F	LEE Oleg
2	D	VASILYEV Valerii
19	D	RAFIKOV Rushan +A
8	F	GIMATOV Eduard
16	F	LEBEDEV Alexander
26	F	PETRAKOV Ivan
25	D	BOLSHAKOV Alexander
9	F	GORDEEV Artem
14	F	KLIMCHUK Mikhail +A
21	F	SOLOVYEV Evgeny
27	F	SHINGAREEV Timur
12	D	CHEREPANOV Nikita
23	D	MASLOV Kirill
15	F	ALESHIN Egor
17	F	FEDOROV Artem
24	F	KRIVCHENKO Egor

Head Coach: UVAEV Viacheslav

Team: SVK

No	Name
----	------

1	HALO Juraj
2	ZIAK Jan

Team: SVK (white)


No	Pos	Name
----	-----	------

27	D	LUNTER Peter
6	F	UHNAK Martin
11	F	KETNER Nicolas
17	F	PIACKA Edmund +C
20	F	MIHALIK Denis
9	D	KOPECKY Peter
13	D	RUSINA Tomas +A
10	F	HUS Roman
19	F	GAPA Peter
22	F	PARDAVY Jan
12	D	PALOVIC Patrik
29	D	NOCIAR Denis
15	F	TRENCAN Matus
16	F	ZLOCHA Jan +A
23	F	MARUSIAK Marek
18	D	SUCHARDA Andrej
26	D	SZABO Patrik
14	F	BACA Kristian
25	F	KENTOS Jozef
28	F	BUDIAC Matus

Head Coach: VYBOH Andrej

LEGEND

D	Defence	F	Forward	No	Jersey number	Pos	Position
+A	Assistant captain	+C	Captain				

Timing and Results provided by 



Graphical Line-ups

RUS - SVK

Referee(s)

BJALKANDER Patric (SWE) , HEIKKINEN Lassi (FIN)

Linesmen

AMBROSETTI Flavio (SUI) , VANOOSTEN Nathan (CAN)

Team: RUS - Russian Federation (red)

Head Coach: UVAEV Viacheslav

S1 20 BELOV Sergey		
1 EVDOKIMOV Gleb		
S2 11 AKISHIN Dmitrii	S3 28 VIKSNA Evgeny	
S5 22 BARBASHEV Sergey	S4 13 TORCHENYUK Alexander +C	S6 29 LEE Oleg
19 RAFIKOV Rushan +A		2 VASILYEV Valerii
8 GIMATOV Eduard	26 PETRAKOV Ivan	16 LEBEDEV Alexander
25 BOLSHAKOV Alexander		27 SHINGAREEV Timur
21 SOLOVYEV Evgeny	9 GORDEEV Artem	14 KLIMCHUK Mikhail +A
12 CHEREPANOV Nikita		23 MASLOV Kirill
17 FEDOROV Artem	24 KRIVCHENKO Egor	15 ALESHIN Egor

Team: SVK - Slovakia (white)

Head Coach: VYBOH Andrej

S1 1 HALO Juraj		
2 ZIAK Jan		
S2 11 KETNER Nicolas	S3 27 LUNTER Peter	
S5 17 PIACKA Edmund +C	S6 20 MIHALIK Denis	S4 6 UHNAK Martin
13 RUSINA Tomas +A		9 KOPECKY Peter
22 PARDAVY Jan	10 HUS Roman	19 GAPA Peter
12 PALOVIC Patrik		29 NOCIAR Denis
16 ZLOCHA Jan +A	23 MARUSIAK Marek	15 TRENCAN Matus
14 BACA Kristian		18 SUCHARDA Andrej
28 BUDIAK Matus	25 KENTOS Jozef	26 SZABO Patrik

LEGEND

Sn Starting position

+A Assistant captain

+C Captain

Timing and Results provided by **TISSOT**



Game Summary

RUS - SVK 7 - 0 (3 - 0 , 0 - 0 , 4 - 0)

Spectators	Referee(s)	Linesmen
300	BJALKANDER Patric (SWE) , HEIKKINEN Lassi (FIN)	AMBROSETTI Flavio (SUI) , VANOOSTEN Nathan (CAN)

Team Statistics

Period	Score	SVS	SOG	PIM	TPP	PPG	SHG
1	3 : 0	4 : 15	18 : 4	0 : 6	05:19 : 00:00	1 : 0	0 : 0
2	0 : 0	14 : 7	7 : 14	4 : 0	00:00 : 03:58	0 : 0	0 : 0
3	4 : 0	5 : 18	22 : 5	6 : 6	04:48 : 03:14	3 : 0	0 : 0
Total	7 : 0	23 : 40	47 : 23	10 : 12	10:07 : 07:12	4 : 0	0 : 0

1st Period

Action	Time	ET/Res	Team	Type	No	Name	(G)	Name of Assistant(s) / Action Description
GK	00:00		RUS		20	BELOV S		- Goalkeeper in
GK	00:00		SVK		1	HALO J		- Goalkeeper in
Penalty	02:03	04:03	SVK	2 min.	12	PALOVIC P		- High Sticking
Goal	08:37	1 : 0	RUS	EQ	8	GIMATOV E	(3)	26 PETRAKOV I On Ice RUS 20 2 8 16 19 26 SVK 1 12 15 19 23 29
Penalty	14:21	15:40	SVK	2 min.	25	KENTOS J		- Holding an opponent
Goal	15:40	2 : 0	RUS	PP1	24	KRIVCHENKO E	(3)	17 FEDOROV A 16 LEBEDEV A On Ice RUS 20 12 15 17 23 24 SVK 1 6 9 13 19 *
Goal	16:08	3 : 0	RUS	EQ	8	GIMATOV E	(4)	25 BOLSHAKOV A 16 LEBEDEV A On Ice RUS 20 8 16 19 25 26 SVK 1 12 15 16 23 29
Penalty	16:47	18:47	SVK	2 min.	20	MIHALIK D		- Hooking

2nd Period

Action	Time	ET/Res	Team	Type	No	Name	(G)	Name of Assistant(s) / Action Description
Penalty	35:19	37:19	RUS	2 min.	14	KLIMCHUK M		- Hooking
Penalty	38:02	40:02	RUS	2 min.	23	MASLOV K		- Holding an opponent

3rd Period

Action	Time	ET/Res	Team	Type	No	Name	(G)	Name of Assistant(s) / Action Description
Penalty	47:29	49:25	SVK	2 min.	12	PALOVIC P		- Slashing
Goal	49:25	4 : 0	RUS	PP1	24	KRIVCHENKO E	(4)	17 FEDOROV A On Ice RUS 20 12 17 23 24 27 SVK 1 11 19 25 27 *
Goal	50:46	5 : 0	RUS	EQ	8	GIMATOV E	(5)	16 LEBEDEV A 26 PETRAKOV I On Ice RUS 20 8 16 19 25 26 SVK 1 6 11 17 20 22
Time-out	50:46		SVK					
Penalty	51:32	53:32	RUS	2 min.	12	CHEREPANOV N		- Hooking
Penalty	52:05	54:05	RUS	2 min.	17	FEDOROV A		- Cross-Checking
Penalty	54:35	55:41	SVK	2 min.	19	GAPA P		- High Sticking
Goal	55:41	6 : 0	RUS	PP1	21	SOLOVYEV E	(1)	24 KRIVCHENKO E 23 MASLOV K On Ice RUS 20 19 21 23 24 27 SVK 1 6 11 17 22 *
Penalty	56:03	57:49	SVK	2 min.	9	KOPECKY P		- Hooking
Goal	57:49	7 : 0	RUS	PP1	28	VIKSNA E	(3)	8 GIMATOV E 19 RAFIKOV R On Ice RUS 20 8 16 19 25 28 SVK 1 13 18 20 28 *
Penalty	59:21	60:00	RUS	2 min.	17	FEDOROV A		- Tripping
GK	60:00		RUS					20 BELOV S - Goalkeeper out
GK	60:00		SVK					1 HALO J - Goalkeeper out

Goalkeeper Records

Team : RUS - Russian Federation

Team : SVK - Slovakia

No	Name	SOG	SVS	MIP	No	Name	SOG	SVS	MIP
20	BELOV Sergey	23	23	60:00	1	HALO Juraj	47	40	60:00
1	EVDOKIMOV Gleb				2	ZIAK Jan			

Game Statistics

Timing and Results provided by **TISSOT**



Team : RUS (red)

Head Coach : UVAEV Viacheslav

No	Pos	Name	G	A	P	PIM	FO+	FO-	FO+/-	FO%	Shots on Goal					+/-
											1	2	3	OT	TS	
11	D	AKISHIN Dmitrii	0	0	0	0	0	0	0	0.00	0	0	1		1	0
13	F	TORCHENYUK Alexander +C	0	0	0	0	12	5	7	70.59	0	0	0		0	0
22	F	BARBASHEV Sergey	0	0	0	0	1	0	1	100.00	0	1	0		1	0
28	D	VIKSNA Evgeny	1	0	1	0	0	0	0	0.00	1	0	2		3	0
29	F	LEE Oleg	0	0	0	0	0	0	0	0.00	1	1	1		3	0
2	D	VASILYEV Valerii	0	0	0	0	0	0	0	0.00	0	0	0		0	+1
8	F	GIMATOV Eduard	3	1	4	0	2	0	2	100.00	3	0	1		4	+3
16	F	LEBEDEV Alexander	0	3	3	0	0	0	0	0.00	0	1	1		2	+3
19	D	RAFIKOV Rushan +A	0	1	1	0	0	0	0	0.00	1	0	2		3	+3
26	F	PETRAKOV Ivan	0	2	2	0	9	5	4	64.29	0	0	1		1	+3
9	F	GORDEEV Artem	0	0	0	0	10	6	4	62.50	2	0	1		3	0
14	F	KLIMCHUK Mikhail +A	0	0	0	2	0	1	-1	0.00	2	0	0		2	0
21	F	SOLOVYEV Evgeny	1	0	1	0	0	1	-1	0.00	1	0	3		4	0
25	D	BOLSHAKOV Alexander	0	1	1	0	0	0	0	0.00	1	2	3		6	+2
27	F	SHINGAREEV Timur	0	0	0	0	0	0	0	0.00	0	0	1		1	0
12	D	CHEREPANOV Nikita	0	0	0	2	0	0	0	0.00	1	0	1		2	0
15	F	ALESHIN Egor	0	0	0	0	1	0	1	100.00	1	0	0		1	0
17	F	FEDOROV Artem	0	2	2	4	0	0	0	0.00	2	0	0		2	0
23	D	MASLOV Kirill	0	1	1	2	0	0	0	0.00	0	1	1		2	0
24	F	KRIVCHENKO Egor	2	1	3	0	14	4	10	77.78	2	1	3		6	0
1	GK	EVDOKIMOV Gleb	0	0	0	0					0	0	0		0	
20	GK	BELOV Sergey	0	0	0	0					0	0	0		0	
Total			7	12	19	10	49	22	27	69.01	18	7	22		47	

Team : SVK (white)


Head Coach : VYBOH Andrej

No	Pos	Name	G	A	P	PIM	FO+	FO-	FO+/-	FO%	Shots on Goal					+/-
											1	2	3	OT	TS	
6	F	UHNAK Martin	0	0	0	0	0	2	-2	0.00	0	1	0		1	-1
11	F	KETNER Nicolas	0	0	0	0	0	0	0	0.00	0	0	0		0	-1
17	F	PIACKA Edmund +C	0	0	0	0	1	1	0	50.00	0	0	0		0	-1
20	F	MIHALIK Denis	0	0	0	2	8	16	-8	33.33	0	2	1		3	-1
27	D	LUNTER Peter	0	0	0	0	0	0	0	0.00	0	0	1		1	0
9	D	KOPECKY Peter	0	0	0	2	0	0	0	0.00	0	1	0		1	0
10	F	HUS Roman	0	0	0	0	2	10	-8	16.67	0	0	0		0	0
13	D	RUSINA Tomas +A	0	0	0	0	0	0	0	0.00	0	1	1		2	0
19	F	GAPA Peter	0	0	0	2	1	6	-5	14.29	0	2	0		2	-1
22	F	PARDAVY Jan	0	0	0	0	0	0	0	0.00	1	0	1		2	-1
12	D	PALOVIC Patrik	0	0	0	4	0	0	0	0.00	0	4	0		4	-2
15	F	TRENCAN Matus	0	0	0	0	0	0	0	0.00	0	1	1		2	-2
16	F	ZLOCHA Jan +A	0	0	0	0	0	1	-1	0.00	0	0	0		0	-1
23	F	MARUSIAK Marek	0	0	0	0	1	4	-3	20.00	2	0	0		2	-2
29	D	NOCIAR Denis	0	0	0	0	0	0	0	0.00	0	0	0		0	-2
14	F	BACA Kristian	0	0	0	0	0	0	0	0.00	0	0	0		0	0
18	D	SUCHARDA Andrej	0	0	0	0	0	0	0	0.00	0	0	0		0	0
25	F	KENTOS Jozef	0	0	0	2	9	8	1	52.94	0	0	0		0	0
26	D	SZABO Patrik	0	0	0	0	0	0	0	0.00	0	0	0		0	0
28	F	BUDIAC Matus	0	0	0	0	0	1	-1	0.00	1	2	0		3	0
1	GK	HALO Juraj	0	0	0	0					0	0	0		0	
2	GK	ZIAK Jan	0	0	0	0					0	0	0		0	
Total			0	0	0	12	22	49	-27	30.99	4	14	5		23	



LEGEND

(G) Goals in tournament	* does not count for Plus/minus	+/- Plus/minus net	+A Assistant captain
+C Captain	A Assists	D Defence	EQ Equal strength
ET/Res Penalty end time/Result of game	F Forward	FO- Face-offs lost	FO% Face-offs won as percentage
FO+ Face-offs won	FO+/- Face-offs net	G Goals	GK Goalkeeper
MIP Minutes in play (GK)	No Jersey number	OT Overtime	P Points
PIM Penalties in minutes	Pos Position	PP1 Power play - 1 player	PPG Power play goals
SHG Shorthanded goals	SOG Shots on goal	SVS Saves	TPP Time on power play
TS Total shots			

Timing and Results provided by  **TISSOT**



Shot Chart

RUS - SVK

Shots by SVK

Goals (o): 0 SSG (+): 4
SSP (-): 3 SPG (-): 2



GK 20 of RUS

Shots by RUS

Goals (o): 0 SSG (+): 7
SSP (-): 5 SPG (-): 2



GK 1 of SVK

Shots by SVK

Goals (o): 0 SSG (+): 5
SSP (-): 2 SPG (-): 4



GK 20 of RUS

Shots by RUS

Goals (o): 3 SSG (+): 15
SSP (>): 5 SPG (-): 10



GK 1 of SVK

Shots by SVK

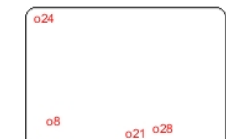
Goals (o): 0 SSG (+): 14
SSP (>): 4 SPG (-): 5



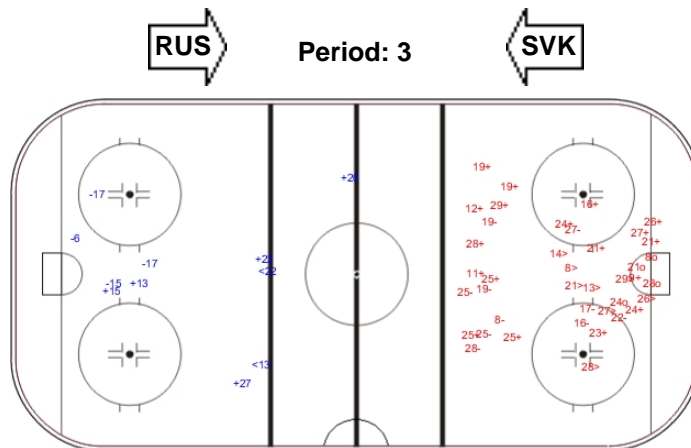
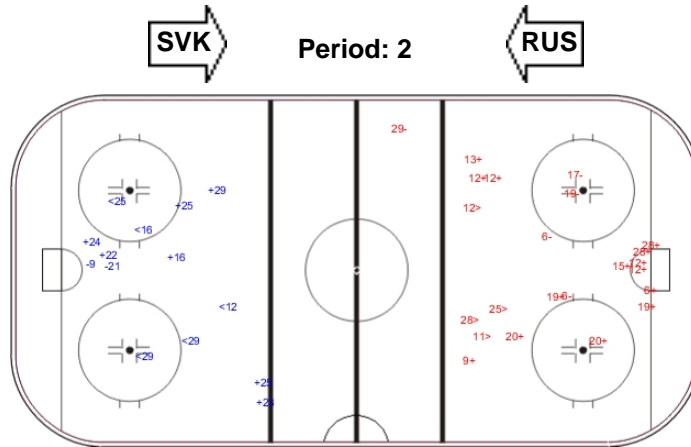
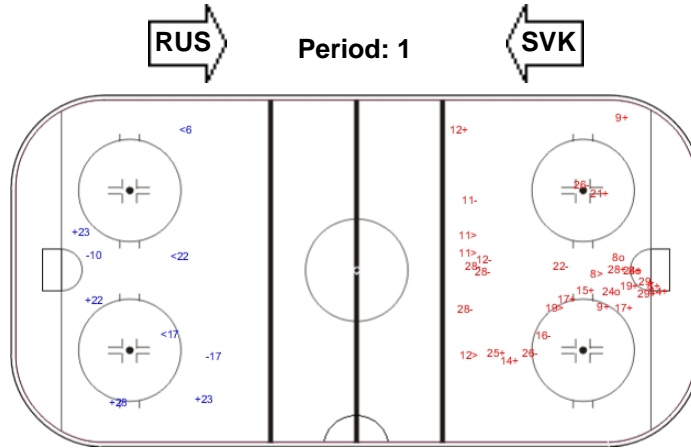
GK 20 of RUS

Shots by RUS

Goals (o): 4 SSG (+): 18
SSP (>): 8 SPG (-): 10



GK 1 of SVK



LEGEND

GK Goalkeeper **SPG** Shots past goal **SSG** Shots saved by goalkeeper **SSP** Shots saved by player

Timing and Results provided by **TISSOT**



Face-off Chart

RUS - SVK

PERIOD 1

	RUS		SVK		RUS		SVK		RUS		SVK		Total wins all zones
	Def. zone	Att. zone	Neutral zone	Neutral zone	Att. zone	Def. zone	Att. zone	Def. zone	Att. zone	Def. zone	Att. zone	Def. zone	
	+ 26	- 10	+ 13	- 20	- 9	+ 23							
	+ 15	- 25	+ 26	- 10	+ 24	- 23							
	+ 13	- 19	- 24	+ 20	+ 24	- 6							
	+ 9	- 25	+ 24	- 20	+ 13	- 20							
	+ 22	- 23	+ 24	- 20	+ 13	- 19							
	+ 24	- 19	- 9	+ 25	+ 24	- 19							
	- 9	+ 20	+ 24	- 20									
	+ 26	- 16	+ 13	- 10									
			+ 26	- 23									
			+ 9	- 20									
Total wins / period	7 / 88%	1 / 12%	8 / 80%	2 / 20%	5 / 83%	1 / 17%	20 / 83%	4 / 17%					


PERIOD 2

	RUS		SVK		RUS		SVK		RUS		SVK		Total wins all zones
	Def. zone	Att. zone	Neutral zone	Neutral zone	Att. zone	Def. zone	Att. zone	Def. zone	Att. zone	Def. zone	Att. zone	Def. zone	
	+ 13	- 20	+ 13	- 20	+ 9	- 23							
	+ 26	- 19	+ 9	- 20	- 9	+ 19							
	- 24	+ 10	- 9	+ 25	- 13	+ 20							
	- 24	+ 25	- 13	+ 20	- 26	+ 25							
	+ 24	- 25			+ 9	- 10							
	+ 24	- 10			- 13	+ 10							
	+ 8	- 25			- 26	+ 20							
	+ 24	- 20			+ 9	- 10							
	- 26	+ 25											
	+ 26	- 25											
	- 13	+ 25											
Total wins / period	7 / 64%	4 / 36%	2 / 50%	2 / 50%	3 / 38%	5 / 62%	12 / 52%	11 / 48%					

PERIOD 3

	RUS		SVK		RUS		SVK		RUS		SVK		Total wins all zones
	Def. zone	Att. zone	Neutral zone	Neutral zone	Att. zone	Def. zone	Att. zone	Def. zone	Att. zone	Def. zone	Att. zone	Def. zone	
	- 26	+ 25	+ 13	- 20	- 14	+ 20							
	+ 24	- 20	+ 26	- 10	- 21	+ 20							
	+ 24	- 19	+ 24	- 20	+ 9	- 25							
	+ 13	- 20	+ 24	- 25	- 9	+ 17							
	+ 13	- 28	+ 13	- 10	+ 26	- 6							
	- 13	+ 20	+ 9	- 25	+ 26	- 20							
			- 26	+ 25	+ 9	- 10							
			- 24	+ 25	+ 13	- 17							
			+ 9	- 10	+ 8	- 20							
Total wins / period	4 / 67%	2 / 33%	7 / 78%	2 / 22%	6 / 67%	3 / 33%	17 / 71%	7 / 29%					

TOTAL

Timing and Results provided by 



	RUS		SVK		RUS		SVK		Total wins all zones	
	Def. zone	Att. zone	Neutral zone		Att. zone	Def. zone			RUS	SVK
Total wins / game	18 / 72%	7 / 28%	17 / 74%	6 / 26%	14 / 61%	9 / 39%			49 / 69%	22 / 31%



HEAD TO HEAD

		SVK									Tot	wins RUS	Dz	Nz	Az
No.	6	10	16	17	19	20	23	25	28						
RUS	8					1 - 0		1 - 0			2	2 100%	1 100%		1 100%
	9		4 - 0		0 - 1	0 - 1	2 - 1	1 - 1	3 - 2		16	10 63%	1 50%	4 67%	5 63%
	13		2 - 1		1 - 0	2 - 0	6 - 3		0 - 1	1 - 0	17	12 71%	4 67%	5 83%	3 60%
	14						0 - 1				1	0 0%			0 0%
	15								1 - 0		1	1 100%	1 100%		
	21						0 - 1				1	0 0%			0 0%
	22							1 - 0			1	1 100%	1 100%		
	24	1 - 0	1 - 1			3 - 0	6 - 1	1 - 0	2 - 2		18	14 78%	6 75%	5 71%	3 100%
	26	1 - 0	3 - 0	1 - 0		1 - 0	1 - 1	1 - 0	1 - 4		14	9 64%	4 67%	3 75%	2 50%
Tot	2	12	1	2	7	24	5	17	1	71	49 69%	18 72%	17 74%	14 61%	
wins SVK	0 0%	2 17%	0 0%	1 50%	1 14%	8 33%	1 20%	9 53%	0 0%	22 31%					
Dz	0 0%	1 25%		1 50%	1 33%	4 57%	1 33%	1 50%		9 39%					
Nz		0 0%				2 18%	0 0%	4 67%		6 26%					
Az		1 33%	0 0%		0 0%	2 33%	0 0%	4 44%	0 0%	7 28%					

LEGEND

Az Attacking zone **Dz** Defending zone **Nz** Neutral zone **Tot** Total face-offs played

Timing and Results provided by **TISSOT**



Game Roster

CZE - KOR

Referee(s)

CAMPBELL Michael (CAN) , TZIRTZIGANIS Tim (BEL)

Goalkeepers

Team: CZE

No	Name	GP	MIP	GA	SVS	SOG	SVS%	GAA
1	SLAMA Jiri	3	00:00	0	0	0	0.00	0.00
2	POLIVKA Patrik	3	180:00	5	31	36	86.11	1.67

Team Roster

Team: CZE (white)

No	Pos	Name	GP	G	A	PTS	PIM	+/-
1	GK	SLAMA Jiri	3	0	0	0	0	
2	GK	POLIVKA Patrik	3	0	0	0	0	
3	F	STASTNY Tomas	3	1	2	3	2	+5
4	F	MATEJKA Filip	3	1	1	2	0	+3
5	F	NOVAK Dominik	3	0	0	0	0	+1
7	D	DALECKY Jan +A	3	4	3	7	2	+6
8	F	MULLER Jan	1	0	1	1	0	+3
9	F	HUCKO Petr	3	0	1	1	0	+2
10	F	ARNOST Daniel	3	1	3	4	2	+2
11	D	KOLDA Josef +A	3	1	2	3	0	+3
12	D	SVARICEK Filip	3	1	1	2	4	+4
13	F	VANEK Rostislav	3	4	0	4	0	+4
14	D	STEINER Dominik +C	3	0	2	2	2	+5
15	D	ZBORIL Mikulas	3	0	0	0	0	0
16	D	VOJACEK Filip	2	1	0	1	0	0
17	D	BRZOBOHATY Michal	3	0	3	3	0	+3
18	D	VRANA Lukas	3	0	2	2	0	+3
19	F	SKOLOUD Petr	3	1	1	2	0	+1
20	D	GUTWALD Michal	3	0	1	1	4	+4
21	F	VALASEK Milan	3	1	0	1	2	0
23	D	PESLAR Jakub	2	0	2	2	25	+1
24	F	ZACHAR David	3	4	2	6	4	+6
25	D	SKVOR Jan	3	0	3	3	0	+4

Head Coach: LISKA Jaroslav

Linesmen

ICHIKAWA Shunsuke (JPN) , TROBAJO NAVARRO Carlos (ESP)

Team: KOR

No	Name	GP	MIP	GA	SVS	SOG	SVS%	GAA
1	BAE Jangwoo	4	235:22	27	156	183	85.25	6.88
20	LEE Changmin	4	09:38	5	4	9	44.44	31.14


Team: KOR (blue)

No	Pos	Name	GP	G	A	PTS	PIM	+/-
1	GK	BAE Jangwoo	4	0	0	0	0	
2	F	BAN Hansoo	4	0	0	0	2	-7
3	F	LEE Dounggun	4	0	2	2	2	-3
4	F	LEE Sungjin +A	4	3	1	4	0	-4
6	D	LEE Seungwon	4	0	2	2	2	-5
7	D	YANG Sunghun	4	0	0	0	2	-6
8	F	CHO Hyeonkuk	4	0	0	0	0	-3
9	F	BYUNGGEUL Kang	1	0	0	0	0	-1
10	F	YOON Sangwon	4	1	3	4	2	-3
11	F	YU Shinchul	4	0	0	0	2	-6
12	F	HA Jaejun	4	1	0	1	2	-3
13	F	OH Seahn +C	4	2	0	2	2	-7
14	D	LEE Sungjun	4	0	0	0	0	-6
15	D	LEE Jaegyuu	4	0	0	0	0	-2
16	D	KIM Taegyum	4	0	1	1	2	-5
17	D	CHO Seokjun	4	0	0	0	0	-4
18	F	KANG Yoonseok	4	0	2	2	4	-7
19	F	JANG Hojun	4	0	0	0	0	-8
20	GK	LEE Changmin	4	0	0	0	0	
21	F	LIM Jinsoo	4	0	0	0	8	-7
22	D	HWANG Wootae +A	4	0	1	1	2	-2
23	D	HAN Geonhee	4	2	0	2	0	-7

Head Coach: KIM Heewoo

LEGEND

A Assists	D Defence	F Forward	G Goals
GA Goals against	GAA Goals against as average per 60 minutes	GK Goalkeeper	GP Games played
MIP Minutes and seconds played	No Jersey number	PIM Penalties in minutes	Pos Position
PTS Points	SOG Shots on goal	SVS Saves	SVS% Saves in percentage
+/- Plus/minus net	+A Assistant captain	+C Captain	

Timing and Results provided by  TISSOT



Line-ups

CZE - KOR

Referee(s)

CAMPBELL Michael (CAN) , TZIRTZIGANIS Tim (BEL)

Goalkeepers

Team: CZE

No Name

2 POLIVKA Patrik
1 SLAMA Jiri

Team Line-ups

Team: CZE (white)

No Pos Name

7 D	DALECKY Jan +A
14 D	STEINER Dominik +C
20 D	GUTWALD Michal
8 F	MULLER Jan
24 F	ZACHAR David
11 D	KOLDA Josef +A
12 D	SVARICEK Filip
17 D	BRZOBOHATY Michal
18 D	VRANA Lukas
13 F	VANEK Rostislav
23 D	PESLAR Jakub
25 D	SKVOR Jan
4 F	MATEJKA Filip
19 F	SKOLOUD Petr
21 F	VALASEK Milan
15 D	ZBORIL Mikulas
3 F	STASTNY Tomas
5 F	NOVAK Dominik
9 F	HUCKO Petr
10 F	ARNOST Daniel

Head Coach: LISKA Jaroslav

NOT DRESSED:

16 D VOJACEK Filip

Linesmen

ICHIKAWA Shunsuke (JPN) , TROBAJO NAVARRO Carlos (ESP)

Team: KOR

No Name

1 BAE Jangwoo
20 LEE Changmin

Team: KOR (blue)

No Pos Name

6 D	LEE Seungwon
23 D	HAN Geonhee
11 F	YU Shinchul
13 F	OH Seahn +C
18 F	KANG Yoonseok
16 D	KIM Taegyum
17 D	CHO Seokjun
3 F	LEE Dounggun
4 F	LEE Sungjin +A
10 F	YOON Sangwon
15 D	LEE Jaegyu
22 D	HWANG Wootae +A
8 F	CHO Hyeonkuk
12 F	HA Jaejun
19 F	JANG Hojun
7 D	YANG Sunghun
14 D	LEE Sungjun
2 F	BAN Hansoo
9 F	BYUNGGEUL Kang
21 F	LIM Jinsoo

Head Coach: KIM Heewoo

LEGEND

D	Defence	F	Forward	No	Jersey number	Pos	Position
+A	Assistant captain	+C	Captain				

Timing and Results provided by **TISSOT**



Graphical Line-ups

CZE - KOR

Referee(s)

CAMPBELL Michael (CAN) , TZIRTZIGANIS Tim (BEL)

Linesmen

ICHIKAWA Shunsuke (JPN) , TROBAJO NAVARRO Carlos (ESP)

Team: CZE - Czech Republic (white)

Head Coach: LISKA Jaroslav

S1 2 POLIVKA Patrik		
1 SLAMA Jiri		
S2 14 STEINER Dominik +C	S3 20 GUTWALD Michal	
S5 8 MULLER Jan	S4 7 DALECKY Jan +A	S6 24 ZACHAR David
11 KOLDA Josef +A		12 SVARICEK Filip
13 VANEK Rostislav	18 VRANA Lukas	17 BRZOBOHATY Michal
25 SKVOR Jan		23 PESLAR Jakub
21 VALASEK Milan	4 MATEJKA Filip	19 SKOLOUD Petr
3 STASTNY Tomas		15 ZBORIL Mikulas
9 HUCKO Petr	10 ARNOST Daniel	5 NOVAK Dominik

Team: KOR - Republic of Korea (blue)

Head Coach: KIM Heewoo

S1 1 BAE Jangwoo		
20 LEE Changmin		
S3 23 HAN Geonhee	S2 6 LEE Seungwon	
S6 18 KANG Yoonseok	S5 13 OH Seahn +C	S4 11 YU Shinchul
17 CHO Seokjun		16 KIM Taegyum
4 LEE Sungjin +A	10 YOON Sangwon	3 LEE Dounggun
22 HWANG Wootae +A		15 LEE Jaegyung
8 CHO Hyeonkuk	12 HA Jaejun	19 JANG Hojun
7 YANG Sunghun		14 LEE Sungjun
21 LIM Jinsoo	2 BAN Hansoo	9 BYUNGGEUL Kang

LEGEND

Sn Starting position

+A Assistant captain

+C Captain

Timing and Results provided by **TISSOT**



Game Summary

CZE - KOR 12 - 0 (5 - 0, 4 - 0, 3 - 0)

Spectators	Referee(s)	Linesmen
850	CAMPBELL Michael (CAN) , TZIRTZIGANIS Tim (BEL)	ICHIKAWA Shunsuke (JPN) , TROBAJO NAVARRO Carlos (ESP)

Team Statistics

Period	Score	SVS	SOG	PIM	TPP	PPG	SHG
1	5 : 0	2 : 12	17 : 2	0 : 2	00:27 : 00:00	1 : 0	0 : 0
2	4 : 0	1 : 22	26 : 1	2 : 4	01:36 : 00:22	2 : 0	0 : 0
3	3 : 0	10 : 13	16 : 10	4 : 2	02:00 : 05:38	0 : 0	0 : 0
Total	12 : 0	13 : 47	59 : 13	6 : 8	04:03 : 06:00	3 : 0	0 : 0

1st Period

Action	Time	ET/Res	Team	Type	No	Name	(G)	Name of Assistant(s) / Action Description
GK	00:00		CZE		2	POLIVKA P		- Goalkeeper in
GK	00:00		KOR		1	BAE J		- Goalkeeper in
Penalty	02:02	02:29	KOR	2 min.	12	HA J		- Delaying the Game
Goal	02:29	1 : 0	CZE	PP1	7	DALECKY J	(5)	On Ice CZE 2 7 8 14 20 24 * KOR 1 6 11 13 23
Goal	05:05	2 : 0	CZE	EQ	7	DALECKY J	(6)	21 VALASEK M On Ice CZE 2 7 14 20 21 24 KOR 1 11 14 18 21 23
Time-out	05:05		KOR					
Goal	14:51	3 : 0	CZE	EQ	8	MULLER J	(1)	14 STEINER D 24 ZACHAR D On Ice CZE 2 7 8 14 23 24 KOR 1 2 7 9 14 21
Goal	15:22	4 : 0	CZE	EQ	12	SVARICEK F	(2)	18 VRANA L On Ice CZE 2 11 12 13 17 18 KOR 1 6 11 13 18 23
Goal	16:26	5 : 0	CZE	EQ	10	ARNOST D	(2)	9 HUCKO P 5 NOVAK D On Ice CZE 2 5 9 10 14 20 KOR 1 13 15 17 19 22

2nd Period

Action	Time	ET/Res	Team	Type	No	Name	(G)	Name of Assistant(s) / Action Description
Penalty	20:56	21:38	KOR	2 min.	17	CHO S		- Holding an opponent
Goal	21:38	6 : 0	CZE	PP1	20	GUTWALD M	(1)	7 DALECKY J On Ice CZE 2 7 8 14 20 24 * KOR 1 8 12 15 22
Goal	26:37	7 : 0	CZE	EQ	5	NOVAK D	(1)	9 HUCKO P 10 ARNOST D On Ice CZE 2 5 9 10 14 20 KOR 1 8 12 16 17 19
Goal	32:55	8 : 0	CZE	EQ	8	MULLER J	(2)	20 GUTWALD M 24 ZACHAR D On Ice CZE 2 7 8 14 20 24 KOR 1 2 7 9 14 21
Penalty	37:02	37:56	KOR	2 min.	7	YANG S		- Tripping
Goal	37:56	9 : 0	CZE	PP1	8	MULLER J	(3)	24 ZACHAR D 20 GUTWALD M On Ice CZE 2 7 8 14 20 24 * KOR 1 6 11 18 23
Penalty	39:38	41:38	CZE	2 min.	5	NOVAK D		- Kneeing

3rd Period

Action	Time	ET/Res	Team	Type	No	Name	(G)	Name of Assistant(s) / Action Description
Goal	48:40	10 : 0	CZE	EQ	5	NOVAK D	(2)	9 HUCKO P On Ice CZE 2 5 9 10 15 25 KOR 1 6 7 9 14 21
Penalty	48:55	50:55	CZE	2 min.	7	DALECKY J		- Boarding
Penalty	52:31	54:31	KOR	2 min.	15	LEE J		- Slashing
Goal	54:58	11 : 0	CZE	EQ	19	SKOLOUD P	(2)	21 VALASEK M 25 SKVOR J On Ice CZE 2 4 15 19 21 25 KOR 1 12 15 18 19 22
Penalty	55:26	57:26	CZE	2 min.	10	ARNOST D		- High Sticking
Goal	59:35	12 : 0	CZE	EQ	18	VRANA L	(1)	17 BRZOBHATY M On Ice CZE 2 11 12 13 17 18 KOR 1 6 11 13 18 23
GK	60:00		CZE					2 POLIVKA P - Goalkeeper out
GK	60:00		KOR					1 BAE J - Goalkeeper out



Goalkeeper Records

Team : CZE - Czech Republic

Team : KOR - Republic of Korea

No	Name	SOG	SVS	MIP
2	POLIVKA Patrik	13	13	60:00
1	SLAMA Jiri			

No	Name	SOG	SVS	MIP
1	BAE Jangwoo	59	47	60:00
20	LEE Changmin			

Game Statistics

Team : CZE (white)

Head Coach : LISKA Jaroslav

No	Pos	Name	G	A	P	PIM	FO+	FO-	FO+/-	FO%	Shots on Goal					+/-
											1	2	3	OT	TS	
7	D	DALECKY Jan +A	2	1	3	2	12	5	7	70.59	2	3	0		5	+3
8	F	MULLER Jan	3	0	3	0	0	0	0	0.00	1	4	1		6	+2
14	D	STEINER Dominik +C	0	1	1	0	1	0	1	100.00	2	3	1		6	+5
20	D	GUTWALD Michal	1	2	3	0	0	0	0	0.00	0	1	0		1	+4
24	F	ZACHAR David	0	3	3	0	4	3	1	57.14	0	2	0		2	+3
11	D	KOLDA Josef +A	0	0	0	0	0	0	0	0.00	0	3	0		3	+2
12	D	SVARICEK Filip	1	0	1	0	0	0	0	0.00	1	1	0		2	+2
13	F	VANEK Rostislav	0	0	0	0	1	0	1	100.00	0	2	1		3	+2
17	D	BRZOBOHATY Michal	0	1	1	0	0	0	0	0.00	2	1	1		4	+2
18	D	VRANA Lukas	1	1	2	0	13	3	10	81.25	3	2	2		7	+2
4	F	MATEJKA Filip	0	0	0	0	7	7	0	50.00	0	1	0		1	+1
19	F	SKOLOUD Petr	1	0	1	0	0	1	-1	0.00	0	1	3		4	+1
21	F	VALASEK Milan	0	2	2	0	0	0	0	0.00	1	0	1		2	+2
23	D	PESLAR Jakub	0	0	0	0	0	0	0	0.00	1	0	0		1	+1
25	D	SKVOR Jan	0	1	1	0	0	0	0	0.00	0	0	1		1	+2
3	F	STASTNY Tomas	0	0	0	0	0	0	0	0.00	0	0	2		2	0
5	F	NOVAK Dominik	2	1	3	2	0	0	0	0.00	0	1	1		2	+3
9	F	HUCKO Petr	0	3	3	0	3	2	1	60.00	0	1	0		1	+3
10	F	ARNOST Daniel	1	1	2	2	5	5	0	50.00	4	0	1		5	+3
15	D	ZBORIL Mikulas	0	0	0	0	0	0	0	0.00	0	0	1		1	+2
1	GK	SLAMA Jiri	0	0	0	0					0	0	0		0	
2	GK	POLIVKA Patrik	0	0	0	0					0	0	0		0	
Total			12	17	29	6	46	26	20	63.89	17	26	16		59	

Team : KOR (blue)

Head Coach : KIM Heewoo

No	Pos	Name	G	A	P	PIM	FO+	FO-	FO+/-	FO%	Shots on Goal					+/-
											1	2	3	OT	TS	
6	D	LEE Seungwon	0	0	0	0	0	0	0	0.00	0	0	0		0	-3
11	F	YU Shinchul	0	0	0	0	1	0	1	100.00	0	0	2		2	-3
13	F	OH Seahn +C	0	0	0	0	6	17	-11	26.09	0	0	2		2	-3
18	F	KANG Yoonseok	0	0	0	0	0	0	0	0.00	0	0	2		2	-4
23	D	HAN Geonhee	0	0	0	0	0	0	0	0.00	0	0	0		0	-3
3	F	LEE Dounggun	0	0	0	0	0	0	0	0.00	1	0	0		1	0
4	F	LEE Sungjin +A	0	0	0	0	7	10	-3	41.18	0	0	0		0	0
10	F	YOON Sangwon	0	0	0	0	0	0	0	0.00	0	0	1		1	0
16	D	KIM Taegyum	0	0	0	0	1	0	1	100.00	0	0	0		0	-1
17	D	CHO Seokjun	0	0	0	2	0	0	0	0.00	0	0	0		0	-2
8	F	CHO Hyeonkuk	0	0	0	0	1	0	1	100.00	0	1	0		1	-1
12	F	HA Jaejun	0	0	0	2	4	8	-4	33.33	0	0	1		1	-2
15	D	LEE Jaegyuu	0	0	0	2	0	0	0	0.00	1	0	0		1	-2
19	F	JANG Hojun	0	0	0	0	2	2	0	50.00	0	0	0		0	-3
22	D	HWANG Wootae +A	0	0	0	0	0	0	0	0.00	0	0	0		0	-2
2	F	BAN Hansoo	0	0	0	0	4	9	-5	30.77	0	0	2		2	-2
7	D	YANG Sunghun	0	0	0	2	0	0	0	0.00	0	0	0		0	-3
9	F	BYUNGGEUL Kang	0	0	0	0	0	0	0	0.00	0	0	0		0	-3
14	D	LEE Sungjun	0	0	0	0	0	0	0	0.00	0	0	0		0	-4
21	F	LIM Jinsoo	0	0	0	0	0	0	0	0.00	0	0	0		0	-4
1	GK	BAE Jangwoo	0	0	0	0					0	0	0		0	

Timing and Results provided by 




Head Coach : KIM Heewoo

No	Pos	Name	G	A	P	PIM	FO+	FO-	FO+/-	FO%	Shots on Goal					+/-
											1	2	3	OT	TS	
20	GK	LEE Changmin	0	0	0	0					0	0	0		0	
Total			0	0	0	8	26	46	-20	36.11	2	1	10		13	

LEGEND

(G) Goals in tournament	* does not count for Plus/minus	+/- Plus/minus net	+A Assistant captain
+C Captain	A Assists	D Defence	EQ Equal strength
ET/Res Penalty end time/Result of game	F Forward	FO- Face-offs lost	FO% Face-offs won as percentage
FO+ Face-offs won	FO+/- Face-offs net	G Goals	GK Goalkeeper
MIP Minutes in play (GK)	No Jersey number	OT Overtime	P Points
PIM Penalties in minutes	Pos Position	PP1 Power play - 1 player	PPG Power play goals
SHG Shorthanded goals	SOG Shots on goal	SVS Saves	TPP Time on power play
TS Total shots			

Timing and Results provided by  TISSOT



Shot Chart

CZE - KOR

Shots by KOR

Goals (o): 0 SSG (+): 2
SSP (-): 2 SPG (-): 2



GK 2 of CZE

Shots by CZE


Goals (o): 4 SSG (+): 22
SSP (-): 10 SPG (-): 5



GK 1 of KOR

Shots by KOR


Goals (o): 0 SSG (+): 10
SSP (-): 2 SPG (-): 2



GK 2 of CZE

Shots by CZE


Goals (o): 5 SSG (+): 12
SSP (-): 8 SPG (-): 4



GK 1 of KOR

Shots by KOR

Goals (o): 0 SSG (+): 1
SSP (-): 0 SPG (-): 1



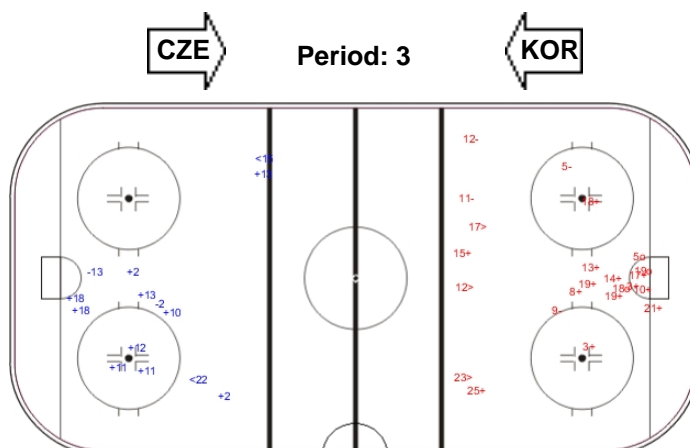
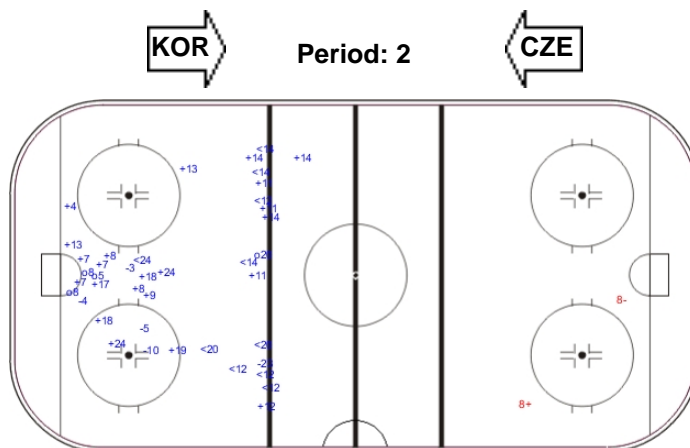
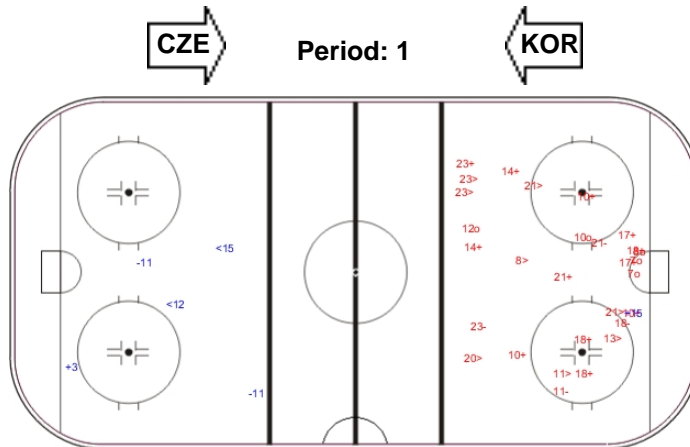
GK 2 of CZE

Shots by CZE

Goals (o): 3 SSG (+): 13
SSP (-): 3 SPG (-): 4



GK 1 of KOR



LEGEND			
GK	Goalkeeper	SPG	Shots past goal
SSG	Shots saved by goalkeeper	SSP	Shots saved by player

Timing and Results provided by **TISSOT**



Face-off Chart

CZE - KOR

PERIOD 1

CZE	KOR	CZE	KOR	CZE	KOR	Total wins all zones	
						CZE	KOR
Def. zone	Att. zone	Neutral zone		Att. zone	Def. zone		
+ 7	- 13	+ 7	- 13	- 24	+ 13		
- 10	+ 19	+ 18	- 4	+ 7	- 12		
+ 24	- 2	- 10	+ 4	- 4	+ 8		
		+ 4	- 13	+ 10	- 12		
		- 10	+ 4	+ 18	- 13		
		+ 7	- 2	+ 4	- 4		
		- 18	+ 13				
		+ 4	- 4				
		+ 7	- 12				
Total wins / period	2 / 67%	1 / 33%	6 / 67%	3 / 33%	4 / 67%	2 / 33%	12 / 67% 6 / 33%

PERIOD 2

CZE	KOR	CZE	KOR	CZE	KOR	Total wins all zones	
						CZE	KOR
Def. zone	Att. zone	Neutral zone		Att. zone	Def. zone		
+ 7	- 2	- 7	+ 13	+ 18	- 4		
+ 18	- 13	- 4	+ 2	+ 24	- 12		
		+ 7	- 13	+ 10	- 13		
		- 7	+ 2	- 9	+ 16		
		- 7	+ 2	+ 18	- 13		
		+ 18	- 13	- 9	+ 4		
		+ 18	- 13	- 7	+ 2		
		+ 9	- 12	+ 18	- 2		
		+ 4	- 4	- 18	+ 13		
				- 4	+ 12		
				+ 9	- 12		
				+ 7	- 2		
				- 4	+ 4		
				+ 24	- 19		
				+ 18	- 2		
				- 24	+ 11		
				- 10	+ 12		
Total wins / period	2 / 100%	0 / 0%	5 / 56%	4 / 44%	9 / 53%	8 / 47%	16 / 57% 12 / 43%

PERIOD 3

CZE	KOR	CZE	KOR	CZE	KOR	Total wins all zones	
						CZE	KOR
Def. zone	Att. zone	Neutral zone		Att. zone	Def. zone		
+ 14	- 4	+ 7	- 13	+ 7	- 13		
+ 10	- 4	+ 7	- 13	- 4	+ 4		
+ 24	- 13	+ 18	- 4	+ 4	- 12		
- 18	+ 13	- 7	+ 13	+ 9	- 2		
- 4	+ 4	+ 18	- 4	+ 18	- 2		
- 10	+ 19	+ 7	- 13	+ 4	- 12		
+ 10	- 19	- 24	+ 12	- 4	+ 12		
+ 13	- 13	+ 10	- 2				
- 19	+ 4	+ 18	- 13				
Total wins / period	18 / 69%	8 / 31%					



		+ 4	- 4		
5 / 56%	4 / 44%	8 / 80%	2 / 20%	5 / 71%	2 / 29%

TOTAL

Total wins / game	CZE	KOR	CZE	KOR	CZE	KOR	Total wins all zones	
	Def. zone	Att. zone	Neutral zone		Att. zone	Def. zone	CZE	KOR
	9 / 64%	5 / 36%	19 / 68%	9 / 32%	18 / 60%	12 / 40%	46 / 64%	26 / 36%




HEAD TO HEAD

	KOR									Tot	wins CZE	Dz	Nz	Az
	No.	2	4	8	11	12	13	16	19					
CZE	4	0 - 1	4 - 3	0 - 1		2 - 2	1 - 0			14	7 50%	0 0%	4 80%	3 38%
	7	3 - 3				2 - 0	7 - 2			17	12 71%	2 100%	7 64%	3 75%
	9	1 - 0	0 - 1			2 - 0		0 - 1		5	3 60%		1 100%	2 50%
	10	1 - 0	1 - 2			1 - 1	1 - 0		1 - 2	10	5 50%	2 50%	1 33%	2 67%
	13						1 - 0			1	1 100%	1 100%		
	14		1 - 0							1	1 100%	1 100%		
	18	3 - 0	4 - 0				6 - 3			16	13 81%	1 50%	6 86%	6 86%
	19		0 - 1							1	0 0%	0 0%		
	24	1 - 0			0 - 1	1 - 1	1 - 1		1 - 0	7	4 57%	2 100%	0 0%	2 50%
Tot	13	17	1	1	12	23	1	4	72	46 64%	9 64%	19 68%	18 60%	
wins KOR	4 31%	7 41%	1 100%	1 100%	4 33%	6 26%	1 100%	2 50%	26 36%					
Dz	1 17%	3 60%	1 100%	1 100%	3 33%	2 33%	1 100%	0 0%	12 40%					
Nz	3 60%	2 25%			1 33%	3 25%			9 32%					
Az	0 0%	2 50%				1 20%		2 67%	5 36%					

LEGEND

Az Attacking zone **Dz** Defending zone **Nz** Neutral zone **Tot** Total face-offs played

Timing and Results provided by  TISSOT



Game Roster

CAN - USA

Referee(s)

ANSONS Andris (LAT) , OSKIRKO Iurii (RUS)

Linesmen

HEINONEN Timo (FIN) , NYQVIST Anders (SWE)

Goalkeepers

Team: CAN

No	Name	GP	MIP	GA	SVS	SOG	SVS%	GAA
1	LAZARUK Kristopher Robert	2	89:14	3	38	41	92.68	2.02
30	FLETTE Dalyn Ross	1	00:00	0	0	0	0.00	0.00
31	HOLFELD Ryan Michael	3	90:46	1	15	16	93.75	0.66

Team Roster

Team: CAN (red)

No	Pos	Name	GP	G	A	PTS	PIM	+/-
1	GK	LAZARUK Kristopher Robert	2	0	0	0	0	
3	D	DELAHEY Matthew Kenneth +A	3	0	0	0	6	+3
4	D	CURRAN Kodie James	3	0	2	2	4	+5
5	D	PAULSEN Luke Eric	3	0	3	3	0	+4
6	D	McFAULL Kendall	3	0	2	2	2	+3
7	F	MAXWELL Stanley Mitchell	3	0	3	3	2	+5
8	D	MANNING Neil Alton	3	1	0	1	0	+6
9	F	PEARCE Elgin James Milton	3	2	0	2	0	+4
10	F	COLLINS Christopher James	3	2	2	4	2	+2
11	F	REDDICK Kruise Allan +C	3	2	3	5	2	+4
12	F	HICKMOTT Jordan Lindsay	3	3	2	5	0	+5
15	F	FOWLIE Cody Joseph Allan	3	0	1	1	4	+1
16	F	FOSTER Taylor Joseph	3	2	4	6	0	+5
17	F	DEPAPE Jordan Matthew Orr	3	0	1	1	4	+2
19	F	KOPER Levko Steven John	3	2	2	4	0	+5
21	D	ROWLEY Jordan Thomas	3	0	4	4	2	+7
22	D	CRAIGE Jesse Wade	3	2	2	4	12	+6
23	F	McCALLUM Craig	3	0	0	0	0	+2
24	F	FIDDLER Tyler Wayne	3	2	1	3	4	+4
25	F	KING Kevin Jarrett +A	3	3	2	5	6	+5
26	F	CARTIER Cody Jessie	3	2	1	3	2	+4
30	GK	FLETTE Dalyn Ross	1	0	0	0	0	
31	GK	HOLFELD Ryan Michael	3	0	0	0	0	

Head Coach: ADOLPH David George

Team: USA

No	Name	GP	MIP	GA	SVS	SOG	SVS%	GAA
1	OLEN Joseph	3	00:00	0	0	0	0.00	0.00
30	COOPER Matt	3	182:51	6	74	80	92.50	1.97

Team: USA (white)

No	Pos	Name	GP	G	A	PTS	PIM	+/-
1	GK	OLEN Joseph	3	0	0	0	0	
4	D	McGOVERN Edward	3	1	1	2	0	+1
5	D	SOLORZANO Emmanuel	3	0	0	0	2	0
7	D	SCHMIDT Connor	3	1	2	3	4	+1
8	D	ZERN Nicholas	3	1	0	1	2	+1
9	F	JOHNSON Bryce	3	1	1	2	2	0
10	F	BALENT Bill	3	2	1	3	0	+1
11	F	KASCSAK John-Paul	3	0	1	1	12	+1
12	F	HARRIS Michael +A	3	0	0	0	4	-1
14	D	JOSEPH Chris	3	1	0	1	4	0
15	F	MURPHY Sean	3	0	0	0	2	-1
16	F	OLEN John	3	0	1	1	4	0
17	F	BURKEMPER Chris	3	0	1	1	2	0
18	F	BODETTE Bobby +A	3	1	0	1	2	0
19	F	BRESLIN Joey	3	0	2	2	2	+2
20	F	HANNON Luke	3	1	1	2	0	+1
21	D	BENSON Tyler	3	0	1	1	2	+1
22	F	BELONGER Ryan	1	0	0	0	0	0
23	D	YOUNG Jordan +C	3	0	0	0	6	+1
25	F	BREWSTER Samuel	3	0	1	1	2	+1
26	F	GREENBERG Jordan	3	0	0	0	2	0
30	GK	COOPER Matt	3	0	0	0	10	

Head Coach: BALBONI Scott

LEGEND

A Assists	D Defence	F Forward	G Goals
GA Goals against	GAA Goals against as average per 60 minutes	GK Goalkeeper	GP Games played
MIP Minutes and seconds played	No Jersey number	PIM Penalties in minutes	Pos Position
PTS Points	SOG Shots on goal	SVS Saves	SVS% Saves in percentage
+/- Plus/minus net	+A Assistant captain	+C Captain	

Timing and Results provided by **TISSOT**



Line-ups

CAN - USA

Referee(s)

ANSONS Andris (LAT) , OSKIRKO Iurii (RUS)

Linesmen

HEINONEN Timo (FIN) , NYQVIST Anders (SWE)

Goalkeepers

Team: CAN

No	Name
----	------

31	HOLFELD Ryan Michael
1	LAZARUK Kristopher Robert

Team: USA

No	Name
----	------

30	COOPER Matt
1	OLEN Joseph

Team Line-ups

Team: CAN (red)

No	Pos	Name
----	-----	------

21	D	ROWLEY Jordan Thomas
22	D	CRAIGE Jesse Wade
12	F	HICKMOTT Jordan Lindsay
16	F	FOSTER Taylor Joseph
25	F	KING Kevin Jarrett +A
3	D	DELAHEY Matthew Kenneth +A
6	D	McFAULL Kendall
10	F	COLLINS Christopher James
11	F	REDDICK Kruise Allan +C
19	F	KOPER Levko Steven John
4	D	CURRAN Kodie James
5	D	PAULSEN Luke Eric
23	F	McCALLUM Craig
24	F	FIDDLER Tyler Wayne
26	F	CARTIER Cody Jessie
8	D	MANNING Neil Alton
7	F	MAXWELL Stanley Mitchell
9	F	PEARCE Elgin James Milton
15	F	FOWLIE Cody Joseph Allan
17	F	DEPAPE Jordan Matthew Orr

Head Coach: ADOLPH David George

NOT DRESSED:

30 GK FLETTE Dalyn Ross

No	Pos	Name
----	-----	------

4	D	McGOVERN Edward
7	D	SCHMIDT Connor
12	F	HARRIS Michael +A
15	F	MURPHY Sean
18	F	BODETTE Bobby +A
21	D	BENSON Tyler
23	D	YOUNG Jordan +C
9	F	JOHNSON Bryce
16	F	OLEN John
26	F	GREENBERG Jordan
5	D	SOLORZANO Emmanuel
14	D	JOSEPH Chris
10	F	BALENT Bill
17	F	BURKEMPER Chris
25	F	BREWSTER Samuel
8	D	ZERN Nicholas
11	F	KASCSAK John-Paul
19	F	BRESLIN Joey
20	F	HANNON Luke

Head Coach: BALBONI Scott

NOT DRESSED:

22 F BELONGER Ryan

LEGEND

D	Defence	F	Forward	No	Jersey number	Pos	Position
+A	Assistant captain	+C	Captain				



Graphical Line-ups

CAN - USA

Referee(s)

ANSONS Andris (LAT) , OSKIRKO Iurii (RUS)

Linesmen

HEINONEN Timo (FIN) , NYQVIST Anders (SWE)

Team: CAN - Canada (red)

Head Coach: ADOLPH David George

S1 31 HOLFELD Ryan Michael		
1 LAZARUK Kristopher Robert		
S3 22 CRAIGE Jesse Wade	S2 21 ROWLEY Jordan Thomas	
S6 25 KING Kevin Jarrett +A	S5 16 FOSTER Taylor Joseph	S4 12 HICKMOTT Jordan Lindsay
3 DELAHEY Matthew Kenneth +A		6 McFAULL Kendall
19 KOPER Levko Steven John	11 REDDICK Kruse Allan +C	10 COLLINS Christopher James
5 PAULSEN Luke Eric		4 CURRAN Kodie James
23 McCALLUM Craig	24 FIDDLER Tyler Wayne	26 CARTIER Cody Jessie
8 MANNING Neil Alton		15 FOWLIE Cody Joseph Allan
7 MAXWELL Stanley Mitchell	9 PEARCE Elgin James Milton	17 DEPAPE Jordan Matthew Orr

Team: USA - United States of America (white)

Head Coach: BALBONI Scott

S1 30 COOPER Matt		
1 OLEN Joseph		
S2 4 McGOVERN Edward	S3 7 SCHMIDT Connor	
S4 12 HARRIS Michael +A	S5 15 MURPHY Sean	S6 18 BODETTE Bobby +A
21 BENSON Tyler		23 YOUNG Jordan +C
16 OLEN John	9 JOHNSON Bryce	26 GREENBERG Jordan
14 JOSEPH Chris		5 SOLORZANO Emmanuel
17 BURKEMPER Chris	10 BALENT Bill	25 BREWSTER Samuel
		8 ZERN Nicholas
20 HANNON Luke	19 BRESLIN Joey	11 KASCSAK John-Paul

LEGEND

Sn Starting position

+A Assistant captain

+C Captain

Timing and Results provided by **TISSOT**



Game Summary

CAN - USA 4 - 0 (2 - 0, 0 - 0, 2 - 0)

Spectators	Referee(s)	Linesmen
4400	ANSONS Andris (LAT) , OSKIRKO Iurii (RUS)	HEINONEN Timo (FIN) , NYQVIST Anders (SWE)

Team Statistics

Period	Score	SVS	SOG	PIM	TPP	PPG	SHG
1	2 : 0	7 : 9	11 : 7	2 : 12	02:00 : 02:00	0 : 0	0 : 0
2	0 : 0	5 : 10	10 : 5	4 : 6	06:00 : 03:12	0 : 0	0 : 0
3	2 : 0	8 : 19	21 : 8	4 : 8	03:43 : 01:13	1 : 0	0 : 0
Total	4 : 0	20 : 38	42 : 20	10 : 26	11:43 : 06:25	1 : 0	0 : 0

1st Period

Action	Time	ET/Res	Team	Type	No	Name	(G)	Name of Assistant(s) / Action Description
GK	00:00		CAN		31	HOLFELD RM		- Goalkeeper in
GK	00:00		USA		30	COOPER M		- Goalkeeper in
Penalty	05:07	07:07	USA	2 min.	7	SCHMIDT C		- Checking to the Head and Neck Area
Penalty	05:07	17:07	USA	10 min.	7	SCHMIDT C		- Misconduct
Penalty	09:58	11:58	CAN	2 min.	9	PEARCE EJM		- Slashing
Goal	17:30	1 : 0	CAN	EQ	11	REDDICK KA	(3)	19 KOPER LSJ On Ice CAN 31 3 6 10 11 19 USA 30 4 8 10 17 25
Goal	18:44	2 : 0	CAN	EQ	7	MAXWELL SM	(1)	17 DEPAPE JMO On Ice CAN 31 7 9 17 21 22 USA 30 4 7 16 19 26

2nd Period

Action	Time	ET/Res	Team	Type	No	Name	(G)	Name of Assistant(s) / Action Description
Penalty	22:36	24:36	USA	2 min.	9	JOHNSON B		- Tripping
Penalty	25:15	27:15	USA	2 min.	19	BRESLIN J		- Interference
Penalty	28:47	30:47	CAN	2 min.	15	FOWLIE CJA		- High Sticking
Penalty	33:24	35:24	USA	2 min.	11	KASCSAK J		- Roughing
Penalty	38:48	40:48	CAN	2 min.	4	CURRAN KJ		- Delaying the Game

3rd Period

Action	Time	ET/Res	Team	Type	No	Name	(G)	Name of Assistant(s) / Action Description
Penalty	42:15	44:15	CAN	2 min.	21	ROWLEY JT		- Cross-Checking
Penalty	42:40	43:58	USA	2 min.	25	BREWSTER S		- Tripping
Penalty	43:40	45:40	USA	2 min.	14	JOSEPH C		- Holding an opponent
Goal	43:58	3 : 0	CAN	PP1	11	REDDICK KA	(4)	4 CURRAN KJ 19 KOPER LSJ On Ice CAN 31 4 11 19 22 USA 30 4 5 10 *
Penalty	48:35	50:35	USA	2 min.	21	BENSON T		- Slashing
Penalty	51:42	53:42	USA	2 min.	18	BODETTE B		- Roughing
Penalty	51:42	53:42	CAN	2 min.	26	CARTIER CJ		- Roughing
Goal	59:38	4 : 0	CAN	EQ	11	REDDICK KA	(5)	19 KOPER LSJ 17 DEPAPE JMO On Ice CAN 31 3 6 11 17 19 USA 30 5 9 14 16 26
GK	60:00		CAN					31 HOLFELD RM - Goalkeeper out
GK	60:00		USA					30 COOPER M - Goalkeeper out

Goalkeeper Records

Team : CAN - Canada

No	Name	SOG	SVS	MIP
31	HOLFELD Ryan Michael	20	20	60:00
1	LAZARUK Kristopher Robert			

Team : USA - United States of America

No	Name	SOG	SVS	MIP
30	COOPER Matt	42	38	60:00
1	OLEN Joseph			

Game Statistics

Team : CAN (red)



Head Coach : ADOLPH David George

No	Pos	Name	G	A	P	PIM	FO+	FO-	FO+/-	FO%	Shots on Goal					+/-
											1	2	3	OT	TS	
12	F	HICKMOTT Jordan Lindsay	0	0	0	0	0	0	0	0.00	2	0	2		4	0
16	F	FOSTER Taylor Joseph	0	0	0	0	17	6	11	73.91	0	0	3		3	0
21	D	ROWLEY Jordan Thomas	0	0	0	2	0	0	0	0.00	0	1	3		4	+1
22	D	CRAIGE Jesse Wade	0	0	0	0	0	0	0	0.00	2	1	1		4	+1
25	F	KING Kevin Jarrett +A	0	0	0	0	0	1	-1	0.00	0	1	1		2	0
3	D	DELAHEY Matthew Kenneth +A	0	0	0	0	0	0	0	0.00	0	0	0		0	+2
6	D	McFAULL Kendall	0	0	0	0	0	0	0	0.00	0	0	0		0	+2
10	F	COLLINS Christopher James	0	0	0	0	0	1	-1	0.00	0	1	0		1	+1
11	F	REDDICK Kruiise Allan +C	3	0	3	0	9	6	3	60.00	1	0	2		3	+2
19	F	KOPER Levko Steven John	0	3	3	0	2	0	2	100.00	2	0	1		3	+2
4	D	CURRAN Kodie James	0	1	1	2	0	0	0	0.00	0	1	1		2	0
5	D	PAULSEN Luke Eric	0	0	0	0	0	0	0	0.00	0	0	0		0	0
23	F	McCALLUM Craig	0	0	0	0	0	0	0	0.00	0	2	1		3	0
24	F	FIDDLER Tyler Wayne	0	0	0	0	11	6	5	64.71	0	1	0		1	0
26	F	CARTIER Cody Jessie	0	0	0	2	1	0	1	100.00	0	0	0		0	0
7	F	MAXWELL Stanley Mitchell	1	0	1	0	3	1	2	75.00	1	0	0		1	+1
8	D	MANNING Neil Alton	0	0	0	0	0	0	0	0.00	1	2	2		5	0
9	F	PEARCE Elgin James Milton	0	0	0	2	4	2	2	66.67	2	0	2		4	+1
15	F	FOWLIE Cody Joseph Allan	0	0	0	2	0	0	0	0.00	0	0	1		1	0
17	F	DEPAPE Jordan Matthew Orr	0	2	2	0	0	0	0	0.00	0	0	1		1	+2
1	GK	LAZARUK Kristopher Robert	0	0	0	0					0	0	0		0	
31	GK	HOLFELD Ryan Michael	0	0	0	0					0	0	0		0	
Total			4	6	10	10	47	23	24	67.14	11	10	21		42	

Team : USA (white)


Head Coach : BALBONI Scott

No	Pos	Name	G	A	P	PIM	FO+	FO-	FO+/-	FO%	Shots on Goal					+/-
											1	2	3	OT	TS	
4	D	McGOVERN Edward	0	0	0	0	0	0	0	0.00	0	0	1		1	-2
7	D	SCHMIDT Connor	0	0	0	12	0	0	0	0.00	1	0	0		1	-1
12	F	HARRIS Michael +A	0	0	0	0	1	0	1	100.00	0	0	0		0	0
15	F	MURPHY Sean	0	0	0	0	7	15	-8	31.82	0	0	0		0	0
18	F	BODETTE Bobby +A	0	0	0	2	0	1	-1	0.00	0	1	1		2	0
9	F	JOHNSON Bryce	0	0	0	2	6	5	1	54.55	1	0	0		1	-1
16	F	OLEN John	0	0	0	0	0	1	-1	0.00	0	0	1		1	-2
21	D	BENSON Tyler	0	0	0	2	0	0	0	0.00	0	1	0		1	0
23	D	YOUNG Jordan +C	0	0	0	0	0	0	0	0.00	1	0	1		2	0
26	F	GREENBERG Jordan	0	0	0	0	0	0	0	0.00	1	0	1		2	-2
5	D	SOLORZANO Emmanuel	0	0	0	0	0	0	0	0.00	0	0	0		0	-1
10	F	BALENT Bill	0	0	0	0	6	11	-5	35.29	0	0	0		0	-1
14	D	JOSEPH Chris	0	0	0	2	0	0	0	0.00	0	2	0		2	-1
17	F	BURKEMPER Chris	0	0	0	0	0	0	0	0.00	0	0	1		1	-1
25	F	BREWSTER Samuel	0	0	0	2	0	0	0	0.00	1	0	0		1	-1
8	D	ZERN Nicholas	0	0	0	0	0	0	0	0.00	1	0	0		1	-1
11	F	KASCSAK John-Paul	0	0	0	2	0	1	-1	0.00	1	1	1		3	0
19	F	BRESLIN Joey	0	0	0	2	3	12	-9	20.00	0	0	0		0	-1
20	F	HANNON Luke	0	0	0	0	0	1	-1	0.00	0	0	1		1	0
1	GK	OLEN Joseph	0	0	0	0					0	0	0		0	
30	GK	COOPER Matt	0	0	0	0					0	0	0		0	
Total			0	0	0	26	23	47	-24	32.86	7	5	8		20	



LEGEND

(G)	Goals in tournament	*	does not count for Plus/minus	+/-	Plus/minus net	+A	Assistant captain
+C	Captain	A	Assists	D	Defence	EQ	Equal strength
ET/Res	Penalty end time/Result of game	F	Forward	FO-	Face-offs lost	FO%	Face-offs won as percentage
FO+	Face-offs won	FO+/-	Face-offs net	G	Goals	GK	Goalkeeper
MIP	Minutes in play (GK)	No	Jersey number	OT	Overtime	P	Points
PIM	Penalties in minutes	Pos	Position	PP1	Power play - 1 player	PPG	Power play goals
SHG	Shorthanded goals	SOG	Shots on goal	SVS	Saves	TPP	Time on power play
TS	Total shots						

Timing and Results provided by  **TISSOT**




Shot Chart

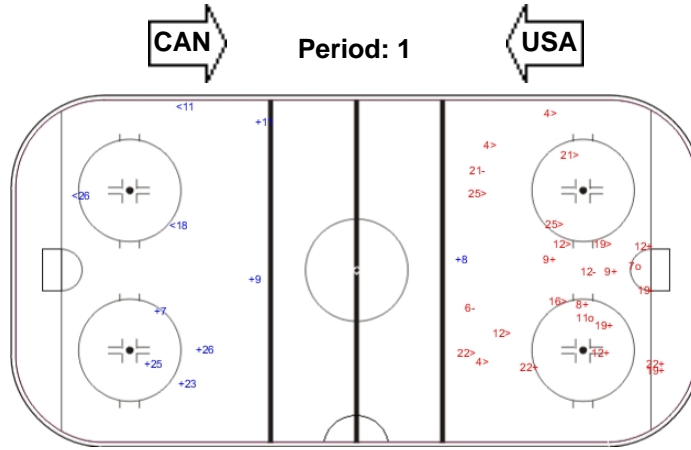
CAN - USA

Shots by USA

Goals (o): 0 SSG (+): 7
SSP (-): 3 SPG (-): 0

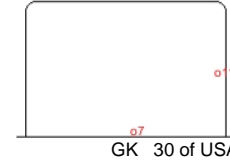


GK 31 of CAN



Shots by CAN

Goals (o): 2 SSG (+): 9
SSP (>): 11 SPG (-): 4



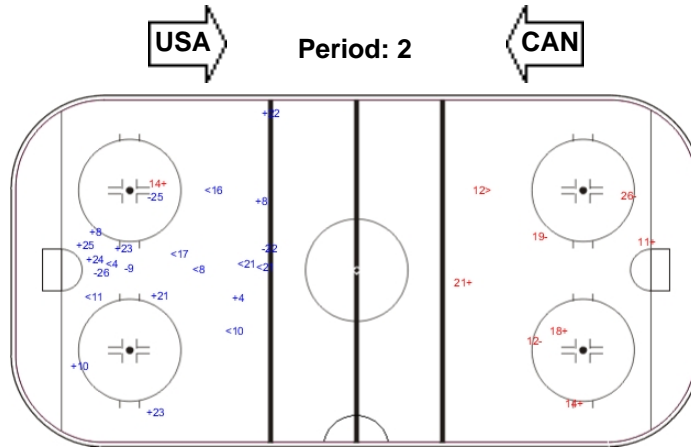
GK 30 of USA

Shots by CAN

Goals (o): 0 SSG (+): 10
SSP (<): 8 SPG (-): 4



GK 30 of USA



Shots by USA

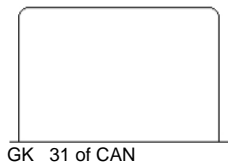
Goals (o): 0 SSG (+): 5
SSP (>): 1 SPG (-): 3



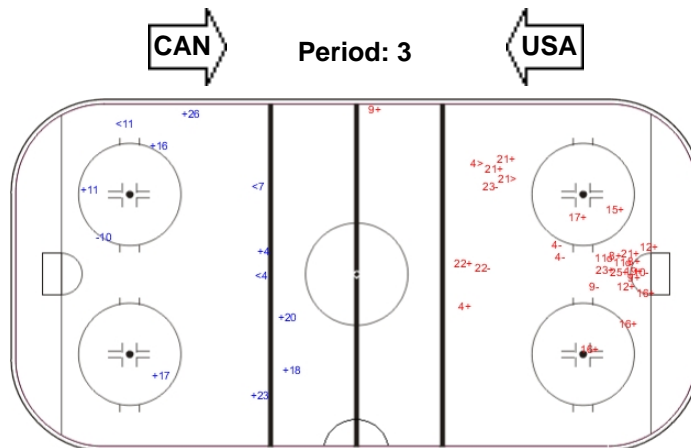
GK 31 of CAN

Shots by USA

Goals (o): 0 SSG (+): 8
SSP (<): 3 SPG (-): 1

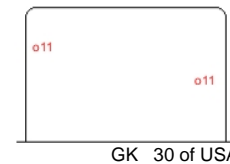


GK 31 of CAN



Shots by CAN

Goals (o): 2 SSG (+): 19
SSP (>): 2 SPG (-): 6



GK 30 of USA

LEGEND

GK Goalkeeper **SPG** Shots past goal **SSG** Shots saved by goalkeeper **SSP** Shots saved by player

Timing and Results provided by **TISSOT**



Face-off Chart

CAN - USA

PERIOD 1

	CAN		USA		CAN		USA		
	Def. zone	Att. zone	Neutral zone		Att. zone	Def. zone			
	+ 11	- 10	+ 16	- 15	+ 16	- 10			Total wins all zones
	+ 16	- 19	- 11	+ 10	+ 11	- 19			
	+ 16	- 10	- 24	+ 15	+ 24	- 15			
	+ 19	- 16	+ 9	- 20	+ 16	- 19			
	- 11	+ 9	+ 24	- 19	- 24	+ 9			
			+ 16	- 15	+ 16	- 19			
			+ 24	- 19	+ 16	- 15			
			- 16	+ 15	+ 11	- 10			
					+ 11	- 10			
					+ 11	- 10			
Total wins / period	4 / 80%	1 / 20%	5 / 63%	3 / 37%	9 / 90%	1 / 10%			CAN USA
									18 / 78% 5 / 22%

PERIOD 2

	CAN		USA		CAN		USA		
	Def. zone	Att. zone	Neutral zone		Att. zone	Def. zone			
	+ 26	- 19	+ 16	- 15	- 11	+ 19			Total wins all zones
	- 11	+ 12	+ 24	- 9	+ 16	- 10			
	- 16	+ 15	+ 24	- 9	- 16	+ 15			
	- 9	+ 10	+ 7	- 15	+ 11	- 10			
	+ 9	- 10			+ 7	- 15			
	+ 24	- 15			+ 7	- 15			
	- 24	+ 9			+ 16	- 9			
					+ 11	- 19			
					+ 16	- 10			
					- 7	+ 15			
Total wins / period	3 / 43%	4 / 57%	4 / 100%	0 / 0%	7 / 64%	4 / 36%			CAN USA
									14 / 64% 8 / 36%

PERIOD 3

	CAN		USA		CAN		USA		
	Def. zone	Att. zone	Neutral zone		Att. zone	Def. zone			
	+ 9	- 19	- 25	+ 15	- 16	+ 9			Total wins all zones
	- 24	+ 10	+ 24	- 15	+ 11	- 10			
	+ 24	- 15	- 9	+ 19	- 16	+ 19			
	+ 9	- 15	+ 24	- 15	+ 24	- 11			
	- 10	+ 10	+ 16	- 15	- 11	+ 10			
	- 24	+ 10	+ 16	- 15	+ 16	- 18			
			- 16	+ 15	+ 16	- 19			
			+ 19	- 9	- 11	+ 9			
			+ 16	- 9					
			+ 11	- 19					
Total wins / period	3 / 50%	3 / 50%	8 / 73%	3 / 27%	4 / 50%	4 / 50%			CAN USA
									15 / 60% 10 / 40%



TOTAL

	CAN		USA		CAN		USA		Total wins all zones	
	Def. zone	Att. zone	Neutral zone		Att. zone	Def. zone	CAN	USA	CAN	USA
Total wins / game	10 / 56%	8 / 44%	17 / 74%	6 / 26%	20 / 69%	9 / 31%	47 / 67%	23 / 33%		



HEAD TO HEAD

	USA										Tot	wins CAN	Dz	Nz	Az
	No.	9	10	11	12	15	16	18	19	20					
CAN	7					3 - 1					4	3 75%		1 100%	2 67%
	9		1 - 1			1 - 0			1 - 1	1 - 0	6	4 67%	3 75%	1 50%	
	10		0 - 1								1	0 0%	0 0%		
	11	0 - 2	6 - 2		0 - 1				3 - 1		15	9 60%	1 33%	1 50%	7 70%
	16	2 - 1	4 - 0			6 - 4		1 - 0	4 - 1		23	17 74%	2 67%	6 75%	9 75%
	19	1 - 0					1 - 0				2	2 100%	1 100%	1 100%	
	24	2 - 3	0 - 2	1 - 0		5 - 1			3 - 0		17	11 65%	2 40%	7 88%	2 50%
	25					0 - 1					1	0 0%		0 0%	
	26								1 - 0		1	1 100%	1 100%		
Tot	11	17	1	1	22	1	1	15	1	70	47 67%	10 56%	17 74%	20 69%	
wins USA	6 55%	6 35%	0 0%	1 100%	7 32%	0 0%	0 0%	3 20%	0 0%	23 33%					
Dz	4 80%	1 11%	0 0%		2 33%		0 0%	2 29%		9 31%					
Nz	0 0%	1 100%			4 33%			1 20%	0 0%	6 26%					
Az	2 100%	4 57%		1 100%	1 25%	0 0%		0 0%		8 44%					

LEGEND

Az Attacking zone **Dz** Defending zone **Nz** Neutral zone **Tot** Total face-offs played

Timing and Results provided by **TISSOT**



Game Roster

KAZ - JPN

Referee(s)

HEIKKINEN Lassi (FIN) , HORAK Tomas (CZE)

Linesmen

LIU Ren (CHN) , PARK Jun Soo (KOR)

Goalkeepers

Team: KAZ

No	Name	GP	MIP	GA	SVS	SOG	SVS%	GAA
1	KUDRYAVTSEV Sergey	0	00:00	0	0	0	0.00	0.00
20	SMOLNIKOV Mikhail	2	125:00	5	51	56	91.07	2.40
25	GRYAZNOV Maxim	2	00:00	0	0	0	0.00	0.00

Team Roster

Team: KAZ (blue)

No	Pos	Name	GP	G	A	PTS	PIM	+/-
1	GK	KUDRYAVTSEV Sergey	0	0	0	0	0	
2	D	GOROZHANINOV Ilya	2	0	0	0	2	+1
3	D	IVASHIN Viktor	2	0	0	0	0	+2
4	D	GULYAKOV Ilya	2	0	0	0	0	+1
5	D	ISHMAMETYEV Alexey	2	0	0	0	2	-2
6	D	AKHMETOV Daniyar +C	2	0	0	0	4	-1
7	F	POPOVICH Yulian	2	0	1	1	0	0
8	F	ZYATKOV Pavel	2	1	0	1	2	+1
9	F	NESTEROV German	2	1	1	2	0	0
10	D	GREBENCHSHIKOV Vladimir	2	0	0	0	0	+1
11	D	KENBAYEV Daulet	2	1	0	1	2	-1
12	F	ANTSIFEROV Alexey	2	0	1	1	0	-1
14	F	VOLOGODSKIY Alexandr	2	0	0	0	0	+1
16	F	SAFIN Renat	2	1	0	1	2	+1
17	F	YELAKOV Vladislav	2	0	0	0	2	0
18	D	KURSHUK Alexandr +A	2	0	0	0	2	-1
19	F	BELGIBAYEV Nursultan +A	2	0	0	0	0	+1
20	GK	SMOLNIKOV Mikhail	2	0	0	0	0	
21	F	MAZULA Eduard	0	0	0	0	0	0
22	F	KACHULIN Mikhail	2	0	1	1	0	0
23	F	KOVZALOV Ilya	2	1	0	1	0	+1
24	F	FEDOSSENKO Vyacheslav	2	0	1	1	0	+1
25	GK	GRYAZNOV Maxim	2	0	0	0	0	

Head Coach: STARYGIN Sergey

Team: JPN

No	Name	GP	MIP	GA	SVS	SOG	SVS%	GAA
1	HITOMI Shun	3	60:00	2	50	52	96.15	2.00
25	ONODA Takuto	3	119:08	6	39	45	86.67	3.02


Team: JPN (white)

No	Pos	Name	GP	G	A	PTS	PIM	+/-
1	GK	HITOMI Shun	3	0	0	0	0	
2	D	HORIUCHI Itaru	3	0	2	2	4	0
4	D	MATSUKANE Kenta	3	0	3	3	0	+2
5	D	KATO Shinnosuke	3	0	0	0	4	+2
6	D	OHBA Dai	3	0	1	1	0	+2
7	D	YOKOYAMA Yoshiya	3	0	0	0	2	+2
8	F	OMUKU Maito	3	1	4	5	2	+1
9	F	ECHIGO Tomoya +A	3	0	1	1	0	0
11	F	OTSU Kosuke	3	0	2	2	29	0
12	D	KOIZUMI Kazunari	3	0	1	1	2	+3
13	F	HITOSATO Shigeki	3	0	0	0	0	+2
14	F	TANAKA Kentaro +A	3	0	2	2	2	-1
15	F	KONNO Tomohiro	3	2	1	3	0	+4
16	F	TATEDA Shun	3	1	0	1	0	0
18	F	FURUHASHI Makuru	3	4	2	6	4	+4
19	F	NAKAJIMA Shogo	3	0	0	0	2	+2
21	F	SUZUKI Kento	3	0	0	0	6	0
22	F	KAWAMURA Kazuki	3	3	0	3	2	-1
23	F	IKEDA Ikki	3	4	1	5	2	+4
24	D	SATOH Hikaru +C	3	2	3	5	2	+2
25	GK	ONODA Takuto	3	0	0	0	0	

Head Coach: MAHON Mark

LEGEND

A Assists	D Defence	F Forward	G Goals
GA Goals against	GAA Goals against as average per 60 minutes	GK Goalkeeper	GP Games played
MIP Minutes and seconds played	No Jersey number	PIM Penalties in minutes	Pos Position
PTS Points	SOG Shots on goal	SVS Saves	SVS% Saves in percentage
+/- Plus/minus net	+A Assistant captain	+C Captain	

Timing and Results provided by  TISSOT



Line-ups

KAZ - JPN

Referee(s)

HEIKKINEN Lassi (FIN) , HORAK Tomas (CZE)

Linesmen

LIU Ren (CHN) , PARK Jun Soo (KOR)

Goalkeepers

Team: KAZ

No	Name
----	------

20	SMOLNIKOV Mikhail
1	KUDRYAVTSEV Sergey

Team: JPN

No	Name
----	------

1	HITOMI Shun
25	ONODA Takuto

Team Line-ups

Team: KAZ (blue)

No	Pos	Name
----	-----	------

4	D	GULYAKOV Ilya
18	D	KURSHUK Alexandr +A
8	F	ZYATKOV Pavel
22	F	KACHULIN Mikhail
23	F	KOVZALOV Ilya
5	D	ISHMAMETYEV Alexey
6	D	AKHMETOV Daniyar +C
9	F	NESTEROV German
16	F	SAFIN Renat
17	F	YELAKOV Vladislav
10	D	GREBENCHSHIKOV Vladimir
11	D	KENBAYEV Daulet
7	F	POPOVICH Yulian
12	F	ANTSIFEROV Alexey
19	F	BELGIBAYEV Nursultan +A
2	D	GOROZHANINOV Ilya
3	D	IVASHIN Viktor
14	F	VOLOGODSKIY Alexandr
24	F	FEDOSSENKO Vyacheslav

Head Coach: STARYGIN Sergey

NOT DRESSED:

21	F	MAZULA Eduard
25	GK	GRYAZNOV Maxim

No	Pos	Name
----	-----	------

4	D	MATSUKANE Kenta
24	D	SATOH Hikaru +C
8	F	OMUKU Maito
11	F	OTSU Kosuke
22	F	KAWAMURA Kazuki
7	D	YOKOYAMA Yoshiya
12	D	KOIZUMI Kazunari
9	F	ECHIGO Tomoya +A
16	F	TATEDA Shun
19	F	NAKAJIMA Shogo
2	D	HORIUCHI Itaru
5	D	KATO Shinnosuke
13	F	HITOSATO Shigeki
15	F	KONNO Tomohiro
18	F	FURUHASHI Makuru
6	D	OHBA Dai
14	F	TANAKA Kentaro +A
21	F	SUZUKI Kento
23	F	IKEDA Ikki

Head Coach: MAHON Mark

LEGEND

D	Defence	F	Forward	No	Jersey number	Pos	Position
+A	Assistant captain	+C	Captain				

Timing and Results provided by **TISSOT**



Graphical Line-ups

KAZ - JPN

Referee(s)

HEIKKINEN Lassi (FIN) , HORAK Tomas (CZE)

Linesmen

LIU Ren (CHN) , PARK Jun Soo (KOR)

Team: KAZ - Kazakhstan (blue)

Head Coach: STARYGIN Sergey

S1 20 SMOLNIKOV Mikhail		
1 KUDRYAVTSEV Sergey		
S2 4 GULYAKOV Ilya	S3 18 KURSHUK Alexandr +A	
S4 8 ZYATKOV Pavel	S6 23 KOVZALOV Ilya	S5 22 KACHULIN Mikhail
5 ISHMAMETYEY Alexey		6 AKHMETOV Daniyar +C
16 SAFIN Renat	17 YELAKOV Vladislav	9 NESTEROV German
10 GREBENCHSHIKOV Vladimir		11 KENBAYEV Dault
7 POPOVICH Yulian	12 ANTSIFEROV Alexey	19 BELGIBAYEV Nursultan +A
2 GOROZHANINOV Ilya		3 IVASHIN Viktor
14 VOLOGODSKIY Alexandr	24 FEDOSSENKO Vyacheslav	

Team: JPN - Japan (white)

Head Coach: MAHON Mark

S1 1 HITOMI Shun		
25 ONODA Takuto		
S3 24 SATOH Hikaru +C	S2 4 MATSUKANE Kenta	
S5 11 OTSU Kosuke	S4 8 OMIKU Maito	S6 22 KAWAMURA Kazuki
7 YOKOYAMA Yoshiya		12 KOIZUMI Kazunari
19 NAKAJIMA Shogo	9 ECHIGO Tomoya +A	16 TATEDA Shun
2 HORIUCHI Itaru		5 KATO Shinnosuke
15 KONNO Tomohiro	18 FURUHASHI Makuru	13 HITOSATO Shigeki
6 OHBA Dai		
21 SUZUKI Kento	14 TANAKA Kentaro +A	23 IKEDA Ikki

LEGEND

Sn Starting position

+A Assistant captain

+C Captain

Timing and Results provided by **TISSOT**



Game Summary

KAZ - JPN 4 - 1 (2 - 0 , 0 - 1 , 2 - 0)

Spectators	Referee(s)	Linesmen
300	HEIKKINEN Lassi (FIN) , HORAK Tomas (CZE)	LIU Ren (CHN) , PARK Jun Soo (KOR)

Team Statistics

Period	Score	SVS	SOG	PIM	TPP	PPG	SHG
1	2 : 0	5 : 9	11 : 5	2 : 10	06:02 : 00:00	1 : 0	0 : 0
2	0 : 1	10 : 6	6 : 11	6 : 2	00:00 : 04:00	0 : 0	0 : 0
3	2 : 0	7 : 9	11 : 7	25 : 16	06:00 : 03:41	0 : 0	1 : 0
Total	4 : 1	22 : 24	28 : 23	33 : 28	12:02 : 07:41	1 : 0	1 : 0

1st Period

Action	Time	ET/Res	Team	Type	No	Name	(G)	Name of Assistant(s) / Action Description
GK	00:00		KAZ		20	SMOLNIKOV M		- Goalkeeper in
GK	00:00		JPN		1	HITOMI S		- Goalkeeper in
Penalty	03:58	05:58	KAZ	2 min.	17	YELAKOV V		- Cross-Checking
Penalty	03:58	05:58	JPN	2 min.	9	ECHIGO T		- Holding the Stick
Penalty	05:44	07:44	JPN	2 min.	12	KOIZUMI K		- Hooking
Penalty	05:46	07:46	JPN	2 min.	18	FURUHASHI M		- Delaying the Game / start serving at 05:58
Goal	07:46	1 : 0	KAZ	PP1	7	POPOVICH Y	(1)	19 BELGIBAYEV N On Ice KAZ 20 7 10 11 12 19 * 11 KENBAYEV D JPN 1 2 7 8 12
Goal	10:10	2 : 0	KAZ	EQ	22	KACHULIN M	(1)	8 ZYATKOV P On Ice KAZ 20 4 8 18 22 23 4 GULYAKOV I JPN 1 2 5 13 15 18
Penalty	13:14		KAZ	PS	18	KURSHUK A		- Hooking
PS.miss	13:14		JPN	PS	18	FURUHASHI M	(4)	
Penalty	13:30	15:30	JPN	2 min.	7	YOKOYAMA Y		- Slashing
Penalty	17:19	19:19	JPN	2 min.	23	IKEDA I		- High Sticking

2nd Period

Action	Time	ET/Res	Team	Type	No	Name	(G)	Name of Assistant(s) / Action Description
Penalty	21:18	23:18	KAZ	2 min.	6	AKHMETOV D		- Holding an opponent
Penalty	22:56	24:56	JPN	2 min.	8	OMUKU M		- Hooking
Penalty	22:56	24:56	KAZ	2 min.	4	GULYAKOV I		- Unsportsmanlike Conduct
Goal	26:52	2 : 1	JPN	EQ	16	TATEDA S	(2)	9 ECHIGO T On Ice KAZ 20 7 10 11 12 19 JPN 1 2 6 9 16 19
Penalty	27:56	29:56	KAZ	2 min.	24	FEDOSSENKO V		- Interference

3rd Period

Action	Time	ET/Res	Team	Type	No	Name	(G)	Name of Assistant(s) / Action Description
Penalty	41:05	43:05	JPN	2 min.	13	HITOSATO S		- Checking to the Head and Neck Area
Penalty	41:05	53:05	JPN	10 min.	13	HITOSATO S		- Misconduct
Penalty	43:25	45:25	JPN	2 min.	21	SUZUKI K		- Slashing
Goal	46:17	3 : 1	KAZ	EQ	17	YELAKOV V	(1)	6 AKHMETOV D On Ice KAZ 20 5 6 9 17 24 JPN 1 4 15 18 23 24
Penalty	52:40	54:40	JPN	2 min.	24	SATOH H		- Boarding
Penalty	56:19	60:00	KAZ	5 min.	5	ISHMAMETYEY A		- Spearing / Served by: 16 SAFIN R
Penalty	56:19	60:00	KAZ	20 min.	5	ISHMAMETYEY A		- Game Misconduct Penalty
GK	58:00		JPN					1 HITOMI S - Goalkeeper out
Time-out	58:01		JPN					
Goal	58:55	4 : 1	KAZ	SH1 ENG	10	GREBENCHSHIKOV V	(1)	On Ice KAZ 20 10 11 12 19 JPN 2 7 9 14 16 19
GK	58:55		JPN		1	HITOMI S		- Goalkeeper in
GK	60:00		KAZ					20 SMOLNIKOV M - Goalkeeper out
GK	60:00		JPN					1 HITOMI S - Goalkeeper out



Goalkeeper Records

Team : KAZ - Kazakhstan

Team : JPN - Japan

No	Name	SOG	SVS	MIP
20	SMOLNIKOV Mikhail	23	22	60:00
1	KUDRYAVTSEV Sergey			

No	Name	SOG	SVS	MIP
1	HITOMI Shun	27	24	59:05
25	ONODA Takuto			

Game Statistics

Team : KAZ (blue)

Head Coach : STARYGIN Sergey

No	Pos	Name	G	A	P	PIM	FO+	FO-	FO+/-	FO%	Shots on Goal					+/-
											1	2	3	OT	TS	
4	D	GULYAKOV Ilya	0	1	1	2	0	0	0	0.00	1	2	0		3	+1
8	F	ZYATKOV Pavel	0	1	1	0	4	2	2	66.67	2	1	0		3	+1
18	D	KURSHUK Alexandr +A	0	0	0	0	0	0	0	0.00	0	1	0		1	+1
22	F	KACHULIN Mikhail	1	0	1	0	1	0	1	100.00	1	2	2		5	+1
23	F	KOVZALOV Ilya	0	0	0	0	7	12	-5	36.84	0	0	1		1	+1
5	D	ISHMAMETYEY Alexey	0	0	0	25	0	0	0	0.00	1	0	0		1	+1
6	D	AKHMETOV Daniyar +C	0	1	1	2	0	0	0	0.00	0	0	0		0	+1
9	F	NESTEROV German	0	0	0	0	1	0	1	100.00	0	0	0		0	+1
16	F	SAFIN Renat	0	0	0	0	0	0	0	0.00	1	0	0		1	0
17	F	YELAKOV Vladislav	1	0	1	2	6	7	-1	46.15	0	0	2		2	+1
7	F	POPOVICH Yulian	1	0	1	0	0	1	-1	0.00	3	0	1		4	-1
10	D	GREBENCHSHIKOV Vladimir	1	0	1	0	0	0	0	0.00	1	0	1		2	0
11	D	KENBAYEV Daulet	0	1	1	0	1	0	1	100.00	1	0	0		1	0
12	F	ANTSIFEROV Alexey	0	0	0	0	6	10	-4	37.50	0	0	2		2	0
19	F	BELGIBAYEV Nursultan +A	0	1	1	0	0	0	0	0.00	0	0	1		1	0
2	D	GOROZHANINOV Ilya	0	0	0	0	0	0	0	0.00	0	0	0		0	0
3	D	IVASHIN Viktor	0	0	0	0	0	0	0	0.00	0	0	0		0	0
14	F	VOLOGODSKIY Alexandr	0	0	0	0	0	1	-1	0.00	0	0	0		0	0
24	F	FEDOSSENKO Vyacheslav	0	0	0	2	1	0	1	100.00	0	0	1		1	+1
1	GK	KUDRYAVTSEV Sergey	0	0	0	0					0	0	0		0	
20	GK	SMOLNIKOV Mikhail	0	0	0	0					0	0	0		0	
Total			4	5	9	33	27	33	-6	45.00	11	6	11		28	

Team : JPN (white)

Head Coach : MAHON Mark


No	Pos	Name	G	A	P	PIM	FO+	FO-	FO+/-	FO%	Shots on Goal					+/-
											1	2	3	OT	TS	
4	D	MATSUKANE Kenta	0	0	0	0	0	0	0	0.00	0	2	0		2	-1
8	F	OMUKU Maito	0	0	0	2	11	5	6	68.75	1	0	0		1	0
11	F	OTSU Kosuke	0	0	0	0	0	0	0	0.00	0	1	1		2	0
22	F	KAWAMURA Kazuki	0	0	0	0	2	1	1	66.67	0	1	0		1	0
24	D	SATOH Hikaru +C	0	0	0	2	0	0	0	0.00	0	1	0		1	-1
7	D	YOKOYAMA Yoshiya	0	0	0	2	0	0	0	0.00	0	0	1		1	-1
9	F	ECHIGO Tomoya +A	0	1	1	2	4	4	0	50.00	0	0	0		0	0
12	D	KOIZUMI Kazunari	0	0	0	2	0	0	0	0.00	0	0	0		0	0
16	F	TATEDA Shun	1	0	1	0	2	2	0	50.00	0	1	0		1	0
19	F	NAKAJIMA Shogo	0	0	0	0	1	0	1	100.00	1	1	2		4	0
2	D	HORIUCHI Itaru	0	0	0	0	0	0	0	0.00	0	0	1		1	-1
5	D	KATO Shinnosuke	0	0	0	0	0	0	0	0.00	0	0	0		0	-1
13	F	HITOSATO Shigeki	0	0	0	12	0	0	0	0.00	0	1	0		1	-1
15	F	KONNO Tomohiro	0	0	0	0	0	0	0	0.00	1	0	1		2	-2
18	F	FURUHASHI Makuru	0	0	0	2	7	7	0	50.00	2	2	0		4	-2
6	D	OHBA Dai	0	0	0	0	0	0	0	0.00	0	0	0		0	+1
14	F	TANAKA Kentaro +A	0	0	0	0	6	8	-2	42.86	0	0	0		0	-1
21	F	SUZUKI Kento	0	0	0	2	0	0	0	0.00	0	1	0		1	0
23	F	IKEDA Ikki	0	0	0	2	0	0	0	0.00	0	0	1		1	-1
1	GK	HITOMI Shun	0	0	0	0					0	0	0		0	
25	GK	ONODA Takuto	0	0	0	0					0	0	0		0	
Total			1	1	2	28	33	27	6	55.00	5	11	7		23	

Timing and Results provided by  TISSOT



LEGEND

(G) Goals in tournament	*	does not count for Plus/minus	+/-	Plus/minus net	+A	Assistant captain
+C Captain	A	Assists	D	Defence	ENG	Empty net goal
EQ Equal strength	ET/Res	Penalty end time/Result of game	F	Forward	FO-	Face-offs lost
FO% Face-offs won as percentage	FO+	Face-offs won	FO+/-	Face-offs net	G	Goals
GK Goalkeeper	MIP	Minutes in play (GK)	No	Jersey number	OT	Overtime
P Points	PIM	Penalties in minutes	Pos	Position	PP1	Power play - 1 player
PPG Power play goals	PS	Penalty shot	SH1	Shorthanded - 1 player	SHG	Shorthanded goals
SOG Shots on goal	SVS	Saves	TPP	Time on power play	TS	Total shots

Timing and Results provided by  **TISSOT**



Shot Chart

KAZ - JPN

Shots by JPN

Goals (o): 0 SSG (+): 5
SSP (-): 1 SPG (-): 2



GK 20 of KAZ

Shots by KAZ

Goals (o): 0 SSG (+): 6
SSP (-): 3 SPG (-): 2



GK 1 of JPN

Shots by JPN

Goals (o): 0 SSG (+): 7
SSP (-): 2 SPG (-): 3



GK 20 of KAZ

Shots by KAZ

Goals (o): 2 SSG (+): 9
SSP (-): 7 SPG (-): 6



GK 1 of JPN

Shots by JPN


Goals (o): 1 SSG (+): 10
SSP (-): 6 SPG (-): 2



GK 20 of KAZ

Shots by KAZ

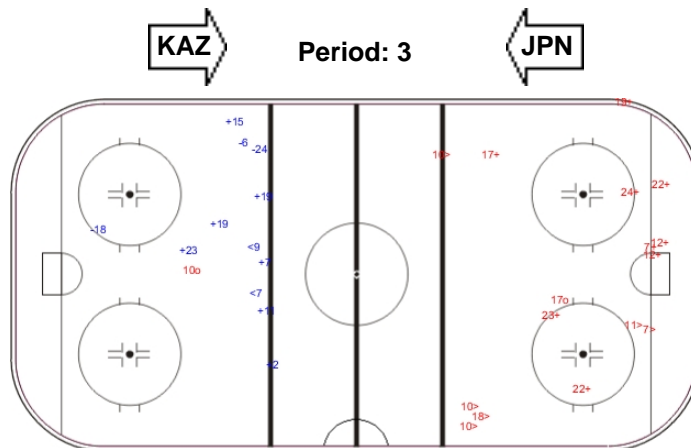
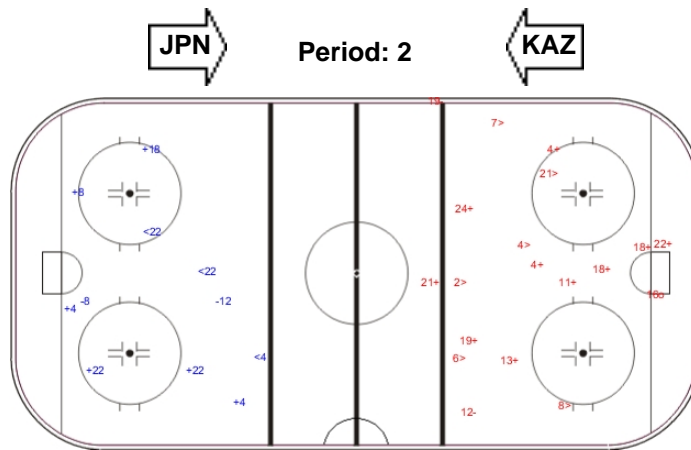
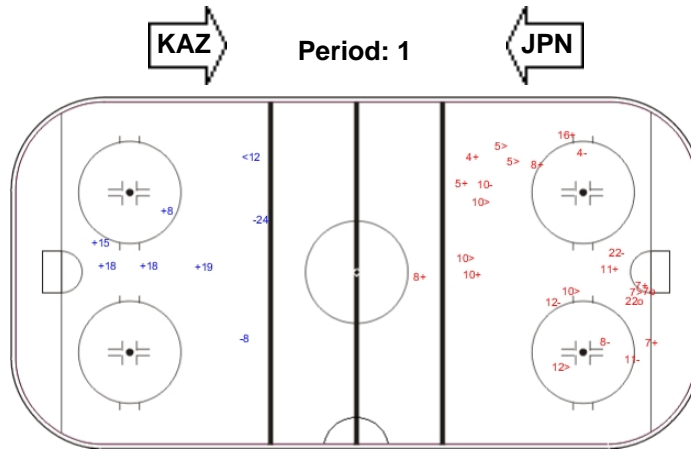
Goals (o): 2 SSG (+): 9
SSP (-): 6 SPG (-): 0



GK 1 of JPN



ENG



LEGEND

ENG Empty net goal GK Goalkeeper SPG Shots past goal SSG Shots saved by goalkeeper SSP Shots saved by player

Timing and Results provided by **TISSOT**



Face-off Chart

KAZ - JPN

PERIOD 1

KAZ		JPN		KAZ		JPN		KAZ		JPN		Total wins all zones	
Def. zone	Att. zone	Neutral zone		Att. zone	Def. zone							KAZ	JPN
+ 11	- 9	- 23	+ 8	- 23	+ 8								
+ 9	- 18	- 12	+ 18	- 23	+ 18								
+ 12	- 8	+ 17	- 9	- 23	+ 8								
+ 23	- 14	+ 22	- 18	+ 12	- 8								
		- 12	+ 8	+ 23	- 16								
		+ 8	- 22	+ 17	- 14								
				- 12	+ 18								
				+ 12	- 14								
				+ 8	- 9								
Total wins / period	4 / 100%	0 / 0%		3 / 50%	3 / 50%			5 / 56%	4 / 44%			12 / 63%	7 / 37%

PERIOD 2

KAZ		JPN		KAZ		JPN		KAZ		JPN		Total wins all zones	
Def. zone	Att. zone	Neutral zone		Att. zone	Def. zone							KAZ	JPN
+ 23	- 16	+ 23	- 8	+ 23	- 18								
- 17	+ 9	+ 12	- 14	+ 12	- 14								
- 12	+ 18	- 17	+ 8	- 23	+ 9								
- 23	+ 16	- 12	+ 18	- 12	+ 14								
- 12	+ 19	- 17	+ 8	- 17	+ 14								
- 14	+ 14	+ 24	- 8										
- 23	+ 16												
+ 17	- 18												
- 23	+ 8												
Total wins / period	2 / 22%	7 / 78%		3 / 50%	3 / 50%			2 / 40%	3 / 60%			7 / 35%	13 / 65%

PERIOD 3

KAZ		JPN		KAZ		JPN		KAZ		JPN		Total wins all zones	
Def. zone	Att. zone	Neutral zone		Att. zone	Def. zone							KAZ	JPN
+ 17	- 18	- 8	+ 8	- 12	+ 9								
- 23	+ 9	+ 17	- 18	- 8	+ 8								
- 17	+ 14	- 23	+ 8	- 17	+ 8								
- 23	+ 22	+ 17	- 14	+ 23	- 9								
- 23	+ 22	+ 8	- 8	+ 12	- 14								
+ 8	- 14	- 17	+ 18	+ 23	- 18								
- 12	+ 14			- 12	+ 14								
- 7	+ 18												
Total wins / period	2 / 25%	6 / 75%		3 / 50%	3 / 50%			3 / 43%	4 / 57%			8 / 38%	13 / 62%

TOTAL



	KAZ		JPN		KAZ		JPN		Total wins all zones	
	Def. zone	Att. zone	Neutral zone		Att. zone	Def. zone	KAZ	JPN		
Total wins / game	8 / 38%	13 / 62%	9 / 50%	9 / 50%	10 / 48%	11 / 52%	27 / 45%	33 / 55%		




HEAD TO HEAD

	JPN							Tot	wins KAZ	Dz	Nz	Az	
	No.	8	9	14	16	18	19						22
KAZ	7					0 - 1			1	0 0%	0 0%		
	8	1 - 2	1 - 0	1 - 0				1 - 0	6	4 67%	1 100%	2 67%	1 50%
	9					1 - 0			1	1 100%	1 100%		
	11		1 - 0						1	1 100%	1 100%		
	12	2 - 1	0 - 1	4 - 3		0 - 4	0 - 1		16	6 38%	1 25%	1 25%	4 50%
	14			0 - 1					1	0 0%	0 0%		
	17	0 - 3	1 - 1	2 - 2		3 - 1			13	6 46%	2 50%	3 50%	1 33%
	22					1 - 0			1	1 100%		1 100%	
	23	1 - 5	1 - 2	1 - 0	2 - 2	2 - 1		0 - 2	19	7 37%	2 25%	1 33%	4 50%
	24	1 - 0							1	1 100%		1 100%	
Tot	16	8	14	4	14	1	3	60	27 45%	8 38%	9 50%	10 48%	
wins JPN	11 69%	4 50%	6 43%	2 50%	7 50%	1 100%	2 67%	33 55%					
Dz	4 80%	2 50%	3 43%	0 0%	2 50%			11 52%					
Nz	6 67%	0 0%	0 0%		3 60%		0 0%	9 50%					
Az	1 50%	2 67%	3 60%	2 67%	2 40%	1 100%	2 100%	13 62%					

LEGEND

Az Attacking zone **Dz** Defending zone **Nz** Neutral zone **Tot** Total face-offs played

Timing and Results provided by  TISSOT



Tournament Progress

As of SAT 14 FEB 2015

Game	Group	Date	Time	Teams	Results	1	2	3	OT	GWS	Venue
23		THU 12 FEB	13:30	SWE - ESP	5 - 1	2 - 1	3 - 0	0 - 0			Granada Sport Palace
26		FRI 13 FEB	13:30	ESP - CHN	8 - 2	1 - 0	4 - 1	3 - 1			Granada Sport Palace
31		SAT 14 FEB	11:00	CHN - SWE	0 - 4	0 - 2	0 - 0	0 - 2			Mulhacen Pavilion

Rank (GR)	Team	GP	W	OTW	OTL	L	GDF	GF:GA	PTS
1	SWE	2	2	0	0	0	+8	9 : 1	6
2	ESP	2	1	0	0	1	+2	9 : 7	3
3	CHN	2	0	0	0	2	-10	2 : 12	0

NOTE

Rank within each group (GR) is based on points. For tie-break rules and explanation of the criteria for final standings at the completion of the preliminary round see 'Competition Format and Rules'.

LEGEND

1 1st period	2 2nd period	3 3rd period	GA Goals against	GDF Goal difference
GF Goals for	GP Games played	GR Group rank	GWS Game winning shot	L Losses
nd Final rank for preliminary round	OT Overtime	OTL Overtime loss	OTW Overtime win	PTS Points
TS Tournament seeding	W Wins	PTS/GP Average points per game		

Timing and Results provided by **TISSOT**



Game Roster

SWE - ESP

Referee(s)

HORAK Tomas (CZE)

Goalkeepers

Team: SWE

No	Name	GP	MIP	GA	SVS	SOG	SVS%	GAA
1	LJUNG Arvid	4	184:56	12	131	143	91.61	3.89
2	HVITFELDT Henrik	1	00:00	0	0	0	0.00	0.00
30	HELIN Emil	3	60:00	7	52	59	88.14	7.00

Team Roster

Team: SWE (yellow)

No	Pos	Name	GP	G	A	PTS	PIM	+/-
1	GK	LJUNG Arvid	4	0	0	0	0	
2	GK	HVITFELDT Henrik	1	0	0	0	0	
3	D	BACKESTEN Joel	4	0	0	0	4	-9
4	D	STIGBORN Adam +A	3	0	0	0	0	-2
5	D	LYRVALL Erik	4	0	1	1	2	-2
6	D	JIGMALM Freddie	4	0	1	1	2	-2
7	F	JONSSON Daniel	4	0	0	0	0	-4
8	D	PELTONIEMI Fredrik	4	0	0	0	0	-2
9	F	BJORK LINDSTROM Victor	4	0	0	0	8	-6
10	F	GRONROS Andre	4	0	1	1	0	-4
11	F	ORRSVEDEN Magnus	4	0	0	0	12	-6
12	D	WESTLUND Wiking +A	4	0	1	1	2	-3
14	D	NYQUIST Oscar	4	0	0	0	2	-6
15	F	ANDERSSON Daniel	4	2	1	3	6	-6
16	F	BERGQVIST Stefan	4	2	0	2	4	-7
17	F	SALDEEN Justus	4	1	0	1	8	0
18	F	ORTEVALL Marcus	4	0	0	0	0	-5
19	F	RONNEBACK THOMSON Joachim +C	4	0	3	3	4	-1
20	F	GRONSKOG Niklas	4	1	2	3	4	0
23	F	ROGNE Eric	4	0	0	0	0	-2
24	D	HERTZBERG Tim	4	1	0	1	4	-9
30	GK	HELIN Emil	3	0	0	0	2	

Head Coach: TIGER Mats

Linesmen

KACEJ Lukas (SVK) , van GRINSVEN Chris (BEL)

Team: ESP

No	Name	GP	MIP	GA	SVS	SOG	SVS%	GAA
1	ALCAINE Ander	4	201:34	13	155	168	92.26	3.87
25	GARCIA Ignacio	4	37:52	1	19	20	95.00	1.58

Team: ESP (black)

No	Pos	Name	GP	G	A	PTS	PIM	+/-
1	GK	ALCAINE Ander	4	0	0	0	10	
2	D	ALASTRUEY Hector	4	0	1	1	2	-5
3	D	GAINZA Inigo +A	4	0	3	3	6	-1
4	D	VEA Jorge	0	0	0	0	0	0
5	F	BETRAN Adrian	4	1	2	3	4	-1
7	F	BURGOS Jorge	4	0	0	0	6	+1
8	F	PUYUELO Pablo	4	1	1	2	2	-1
9	F	GONZALEZ Gaston	4	2	0	2	2	+2
10	D	BRAVO Juan Francisco	4	0	0	0	2	0
11	F	MUNOZ Juan	4	1	2	3	0	+1
12	F	PEDRAZ Alejandro	4	0	2	2	0	-3
13	F	GONZALEZ Pol +C	4	2	1	3	0	+2
14	F	CARBONELL Alejandro	4	1	1	2	0	+1
15	F	GARCIA-ARIAS Javier	4	2	1	3	2	0
16	F	MECO Aitor	4	0	0	0	0	-2
17	F	FERNANDEZ-POLA Angel	4	0	0	0	2	-3
18	F	SOLORZANO Ignacio	2	0	0	0	2	-1
19	D	UBIETO Adrian	4	2	4	6	4	+2
22	F	FUENTES Patricio +A	4	2	5	7	0	+3
23	F	QUEVEDO Carlos	3	1	3	4	2	+1
24	D	VEA Alex	4	0	0	0	0	-3
25	GK	GARCIA Ignacio	4	0	0	0	0	

Head Coach: TUOMI Timo

LEGEND

A Assists	D Defence	F Forward	G Goals
GA Goals against	GAA Goals against as average per 60 minutes	GK Goalkeeper	GP Games played
MIP Minutes and seconds played	No Jersey number	PIM Penalties in minutes	Pos Position
PTS Points	SOG Shots on goal	SVS Saves	SVS% Saves in percentage
+/- Plus/minus net	+A Assistant captain	+C Captain	

Timing and Results provided by **TISSOT**



Line-ups

SWE - ESP

Referee(s)

HORAK Tomas (CZE)

Linesmen

KACEJ Lukas (SVK) , van GRINSVEN Chris (BEL)

Goalkeepers

Team: SWE

No Name

30 HELIN Emil
1 LJUNG Arvid

Team Line-ups

Team: SWE (yellow)

No Pos Name

3 D	BACKESTEN Joel
24 D	HERTZBERG Tim
9 F	BJORK LINDSTROM Victor
15 F	ANDERSSON Daniel
17 F	SALDEEN Justus
5 D	LYRVALL Erik
6 D	JIGMALM Freddie
8 D	PELTONIEMI Fredrik
12 D	WESTLUND Wiking +A
20 F	GRONSKOG Niklas
4 D	STIGBORN Adam +A
14 D	NYQUIST Oscar
11 F	ORRSVEDEN Magnus
16 F	BERGQVIST Stefan
18 F	ORTEVALL Marcus
7 F	JONSSON Daniel
19 F	RONNEBACK THOMSON Joachim +C

Head Coach: TIGER Mats

NOT DRESSED:

2 GK HVITFELDT Henrik
10 F GRONROS Andre
23 F ROGNE Eric

Team: ESP

No Name

1 ALCAINE Ander
25 GARCIA Ignacio

Team: ESP (black)

No Pos Name

3 D	GAINZA Inigo +A
19 D	UBIETO Adrian
11 F	MUNOZ Juan
13 F	GONZALEZ Pol +C
22 F	FUENTES Patricio +A
2 D	ALASTRUEY Hector
24 D	VEA Alex
5 F	BETRAN Adrian
12 F	PEDRAZ Alejandro
15 F	GARCIA-ARIAS Javier
10 D	BRAVO Juan Francisco
7 F	BURGOS Jorge
8 F	PUYUELO Pablo
9 F	GONZALEZ Gaston
14 F	CARBONELL Alejandro
16 F	MECO Aitor
17 F	FERNANDEZ-POLA Angel
18 F	SOLORZANO Ignacio

Head Coach: TUOMI Timo

NOT DRESSED:

4 D VEA Jorge
23 F QUEVEDO Carlos

LEGEND

D	Defence	F	Forward	No	Jersey number	Pos	Position
+A	Assistant captain	+C	Captain				

Timing and Results provided by **TISSOT**



Graphical Line-ups

SWE - ESP

Referee(s)

HORAK Tomas (CZE)

Linesmen

KACEJ Lukas (SVK) , van GRINSVEN Chris (BEL)

Team: SWE - Sweden (yellow)

Head Coach: TIGER Mats

S1 30 HELIN Emil		
1 LJUNG Arvid		
S2 3 BACKESTEN Joel	S3 24 HERTZBERG Tim	
S4 9 BJORK LINDSTROM Victor	S5 15 ANDERSSON Daniel	S6 17 SALDEEN Justus
8 PELTONIEMI Fredrik		12 WESTLUND Wiking +A
20 GRONSKOG Niklas	6 JIGMALM Freddie	5 LYRVALL Erik
4 STIGBORN Adam +A		14 NYQUIST Oscar
11 ORRSVEDEN Magnus	16 BERGQVIST Stefan	18 ORTEVALL Marcus
19 RONNEBACK THOMSON Joachim +C		7 JONSSON Daniel

Team: ESP - Spain (black)

Head Coach: TUOMI Timo

S1 1 ALCAINE Ander		
25 GARCIA Ignacio		
S2 3 GAINZA Inigo +A	S3 19 UBIETO Adrian	
S5 13 GONZALEZ Pol +C	S6 22 FUENTES Patricio +A	S4 11 MUNOZ Juan
2 ALASTRUEY Hector		24 VEA Alex
12 PEDRAZ Alejandro	5 BETRAN Adrian	15 GARCIA-ARIAS Javier
10 BRAVO Juan Francisco		7 BURGOS Jorge
9 GONZALEZ Gaston	14 CARBONELL Alejandro	8 PUYUELO Pablo
16 MECO Aitor		17 FERNANDEZ-POLA Angel
17 FERNANDEZ-POLA Angel		18 SOLORZANO Ignacio

LEGEND

Sn Starting position

+A Assistant captain

+C Captain

Timing and Results provided by **TISSOT**



Game Summary

SWE - ESP 5 - 1 (2 - 1 , 3 - 0 , 0 - 0)

Spectators	Referee(s)	Linesmen
350	HORAK Tomas (CZE)	KACEJ Lukas (SVK) , van GRINSVEN Chris (BEL)

Team Statistics

Period	Score	SVS	SOG	PIM	TPP	PPG	SHG
1	2 : 1	7 : 16	18 : 8	2 : 29	05:14 : 00:54	0 : 1	0 : 0
2	3 : 0	10 : 6	9 : 10	2 : 4	05:49 : 01:24	1 : 0	0 : 0
3	0 : 0	13 : 11	11 : 13	4 : 14	03:23 : 03:23	0 : 0	0 : 0
Total	5 : 1	30 : 33	38 : 31	8 : 47	14:26 : 05:41	1 : 1	0 : 0

1st Period

Action	Time	ET/Res	Team	Type	No	Name	(G)	Name of Assistant(s) / Action Description
GK	00:00		SWE		30	HELIN E		- Goalkeeper in
GK	00:00		ESP		1	ALCAINE A		- Goalkeeper in
Penalty	00:51	01:45	SWE	2 min.	5	LYRVALL E		- Boarding
Goal	01:45	0 : 1	ESP	PP1	11	MUNOZ J	(2)	13 GONZALEZ P 12 PEDRAZ A On Ice SWE 30 4 14 16 18 ESP 1 11 12 13 19 22 *
Penalty	08:03		ESP	PS	3	GAINZA I		- Hooking
PS.miss	08:03		SWE	PS	9	BJORK LINDSTROM V	(0)	
Goal	08:25	1 : 1	SWE	EQ	6	JIGMALM F	(1)	20 GRONSKOG N 5 LYRVALL E On Ice SWE 30 5 6 8 12 20 ESP 1 2 8 9 14 19
Penalty	09:12	11:12	ESP	2 min.	15	GARCIA-ARIAS J		- High Sticking
Goal	12:49	2 : 1	SWE	EQ	7	JONSSON D	(1)	3 BACKESTEN J 15 ANDERSSON D On Ice SWE 30 3 7 15 18 24 ESP 1 5 10 12 15 19
Penalty	13:06	15:06	ESP	2 min.	8	PUYUELO P		- Delaying the Game
Penalty	18:46	23:46	ESP	5 min.	3	GAINZA I		- Kneeing / Served by: 16 MECO A
Penalty	18:46	60:00	ESP	20 min.	3	GAINZA I		- Game Misconduct Penalty

2nd Period

Action	Time	ET/Res	Team	Type	No	Name	(G)	Name of Assistant(s) / Action Description
Goal	30:40	3 : 1	SWE	EQ	18	ORTEVALL M	(1)	6 JIGMALM F 11 ORRSVEDEN M On Ice SWE 30 6 8 11 12 18 ESP 1 7 8 9 14 19
Penalty	32:48	33:27	ESP	2 min.	12	PEDRAZ A		- High Sticking
Goal	33:27	4 : 1	SWE	PP1	5	LYRVALL E	(1)	8 PELTONIEMI F 6 JIGMALM F On Ice SWE 30 5 6 8 12 20 ESP 1 7 10 11 22 *
Goal	34:50	5 : 1	SWE	EQ	19	RONNEBACK THOMSON J	(1)	15 ANDERSSON D 7 JONSSON D On Ice SWE 30 7 12 15 19 24 ESP 1 2 7 11 13 19
Penalty	35:08	37:08	SWE	2 min.	3	BACKESTEN J		- Holding an opponent
Penalty	36:32	38:32	ESP	2 min.	-	Team penalty		- Too Many Men / Served by: 15 GARCIA-ARIAS J
GK	40:00		ESP					1 ALCAINE A - Goalkeeper out

3rd Period

Action	Time	ET/Res	Team	Type	No	Name	(G)	Name of Assistant(s) / Action Description
GK	40:00		ESP		25	GARCIA I		- Goalkeeper in
Penalty	47:21	49:21	ESP	2 min.	11	MUNOZ J		- Cross-Checking
Penalty	48:44	50:44	SWE	2 min.	6	JIGMALM F		- Cross-Checking
Penalty	53:51	55:51	SWE	2 min.	16	BERGQVIST S		- Tripping
Penalty	56:43	58:43	ESP	2 min.	18	SOLORZANO I		- Checking to the Head and Neck Area / Served by: 17 FERNANDEZ-POLA A
Penalty	56:43	60:00	ESP	10 min.	18	SOLORZANO I		- Misconduct
GK	60:00		SWE					30 HELIN E - Goalkeeper out
GK	60:00		ESP					25 GARCIA I - Goalkeeper out



Goalkeeper Records

Team : SWE - Sweden

No	Name	SOG	SVS	MIP
30	HELIN Emil	31	30	60:00
1	LJUNG Arvid			

Team : ESP - Spain

No	Name	SOG	SVS	MIP
1	ALCAINE Ander	27	22	40:00
25	GARCIA Ignacio	11	11	20:00

Game Statistics

Team : SWE (yellow)

Head Coach : TIGER Mats

No	Pos	Name	G	A	P	PIM	FO+	FO-	FO+/-	FO%	Shots on Goal					+/-
											1	2	3	OT	TS	
3	D	BACKESTEN Joel	0	1	1	2	0	0	0	0.00	1	0	1		2	+1
9	F	BJORK LINDSTROM Victor	0	0	0	0	4	2	2	66.67	2	0	1		3	0
15	F	ANDERSSON Daniel	0	2	2	0	7	11	-4	38.89	0	0	1		1	+2
17	F	SALDEEN Justus	0	0	0	0	0	0	0	0.00	2	0	0		2	0
24	D	HERTZBERG Tim	0	0	0	0	0	0	0	0.00	1	0	0		1	+2
5	D	LYRVALL Erik	1	1	2	2	0	1	-1	0.00	0	1	0		1	+1
6	D	JIGMALM Freddie	1	2	3	2	15	8	7	65.22	3	0	1		4	+2
8	D	PELTONIEMI Fredrik	0	1	1	0	0	0	0	0.00	3	1	1		5	+2
12	D	WESTLUND Wiking +A	0	0	0	0	0	0	0	0.00	0	1	2		3	+3
20	F	GRONSKOG Niklas	0	1	1	0	0	0	0	0.00	0	0	0		0	+1
4	D	STIGBORN Adam +A	0	0	0	0	0	0	0	0.00	2	0	0		2	0
11	F	ORRSVEDEN Magnus	0	1	1	0	2	1	1	66.67	0	1	2		3	+1
14	D	NYQUIST Oscar	0	0	0	0	0	0	0	0.00	0	0	0		0	0
16	F	BERGQVIST Stefan	0	0	0	2	7	1	6	87.50	0	1	1		2	0
18	F	ORTEVALL Marcus	1	0	1	0	1	1	0	50.00	1	1	0		2	+2
7	F	JONSSON Daniel	1	1	2	0	0	0	0	0.00	3	1	1		5	+2
19	F	RONNEBACK THOMSON Joachim +C	1	0	1	0	6	0	6	100.00	0	2	0		2	+1
1	GK	LJUNG Arvid	0	0	0	0					0	0	0		0	
30	GK	HELIN Emil	0	0	0	0					0	0	0		0	
Total			5	10	15	8	42	25	17	62.69	18	9	11		38	

Team : ESP (black)

Head Coach : TUOMI Timo

No	Pos	Name	G	A	P	PIM	FO+	FO-	FO+/-	FO%	Shots on Goal					+/-
											1	2	3	OT	TS	
3	D	GAINZA Inigo +A	0	0	0	25	0	0	0	0.00	0	0	0		0	0
11	F	MUNOZ Juan	1	0	1	2	0	0	0	0.00	2	1	2		5	-1
13	F	GONZALEZ Pol +C	0	1	1	0	1	0	1	100.00	1	0	1		2	-1
19	D	UBIETO Adrian	0	0	0	0	0	0	0	0.00	0	0	0		0	-4
22	F	FUENTES Patricio +A	0	0	0	0	7	18	-11	28.00	3	2	2		7	0
2	D	ALASTRUEY Hector	0	0	0	0	0	0	0	0.00	0	1	1		2	-2
5	F	BETRAN Adrian	0	0	0	0	10	9	1	52.63	0	1	1		2	-1
12	F	PEDRAZ Alejandro	0	1	1	2	0	0	0	0.00	0	3	1		4	-1
15	F	GARCIA-ARIAS Javier	0	0	0	2	0	0	0	0.00	0	1	2		3	-1
24	D	VEA Alex	0	0	0	0	0	0	0	0.00	0	0	0		0	0
7	F	BURGOS Jorge	0	0	0	0	0	0	0	0.00	1	1	0		2	-2
8	F	PUYUELO Pablo	0	0	0	2	0	0	0	0.00	0	0	1		1	-2
9	F	GONZALEZ Gaston	0	0	0	0	0	0	0	0.00	1	0	1		2	-2
10	D	BRAVO Juan Francisco	0	0	0	0	0	0	0	0.00	0	0	0		0	-1
14	F	CARBONELL Alejandro	0	0	0	0	5	9	-4	35.71	0	0	1		1	-2
16	F	MECO Aitor	0	0	0	0	0	0	0	0.00	0	0	0		0	0
17	F	FERNANDEZ-POLA Angel	0	0	0	0	2	6	-4	25.00	0	0	0		0	0
18	F	SOLORZANO Ignacio	0	0	0	12	0	0	0	0.00	0	0	0		0	0
1	GK	ALCAINE Ander	0	0	0	0					0	0	0		0	
25	GK	GARCIA Ignacio	0	0	0	0					0	0	0		0	
Total			1	2	3	45	25	42	-17	37.31	8	10	13		31	




Classifications (9-11)

R	Team	GP	W	OTW	OTL	L	GDF	GF:GA	PTS
1	SWE	1	1	0	0	0	+4	5 : 1	3
2	ESP	1	0	0	0	1	-4	1 : 5	0
-	CHN	0							

	CHN	ESP	SWE
CHN	*****	FRI 13 FEB 13:30	SAT 14 FEB 11:00
ESP	FRI 13 FEB 13:30	*****	1:5
SWE	SAT 14 FEB 11:00	5:1	*****

LEGEND

(G) Goals in tournament	*	does not count for Plus/minus	+/- Plus/minus net	+A Assistant captain
+C Captain	A Assists		D Defence	EQ Equal strength
ET/Res Penalty end time/Result of game	F Forward		FO- Face-offs lost	FO% Face-offs won as percentage
FO+ Face-offs won	FO+/- Face-offs net		G Goals	GA Goals against
GDF Goal difference	GF Goals for		GK Goalkeeper	GP Games played
L Losses	MIP Minutes in play (GK)		No Jersey number	OT Overtime
OTL Overtime losses	OTW Overtime wins		P Points	PIM Penalties in minutes
Pos Position	PP1 Power play - 1 player		PPG Power play goals	PS Penalty shot
PTS Points	R Rank		SHG Shorthanded goals	SOG Shots on goal
SVS Saves	TPP Time on power play		TS Total shots	W Wins

Timing and Results provided by  TISSOT



Shot Chart

SWE - ESP

Shots by ESP


Goals (o): 1 SSG (+): 7
SSP (-): 3 SPG (-): 2



GK 30 of SWE

Shots by SWE

Goals (o): 3 SSG (+): 6
SSP (-): 7 SPG (-): 6



GK 1 of ESP

Shots by ESP

Goals (o): 0 SSG (+): 13
SSP (-): 2 SPG (-): 2



GK 30 of SWE

Shots by SWE

Goals (o): 2 SSG (+): 16
SSP (-): 11 SPG (-): 9



GK 1 of ESP

Shots by ESP

Goals (o): 0 SSG (+): 10
SSP (-): 3 SPG (-): 4



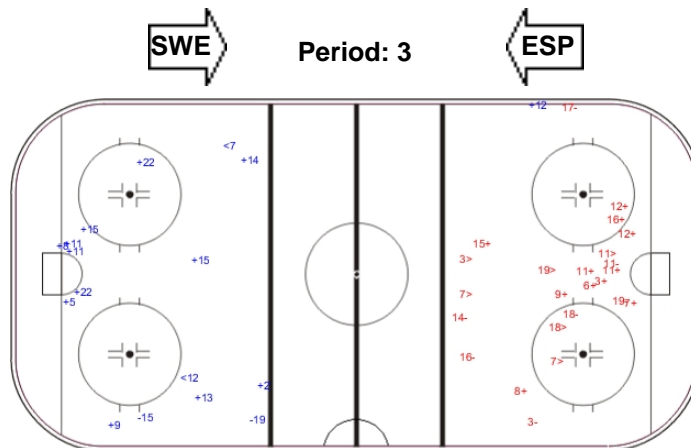
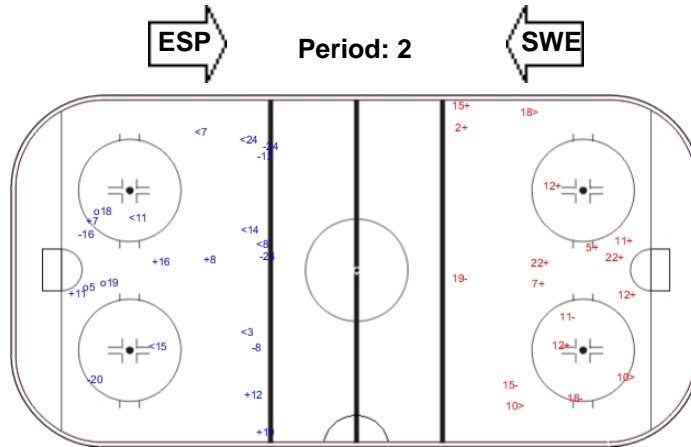
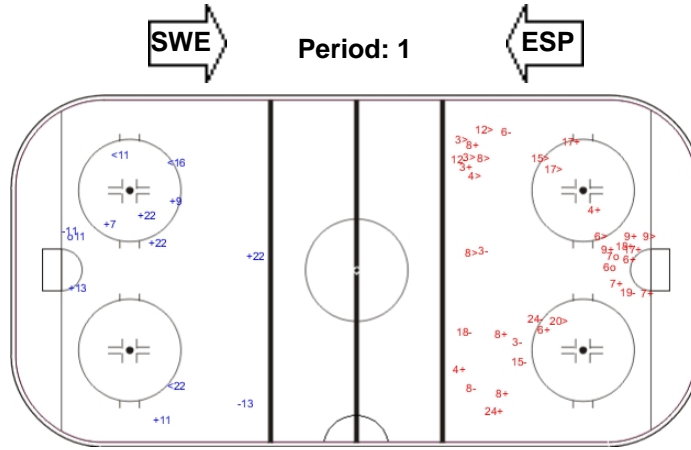
GK 30 of SWE

Shots by SWE

Goals (o): 0 SSG (+): 11
SSP (-): 6 SPG (-): 7



GK 25 of ESP



LEGEND

GK Goalkeeper **SPG** Shots past goal **SSG** Shots saved by goalkeeper **SSP** Shots saved by player

Timing and Results provided by **TISSOT**



Face-off Chart

SWE - ESP

PERIOD 1

	SWE	ESP	Neutral zone		SWE	ESP	Total wins all zones				
	Def. zone	Att. zone	SWE	ESP	Att. zone	Def. zone					
	+ 15	- 22	- 15	+ 22	+ 6	- 17	<table border="1"> <thead> <tr> <th>SWE</th> <th>ESP</th> </tr> </thead> <tbody> <tr> <td>14 / 58%</td> <td>10 / 42%</td> </tr> </tbody> </table>	SWE	ESP	14 / 58%	10 / 42%
SWE	ESP										
14 / 58%	10 / 42%										
	- 6	+ 5	- 15	+ 14	+ 16	- 22					
	+ 6	- 22	- 15	+ 5	+ 6	- 17					
	- 6	+ 17	+ 16	- 5	+ 6	- 14					
	- 15	+ 14	- 16	+ 22	- 15	+ 5					
	+ 19	- 5	+ 6	- 14	- 9	+ 5					
			- 15	+ 13	+ 19	- 22					
			+ 6	- 5	+ 9	- 5					
					+ 6	- 22					
					+ 6	- 22					
Total wins / period	3 / 50%	3 / 50%	3 / 38%	5 / 62%	8 / 80%	2 / 20%					

PERIOD 2

	SWE	ESP	Neutral zone		SWE	ESP	Total wins all zones				
	Def. zone	Att. zone	SWE	ESP	Att. zone	Def. zone					
	+ 6	- 5	- 15	+ 22	+ 15	- 22	<table border="1"> <thead> <tr> <th>SWE</th> <th>ESP</th> </tr> </thead> <tbody> <tr> <td>16 / 73%</td> <td>6 / 27%</td> </tr> </tbody> </table>	SWE	ESP	16 / 73%	6 / 27%
SWE	ESP										
16 / 73%	6 / 27%										
	- 6	+ 14	+ 15	- 22	+ 16	- 14					
	- 18	+ 22	- 15	+ 22	+ 6	- 5					
	- 6	+ 5	+ 16	- 17	+ 15	- 5					
	+ 6	- 5	+ 16	- 14	+ 6	- 22					
	+ 6	- 14	+ 6	- 22	+ 19	- 17					
	+ 9	- 22	- 5	+ 22	+ 19	- 17					
					+ 18	- 5					
Total wins / period	4 / 57%	3 / 43%	4 / 57%	3 / 43%	8 / 100%	0 / 0%					

PERIOD 3

	SWE	ESP	Neutral zone		SWE	ESP	Total wins all zones				
	Def. zone	Att. zone	SWE	ESP	Att. zone	Def. zone					
	- 6	+ 14	+ 15	- 22	+ 15	- 14	<table border="1"> <thead> <tr> <th>SWE</th> <th>ESP</th> </tr> </thead> <tbody> <tr> <td>12 / 57%</td> <td>9 / 43%</td> </tr> </tbody> </table>	SWE	ESP	12 / 57%	9 / 43%
SWE	ESP										
12 / 57%	9 / 43%										
	- 6	+ 17	+ 15	- 22	+ 16	- 22					
	- 15	+ 5			- 6	+ 5					
	+ 11	- 17			+ 9	- 14					
	- 11	+ 5			- 15	+ 22					
	+ 16	- 14			- 6	+ 5					
	+ 11	- 22			+ 19	- 22					
	+ 9	- 14			+ 19	- 22					
	- 9	+ 5			+ 6	- 22					
	- 15	+ 14									
Total wins / period	4 / 40%	6 / 60%	2 / 100%	0 / 0%	6 / 67%	3 / 33%					

TOTAL



	SWE	ESP	SWE	ESP	SWE	ESP	Total wins all zones	
	Def. zone	Att. zone	Neutral zone		Att. zone	Def. zone	SWE	ESP
Total wins / game	11 / 48%	12 / 52%	9 / 53%	8 / 47%	22 / 81%	5 / 19%	42 / 63%	25 / 37%




HEAD TO HEAD

		ESP					Tot	wins SWE	Dz	Nz	Az
No.	5	13	14	17	22						
SWE	5					0 - 1	1	0 0%		0 0%	
	6	4 - 4		3 - 2	2 - 2	6 - 0	23	15 65%	4 40%	3 100%	8 80%
	9	1 - 2		2 - 0		1 - 0	6	4 67%	2 67%		2 67%
	11	0 - 1			1 - 0	1 - 0	3	2 67%	2 67%		
	15	1 - 3	0 - 1	1 - 3		5 - 4	18	7 39%	1 25%	3 33%	3 60%
	16	1 - 0		3 - 0	1 - 0	2 - 1	8	7 88%	1 100%	3 75%	3 100%
	18	1 - 0				0 - 1	2	1 50%	0 0%		1 100%
	19	1 - 0			2 - 0	3 - 0	6	6 100%	1 100%		5 100%
	Tot	19	1	14	8	25	67	42 63%	11 48%	9 53%	22 81%
	wins ESP	10 53%	1 100%	5 36%	2 25%	7 28%	25 37%				
Dz	4 50%		0 0%	0 0%	1 9%	5 19%					
Nz	1 33%	1 100%	1 33%	0 0%	5 56%	8 47%					
Az	5 63%		4 57%	2 67%	1 20%	12 52%					

LEGEND

Az Attacking zone **Dz** Defending zone **Nz** Neutral zone **Tot** Total face-offs played

Timing and Results provided by 



Game Roster

ESP - CHN

Referee(s)

ANSONS Andris (LAT)

Linesmen

ICHIKAWA Shunsuke (JPN) , PARK Jun Soo (KOR)

Goalkeepers

Team: ESP

No	Name	GP	MIP	GA	SVS	SOG	SVS%	GAA
1	ALCAINE Ander	5	241:34	18	177	195	90.77	4.47
25	GARCIA Ignacio	5	57:52	1	30	31	96.77	1.04

Team Roster

Team: ESP ()

No	Pos	Name	GP	G	A	PTS	PIM	+/-
1	GK	ALCAINE Ander	5	0	0	0	10	
2	D	ALASTRUEY Hector	5	0	1	1	2	-7
3	D	GAINZA Inigo +A	5	0	3	3	31	-1
4	D	VEA Jorge	0	0	0	0	0	0
5	F	BETRAN Adrian	5	1	2	3	4	-2
7	F	BURGOS Jorge	5	0	0	0	6	-1
8	F	PUYUELO Pablo	5	1	1	2	4	-3
9	F	GONZALEZ Gaston	5	2	0	2	2	0
10	D	BRAVO Juan Francisco	5	0	0	0	2	-1
11	F	MUNOZ Juan	5	2	2	4	2	0
12	F	PEDRAZ Alejandro	5	0	3	3	2	-4
13	F	GONZALEZ Pol +C	5	2	2	4	0	+1
14	F	CARBONELL Alejandro	5	1	1	2	0	-1
15	F	GARCIA-ARIAS Javier	5	2	1	3	4	-1
16	F	MECO Aitor	5	0	0	0	0	-2
17	F	FERNANDEZ-POLA Angel	5	0	0	0	2	-3
18	F	SOLORIZANO Ignacio	3	0	0	0	14	-1
19	D	UBIETO Adrian	5	2	4	6	4	-2
22	F	FUENTES Patricio +A	5	2	5	7	0	+3
23	F	QUEVEDO Carlos	3	1	3	4	2	+1
24	D	VEA Alex	5	0	0	0	0	-3
25	GK	GARCIA Ignacio	5	0	0	0	0	

Head Coach: TUOMI Timo

Team: CHN

No	Name	GP	MIP	GA	SVS	SOG	SVS%	GAA
1	WU Jiankun	4	56:54	13	55	68	80.88	13.71
22	SUN Zehao	4	183:06	29	230	259	88.80	9.50

Team: CHN ()

No	Pos	Name	GP	G	A	PTS	PIM	+/-
1	GK	WU Jiankun	4	0	0	0	0	
2	D	LI Ning	4	0	0	0	2	-9
3	F	FAN Yi	0	0	0	0	0	0
4	F	YU Xiaolong	0	0	0	0	0	0
5	D	GUAN Tianyi	2	0	0	0	0	-2
6	F	HUANG Peng +C	4	0	0	0	6	-11
7	F	ZHANG Zesen	3	0	0	0	0	-9
8	F	ZUO Tianyou +A	3	1	0	1	0	-9
9	F	LU Hengnan +A	4	2	0	2	16	-13
10	D	ZHANG Jiaqi	4	0	0	0	14	-15
11	F	YU Mingrunze	2	0	0	0	0	-3
12	D	ZHANG Zhen	4	0	1	1	8	-5
13	F	YUE Xinhao	4	0	1	1	4	-8
14	D	ZHANG Zheming	4	0	0	0	2	-1
15	F	WU Hao	4	1	0	1	2	-13
16	D	QIAN Jinglin	4	0	0	0	10	-13
17	D	WU Jiasiteng	4	0	0	0	8	-9
18	F	MA Tianyue	3	0	0	0	2	-5
19	F	YANG Zhenyu	3	0	0	0	0	-3
20	F	BAO Jiachang	4	0	0	0	2	-2
21	F	NAN Jiangming	4	0	1	1	0	-3
22	GK	SUN Zehao	4	0	0	0	2	

Head Coach: GORBENKO Oleg

LEGEND

A Assists	D Defence	F Forward	G Goals
GA Goals against	GAA Goals against as average per 60 minutes	GK Goalkeeper	GP Games played
MIP Minutes and seconds played	No Jersey number	PIM Penalties in minutes	Pos Position
PTS Points	SOG Shots on goal	SVS Saves	SVS% Saves in percentage
+/- Plus/minus net	+A Assistant captain	+C Captain	

Timing and Results provided by **TISSOT**



Line-ups

ESP - CHN

Referee(s)

ANSONS Andris (LAT)

Linesmen

ICHIKAWA Shunsuke (JPN) , PARK Jun Soo (KOR)

Goalkeepers

Team: ESP

No Name

25 GARCIA Ignacio
1 ALCÁINE Ander

Team Line-ups

Team: ESP (black)

No Pos Name

19	D	UBIETO Adrian
7	F	BURGOS Jorge
11	F	MUNOZ Juan
13	F	GONZALEZ Pol +C
22	F	FUENTES Patricio +A
2	D	ALASTRUEY Hector
24	D	VEA Alex
5	F	BETRAN Adrian
12	F	PEDRAZ Alejandro
15	F	GARCIA-ARIAS Javier
10	D	BRAVO Juan Francisco
8	F	PUYUELO Pablo
9	F	GONZALEZ Gaston
14	F	CARBONELL Alejandro
16	F	MECO Aitor
17	F	FERNANDEZ-POLA Angel
18	F	SOLORZANO Ignacio

Head Coach: TUOMI Timo

NOT DRESSED:

3 D GAINZA Inigo +A
4 D VEA Jorge
23 F QUEVEDO Carlos

Team: CHN

No Name

22 SUN Zehao
1 WU Jiankun

Team: CHN (white)

No Pos Name

2	D	LI Ning
5	D	GUAN Tianyi
7	F	ZHANG Zesen
8	F	ZUO Tianyou +A
9	F	LU Hengnan +A
10	D	ZHANG Jiaqi
16	D	QIAN Jinglin
6	F	HUANG Peng +C
11	F	YU Mingrunze
15	F	WU Hao
12	D	ZHANG Zhen
14	D	ZHANG Zheming
13	F	YUE Xinhao
18	F	MA Tianyue
20	F	BAO Jiachang
21	F	NAN Jiangming

Head Coach: GORBENKO Oleg

NOT DRESSED:

3 F FAN Yi
4 F YU Xiaolong
17 D WU Jiasiteng
19 F YANG Zhenyu

LEGEND

D	Defence	F	Forward	No	Jersey number	Pos	Position
+A	Assistant captain	+C	Captain				

Timing and Results provided by **TISSOT**



Graphical Line-ups

ESP - CHN

Referee(s)

ANSONS Andris (LAT)

Linesmen

ICHIKAWA Shunsuke (JPN) , PARK Jun Soo (KOR)

Team: ESP - Spain (black)

Head Coach: TUOMI Timo

S1 25 GARCIA Ignacio		
1 ALCAINE Ander		
7 BURGOS Jorge	S2 19 UBIETO Adrian	
S5 13 GONZALEZ Pol +C	S6 22 FUENTES Patricio +A	S4 11 MUNOZ Juan
2 ALASTRUEY Hector	24 VEA Alex	
12 PEDRAZ Alejandro	5 BETRAN Adrian	15 GARCIA-ARIAS Javier
10 BRAVO Juan Francisco		
9 GONZALEZ Gaston	14 CARBONELL Alejandro	S3 8 PUYUELO Pablo
18 SOLORZANO Ignacio	17 FERNANDEZ-POLA Angel	16 MECO Aitor

Team: CHN - China P.R. (white)

Head Coach: GORBENKO Oleg

S1 22 SUN Zehao		
1 WU Jiankun		
S2 2 LI Ning	S3 5 GUAN Tianyi	
S4 7 ZHANG Zesen	S6 9 LU Hengnan +A	S5 8 ZUO Tianyou +A
16 QIAN Jinglin	10 ZHANG Jiaqi	
15 WU Hao	6 HUANG Peng +C	11 YU Mingrunze
14 ZHANG Zherning	12 ZHANG Zhen	
13 YUE Xinhao	18 MA Tianyue	20 BAO Jiachang
21 NAN Jiangming		

LEGEND

Sn Starting position

+A Assistant captain

+C Captain

Timing and Results provided by **TISSOT**



Game Summary

ESP - CHN 8 - 2 (1 - 0, 4 - 1, 3 - 1)

Spectators	Referee(s)	Linesmen
200	ANSONS Andris (LAT)	ICHIKAWA Shunsuke (JPN) , PARK Jun Soo (KOR)

Team Statistics

Period	Score	SVS	SOG	PIM	TPP	PPG	SHG
1	1 : 0	8 : 14	15 : 8	6 : 2	01:22 : 05:22	0 : 0	0 : 0
2	4 : 1	9 : 18	22 : 10	6 : 12	04:35 : 02:01	1 : 0	0 : 0
3	3 : 1	2 : 19	22 : 3	2 : 20	07:56 : 00:00	2 : 0	0 : 1
Total	8 : 2	19 : 51	59 : 21	14 : 34	13:53 : 07:23	3 : 0	0 : 1

1st Period

Action	Time	ET/Res	Team	Type	No	Name	(G)	Name of Assistant(s) / Action Description
GK	00:00		ESP		25	GARCIA I		- Goalkeeper in
GK	00:00		CHN		22	SUN Z		- Goalkeeper in
Penalty	04:25	06:25	ESP	2 min.	15	GARCIA-ARIAS J		- Tripping
Penalty	06:52	08:52	ESP	2 min.	15	GARCIA-ARIAS J		- Tripping
Penalty	08:32	10:32	CHN	2 min.	10	ZHANG J		- Holding an opponent
Penalty	10:14	12:14	ESP	2 min.	14	CARBONELL A		- Hooking
Goal	17:03	1 : 0	ESP	EQ	22	FUENTES P	(3)	12 PEDRAZ A On Ice ESP 25 7 10 11 12 22 11 MUNOZ J CHN 22 11 12 14 18 20

2nd Period

Action	Time	ET/Res	Team	Type	No	Name	(G)	Name of Assistant(s) / Action Description
Penalty	20:15	22:15	CHN	2 min.	5	GUAN T		- Holding an opponent / Served by: 21 NAN J
Penalty	20:15	22:15	ESP	2 min.	5	BETRAN A		- Roughing
GK	20:15		CHN		1	WU J		- Goalkeeper in 22 SUN Z - Goalkeeper out
Penalty	20:15	24:15	CHN	2 min.	5	GUAN T		- Roughing / start serving at 22:15
Penalty	22:42	24:42	ESP	2 min.	11	MUNOZ J		- Hooking
Goal	25:38	2 : 0	ESP	EQ	10	BRAVO JF	(1)	15 GARCIA-ARIAS J On Ice ESP 25 5 7 10 12 15 CHN 1 12 13 16 18 20
Penalty	26:09	28:06	CHN	2 min.	12	ZHANG Z		- Holding the Stick
Penalty	26:37	28:37	CHN	2 min.	10	ZHANG J		- Delaying the Game
Penalty	26:48	30:06	CHN	2 min.	16	QIAN J		- Slashing / start serving at 28:06
Goal	28:06	3 : 0	ESP	PP2	11	MUNOZ J	(3)	19 UBIETO A On Ice ESP 25 11 12 13 19 22 * 22 FUENTES P CHN 1 6 9 15
Goal	30:45	4 : 0	ESP	EQ	15	GARCIA-ARIAS J	(3)	12 PEDRAZ A On Ice ESP 25 5 7 10 12 15 10 BRAVO JF CHN 1 6 10 11 15 16
Goal	33:56	5 : 0	ESP	EQ	15	GARCIA-ARIAS J	(4)	12 PEDRAZ A On Ice ESP 25 5 7 10 12 15 10 BRAVO JF CHN 1 2 5 7 8 9
Goal	35:17	5 : 1	CHN	EQ	11	YU M	(1)	15 WU H On Ice ESP 25 7 11 12 17 19 6 HUANG P CHN 1 6 10 11 15 16
Penalty	37:49	39:49	ESP	2 min.	9	GONZALEZ G		- Tripping
Penalty	39:23	40:25	CHN	2 min.	16	QIAN J		- Slashing

3rd Period

Action	Time	ET/Res	Team	Type	No	Name	(G)	Name of Assistant(s) / Action Description
Penalty	40:14	42:14	CHN	2 min.	2	LI N		- Closing hand on puck
Goal	40:25	6 : 1	ESP	PP2	11	MUNOZ J	(4)	22 FUENTES P On Ice ESP 25 11 12 13 19 22 * 19 UBIETO A CHN 1 5 7 8
Penalty	47:12	48:54	CHN	2 min.	10	ZHANG J		- Slashing
Goal	47:21	6 : 2	CHN	SH1	7	ZHANG Z	(1)	On Ice ESP 25 7 10 14 16 17 CHN 1 7 8 12 13
Goal	48:54	7 : 2	ESP	PP1	15	GARCIA-ARIAS J	(5)	9 GONZALEZ G On Ice ESP 25 5 8 9 14 15 * 5 BETRAN A CHN 1 9 11 15 16
Goal	49:43	8 : 2	ESP	EQ	11	MUNOZ J	(5)	22 FUENTES P On Ice ESP 25 2 9 11 22 24 9 GONZALEZ G CHN 1 2 5 18 20 21
Penalty	51:16	53:16	CHN	2 min.	9	LU H		- Checking to the Head and Neck Area / Served by: 21 NAN J

Timing and Results provided by  TISSOT



Action	Time	ET/Res	Team	Type	No	Name	(G)	Name of Assistant(s) / Action Description
Penalty	51:16	60:00	CHN	10 min.	9	LU H		- Misconduct
Penalty	55:09	57:09	CHN	2 min.	6	HUANG P		- Holding an opponent
Penalty	59:49	60:00	ESP	2 min.	9	GONZALEZ G		- Roughing
Penalty	59:49	60:00	CHN	2 min.	6	HUANG P		- Roughing
GK	60:00		ESP					25 GARCIA I - Goalkeeper out
GK	60:00		CHN					1 WU J - Goalkeeper out

Goalkeeper Records

Team : ESP - Spain

Team : CHN - China P.R.

No	Name	SOG	SVS	MIP
25	GARCIA Ignacio	21	19	60:00
1	ALCAINE Ander			

No	Name	SOG	SVS	MIP
1	WU Jiankun	43	36	39:45
22	SUN Zehao	16	15	20:15

Game Statistics

Team : ESP (black)

Head Coach : TUOMI Timo

No	Pos	Name	G	A	P	PIM	FO+	FO-	FO+/-	FO%	Shots on Goal					TS	+/-
											1	2	3	OT	TS		
7	F	BURGOS Jorge	0	0	0	0	0	0	0	0.00	2	1	1		4	+2	
11	F	MUNOZ Juan	3	1	4	2	0	1	-1	0.00	1	4	3		8	+1	
13	F	GONZALEZ Pol +C	0	0	0	0	1	0	1	100.00	0	0	1		1	0	
19	D	UBIETO Adrian	0	2	2	0	0	0	0	0.00	0	2	2		4	-1	
22	F	FUENTES Patricio +A	1	3	4	0	17	7	10	70.83	3	1	3		7	+2	
2	D	ALASTRUEY Hector	0	0	0	0	0	0	0	0.00	0	0	1		1	+1	
5	F	BETLAN Adrian	0	1	1	2	14	5	9	73.68	0	0	0		0	+3	
12	F	PEDRAZ Alejandro	0	3	3	0	2	0	2	100.00	2	2	1		5	+3	
15	F	GARCIA-ARIAS Javier	3	1	4	4	1	0	1	100.00	0	6	1		7	+3	
24	D	VEA Alex	0	0	0	0	0	0	0	0.00	0	0	0		0	+1	
8	F	PUYUELO Pablo	0	0	0	0	0	0	0	0.00	1	0	1		2	0	
9	F	GONZALEZ Gaston	0	2	2	4	0	0	0	0.00	3	3	3		9	+1	
10	D	BRAVO Juan Francisco	1	2	3	0	0	0	0	0.00	1	2	2		5	+3	
14	F	CARBONELL Alejandro	0	0	0	2	8	4	4	66.67	0	0	1		1	-1	
16	F	MECO Aitor	0	0	0	0	0	0	0	0.00	1	1	0		2	-1	
17	F	FERNANDEZ-POLA Angel	0	0	0	0	8	4	4	66.67	0	0	1		1	-2	
18	F	SOLORZANO Ignacio	0	0	0	0	1	0	1	100.00	1	0	1		2	0	
1	GK	ALCAINE Ander	0	0	0	0	0	0	0		0	0	0		0		
25	GK	GARCIA Ignacio	0	0	0	0	0	0	0		0	0	0		0		
Total			8	15	23	14	52	21	31	71.23	15	22	22		59		

Team : CHN (white)

Head Coach : GORBENKO Oleg

No	Pos	Name	G	A	P	PIM	FO+	FO-	FO+/-	FO%	Shots on Goal					TS	+/-
											1	2	3	OT	TS		
2	D	LI Ning	0	0	0	2	0	0	0	0.00	1	0	0		1	-2	
5	D	GUAN Tianyi	0	0	0	4	0	0	0	0.00	1	1	0		2	-2	
7	F	ZHANG Zesen	1	0	1	0	1	8	-7	11.11	2	3	1		6	0	
8	F	ZUO Tianyou +A	0	0	0	0	3	3	0	50.00	1	0	0		1	0	
9	F	LU Hengnan +A	0	0	0	12	5	10	-5	33.33	0	0	0		0	-1	
6	F	HUANG Peng +C	0	1	1	4	5	12	-7	29.41	1	1	0		2	0	
10	D	ZHANG Jiaqi	0	0	0	6	0	0	0	0.00	0	2	0		2	0	
11	F	YU Mingrunze	1	0	1	0	2	3	-1	40.00	0	1	1		2	-1	
15	F	WU Hao	0	1	1	0	1	5	-4	16.67	1	1	0		2	0	
16	D	QIAN Jinglin	0	0	0	4	0	0	0	0.00	0	0	0		0	-1	
12	D	ZHANG Zhen	0	0	0	2	0	0	0	0.00	0	1	1		2	-1	
13	F	YUE Xinhao	0	0	0	0	1	1	0	50.00	0	0	0		0	0	
14	D	ZHANG Zheming	0	0	0	0	0	0	0	0.00	0	0	0		0	-1	
18	F	MA Tianyue	0	0	0	0	2	6	-4	25.00	1	0	0		1	-3	
20	F	BAO Jiachang	0	0	0	0	1	3	-2	25.00	0	0	0		0	-3	
21	F	NAN Jiangming	0	0	0	0	0	1	-1	0.00	0	0	0		0	-1	

Timing and Results provided by TISSOT



Head Coach : GORBENKO Oleg

No	Pos	Name	G	A	P	PIM	FO+	FO-	FO+/-	FO%	Shots on Goal					+/-
											1	2	3	OT	TS	
1	GK	WU Jiankun	0	0	0	0					0	0	0		0	
22	GK	SUN Zehao	0	0	0	0					0	0	0		0	
Total			2	2	4	34	21	52	-31	28.77	8	10	3		21	


Classifications (9-11)

R	Team	GP	W	OTW	OTL	L	GDF	GF : GA	PTS
1	SWE	1	1	0	0	0	+4	5 : 1	3
2	ESP	2	1	0	0	1	+2	9 : 7	3
3	CHN	1	0	0	0	1	-6	2 : 8	0

	CHN	ESP	SWE
CHN	*****	2:8	SAT 14 FEB 11:00
ESP	8:2	*****	1:5
SWE	SAT 14 FEB 11:00	5:1	*****

LEGEND

(G) Goals in tournament	* does not count for Plus/minus	+/- Plus/minus net	+A Assistant captain
+C Captain	A Assists	D Defence	EQ Equal strength
ET/Res Penalty end time/Result of game	F Forward	FO- Face-offs lost	FO% Face-offs won as percentage
FO+ Face-offs won	FO+/- Face-offs net	G Goals	GA Goals against
GDF Goal difference	GF Goals for	GK Goalkeeper	GP Games played
L Losses	MIP Minutes in play (GK)	No Jersey number	OT Overtime
OTL Overtime losses	OTW Overtime wins	P Points	PIM Penalties in minutes
Pos Position	PP1 Power play - 1 player	PP2 Power play - 2 players	PPG Power play goals
PTS Points	R Rank	SH1 Shorthanded - 1 player	SHG Shorthanded goals
SOG Shots on goal	SVS Saves	TPP Time on power play	TS Total shots
W Wins			

Timing and Results provided by  TISSOT



Shot Chart

ESP - CHN

Shots by CHN

Goals (o): 0 SSG (+): 8
SSP (-): 2 SPG (-): 4



GK 25 of ESP

Shots by ESP

Goals (o): 4 SSG (+): 18
SSP (-): 2 SPG (-): 7



GK 1 of CHN



GK 22 of CHN

Shots by CHN

Goals (o): 1 SSG (+): 2
SSP (-): 0 SPG (-): 1



GK 25 of ESP

Shots by ESP


Goals (o): 1 SSG (+): 14
SSP (-): 2 SPG (-): 6



GK 22 of CHN

Shots by CHN

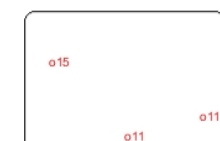
Goals (o): 1 SSG (+): 9
SSP (-): 3 SPG (-): 1



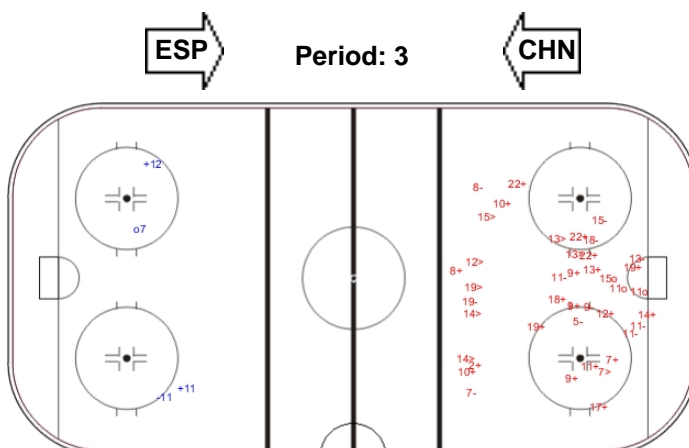
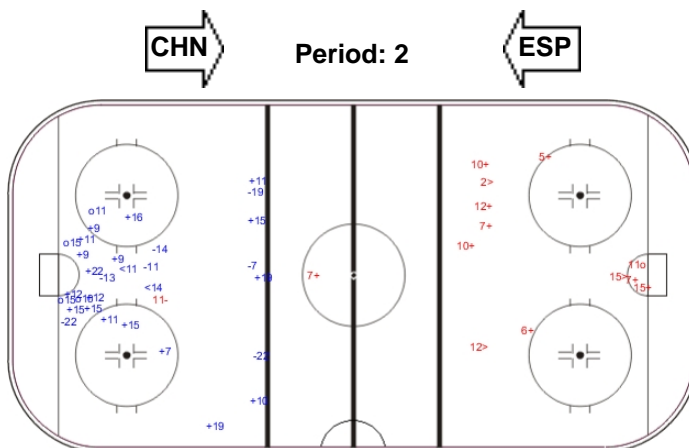
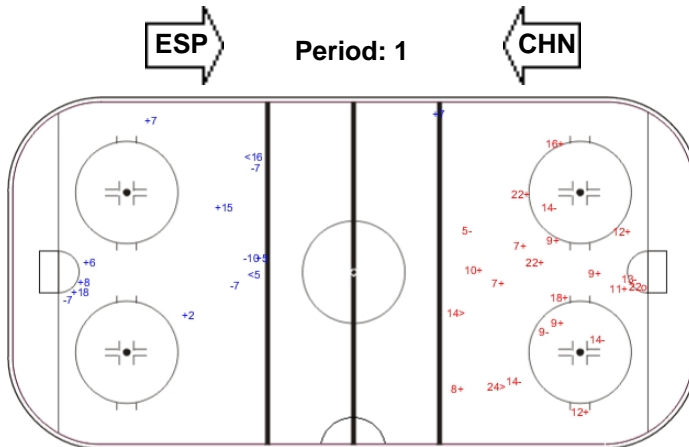
GK 25 of ESP

Shots by ESP

Goals (o): 3 SSG (+): 19
SSP (-): 8 SPG (-): 11



GK 1 of CHN



LEGEND

GK Goalkeeper SPG Shots past goal SSG Shots saved by goalkeeper SSP Shots saved by player

Timing and Results provided by TISSOT



Face-off Chart

ESP - CHN

PERIOD 1

ESP	CHN	ESP	CHN	ESP	CHN	Total wins all zones		
						ESP	CHN	
Def. zone	Att. zone	Neutral zone		Att. zone	Def. zone			
+ 5	- 18	+ 22	- 9	+ 14	- 18			
+ 5	- 9	+ 14	- 6	+ 14	- 13			
- 14	+ 18	- 11	+ 6	+ 5	- 6			
+ 22	- 20	+ 14	- 9	+ 5	- 15			
- 14	+ 20	+ 22	- 9	- 17	+ 9			
		+ 5	- 6	- 14	+ 6			
		+ 14	- 9					
		- 5	+ 9					
Total wins / period	3 / 60%	2 / 40%	6 / 75%	2 / 25%	4 / 67%	2 / 33%	13 / 68%	6 / 32%

PERIOD 2

ESP	CHN	ESP	CHN	ESP	CHN	Total wins all zones		
						ESP	CHN	
Def. zone	Att. zone	Neutral zone		Att. zone	Def. zone			
- 5	+ 6	- 5	+ 9	- 22	+ 15			
+ 5	- 6	+ 15	- 11	+ 22	- 8			
+ 13	- 9	+ 22	- 9	- 22	+ 18			
- 5	+ 6	+ 5	- 7	- 22	+ 11			
+ 5	- 6	+ 22	- 18	+ 18	- 15			
- 17	+ 9	+ 14	- 18	+ 5	- 8			
+ 22	- 6	+ 14	- 18	+ 22	- 6			
		- 22	+ 9	- 22	+ 11			
		+ 17	- 6	- 14	+ 8			
		+ 14	- 7	+ 5	- 6			
				+ 17	- 6			
				+ 22	- 20			
				+ 22	- 20			
Total wins / period	4 / 57%	3 / 43%	8 / 80%	2 / 20%	8 / 62%	5 / 38%	20 / 67%	10 / 33%

PERIOD 3

ESP	CHN	ESP	CHN	ESP	CHN	Total wins all zones		
						ESP	CHN	
Def. zone	Att. zone	Neutral zone		Att. zone	Def. zone			
+ 22	- 18	+ 22	- 7	- 22	+ 8			
+ 17	- 6	+ 5	- 15	+ 17	- 9			
		+ 22	- 8	+ 22	- 6			
		+ 22	- 9	- 17	+ 8			
		+ 17	- 9	+ 5	- 15			
				+ 5	- 15			
				- 17	+ 6			
				- 22	+ 13			
				+ 22	- 21			
				+ 5	- 7			
				+ 12	- 11			
				+ 12	- 11			
				+ 17	- 7			
				+ 17	- 7			
Total wins / period							19 / 79%	5 / 21%



				+ 17	- 7
				- 5	+ 7
				+ 22	- 7
2 / 100%	0 / 0%	5 / 100%	0 / 0%	12 / 71%	5 / 29%

TOTAL

	ESP		CHN		ESP		CHN		Total wins all zones	
	Def. zone	Att. zone	Neutral zone	Neutral zone	Att. zone	Def. zone	ESP	CHN	ESP	CHN
Total wins / game	9 / 64%	5 / 36%	19 / 83%	4 / 17%	24 / 67%	12 / 33%	52 / 71%	21 / 29%		



HEAD TO HEAD

	CHN										Tot	wins ESP	Dz	Nz	Az	
	No.	6	7	8	9	11	13	15	18	20						21
ESP	5	5 - 2	2 - 1	1 - 0	1 - 2			4 - 0	1 - 0			19	14 74%	4 67%	3 60%	7 88%
	11	0 - 1										1	0 0%		0 0%	
	12					2 - 0						2	2 100%			2 100%
	13				1 - 0							1	1 100%	1 100%		
	14	1 - 1	1 - 0	0 - 1	2 - 0		1 - 0		3 - 1	0 - 1		12	8 67%	0 0%	6 100%	2 50%
	15					1 - 0						1	1 100%		1 100%	
	17	3 - 1	3 - 0	0 - 1	2 - 2							12	8 67%	1 50%	2 100%	5 63%
	18							1 - 0				1	1 100%			1 100%
	22	3 - 0	2 - 0	2 - 1	4 - 1	0 - 2	0 - 1	0 - 1	2 - 1	3 - 0	1 - 0	24	17 71%	3 100%	7 88%	7 54%
Tot	17	9	6	15	5	2	6	8	4	1	73	52 71%	9 64%	19 83%	24 67%	
wins CHN	5 29%	1 11%	3 50%	5 33%	2 40%	1 50%	1 17%	2 25%	1 25%	0 0%	21 29%					
Dz	2 29%	1 17%	3 60%	1 50%	2 50%	1 50%	1 20%	1 50%	0 0%	0 0%	12 33%					
Nz	1 25%	0 0%	0 0%	3 30%	0 0%		0 0%	0 0%			4 17%					
Az	2 33%			1 33%				1 33%	1 50%		5 36%					

LEGEND

Az Attacking zone **Dz** Defending zone **Nz** Neutral zone **Tot** Total face-offs played

Timing and Results provided by **TISSOT**



Game Roster

CHN - SWE

Referee(s)

TZIRTZIGANIS Tim (BEL)

Goalkeepers

Team: CHN

No	Name	GP	MIP	GA	SVS	SOG	SVS%	GAA
1	WU Jiankun	5	96:39	20	91	111	81.98	12.42
22	SUN Zehao	5	203:21	30	245	275	89.09	8.85

Team Roster

Team: CHN (blue)

No	Pos	Name	GP	G	A	PTS	PIM	+/-
1	GK	WU Jiankun	5	0	0	0	0	
2	D	LI Ning	5	0	0	0	4	-11
3	F	FAN Yi	0	0	0	0	0	0
4	F	YU Xiaolong	0	0	0	0	0	0
5	D	GUAN Tianyi	3	0	0	0	4	-4
6	F	HUANG Peng +C	5	0	1	1	10	-11
7	F	ZHANG Zesen	4	1	0	1	0	-9
8	F	ZUO Tianyou +A	4	1	0	1	0	-9
9	F	LU Hengnan +A	5	2	0	2	28	-14
10	D	ZHANG Jiaqi	5	0	0	0	20	-15
11	F	YU Mingrunze	3	1	0	1	0	-4
12	D	ZHANG Zhen	5	0	1	1	10	-6
13	F	YUE Xinhao	5	0	1	1	4	-8
14	D	ZHANG Zheming	5	0	0	0	2	-2
15	F	WU Hao	5	1	1	2	2	-13
16	D	QIAN Jinglin	5	0	0	0	14	-14
17	D	WU Jiasiteng	4	0	0	0	8	-9
18	F	MA Tianyue	4	0	0	0	2	-8
19	F	YANG Zhenyu	3	0	0	0	0	-3
20	F	BAO Jiachang	5	0	0	0	2	-5
21	F	NAN Jiangming	5	0	1	1	0	-4
22	GK	SUN Zehao	5	0	0	0	2	

Head Coach: GORBENKO Oleg

Linesmen

KACEJ Lukas (SVK) , van GRINSVEN Chris (BEL)

Team: SWE

No	Name	GP	MIP	GA	SVS	SOG	SVS%	GAA
1	LJUNG Arvid	5	184:56	12	131	143	91.61	3.89
2	HVITFELDT Henrik	1	00:00	0	0	0	0.00	0.00
30	HELIN Emil	4	120:00	8	82	90	91.11	4.00


Team: SWE (yellow)

No	Pos	Name	GP	G	A	PTS	PIM	+/-
1	GK	LJUNG Arvid	5	0	0	0	0	
2	GK	HVITFELDT Henrik	1	0	0	0	0	
3	D	BACKESTEN Joel	5	0	1	1	6	-8
4	D	STIGBORN Adam +A	4	0	0	0	0	-2
5	D	LYRVALL Erik	5	1	2	3	4	-1
6	D	JIGMALM Freddie	5	1	3	4	4	0
7	F	JONSSON Daniel	5	1	1	2	0	-2
8	D	PELTONIEMI Fredrik	5	0	1	1	0	0
9	F	BJORK LINDSTROM Victor	5	0	0	0	8	-6
10	F	GRONROS Andre	4	0	1	1	0	-4
11	F	ORRSVEDEN Magnus	5	0	1	1	12	-5
12	D	WESTLUND Wiking +A	5	0	1	1	2	0
14	D	NYQUIST Oscar	5	0	0	0	2	-6
15	F	ANDERSSON Daniel	5	2	3	5	6	-4
16	F	BERGQVIST Stefan	5	2	0	2	6	-7
17	F	SALDEEN Justus	5	1	0	1	8	0
18	F	ORTEVALL Marcus	5	1	0	1	0	-3
19	F	RONNEBACK THOMSON Joachim +C	5	1	3	4	4	0
20	F	GRONSKOG Niklas	5	1	3	4	4	+1
23	F	ROGNE Eric	4	0	0	0	0	-2
24	D	HERTZBERG Tim	5	1	0	1	4	-7
30	GK	HELIN Emil	4	0	0	0	2	

Head Coach: TIGER Mats

LEGEND

A Assists	D Defence	F Forward	G Goals
GA Goals against	GAA Goals against as average per 60 minutes	GK Goalkeeper	GP Games played
MIP Minutes and seconds played	No Jersey number	PIM Penalties in minutes	Pos Position
PTS Points	SOG Shots on goal	SVS Saves	SVS% Saves in percentage
+/- Plus/minus net	+A Assistant captain	+C Captain	

Timing and Results provided by  TISSOT



Line-ups

CHN - SWE

Referee(s)

TZIRTZIGANIS Tim (BEL)

Linesmen

KACEJ Lukas (SVK) , van GRINSVEN Chris (BEL)

Goalkeepers

Team: CHN

No	Name
1	WU Jiankun
22	SUN Zehao

Team Line-ups

Team: CHN (blue)

No	Pos	Name
12	D	ZHANG Zhen
7	F	ZHANG Zesen
8	F	ZUO Tianyou +A
9	F	LU Hengnan +A
13	F	YUE Xinhao
10	D	ZHANG Jiaqi
16	D	QIAN Jinglin
6	F	HUANG Peng +C
11	F	YU Mingrunze
15	F	WU Hao
2	D	LI Ning
5	D	GUAN Tianyi
18	F	MA Tianyue
20	F	BAO Jiachang
21	F	NAN Jiangming
14	D	ZHANG Zheming

Head Coach: GORBENKO Oleg

NOT DRESSED:

3 F FAN Yi

4 F YU Xiaolong

17 D WU Jiasiteng

19 F YANG Zhenyu

Team: SWE

No	Name
2	HVITFELDT Henrik
30	HELIN Emil

Team: SWE (yellow)

No	Pos	Name
3	D	BACKESTEN Joel
24	D	HERTZBERG Tim
9	F	BJORK LINDSTROM Victor
10	F	GRONROS Andre
15	F	ANDERSSON Daniel
5	D	LYRVALL Erik
6	D	JIGMALM Freddie
8	D	PELTONIEMI Fredrik
12	D	WESTLUND Wiking +A
20	F	GRONSKOG Niklas
14	D	NYQUIST Oscar
11	F	ORRSVEDEN Magnus
16	F	BERGQVIST Stefan
18	F	ORTEVALL Marcus
7	F	JONSSON Daniel
17	F	SALDEEN Justus
19	F	RONNEBACK THOMSON Joachim +C

Head Coach: TIGER Mats

NOT DRESSED:

1 GK LJUNG Arvid

4 D STIGBORN Adam +A

23 F ROGNE Eric

LEGEND

D Defence

+A Assistant captain

F

+C Forward
Captain

No

Jersey number

Pos

Position



Graphical Line-ups

CHN - SWE

Referee(s)

TZIRTZIGANIS Tim (BEL)

Linesmen

KACEJ Lukas (SVK) , van GRINSVEN Chris (BEL)

Team: CHN - China P.R. (blue)

Head Coach: GORBENKO Oleg

S1 1 WU Jiankun		22 SUN Zehao	
S2 12 ZHANG Zhen	S3 13 YUE Xinhao		
S4 7 ZHANG Zesen	S6 9 LU Hengnan +A	S5 8 ZUO Tianyou +A	
16 QIAN Jinglin		10 ZHANG Jiaqi	
11 YU Mingrunze	6 HUANG Peng +C	15 WU Hao	
2 LI Ning		5 GUAN Tianyi	
21 NAN Jiangming	18 MA Tianyue	20 BAO Jiachang	
14 ZHANG Zheming			

Team: SWE - Sweden (yellow)

Head Coach: TIGER Mats

S1 2 HVITFELDT Henrik		30 HELIN Emil	
S2 3 BACKESTEN Joel	S3 24 HERTZBERG Tim		
S5 10 GRONROS Andre	S6 15 ANDERSSON Daniel	S4 9 BJORK LINDSTROM Victor	
12 WESTLUND Wiking +A		8 PELTONIEMI Fredrik	
20 GRONSKOG Niklas	6 JIGMALM Freddie	5 LYRVALL Erik	
		14 NYQUIST Oscar	
11 ORRSVEDEN Magnus	16 BERGQVIST Stefan	18 ORTEVALL Marcus	
7 JONSSON Daniel	19 RONNEBACK THOMSON Joachim +C	17 SALDEEN Justus	

LEGEND

Sn Starting position

+A Assistant captain

+C Captain

Timing and Results provided by **TISSOT**



Game Summary

CHN - SWE 0 - 4 (0 - 2, 0 - 0, 0 - 2)

Spectators	Referee(s)	Linesmen
50	TZIRTZIGANIS Tim (BEL)	KACEJ Lukas (SVK) , van GRINSVEN Chris (BEL)

Team Statistics

Period	Score	SVS	SOG	PIM	TPP	PPG	SHG
1	0 : 2	26 : 6	6 : 28	0 : 2	02:00 : 00:00	0 : 0	0 : 0
2	0 : 0	30 : 1	1 : 30	2 : 4	03:02 : 02:00	0 : 0	0 : 0
3	0 : 2	19 : 4	4 : 21	8 : 10	06:38 : 02:23	0 : 1	0 : 0
Total	0 : 4	75 : 11	11 : 79	10 : 16	11:40 : 04:23	0 : 1	0 : 0

1st Period

Action	Time	ET/Res	Team	Type	No	Name	(G)	Name of Assistant(s) / Action Description
GK	00:00		CHN		1	WU J		- Goalkeeper in
GK	00:00		SWE		2	HVITFELDT H		- Goalkeeper in
GK	02:02		CHN		22	SUN Z		- Goalkeeper in
Goal	03:00	0 : 1	SWE	EQ	18	ORTEVALL M	(2)	11 ORRSVEDEN M 19 RONNEBACK THOMSON J On Ice CHN 22 8 9 10 12 15 SWE 2 11 12 18 19 24
Goal	11:48	0 : 2	SWE	EQ	20	GRONSKOG N	(2)	3 BACKESTEN J 5 LYRVALL E On Ice CHN 22 2 14 18 20 21 SWE 2 3 5 6 8 20
Penalty	13:48	15:48	SWE	2 min.	6	JIGMALM F		- High Sticking

2nd Period

Action	Time	ET/Res	Team	Type	No	Name	(G)	Name of Assistant(s) / Action Description
Penalty	26:18	28:18	CHN	2 min.	13	YUE X		- Roughing
Time-out	31:32		SWE					
Penalty	32:18	34:18	SWE	2 min.	10	GRONROS A		- Slashing
Penalty	38:58	40:58	SWE	2 min.	9	BJORK LINDSTROM V		- Tripping

3rd Period

Action	Time	ET/Res	Team	Type	No	Name	(G)	Name of Assistant(s) / Action Description
Penalty	41:06	43:06	CHN	2 min.	15	WU H		- Boarding
Goal	43:31	0 : 3	SWE	EQ	7	JONSSON D	(2)	24 HERTZBERG T 17 SALDEEN J On Ice CHN 22 5 9 11 14 15 SWE 2 7 12 15 17 24
Penalty	48:24	50:24	SWE	2 min.	9	BJORK LINDSTROM V		- Holding an opponent
Penalty	52:54	53:17	CHN	2 min.	20	BAO J		- Holding an opponent
Goal	53:17	0 : 4	SWE	PP1	20	GRONSKOG N	(3)	19 RONNEBACK THOMSON J 5 LYRVALL E On Ice CHN 22 11 12 13 15 SWE 2 3 5 8 19 20 *
Penalty	56:17	58:17	SWE	2 min.	19	RONNEBACK THOMSON J		- Interference
Penalty	57:53	59:53	SWE	2 min.	11	ORRSVEDEN M		- Roughing
Penalty	57:53	60:00	SWE	2 min.	11	ORRSVEDEN M		- Roughing
Penalty	57:53	59:53	CHN	2 min.	6	HUANG P		- Roughing
Penalty	57:53	60:00	CHN	2 min.	6	HUANG P		- Roughing
Penalty	58:20	60:00	SWE	2 min.	7	JONSSON D		- Hooking
GK	60:00		CHN					22 SUN Z - Goalkeeper out
GK	60:00		SWE					2 HVITFELDT H - Goalkeeper out

Goalkeeper Records

Team : CHN - China P.R.

Team : SWE - Sweden

No	Name	SOG	SVS	MIP	No	Name	SOG	SVS	MIP
22	SUN Zehao	77	73	57:58	2	HVITFELDT Henrik	11	11	60:00
1	WU Jiankun	2	2	02:02	30	HELIN Emil			

Game Statistics

Team : CHN (blue)

Timing and Results provided by  TISSOT



Head Coach : GORBENKO Oleg

No	Pos	Name	G	A	P	PIM	FO+	FO-	FO+/-	FO%	Shots on Goal					+/-
											1	2	3	OT	TS	
7	F	ZHANG Zesen	0	0	0	0	2	3	-1	40.00	2	0	1		3	0
8	F	ZUO Tianyou +A	0	0	0	0	1	2	-1	33.33	0	0	1		1	-1
9	F	LU Hengnan +A	0	0	0	0	8	20	-12	28.57	0	0	1		1	-2
12	D	ZHANG Zhen	0	0	0	0	0	0	0	0.00	0	0	1		1	-1
13	F	YUE Xinhao	0	0	0	2	0	0	0	0.00	0	0	0		0	0
6	F	HUANG Peng +C	0	0	0	4	13	12	1	52.00	0	0	0		0	0
10	D	ZHANG Jiaqi	0	0	0	0	0	0	0	0.00	0	0	0		0	-1
11	F	YU Mingrunze	0	0	0	0	1	1	0	50.00	1	1	0		2	-1
15	F	WU Hao	0	0	0	2	0	2	-2	0.00	2	0	0		2	-2
16	D	QIAN Jinglin	0	0	0	0	0	0	0	0.00	0	0	0		0	0
2	D	LI Ning	0	0	0	0	0	0	0	0.00	0	0	0		0	-1
5	D	GUAN Tianyi	0	0	0	0	0	0	0	0.00	0	0	0		0	-1
18	F	MA Tianyue	0	0	0	0	1	3	-2	25.00	0	0	0		0	-1
20	F	BAO Jiachang	0	0	0	2	0	0	0	0.00	1	0	0		1	-1
21	F	NAN Jiangming	0	0	0	0	0	0	0	0.00	0	0	0		0	-1
14	D	ZHANG Zheming	0	0	0	0	0	0	0	0.00	0	0	0		0	-2
1	GK	WU Jiankun	0	0	0	0					0	0	0		0	
22	GK	SUN Zehao	0	0	0	0					0	0	0		0	
Total			0	0	0	10	26	43	-17	37.68	6	1	4		11	

Team : SWE (yellow)

Head Coach : TIGER Mats

No	Pos	Name	G	A	P	PIM	FO+	FO-	FO+/-	FO%	Shots on Goal					+/-
											1	2	3	OT	TS	
3	D	BACKESTEN Joel	0	1	1	0	0	0	0	0.00	2	1	1		4	+1
9	F	BJORK LINDSTROM Victor	0	0	0	4	1	0	1	100.00	0	4	0		4	0
10	F	GRONROS Andre	0	0	0	2	0	0	0	0.00	2	2	5		9	0
15	F	ANDERSSON Daniel	0	0	0	0	12	8	4	60.00	3	4	0		7	+1
24	D	HERTZBERG Tim	0	1	1	0	0	0	0	0.00	0	0	0		0	+2
5	D	LYRVALL Erik	0	2	2	0	2	4	-2	33.33	2	3	1		6	+1
6	D	JIGMALM Freddie	0	0	0	2	14	4	10	77.78	2	1	0		3	+1
8	D	PELTONIEMI Fredrik	0	0	0	0	0	0	0	0.00	0	3	1		4	+1
12	D	WESTLUND Wiking +A	0	0	0	0	0	0	0	0.00	1	1	0		2	+2
20	F	GRONSKOG Niklas	2	0	2	0	0	0	0	0.00	3	2	3		8	+1
11	F	ORRSVEDEN Magnus	0	1	1	4	0	0	0	0.00	2	3	4		9	+1
14	D	NYQUIST Oscar	0	0	0	0	0	0	0	0.00	1	1	1		3	0
16	F	BERGQVIST Stefan	0	0	0	0	0	0	0	0.00	0	0	0		0	0
18	F	ORTEVALL Marcus	1	0	1	0	1	2	-1	33.33	1	0	1		2	+1
7	F	JONSSON Daniel	1	0	1	2	1	0	1	100.00	2	0	1		3	+1
17	F	SALDEEN Justus	0	1	1	0	1	0	1	100.00	4	4	1		9	+1
19	F	RONNEBACK THOMSON Joachim +C	0	2	2	2	11	8	3	57.89	3	1	2		6	+1
2	GK	HVITFELDT Henrik	0	0	0	0					0	0	0		0	
30	GK	HELIN Emil	0	0	0	0					0	0	0		0	
Total			4	8	12	16	43	26	17	62.32	28	30	21		79	

Classifications (9-11)

R	Team	GP	W	OTW	OTL	L	GDF	GF : GA	PTS
1	SWE	2	2	0	0	0	+8	9 : 1	6
2	ESP	2	1	0	0	1	+2	9 : 7	3
3	CHN	2	0	0	0	2	-10	2 : 12	0

	CHN	ESP	SWE
CHN	*****	2:8	0:4
ESP	8:2	*****	1:5
SWE	4:0	5:1	*****



LEGEND			
(G)	Goals in tournament	*	does not count for Plus/minus
+C	Captain	A	Assists
ET/Res	Penalty end time/Result of game	F	Forward
FO+	Face-offs won	FO+/-	Face-offs net
GDF	Goal difference	GF	Goals for
L	Losses	MIP	Minutes in play (GK)
OTL	Overtime losses	OTW	Overtime wins
Pos	Position	PP1	Power play - 1 player
R	Rank	SHG	Shorthanded goals
TPP	Time on power play	TS	Total shots
		+/-	Plus/minus net
		D	Defence
		FO-	Face-offs lost
		G	Goals
		GK	Goalkeeper
		No	Jersey number
		P	Points
		PPG	Power play goals
		SOG	Shots on goal
		W	Wins
		+A	Assistant captain
		EQ	Equal strength
		FO%	Face-offs won as percentage
		GA	Goals against
		GP	Games played
		OT	Overtime
		PIM	Penalties in minutes
		PTS	Points
		SVS	Saves



Shot Chart

CHN - SWE

Shots by CHN

Goals (o): 0 SSG (+): 6
SSP (-): 3 SPG (-): 3



GK 2 of SWE

Shots by SWE

Goals (o): 0 SSG (+): 30
SSP (-): 9 SPG (-): 14



GK 22 of CHN

Shots by CHN

Goals (o): 0 SSG (+): 4
SSP (-): 2 SPG (-): 6



GK 2 of SWE

Shots by SWE

Goals (o): 2 SSG (+): 26
SSP (-): 12 SPG (-): 10



GK 1 of CHN



GK 22 of CHN

Shots by CHN

Goals (o): 0 SSG (+): 1
SSP (-): 0 SPG (-): 2



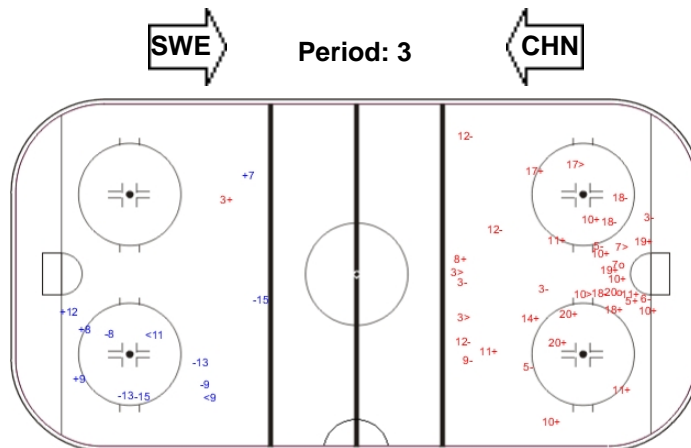
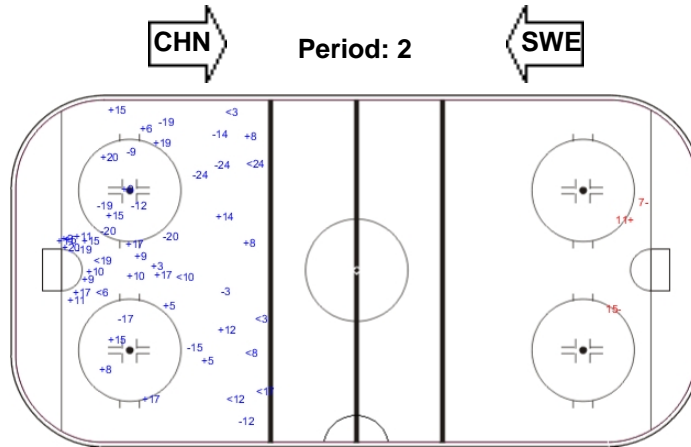
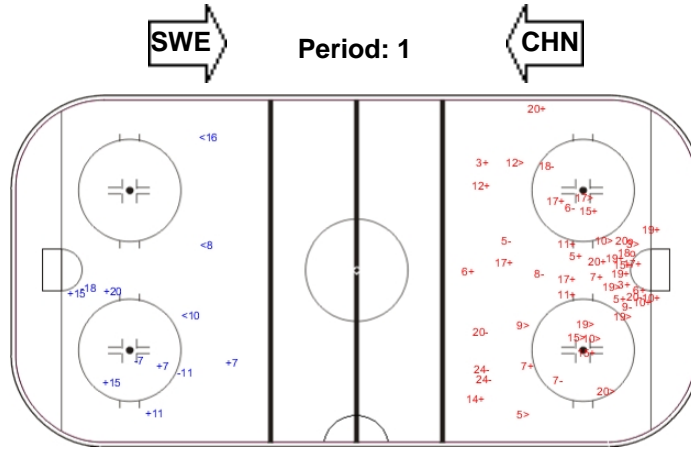
GK 2 of SWE

Shots by SWE

Goals (o): 2 SSG (+): 19
SSP (-): 5 SPG (-): 13



GK 22 of CHN



LEGEND

GK Goalkeeper **SPG** Shots past goal **SSG** Shots saved by goalkeeper **SSP** Shots saved by player

Timing and Results provided by **TISSOT**



Face-off Chart

CHN - SWE

PERIOD 1

	CHN		SWE		CHN		SWE			
	Def. zone	Att. zone	Neutral zone		Att. zone	Def. zone				
	- 9	+ 19	- 9	+ 15	+ 6	- 6			Total wins all zones	
	+ 9	- 19	- 9	+ 15	+ 18	- 6				
	- 9	+ 19	+ 6	- 15	+ 6	- 5				
	- 6	+ 15	- 9	+ 19						
	+ 9	- 19								
	- 6	+ 15								
	- 18	+ 6								
	+ 6	- 15								
	- 9	+ 6								
	- 9	+ 15								
	- 9	+ 19								
	- 9	+ 19								
Total wins / period	3 / 25%	9 / 75%	1 / 25%	3 / 75%	3 / 100%	0 / 0%			CHN	SWE
							7 / 37%	12 / 63%		

PERIOD 2

	CHN		SWE		CHN		SWE			
	Def. zone	Att. zone	Neutral zone		Att. zone	Def. zone				
	- 6	+ 6	- 9	+ 15	- 9	+ 15			Total wins all zones	
	- 6	+ 6	+ 9	- 15	- 7	+ 5				
	- 18	+ 6	+ 6	- 19						
	+ 9	- 15								
	- 9	+ 6								
	- 6	+ 19								
	+ 9	- 15								
	- 11	+ 6								
	- 15	+ 6								
	- 8	+ 19								
	- 15	+ 15								
	- 7	+ 15								
	+ 7	- 6								
	+ 6	- 15								
	- 6	+ 18								
	- 18	+ 17								
	- 9	+ 6								
	- 6	+ 6								
	+ 9	- 19								
	- 6	+ 15								
	+ 7	- 5								
	- 7	+ 5								
Total wins / period	6 / 27%	16 / 73%	2 / 67%	1 / 33%	0 / 0%	2 / 100%			CHN	SWE
							8 / 30%	19 / 70%		

PERIOD 3



	CHN		SWE		CHN		SWE		CHN		SWE		Total wins all zones
	Def. zone	Att. zone	Neutral zone		Att. zone	Def. zone	Att. zone	Def. zone	Att. zone	Def. zone			
	- 6	+ 6	- 9	+ 15	+ 9	- 19							
	- 9	+ 19	+ 8	- 19	+ 6	- 5							
	+ 6	- 6	- 9	+ 6	- 6	+ 6							
	- 6	+ 15	+ 6	- 15	- 9	+ 6							
	+ 6	- 15	+ 6	- 19	+ 9	- 5							
	- 9	+ 19	+ 6	- 18	- 8	+ 9							
	+ 6	- 18	- 9	+ 7									
	- 9	+ 19											
	+ 11	- 19											
	- 6	+ 19											
Total wins / period	4 / 40%	6 / 60%	4 / 57%	3 / 43%	3 / 50%	3 / 50%						11 / 48%	12 / 52%

TOTAL

	CHN		SWE		CHN		SWE		CHN		SWE		Total wins all zones
	Def. zone	Att. zone	Neutral zone		Att. zone	Def. zone	Att. zone	Def. zone	Att. zone	Def. zone			
Total wins / game	13 / 30%	31 / 70%	7 / 50%	7 / 50%	6 / 55%	5 / 45%			26 / 38%	43 / 62%			



HEAD TO HEAD

		SWE								Tot	wins CHN	Dz	Nz	Az
No.	5	6	7	9	15	17	18	19						
CHN	6	2 - 0	2 - 5			5 - 4		2 - 1	2 - 2	25	13 52%	5 31%	5 100%	3 75%
	7	1 - 2	1 - 0			0 - 1				5	2 40%	2 50%		0 0%
	8				0 - 1				1 - 1	3	1 33%	0 0%	1 100%	0 0%
	9	1 - 0	0 - 5	0 - 1		3 - 6			4 - 8	28	8 29%	5 31%	1 13%	2 50%
	11		0 - 1						1 - 0	2	1 50%	1 50%		
	15		0 - 1			0 - 1				2	0 0%	0 0%		
	18		1 - 2				0 - 1			4	1 25%	0 0%		1 100%
Tot	6	18	1	1	20	1	3	19	69	26 38%	13 30%	7 50%	6 55%	
wins SWE	2 33%	14 78%	1 100%	1 100%	12 60%	1 100%	1 33%	11 58%	43 62%					
Dz	1 25%	2 50%		1 100%	1 100%			0 0%	5 45%					
Nz		1 100%	1 100%		4 57%		0 0%	1 25%	7 50%					
Az	1 50%	11 85%			7 58%	1 100%	1 50%	10 71%	31 70%					

LEGEND

Az Attacking zone **Dz** Defending zone **Nz** Neutral zone **Tot** Total face-offs played

Timing and Results provided by **TISSOT**



Game Roster

JPN - CHN

Referee(s)

BJALKANDER Patric (SWE)

Linesmen

NYQVIST Anders (SWE) , TROBAJO NAVARRO Carlos (ESP)

Goalkeepers

Team: JPN

No	Name	GP	MIP	GA	SVS	SOG	SVS%	GAA
1	HITOMI Shun	2	60:00	2	50	52	96.15	2.00
25	ONODA Takuto	2	59:08	3	27	30	90.00	3.04

Team Roster

Team: JPN (black)

No	Pos	Name	GP	G	A	PTS	PIM	+/-
1	GK	HITOMI Shun	2	0	0	0	0	
2	D	HORIUCHI Itaru	2	0	1	1	4	-1
4	D	MATSUKANE Kenta	2	0	1	1	0	0
5	D	KATO Shinnosuke	2	0	0	0	4	0
6	D	OHBA Dai	2	0	0	0	0	0
7	D	YOKOYAMA Yoshiya	2	0	0	0	2	0
8	F	OMUKU Maito	2	1	1	2	2	+1
9	F	ECHIGO Tomoya +A	2	0	1	1	0	-1
11	F	OTSU Kosuke	2	0	1	1	2	0
12	D	KOIZUMI Kazunari	2	0	0	0	2	0
13	F	HITOSATO Shigeki	2	0	0	0	0	-1
14	F	TANAKA Kentaro +A	2	0	0	0	0	-3
15	F	KONNO Tomohiro	2	0	0	0	0	+1
16	F	TATEDA Shun	2	0	0	0	0	-1
18	F	FURUHASHI Makuru	2	1	0	1	4	+1
19	F	NAKAJIMA Shogo	2	0	0	0	0	+1
21	F	SUZUKI Kento	2	0	0	0	6	0
22	F	KAWAMURA Kazuki	2	1	0	1	0	-1
23	F	IKEDA Ikki	2	1	0	1	0	+2
24	D	SATOH Hikaru +C	2	1	0	1	2	+1
25	GK	ONODA Takuto	2	0	0	0	0	

Head Coach: MAHON Mark

Team: CHN

No	Name	GP	MIP	GA	SVS	SOG	SVS%	GAA
1	WU Jiankun	3	48:26	10	49	59	83.05	12.39
22	SUN Zehao	3	131:34	20	165	185	89.19	9.12

Team: CHN (white)

No	Pos	Name	GP	G	A	PTS	PIM	+/-
1	GK	WU Jiankun	3	0	0	0	0	
2	D	LI Ning	3	0	0	0	2	-5
3	F	FAN Yi	0	0	0	0	0	0
4	F	YU Xiaolong	0	0	0	0	0	0
5	D	GUAN Tianyi	2	0	0	0	0	-2
6	F	HUANG Peng +C	3	0	0	0	6	-8
7	F	ZHANG Zesen	3	0	0	0	0	-9
8	F	ZUO Tianyou +A	2	1	0	1	0	-7
9	F	LU Hengnan +A	3	0	0	0	14	-10
10	D	ZHANG Jiaqi	3	0	0	0	10	-12
11	F	YU Mingrunze	2	0	0	0	0	-3
12	D	ZHANG Zhen	3	0	0	0	2	-3
13	F	YUE Xinhao	3	0	0	0	0	-6
14	D	ZHANG Zheming	3	0	0	0	0	0
15	F	WU Hao	3	0	0	0	2	-8
16	D	QIAN Jinglin	3	0	0	0	2	-11
17	D	WU Jiasiteng	3	0	0	0	6	-8
18	F	MA Tianyue	3	0	0	0	2	-5
19	F	YANG Zhenyu	3	0	0	0	0	-3
20	F	BAO Jiachang	3	0	0	0	0	-2
21	F	NAN Jiangming	3	0	0	0	0	-2
22	GK	SUN Zehao	3	0	0	0	2	

Head Coach: GORBENKO Oleg

LEGEND

A Assists	D Defence	F Forward	G Goals
GA Goals against	GAA Goals against as average per 60 minutes	GK Goalkeeper	GP Games played
MIP Minutes and seconds played	No Jersey number	PIM Penalties in minutes	Pos Position
PTS Points	SOG Shots on goal	SVS Saves	SVS% Saves in percentage
+/- Plus/minus net	+A Assistant captain	+C Captain	

Timing and Results provided by **TISSOT**



Line-ups

REVISED
10 FEB 16:21

JPN - CHN

Referee(s)

BJALKANDER Patric (SWE)

Goalkeepers

Team: JPN

No	Name
25	ONODA Takuto
1	HITOMI Shun

Team Line-ups

Team: JPN (black)

No	Pos	Name
7	D	YOKOYAMA Yoshiya
12	D	KOIZUMI Kazunari
8	F	OMUKU Maito
11	F	OTSU Kosuke
22	F	KAWAMURA Kazuki
<hr/>		
2	D	HORIUCHI Itaru
5	D	KATO Shinnosuke
9	F	ECHIGO Tomoya +A
16	F	TATEDA Shun
19	F	NAKAJIMA Shogo
<hr/>		
4	D	MATSUKANE Kenta
24	D	SATOH Hikaru +C
13	F	HITOSATO Shigeki
15	F	KONNO Tomohiro
18	F	FURUHASHI Makuru
<hr/>		
6	D	OHBA Dai
14	F	TANAKA Kentaro +A
21	F	SUZUKI Kento
23	F	IKEDA Ikki

Head Coach: MAHON Mark

Linesmen

NYQVIST Anders (SWE) , TROBAJO NAVARRO Carlos (ESP)

Team: CHN

No	Name
1	WU Jiankun
22	SUN Zehao

Team: CHN (white)

No	Pos	Name
12	D	ZHANG Zhen
17	D	WU Jiasiteng
8	F	ZUO Tianyou +A
9	F	LU Hengnan +A
<hr/>		
10	D	ZHANG Jiaqi
16	D	QIAN Jinglin
6	F	HUANG Peng +C
13	F	YUE Xinhao
15	F	WU Hao
<hr/>		
2	D	LI Ning
14	D	ZHANG Zheming
20	F	BAO Jiachang
21	F	NAN Jiangming

Head Coach: GORBENKO Oleg

NOT DRESSED:

3 F FAN Yi

4 F YU Xiaolong

5 D GUAN Tianyi

7 F ZHANG Zesen

11 F YU Mingrunze

18 F MA Tianyue

19 F YANG Zhenyu

LEGEND

D Defence

+A Assistant captain

F Forward

+C Captain

No Jersey number

Pos Position

Players 7 and 18 of Team China removed from the Line up following FISU Official TD communication

Timing and Results provided by **TISSOT**



Graphical Line-ups

JPN - CHN

Referee(s)

BJALKANDER Patric (SWE)

Linesmen

NYQVIST Anders (SWE) , TROBAJO NAVARRO Carlos (ESP)

Team: JPN - Japan (black)

Head Coach: MAHON Mark

S1 25 ONODA Takuto		
1 HITOMI Shun		
S2 7 YOKOYAMA Yoshiya	S3 12 KOIZUMI Kazunari	
S5 11 OTSU Kosuke	S4 8 OMUKU Maito	S6 22 KAWAMURA Kazuki
2 HORIUCHI Itaru		5 KATO Shinnosuke
19 NAKAJIMA Shogo	9 ECHIGO Tomoya +A	16 TATEDA Shun
24 SATOH Hikaru +C		4 MATSUKANE Kenta
15 KONNO Tomohiro	18 FURUHASHI Makuru	13 HITOSATO Shigeki
		6 OHBA Dai
21 SUZUKI Kento	14 TANAKA Kentaro +A	23 IKEDA Ikki

Team: CHN - China P.R. (white)

Head Coach: GORBENKO Oleg

S1 1 WU Jiankun		
22 SUN Zehao		
S3 17 WU Jiasiteng	S2 12 ZHANG Zhen	
7 ZHANG Zesen	S5 9 LU Hengnan +A	S4 8 ZUO Tianyou +A
16 QIAN Jinglin		10 ZHANG Jiaqi
15 WU Hao	6 HUANG Peng +C	13 YUE Xinhao
14 ZHANG Zheming		2 LI Ning
20 BAO Jiachang	18 MA Tianyue	S6 21 NAN Jiangming

LEGEND

Sn Starting position

+A Assistant captain

+C Captain

Timing and Results provided by **TISSOT**



Game Summary

JPN - CHN 12 - 3 (4 - 2, 1 - 1, 7 - 0)

Spectators	Referee(s)	Linesmen
300	BJALKANDER Patric (SWE)	NYQVIST Anders (SWE) , TROBAJO NAVARRO Carlos (ESP)

Team Statistics

Period	Score	SVS	SOG	PIM	TPP	PPG	SHG
1	4 : 2	7 : 20	24 : 9	2 : 6	03:09 : 00:57	1 : 1	0 : 0
2	1 : 1	5 : 26	27 : 6	29 : 8	05:03 : 05:17	1 : 1	0 : 0
3	7 : 0	0 : 25	32 : 0	4 : 16	06:29 : 02:00	3 : 0	0 : 0
Total	12 : 3	12 : 71	83 : 15	35 : 30	14:41 : 08:14	5 : 2	0 : 0

1st Period

Action	Time	ET/Res	Team	Type	No	Name	(G)	Name of Assistant(s) / Action Description
GK	00:00		JPN		25	ONODA T		- Goalkeeper in
GK	00:00		CHN		1	WU J		- Goalkeeper in
Penalty	01:14	01:36	CHN	2 min.	17	WU J		- Hooking
Goal	01:36	1 : 0	JPN	PP1	18	FURUHASHI M	(2)	23 IKEDA I 4 MATSUKANE K On Ice JPN 25 4 5 18 23 24 * CHN 1 2 10 16 20
Goal	07:20	2 : 0	JPN	EQ	18	FURUHASHI M	(3)	On Ice JPN 25 5 6 13 15 18 CHN 1 6 10 12 13 15
Goal	08:28	3 : 0	JPN	EQ	23	IKEDA I	(2)	11 OTSU K 2 HORIUCHI I On Ice JPN 25 2 4 11 14 23 CHN 1 8 9 10 12 21
GK	08:28		CHN		22	SUN Z		- Goalkeeper in
Goal	08:48	3 : 1	CHN	EQ	9	LU H	(1)	1 WU J - Goalkeeper out On Ice JPN 25 4 8 11 22 24 CHN 22 8 9 10 12 21
Penalty	12:55	14:55	CHN	2 min.	14	ZHANG Z		- Slashing
Penalty	14:31	16:31	CHN	2 min.	10	ZHANG J		- Holding an opponent
Penalty	15:42	17:28	JPN	2 min.	11	OTSU K		- Interference on a Goalkeeper
Goal	17:28	3 : 2	CHN	PP1	15	WU H	(1)	12 ZHANG Z 21 NAN J On Ice JPN 25 2 9 16 24 * CHN 22 8 9 12 15 17
Goal	18:19	4 : 2	JPN	EQ	15	KONNO T	(1)	8 OMUKU M 18 FURUHASHI M On Ice JPN 25 5 12 13 15 18 CHN 22 2 8 9 15 17

2nd Period

Action	Time	ET/Res	Team	Type	No	Name	(G)	Name of Assistant(s) / Action Description
Penalty	24:43	26:43	JPN	2 min.	19	NAKAJIMA S		- Tripping
Penalty	26:56	28:56	CHN	2 min.	12	ZHANG Z		- Holding an opponent
Penalty	27:59	29:59	CHN	2 min.	20	BAO J		- Cross-Checking
Penalty	31:33	33:33	CHN	2 min.	16	QIAN J		- Kneeing
Goal	33:33	5 : 2	JPN	PP1	18	FURUHASHI M	(4)	15 KONNO T 24 SATOH H On Ice JPN 25 4 15 18 23 24 * CHN 22 8 9 10 12
Penalty	34:41	39:41	JPN	5 min.	11	OTSU K		- High Sticking / Served by: 21 SUZUKI K
Penalty	34:41	60:00	JPN	20 min.	11	OTSU K		- Game Misconduct Penalty
Penalty	34:41	36:41	CHN	2 min.	16	QIAN J		- Roughing
Penalty	36:24	38:02	JPN	2 min.	14	TANAKA K		- Tripping
Goal	38:02	5 : 3	CHN	PP2	9	LU H	(2)	13 YUE X On Ice JPN 25 7 9 12 * CHN 22 8 9 10 13 16

3rd Period

Action	Time	ET/Res	Team	Type	No	Name	(G)	Name of Assistant(s) / Action Description
Penalty	40:16	42:16	CHN	2 min.	13	YUE X		- Interference
Penalty	40:16	42:16	JPN	2 min.	22	KAWAMURA K		- Unsportsmanlike Conduct
Goal	41:57	6 : 3	JPN	EQ	23	IKEDA I	(3)	14 TANAKA K 12 KOIZUMI K On Ice JPN 25 7 12 14 23 CHN 22 2 6 15 16
Penalty	42:23	44:23	CHN	2 min.	9	LU H		- Slashing
Penalty	43:59	44:55	CHN	2 min.	13	YUE X		- High Sticking
Goal	44:55	7 : 3	JPN	PP1	23	IKEDA I	(4)	24 SATOH H On Ice JPN 25 4 15 18 23 24 * CHN 22 8 9 10 16

Timing and Results provided by  TISSOT



Action	Time	ET/Res	Team	Type	No	Name	(G)	Name of Assistant(s) / Action Description
Penalty	46:35	47:16	CHN	2 min.	16	QIAN J		- Cross-Checking
Goal	47:16	8 : 3	JPN	PP1	22	KAWAMURA K	(2)	8 OMUKU M 14 TANAKA K On Ice JPN 25 2 7 8 14 22 * CHN 22 8 9 10 13
Penalty	49:07	51:07	CHN	2 min.	12	ZHANG Z		- High Sticking
Penalty	49:26	51:13	CHN	2 min.	16	QIAN J		- Elbowing
Time-out	49:26		CHN					
Penalty	50:21	52:21	CHN	2 min.	10	ZHANG J		- Slashing
Goal	51:13	9 : 3	JPN	PP2	24	SATOH H	(2)	4 MATSUKANE K On Ice JPN 25 4 8 14 22 24 * CHN 22 6 9 13
Goal	54:51	10 : 3	JPN	EQ	15	KONNO T	(2)	18 FURUHASHI M On Ice JPN 25 4 13 15 18 24 CHN 22 2 8 9 10 15
Goal	56:01	11 : 3	JPN	EQ	22	KAWAMURA K	(3)	8 OMUKU M 6 OHBA D On Ice JPN 25 6 7 8 12 22 CHN 22 9 10 12 13 14
Penalty	56:28	58:28	JPN	2 min.	23	IKEDA I		- Hooking
Goal	59:22	12 : 3	JPN	EQ	16	TATEDA S	(1)	24 SATOH H On Ice JPN 25 4 9 16 19 24 CHN 22 2 6 15 16 21
Penalty	59:58	60:00	CHN	2 min.	12	ZHANG Z		- Holding an opponent
GK	60:00		JPN					25 ONODA T - Goalkeeper out
GK	60:00		CHN					22 SUN Z - Goalkeeper out

Goalkeeper Records

Team : JPN - Japan

Team : CHN - China P.R.

No	Name	SOG	SVS	MIP
25	ONODA Takuto	15	12	60:00
1	HITOMI Shun			

No	Name	SOG	SVS	MIP
22	SUN Zehao	74	65	51:32
1	WU Jiankun	9	6	08:28

Game Statistics

Team : JPN (black)


Head Coach : MAHON Mark

No	Pos	Name	G	A	P	PIM	FO+	FO-	FO+/-	FO%	Shots on Goal					+/-
											1	2	3	OT	TS	
7	D	YOKOYAMA Yoshiya	0	0	0	0	0	0	0	0.00	0	0	2		2	+2
8	F	OMUKU Maito	0	3	3	0	12	5	7	70.59	3	0	1		4	0
11	F	OTSU Kosuke	0	1	1	27	0	0	0	0.00	0	0	0		0	0
12	D	KOIZUMI Kazunari	0	1	1	0	0	0	0	0.00	0	0	1		1	+3
22	F	KAWAMURA Kazuki	2	0	2	2	4	1	3	80.00	2	1	2		5	0
2	D	HORIUCHI Itaru	0	1	1	0	0	0	0	0.00	2	1	3		6	+1
5	D	KATO Shinnosuke	0	0	0	0	0	0	0	0.00	0	0	0		0	+2
9	F	ECHIGO Tomoya +A	0	0	0	0	5	7	-2	41.67	1	1	4		6	+1
16	F	TATEDA Shun	1	0	1	0	1	4	-3	20.00	2	2	2		6	+1
19	F	NAKAJIMA Shogo	0	0	0	2	2	3	-1	40.00	0	4	0		4	+1
4	D	MATSUKANE Kenta	0	2	2	0	0	0	0	0.00	0	1	1		2	+2
13	F	HITOSATO Shigeki	0	0	0	0	0	0	0	0.00	0	1	0		1	+3
15	F	KONNO Tomohiro	2	1	3	0	1	0	1	100.00	4	3	2		9	+3
18	F	FURUHASHI Makuru	3	2	5	0	16	7	9	69.57	5	2	3		10	+3
24	D	SATOH Hikaru +C	1	3	4	0	0	0	0	0.00	0	4	4		8	+1
6	D	OHBA Dai	0	1	1	0	0	0	0	0.00	1	0	1		2	+2
14	F	TANAKA Kentaro +A	0	2	2	2	11	5	6	68.75	0	0	1		1	+2
21	F	SUZUKI Kento	0	0	0	0	1	0	1	100.00	3	3	3		9	0
23	F	IKEDA Ikki	3	1	4	2	0	0	0	0.00	1	4	2		7	+2
1	GK	HITOMI Shun	0	0	0	0					0	0	0		0	
25	GK	ONODA Takuto	0	0	0	0					0	0	0		0	
Total			12	18	30	35	53	32	21	62.35	24	27	32		83	

Team : CHN (white)

Head Coach : GORBENKO Oleg

No	Pos	Name	G	A	P	PIM	FO+	FO-	FO+/-	FO%	Shots on Goal					+/-
											1	2	3	OT	TS	
8	F	ZUO Tianyou +A	0	0	0	0	2	4	-2	33.33	0	0	0		0	-2
9	F	LU Hengnan +A	2	0	2	2	15	21	-6	41.67	2	1	0		3	-3
12	D	ZHANG Zhen	0	1	1	6	0	0	0	0.00	2	1	0		3	-2

Timing and Results provided by  TISSOT



Head Coach : GORBENKO Oleg

No	Pos	Name	G	A	P	PIM	FO+	FO-	FO+/-	FO%	Shots on Goal					+/-
											1	2	3	OT	TS	
17	D	WU Jiasiteng	0	0	0	2	0	0	0	0.00	1	1	0		2	-1
6	F	HUANG Peng +C	0	0	0	0	10	14	-4	41.67	1	0	0		1	-3
10	D	ZHANG Jiaqi	0	0	0	4	0	0	0	0.00	0	1	0		1	-3
13	F	YUE Xinhao	0	1	1	4	1	1	0	50.00	1	0	0		1	-2
15	F	WU Hao	1	0	1	0	1	2	-1	33.33	1	0	0		1	-5
16	D	QIAN Jinglin	0	0	0	8	0	1	-1	0.00	0	1	0		1	-2
2	D	LI Ning	0	0	0	0	3	6	-3	33.33	0	1	0		1	-4
14	D	ZHANG Zheming	0	0	0	2	0	2	-2	0.00	1	0	0		1	-1
20	F	BAO Jiachang	0	0	0	2	0	2	-2	0.00	0	0	0		0	0
21	F	NAN Jiangming	0	1	1	0	0	0	0	0.00	0	0	0		0	-1
1	GK	WU Jiankun	0	0	0	0					0	0	0		0	
22	GK	SUN Zehao	0	0	0	0					0	0	0		0	
Total			3	3	6	30	32	53	-21	37.65	9	6	0		15	

LEGEND

(G) Goals in tournament	* does not count for Plus/minus	+/- Plus/minus net	+A Assistant captain
+C Captain	A Assists	D Defence	EQ Equal strength
ET/Res Penalty end time/Result of game	F Forward	FO- Face-offs lost	FO% Face-offs won as percentage
FO+ Face-offs won	FO+/- Face-offs net	G Goals	GK Goalkeeper
MIP Minutes in play (GK)	No Jersey number	OT Overtime	P Points
PIM Penalties in minutes	Pos Position	PP1 Power play - 1 player	PP2 Power play - 2 players
PPG Power play goals	SHG Shorthanded goals	SOG Shots on goal	SVS Saves
TPP Time on power play	TS Total shots		

Timing and Results provided by **TISSOT**




Shot Chart

JPN - CHN

Shots by CHN

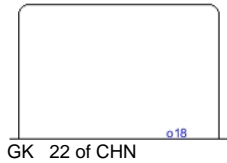
Goals (o): 2 SSG (+): 7
SSP (-): 1 SPG (-): 1



GK 25 of JPN

Shots by JPN


Goals (o): 1 SSG (+): 26
SSP (-): 6 SPG (-): 8



GK 22 of CHN

Shots by CHN

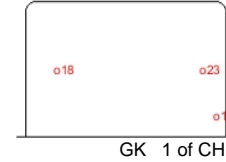
Goals (o): 0 SSG (+): 0
SSP (-): 3 SPG (-): 0



GK 25 of JPN

Shots by JPN

Goals (o): 4 SSG (+): 20
SSP (>): 9 SPG (-): 5



GK 1 of CHN

Shots by CHN

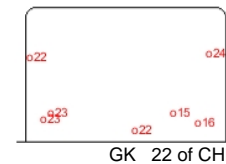
Goals (o): 1 SSG (+): 5
SSP (>): 2 SPG (-): 0



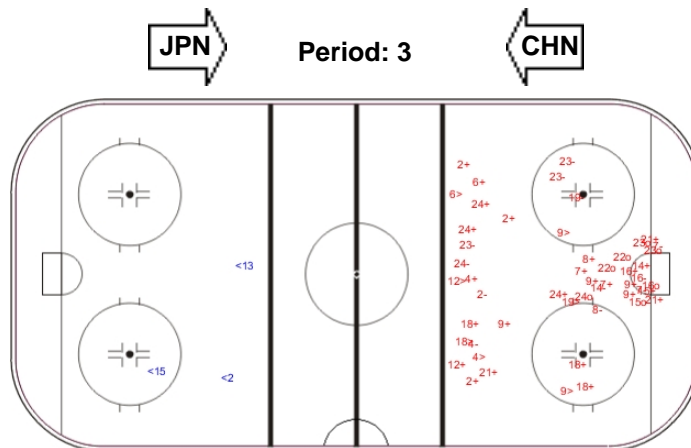
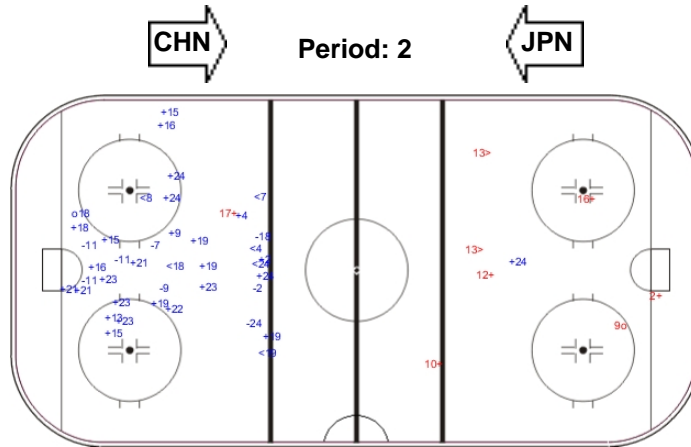
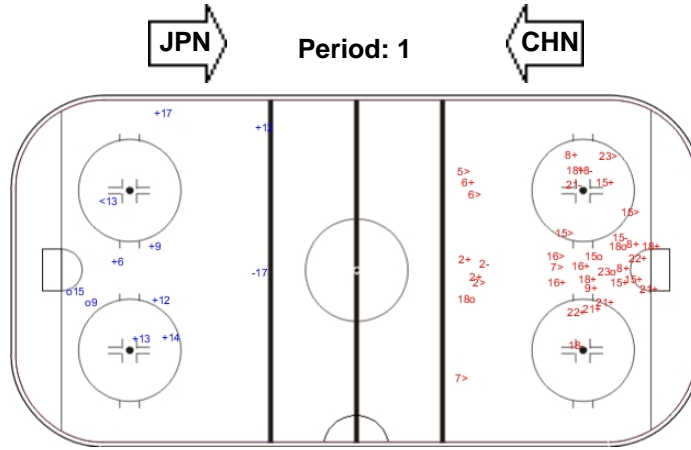
GK 25 of JPN

Shots by JPN

Goals (o): 7 SSG (+): 25
SSP (>): 7 SPG (-): 12



GK 22 of CHN



LEGEND

GK Goalkeeper **SPG** Shots past goal **SSG** Shots saved by goalkeeper **SSP** Shots saved by player

Timing and Results provided by **TISSOT**



Face-off Chart

JPN - CHN

PERIOD 1

	JPN		CHN		JPN		CHN			
	Def. zone	Att. zone	Neutral zone		Att. zone	Def. zone				
	+ 18	- 9	+ 8	- 9	+ 9	- 6			Total wins all zones	
	+ 14	- 6	+ 8	- 6	+ 18	- 20				
	+ 18	- 2	+ 14	- 9	+ 19	- 9				
	+ 14	- 13	+ 14	- 2	+ 18	- 16				
			- 8	+ 9	+ 14	- 2				
			- 9	+ 9	- 8	+ 9				
			- 9	+ 9	- 8	+ 9				
			- 18	+ 6	- 18	+ 2				
			+ 8	- 2	+ 9	- 9				
					- 16	+ 13				
					+ 22	- 8				
					+ 18	- 6				
					- 18	+ 9				
					- 14	+ 9				
Total wins / period	4 / 100%	0 / 0%	5 / 56%	4 / 44%	8 / 57%	6 / 43%			JPN	CHN
									17 / 63%	10 / 37%

PERIOD 2

	JPN		CHN		JPN		CHN			
	Def. zone	Att. zone	Neutral zone		Att. zone	Def. zone				
	+ 18	- 9	- 8	+ 9	- 9	+ 9			Total wins all zones	
	- 16	+ 6	- 9	+ 2	+ 18	- 2				
	+ 14	- 9	- 19	+ 9	+ 14	- 9				
	- 18	+ 6	+ 8	- 9	+ 8	- 6				
			- 18	+ 6	- 19	+ 2				
			- 16	+ 9	+ 22	- 20				
					- 18	+ 9				
					+ 16	- 15				
					+ 22	- 9				
					+ 18	- 15				
					+ 18	- 9				
					+ 8	- 6				
					+ 14	- 9				
Total wins / period	2 / 50%	2 / 50%	1 / 17%	5 / 83%	10 / 77%	3 / 23%			JPN	CHN
									13 / 57%	10 / 43%

PERIOD 3

	JPN		CHN		JPN		CHN				
	Def. zone	Att. zone	Neutral zone		Att. zone	Def. zone					
	- 14	+ 9	+ 8	- 9	- 9	+ 6			Total wins all zones		
	+ 9	- 6	+ 8	- 9	+ 18	- 9					
	+ 9	- 6	+ 8	- 14	- 14	+ 6					
	- 9	+ 6	- 14	+ 9	+ 18	- 8					
			+ 8	- 9	- 16	+ 6					
			+ 9	- 14	+ 18	- 8					
			+ 8	- 8	+ 15	- 6					
			+ 14	- 9	- 18	+ 6					
Total wins / period										JPN	CHN
										23 / 66%	12 / 34%



		+ 8	- 6	+ 14	- 9
		- 14	+ 15	+ 18	- 6
		- 8	+ 9	+ 18	- 6
				- 9	+ 8
				+ 22	- 6
				+ 14	- 9
				- 19	+ 6
				+ 19	- 6
				+ 18	- 9
				+ 18	- 9
				+ 21	- 2
				- 22	+ 8
2 / 50%	2 / 50%	8 / 73%	3 / 27%	13 / 65%	7 / 35%

TOTAL

	JPN	CHN	JPN	CHN	JPN	CHN	Total wins all zones	
	Def. zone	Att. zone	Neutral zone		Att. zone	Def. zone	JPN	CHN
Total wins / game	8 / 67%	4 / 33%	14 / 54%	12 / 46%	31 / 66%	16 / 34%	53 / 62%	32 / 38%



HEAD TO HEAD

	CHN										Tot	wins JPN	Dz	Nz	Az
	No.	2	6	8	9	13	14	15	16	20					
JPN	8	1 - 0	4 - 0	1 - 0	5 - 5		1 - 0				17	12 71%		10 77%	2 50%
	9	0 - 1	3 - 2	0 - 1	1 - 3		1 - 0				12	5 42%	2 67%	1 25%	2 40%
	14	2 - 0	1 - 1		7 - 3	1 - 0		0 - 1			16	11 69%	3 75%	3 60%	5 71%
	15		1 - 0								1	1 100%			1 100%
	16		0 - 2		0 - 1	0 - 1		1 - 0			5	1 20%	0 0%	0 0%	1 33%
	18	2 - 1	3 - 4	2 - 0	6 - 2			1 - 0	1 - 0	1 - 0	23	16 70%	3 75%	0 0%	13 76%
	19	0 - 1	1 - 1		1 - 1						5	2 40%		0 0%	2 50%
	21	1 - 0									1	1 100%			1 100%
	22		1 - 0	1 - 1	1 - 0					1 - 0	5	4 80%			4 80%
Tot	9	24	6	36	2	2	3	1	2	85	53 62%	8 67%	14 54%	31 66%	
wins CHN	3 33%	10 42%	2 33%	15 42%	1 50%	0 0%	1 33%	0 0%	0 0%	32 38%					
Dz	2 40%	5 36%	2 40%	6 35%	1 100%		0 0%	0 0%	0 0%	16 34%					
Nz	1 33%	2 50%	0 0%	8 53%		0 0%	1 100%			12 46%					
Az	0 0%	3 50%		1 25%	0 0%					4 33%					

LEGEND

Az Attacking zone **Dz** Defending zone **Nz** Neutral zone **Tot** Total face-offs played

Timing and Results provided by **TISSOT**



Game Roster

USA - SWE

Referee(s)

CAMPBELL Michael (CAN)

Goalkeepers

Team: USA

No	Name	GP	MIP	GA	SVS	SOG	SVS%	GAA
1	OLEN Joseph	2	00:00	0	0	0	0.00	0.00
30	COOPER Matt	2	122:51	5	57	62	91.94	2.44

Team Roster

Team: USA (white)

No	Pos	Name	GP	G	A	PTS	PIM	+/-
1	GK	OLEN Joseph	2	0	0	0	0	
4	D	McGOVERN Edward	2	0	1	1	0	0
5	D	SOLORZANO Emmanuel	2	0	0	0	0	0
7	D	SCHMIDT Connor	2	0	1	1	2	-1
8	D	ZERN Nicholas	2	0	0	0	2	0
9	F	JOHNSON Bryce	2	1	0	1	2	-1
10	F	BALENT Bill	2	1	1	2	0	0
11	F	KASCSAK John-Paul	2	0	1	1	0	+1
12	F	HARRIS Michael +A	2	0	0	0	4	-1
14	D	JOSEPH Chris	2	1	0	1	2	-1
15	F	MURPHY Sean	2	0	0	0	0	-1
16	F	OLEN John	2	0	0	0	2	-1
17	F	BURKEMPER Chris	2	0	0	0	0	-1
18	F	BODETTE Bobby +A	2	1	0	1	2	0
19	F	BRESLIN Joey	2	0	1	1	2	+1
20	F	HANNON Luke	2	1	0	1	0	+1
21	D	BENSON Tyler	2	0	1	1	2	+1
22	F	BELONGER Ryan	1	0	0	0	0	0
23	D	YOUNG Jordan +C	2	0	0	0	6	0
25	F	BREWSTER Samuel	2	0	0	0	2	-1
26	F	GREENBERG Jordan	2	0	0	0	2	-1
30	GK	COOPER Matt	2	0	0	0	10	

Head Coach: BALBONI Scott

Linesmen

KACEJ Lukas (SVK) , LORENTSEN BAKLI Gjermund (NOR)

Team: SWE

No	Name	GP	MIP	GA	SVS	SOG	SVS%	GAA
1	LJUNG Arvid	3	125:00	9	74	83	89.16	4.32
2	HVITFELDT Henrik	1	00:00	0	0	0	0.00	0.00
30	HELIN Emil	2	60:00	7	52	59	88.14	7.00

Team: SWE (blue)

No	Pos	Name	GP	G	A	PTS	PIM	+/-
1	GK	LJUNG Arvid	3	0	0	0	0	
2	GK	HVITFELDT Henrik	1	0	0	0	0	
3	D	BACKESTEN Joel	3	0	0	0	2	-7
4	D	STIGBORN Adam +A	2	0	0	0	0	-1
5	D	LYRVALL Erik	3	0	1	1	2	-1
6	D	JIGMALM Freddie	3	0	1	1	2	-2
7	F	JONSSON Daniel	3	0	0	0	0	-4
8	D	PELTONIEMI Fredrik	3	0	0	0	0	-2
9	F	BJORK LINDSTROM Victor	3	0	0	0	6	-5
10	F	GRONROS Andre	3	0	1	1	0	-3
11	F	ORRSVEDEN Magnus	3	0	0	0	0	-4
12	D	WESTLUND Wiking +A	3	0	1	1	2	-3
14	D	NYQUIST Oscar	3	0	0	0	2	-5
15	F	ANDERSSON Daniel	3	2	0	2	2	-4
16	F	BERGQVIST Stefan	3	2	0	2	4	-6
17	F	SALDEEN Justus	3	1	0	1	4	0
18	F	ORTEVALL Marcus	3	0	0	0	0	-4
19	F	RONNEBACK THOMSON Joachim +C	3	0	3	3	2	0
20	F	GRONSKOG Niklas	3	1	2	3	0	0
23	F	ROGNE Eric	3	0	0	0	0	-2
24	D	HERTZBERG Tim	3	0	0	0	2	-7
30	GK	HELIN Emil	2	0	0	0	2	

Head Coach: TIGER Mats

LEGEND

A Assists	D Defence	F Forward	G Goals
GA Goals against	GAA Goals against as average per 60 minutes	GK Goalkeeper	GP Games played
MIP Minutes and seconds played	No Jersey number	PIM Penalties in minutes	Pos Position
PTS Points	SOG Shots on goal	SVS Saves	SVS% Saves in percentage
+/- Plus/minus net	+A Assistant captain	+C Captain	

Timing and Results provided by **TISSOT**



Line-ups

USA - SWE

Referee(s)

CAMPBELL Michael (CAN)

Goalkeepers

Team: USA

No	Name
30	COOPER Matt
1	OLEN Joseph

Team Line-ups

Team: USA (white)

No	Pos	Name
4	D	McGOVERN Edward
7	D	SCHMIDT Connor
12	F	HARRIS Michael +A
15	F	MURPHY Sean
18	F	BODETTE Bobby +A
21	D	BENSON Tyler
23	D	YOUNG Jordan +C
9	F	JOHNSON Bryce
16	F	OLEN John
26	F	GREENBERG Jordan
5	D	SOLORZANO Emmanuel
14	D	JOSEPH Chris
11	F	KASCSAK John-Paul
19	F	BRESLIN Joey
20	F	HANNON Luke
8	D	ZERN Nicholas
10	F	BALENT Bill
17	F	BURKEMPER Chris
25	F	BREWSTER Samuel

Head Coach: BALBONI Scott

NOT DRESSED:

22 F BELONGER Ryan

Linesmen

KACEJ Lukas (SVK) , LORENTSEN BAKLI Gjermund (NOR)

Team: SWE

No	Name
1	LJUNG Arvid
30	HELIN Emil

Team: SWE (blue)

No	Pos	Name
5	D	LYRVALL Erik
6	D	JIGMALM Freddie
17	F	SALDEEN Justus
19	F	RONNEBACK THOMSON Joachim +C
20	F	GRONSKOG Niklas
3	D	BACKESTEN Joel
24	D	HERTZBERG Tim
9	F	BJORK LINDSTROM Victor
10	F	GRONROS Andre
15	F	ANDERSSON Daniel
4	D	STIGBORN Adam +A
14	D	NYQUIST Oscar
11	F	ORRSVEDEN Magnus
16	F	BERGQVIST Stefan
18	F	ORTEVALL Marcus
8	D	PELTONIEMI Fredrik
12	D	WESTLUND Wiking +A
7	F	JONSSON Daniel
23	F	ROGNE Eric

Head Coach: TIGER Mats

NOT DRESSED:

2 GK HVITFELDT Henrik

LEGEND

D	Defence	F	Forward	No	Jersey number	Pos	Position
+A	Assistant captain	+C	Captain				

Timing and Results provided by **TISSOT**



Graphical Line-ups

USA - SWE

Referee(s)

CAMPBELL Michael (CAN)

Linesmen

KACEJ Lukas (SVK) , LORENTSEN BAKLI Gjermund (NOR)

Team: USA - United States of America (white)

Head Coach: BALBONI Scott

S1 30 COOPER Matt		
1 OLEN Joseph		
S2 4 McGOVERN Edward	S3 7 SCHMIDT Connor	
S4 12 HARRIS Michael +A	S5 15 MURPHY Sean	S6 18 BODETTE Bobby +A
21 BENSON Tyler		23 YOUNG Jordan +C
16 OLEN John	9 JOHNSON Bryce	26 GREENBERG Jordan
14 JOSEPH Chris		5 SOLORZANO Emmanuel
20 HANNON Luke	19 BRESLIN Joey	11 KASCSAK John-Paul
		8 ZERN Nicholas
17 BURKEMPER Chris	10 BALENT Bill	25 BREWSTER Samuel

Team: SWE - Sweden (blue)

Head Coach: TIGER Mats

S1 1 LJUNG Arvid		
30 HELIN Emil		
S3 6 JIGMALM Freddie	S2 5 LYRVALL Erik	
S4 17 SALDEEN Justus	S5 19 RONNEBACK THOMSON Joachim +C	S6 20 GRONSKOG Niklas
3 BACKESTEN Joel		24 HERTZBERG Tim
10 GRONROS Andre	15 ANDERSSON Daniel	9 BJORK LINDSTROM Victor
4 STIGBORN Adam +A		14 NYQUIST Oscar
11 ORRSVEDEN Magnus	16 BERGQVIST Stefan	18 ORTEVALL Marcus
8 PELTONIEMI Fredrik		12 WESTLUND Wiking +A
7 JONSSON Daniel	23 ROGNE Eric	

LEGEND

Sn Starting position

+A Assistant captain

+C Captain

Timing and Results provided by **TISSOT**



Game Summary

REVISED
10 FEB 19:48

USA - SWE 4 - 1 (0 - 0 , 1 - 1 , 3 - 0)

Spectators	Referee(s)	Linesmen
800	CAMPBELL Michael (CAN)	KACEJ Lukas (SVK) , LORENTSEN BAKLI Gjermund (NOR)

Team Statistics

Period	Score	SVS	SOG	PIM	TPP	PPG	SHG
1	0 : 0	6 : 20	20 : 6	14 : 4	03:10 : 03:10	0 : 0	0 : 0
2	1 : 1	6 : 16	17 : 7	8 : 8	03:45 : 02:31	0 : 1	0 : 0
3	3 : 0	5 : 21	24 : 5	6 : 20	05:56 : 02:40	1 : 0	1 : 0
Total	4 : 1	17 : 57	61 : 18	28 : 32	12:51 : 08:21	1 : 1	1 : 0

1st Period

Action	Time	ET/Res	Team	Type	No	Name	(G)	Name of Assistant(s) / Action Description
GK	00:00		USA		30	COOPER M		- Goalkeeper in
GK	00:00		SWE		1	LJUNG A		- Goalkeeper in
Penalty	00:34	02:34	USA	2 min.	17	BURKEMPER C		- Interference
Penalty	01:44	03:44	SWE	2 min.	17	SALDEEN J		- Holding an opponent
Penalty	10:22	12:22	USA	2 min.	11	KASCSAK J		- Checking from Behind
Penalty	10:22	22:22	USA	10 min.	11	KASCSAK J		- Misconduct
Penalty	14:57	16:57	SWE	2 min.	15	ANDERSSON D		- Hooking

2nd Period

Action	Time	ET/Res	Team	Type	No	Name	(G)	Name of Assistant(s) / Action Description
Penalty	22:25	24:25	USA	2 min.	14	JOSEPH C		- Interference
Penalty	27:21	27:52	USA	2 min.	-	Team penalty		- Too Many Men / Served by: 20 HANNON L
Goal	27:52	0 : 1	SWE	PP1	24	HERTZBERG T	(1)	15 ANDERSSON D On Ice USA 30 4 7 10 16 SWE 1 3 9 10 15 24 *
Penalty	28:11	30:11	SWE	2 min.	11	ORRSVEDEN M		- Hooking
Goal	30:31	1 : 1	USA	EQ	8	ZERN N	(1)	9 JOHNSON B On Ice USA 30 8 9 16 23 26 16 OLEN J SWE 1 3 11 15 16 24
Penalty	33:12	35:12	USA	2 min.	16	OLEN J		- Elbowing
Penalty	33:12	35:12	SWE	2 min.	3	BACKESTEN J		- Unsportsmanlike Conduct
Penalty	35:21		USA	PS	14	JOSEPH C		- Holding an opponent
PS.miss	35:21		SWE	PS	3	BACKESTEN J	(0)	
Penalty	36:18	38:18	SWE	2 min.	15	ANDERSSON D		- Tripping
Penalty	37:48	39:48	USA	2 min.	-	Team penalty		- Too Many Men / Served by: 23 YOUNG J
Penalty	38:15	40:15	SWE	2 min.	20	GRONSKOG N		- Hooking

3rd Period

Action	Time	ET/Res	Team	Type	No	Name	(G)	Name of Assistant(s) / Action Description
Penalty	42:08	44:08	USA	2 min.	5	SOLORZANO E		- Delaying the Game
Penalty	42:48	44:48	SWE	2 min.	17	SALDEEN J		- Holding an opponent
Time-out	47:25		USA					
Penalty	48:45	50:45	SWE	2 min.	19	RONNEBACK THOMSON J		- Hooking
Goal	50:57	2 : 1	USA	EQ	10	BALENT B	(2)	7 SCHMIDT C On Ice USA 30 7 10 14 17 25 17 BURKEMPER C SWE 1 4 11 14 18 19
Penalty	51:19	52:00	SWE	2 min.	9	BJORK LINDSTROM V		- Kneeing
Goal	52:00	3 : 1	USA	PP1	7	SCHMIDT C	(1)	20 HANNON L On Ice USA 30 4 7 19 20 25 25 BREWSTER S SWE 1 3 10 15 24 *
Penalty	54:33	56:33	SWE	2 min.	24	HERTZBERG T		- Delaying the Game
Penalty	56:50	58:50	USA	2 min.	15	MURPHY S		- Holding an opponent
Time-out	56:50		SWE					
GK	56:50		SWE					1 LJUNG A - Goalkeeper out
Goal	56:54	4 : 1	USA	SH1	4	McGOVERN E	(1)	19 BRESLIN J On Ice USA 30 4 7 19 25 SWE 3 5 9 10 15 24
GK	56:54		SWE		1	LJUNG A		- Goalkeeper in

Timing and Results provided by **TISSOT**



Action	Time	ET/Res	Team	Type	No	Name	(G)	Name of Assistant(s) / Action Description
Penalty	59:40	60:00	SWE	2 min.	20	GRONSKOG N		- Tripping
Penalty	60:00	60:00	USA	2 min.	7	SCHMIDT C		- Slashing
Penalty	60:00	60:00	SWE	10 min.	11	ORRSVEDEN M		- Unsportsmanlike Conduct
GK	60:00		USA					30 COOPER M - Goalkeeper out
GK	60:00		SWE					1 LJUNG A - Goalkeeper out

Goalkeeper Records

Team : USA - United States of America

Team : SWE - Sweden

No	Name	SOG	SVS	MIP	No	Name	SOG	SVS	MIP
30	COOPER Matt	18	17	60:00	1	LJUNG Arvid	60	57	59:56
1	OLEN Joseph				30	HELIN Emil			

Game Statistics

Team : USA (white)


Head Coach : BALBONI Scott

No	Pos	Name	G	A	P	PIM	FO+	FO-	FO+/-	FO%	Shots on Goal					+/-
											1	2	3	OT	TS	
4	D	McGOVERN Edward	1	0	1	0	0	0	0	0.00	0	2	1		3	+1
7	D	SCHMIDT Connor	1	1	2	2	0	0	0	0.00	0	1	3		4	+2
12	F	HARRIS Michael +A	0	0	0	0	0	1	-1	0.00	7	1	1		9	0
15	F	MURPHY Sean	0	0	0	2	13	7	6	65.00	1	0	2		3	0
18	F	BODETTE Bobby +A	0	0	0	0	0	0	0	0.00	1	6	1		8	0
9	F	JOHNSON Bryce	0	1	1	0	6	7	-1	46.15	4	1	1		6	+1
16	F	OLEN John	0	1	1	2	0	2	-2	0.00	0	0	1		1	+1
21	D	BENSON Tyler	0	0	0	0	0	0	0	0.00	0	1	0		1	0
23	D	YOUNG Jordan +C	0	0	0	0	0	0	0	0.00	1	1	2		4	+1
26	F	GREENBERG Jordan	0	0	0	0	2	0	2	100.00	1	0	3		4	+1
5	D	SOLORZANO Emmanuel	0	0	0	2	0	0	0	0.00	1	0	0		1	0
11	F	KASCSAK John-Paul	0	0	0	12	0	0	0	0.00	0	0	0		0	0
14	D	JOSEPH Chris	0	0	0	2	0	0	0	0.00	0	0	0		0	+1
19	F	BRESLIN Joey	0	1	1	0	8	4	4	66.67	0	1	1		2	+1
20	F	HANNON Luke	0	1	1	0	0	0	0	0.00	2	1	2		5	0
8	D	ZERN Nicholas	1	0	1	0	0	0	0	0.00	1	1	1		3	+1
10	F	BALENT Bill	1	0	1	0	14	8	6	63.64	1	0	3		4	+1
17	F	BURKEMPER Chris	0	1	1	2	0	0	0	0.00	0	0	0		0	+1
25	F	BREWSTER Samuel	0	1	1	0	0	1	-1	0.00	0	1	2		3	+2
1	GK	OLEN Joseph	0	0	0	0					0	0	0		0	
30	GK	COOPER Matt	0	0	0	0					0	0	0		0	
Total			4	7	11	24	43	30	13	58.90	20	17	24		61	

Team : SWE (blue)

Head Coach : TIGER Mats

No	Pos	Name	G	A	P	PIM	FO+	FO-	FO+/-	FO%	Shots on Goal					+/-
											1	2	3	OT	TS	
5	D	LYRVALL Erik	0	0	0	0	0	0	0	0.00	0	0	0		0	-1
6	D	JIGMALM Freddie	0	0	0	0	0	0	0	0.00	0	0	0		0	0
17	F	SALDEEN Justus	0	0	0	4	0	0	0	0.00	0	1	0		1	0
19	F	RONNEBACK THOMSON Joachim +C	0	0	0	2	5	8	-3	38.46	1	0	0		1	-1
20	F	GRONSKOG Niklas	0	0	0	4	3	3	0	50.00	0	0	0		0	0
3	D	BACKESTEN Joel	0	0	0	2	0	0	0	0.00	0	0	1		1	-2
9	F	BJORK LINDSTROM Victor	0	0	0	2	2	2	0	50.00	0	1	0		1	-1
10	F	GRONROS Andre	0	0	0	0	0	0	0	0.00	0	2	1		3	-1
15	F	ANDERSSON Daniel	0	1	1	4	5	12	-7	29.41	1	0	0		1	-2
24	D	HERTZBERG Tim	1	0	1	2	0	0	0	0.00	2	1	0		3	-2
4	D	STIGBORN Adam +A	0	0	0	0	0	0	0	0.00	0	0	1		1	-1
11	F	ORRSVEDEN Magnus	0	0	0	12	1	0	1	100.00	1	0	1		2	-2
14	D	NYQUIST Oscar	0	0	0	0	0	0	0	0.00	0	0	0		0	-1
16	F	BERGQVIST Stefan	0	0	0	0	9	13	-4	40.91	0	2	1		3	-1
18	F	ORTEVALL Marcus	0	0	0	0	0	1	-1	0.00	1	0	0		1	-1
7	F	JONSSON Daniel	0	0	0	0	0	0	0	0.00	0	0	0		0	0

Timing and Results provided by 



Head Coach : TIGER Mats

No	Pos	Name	G	A	P	PIM	FO+	FO-	FO+/-	FO%	Shots on Goal					+/-
											1	2	3	OT	TS	
8	D	PELTONIEMI Fredrik	0	0	0	0	0	0	0	0.00	0	0	0		0	0
12	D	WESTLUND Wiking +A	0	0	0	0	0	0	0	0.00	0	0	0		0	0
23	F	ROGNE Eric	0	0	0	0	5	4	1	55.56	0	0	0		0	0
1	GK	LJUNG Arvid	0	0	0	0					0	0	0		0	
30	GK	HELIN Emil	0	0	0	0					0	0	0		0	
Total			1	1	2	32	30	43	-13	41.10	6	7	5		18	

LEGEND

(G) Goals in tournament	*	does not count for Plus/minus	+/-	Plus/minus net	+A	Assistant captain
+C Captain	A	Assists	D	Defence	ENG	Empty net goal
EQ Equal strength	ET/Res	Penalty end time/Result of game	F	Forward	FO-	Face-offs lost
FO% Face-offs won as percentage	FO+	Face-offs won	FO+/-	Face-offs net	G	Goals
GK Goalkeeper	MIP	Minutes in play (GK)	No	Jersey number	OT	Overtime
P Points	PIM	Penalties in minutes	Pos	Position	PP1	Power play - 1 player
PPG Power play goals	PS	Penalty shot	SH1	Shorthanded - 1 player	SHG	Shorthanded goals
SOG Shots on goal	SVS	Saves	TPP	Time on power play	TS	Total shots

Missing Player Team SWE added to Plus/Minus on Goal 4 Team USA

Timing and Results provided by **TISSOT**



Shot Chart

USA - SWE

Shots by SWE

Goals (o): 0 SSG (+): 6
SSP (-): 0 SPG (-): 6



GK 30 of USA

Shots by USA

Goals (o): 1 SSG (+): 16
SSP (-): 5 SPG (-): 8



GK 1 of SWE

Shots by SWE

Goals (o): 0 SSG (+): 5
SSP (-): 0 SPG (-): 3



GK 30 of USA

LEGEND

ENG Empty net goal GK Goalkeeper SPG Shots past goal SSG Shots saved by goalkeeper SSP Shots saved by player



Face-off Chart

USA - SWE

PERIOD 1

USA	SWE	USA	SWE	USA	SWE	Total wins all zones	
Def. zone	Att. zone	Neutral zone		Att. zone	Def. zone	USA	SWE
+ 10	- 15	+ 15	- 19	- 19	+ 16	8 / 38%	13 / 62%
+ 9	- 15	+ 15	- 15	- 9	+ 15		
- 10	+ 23	+ 10	- 16	- 9	+ 23		
- 10	+ 19	- 10	+ 16	+ 15	- 15		
- 15	+ 16			- 15	+ 23		
+ 15	- 19			- 10	+ 11		
- 9	+ 15			- 19	+ 19		
+ 9	- 23			- 15	+ 16		
				- 15	+ 16		
Total wins / period	4 / 50%	4 / 50%		3 / 75%	1 / 25%	1 / 11%	8 / 89%

PERIOD 2

USA	SWE	USA	SWE	USA	SWE	Total wins all zones	
Def. zone	Att. zone	Neutral zone		Att. zone	Def. zone	USA	SWE
+ 15	- 16	+ 9	- 19	- 25	+ 15	13 / 57%	10 / 43%
+ 10	- 19	+ 19	- 16	- 12	+ 20		
+ 10	- 15	- 9	+ 19	+ 10	- 23		
+ 19	- 20	- 19	+ 16	+ 15	- 15		
- 9	+ 9	+ 19	- 16	+ 9	- 15		
- 19	+ 19	+ 10	- 23	- 15	+ 20		
- 16	+ 16	+ 15	- 16	+ 10	- 9		
		- 10	+ 23				
		- 9	+ 19				
Total wins / period	4 / 57%	3 / 43%		5 / 56%	4 / 44%	4 / 57%	3 / 43%

PERIOD 3

USA	SWE	USA	SWE	USA	SWE	Total wins all zones	
Def. zone	Att. zone	Neutral zone		Att. zone	Def. zone	USA	SWE
+ 19	- 19	- 10	+ 16	+ 9	- 15	22 / 76%	7 / 24%
+ 15	- 16	- 9	+ 16	+ 10	- 18		
+ 10	- 16	- 15	+ 15	+ 9	- 15		
+ 10	- 16	+ 15	- 16	+ 10	- 19		
+ 10	- 16	+ 15	- 20	+ 15	- 19		
+ 10	- 9	+ 19	- 16	+ 19	- 16		
+ 15	- 19			+ 15	- 15		
+ 19	- 15			+ 26	- 16		
				+ 19	- 15		
				+ 26	- 23		
				- 16	+ 23		
				+ 10	- 20		
				- 10	+ 9		
				- 15	+ 20		
				- 10	+ 15		
Total wins / period	8 / 100%	0 / 0%		3 / 50%	3 / 50%		



TOTAL

Total wins / game	USA	SWE	USA	SWE	USA	SWE	Total wins all zones	
	Def. zone	Att. zone	Neutral zone		Att. zone	Def. zone	USA	SWE
	16 / 70%	7 / 30%	11 / 58%	8 / 42%	16 / 52%	15 / 48%	43 / 59%	30 / 41%



HEAD TO HEAD

	SWE									Tot	wins USA	Dz	Nz	Az
	No.	9	11	15	16	18	19	20	23					
USA	9	0 - 1		4 - 2	0 - 1		1 - 2		1 - 1	13	6 46%	2 50%	1 25%	3 60%
	10	2 - 1	0 - 1	2 - 1	4 - 2	1 - 0	2 - 1	1 - 0	2 - 2	22	14 64%	7 78%	2 40%	5 63%
	12							0 - 1		1	0 0%			0 0%
	15			4 - 1	4 - 3		4 - 0	1 - 2	0 - 1	20	13 65%	4 80%	5 83%	4 44%
	16				0 - 1				0 - 1	2	0 0%	0 0%		0 0%
	19			2 - 0	4 - 2		1 - 2	1 - 0		12	8 67%	3 75%	3 75%	2 50%
	25			0 - 1						1	0 0%			0 0%
	26				1 - 0				1 - 0	2	2 100%			2 100%
Tot	4	1	17	22	1	13	6	9	73	43 59%	16 70%	11 58%	16 52%	
wins SWE	2 50%	1 100%	5 29%	9 41%	0 0%	5 38%	3 50%	5 56%	30 41%					
Dz	1 50%	1 100%	3 30%	3 60%	0 0%	1 33%	3 75%	3 60%	15 48%					
Nz			1 50%	4 40%		2 50%	0 0%	1 50%	8 42%					
Az	1 50%		1 20%	2 29%		2 33%	0 0%	1 50%	7 30%					

LEGEND

Az Attacking zone **Dz** Defending zone **Nz** Neutral zone **Tot** Total face-offs played

Timing and Results provided by **TISSOT**



Game Roster

ESP - KOR

Referee(s)

HORAK Tomas (CZE)

Linesmen

ICHIKAWA Shunsuke (JPN) , van GRINSVEN Chris (BEL)

Goalkeepers

Team: ESP

No	Name	GP	MIP	GA	SVS	SOG	SVS%	GAA
1	ALCAINE Ander	3	179:26	10	142	152	93.42	3.34
25	GARCIA Ignacio	3	00:00	0	0	0	0.00	0.00

Team Roster

Team: ESP (black)

No	Pos	Name	GP	G	A	PTS	PIM	+/-
1	GK	ALCAINE Ander	3	0	0	0	10	
2	D	ALASTRUEY Hector	3	0	1	1	2	-3
3	D	GAINZA Inigo +A	3	0	2	2	4	-1
4	D	VEA Jorge	0	0	0	0	0	0
5	F	BETRAN Adrian	3	1	2	3	4	+1
7	F	BURGOS Jorge	3	0	0	0	4	+1
8	F	PUYUELO Pablo	3	1	0	1	2	-1
9	F	GONZALEZ Gaston	3	0	0	0	2	0
10	D	BRAVO Juan Francisco	3	0	0	0	2	0
11	F	MUNOZ Juan	3	1	2	3	0	+3
12	F	PEDRAZ Alejandro	3	0	2	2	0	-2
13	F	GONZALEZ Pol +C	3	1	1	2	0	0
14	F	CARBONELL Alejandro	3	1	0	1	0	-1
15	F	GARCIA-ARIAS Javier	3	2	1	3	2	+3
16	F	MECO Aitor	3	0	0	0	0	-1
17	F	FERNANDEZ-POLA Angel	3	0	0	0	2	-2
18	F	SOLORIZANO Ignacio	1	0	0	0	2	-2
19	D	UBIETO Adrian	3	2	3	5	2	+2
22	F	FUENTES Patricio +A	3	2	4	6	0	+1
23	F	QUEVEDO Carlos	3	1	3	4	2	+1
24	D	VEA Alex	3	0	0	0	0	-1
25	GK	GARCIA Ignacio	3	0	0	0	0	

Head Coach: TUOMI Timo

Team: KOR

No	Name	GP	MIP	GA	SVS	SOG	SVS%	GAA
1	BAE Jangwoo	3	175:22	24	135	159	84.91	8.21
20	LEE Changmin	3	09:38	5	4	9	44.44	31.14

Team: KOR (white)

No	Pos	Name	GP	G	A	PTS	PIM	+/-
1	GK	BAE Jangwoo	3	0	0	0	0	
2	F	BAN Hansoo	3	0	0	0	2	-6
3	F	LEE Dounggun	3	0	1	1	0	-3
4	F	LEE Sungjin +A	3	2	1	3	0	-4
6	D	LEE Seungwon	3	0	0	0	2	-7
7	D	YANG Sunghun	3	0	0	0	2	-6
8	F	CHO Hyeonkuk	3	0	0	0	0	-2
9	F	BYUNGGEUL Kang	1	0	0	0	0	-1
10	F	YOON Sangwon	3	1	1	2	2	-3
11	F	YU Shinchul	3	0	0	0	2	-8
12	F	HA Jaejun	3	0	0	0	2	-3
13	F	OH Seahn +C	3	1	0	1	2	-8
14	D	LEE Sungjun	3	0	0	0	0	-6
15	D	LEE Jaegyuu	3	0	0	0	0	-1
16	D	KIM Taegyum	3	0	1	1	2	-5
17	D	CHO Seokjun	3	0	0	0	0	-4
18	F	KANG Yoonseok	3	0	0	0	2	-9
19	F	JANG Hojun	3	0	0	0	0	-8
20	GK	LEE Changmin	3	0	0	0	0	
21	F	LIM Jinsoo	3	0	0	0	4	-7
22	D	HWANG Wootae +A	3	0	0	0	2	-1
23	D	HAN Geonhee	3	1	0	1	0	-9

Head Coach: KIM Heewoo

LEGEND

A Assists	D Defence	F Forward	G Goals
GA Goals against	GAA Goals against as average per 60 minutes	GK Goalkeeper	GP Games played
MIP Minutes and seconds played	No Jersey number	PIM Penalties in minutes	Pos Position
PTS Points	SOG Shots on goal	SVS Saves	SVS% Saves in percentage
+/- Plus/minus net	+A Assistant captain	+C Captain	

Timing and Results provided by **TISSOT**



Line-ups

ESP - KOR

Referee(s)

HORAK Tomas (CZE)

Goalkeepers

Team: ESP

No	Name
1	ALCAINE Ander
25	GARCIA Ignacio

Team Line-ups

Team: ESP (black)

No	Pos	Name
3	D	GAINZA Inigo +A
7	F	BURGOS Jorge
8	F	PUYUELO Pablo
9	F	GONZALEZ Gaston
14	F	CARBONELL Alejandro
10	D	BRAVO Juan Francisco
19	D	UBIETO Adrian
5	F	BETRAN Adrian
11	F	MUNOZ Juan
15	F	GARCIA-ARIAS Javier
2	D	ALASTRUEY Hector
24	D	VEA Alex
13	F	GONZALEZ Pol +C
18	F	SOLORZANO Ignacio
22	F	FUENTES Patricio +A
12	F	PEDRAZ Alejandro
16	F	MECO Aitor
17	F	FERNANDEZ-POLA Angel

Head Coach: TUOMI Timo

NOT DRESSED:

4 D VEA Jorge

23 F QUEVEDO Carlos

Linesmen

ICHIKAWA Shunsuke (JPN) , van GRINSVEN Chris (BEL)

Team: KOR

No	Name
1	BAE Jangwon
20	LEE Changmin

Team: KOR (white)

No	Pos	Name
6	D	LEE Seungwon
23	D	HAN Geonhee
11	F	YU Shinchul
13	F	OH Seahn +C
18	F	KANG Yoonseok
16	D	KIM Taegyum
17	D	CHO Seokjun
3	F	LEE Dounggun
4	F	LEE Sungjin +A
10	F	YOON Sangwon
15	D	LEE Jaegyu
22	D	HWANG Wootae +A
2	F	BAN Hansoo
8	F	CHO Hyeonkuk
12	F	HA Jaejun
7	D	YANG Sunghun
14	D	LEE Sungjun
19	F	JANG Hojun
21	F	LIM Jinsoo

Head Coach: KIM Heewoo

NOT DRESSED:

9 F BYUNGGEUL Kang

LEGEND

D Defence

+A Assistant captain

F Forward

+C Captain

No Jersey number

Pos Position



Graphical Line-ups

ESP - KOR

Referee(s)

HORAK Tomas (CZE)

Linesmen

ICHIKAWA Shunsuke (JPN) , van GRINSVEN Chris (BEL)

Team: ESP - Spain (black)

Head Coach: TUOMI Timo

S1 1 ALCAINE Ander		
25 GARCIA Ignacio		
S2 3 GAINZA Inigo +A	S3 7 BURGOS Jorge	
S5 9 GONZALEZ Gaston	S6 14 CARBONELL Alejandro	S4 8 PUYUELO Pablo
19 UBIETO Adrian		10 BRAVO Juan Francisco
11 MUNOZ Juan	5 BETRAN Adrian	15 GARCIA-ARIAS Javier
2 ALASTRUEY Hector		24 VEA Alex
13 GONZALEZ Pol +C	22 FUENTES Patricio +A	18 SOLORZANO Ignacio
16 MECO Aitor	17 FERNANDEZ-POLA Angel	12 PEDRAZ Alejandro

Team: KOR - Republic of Korea (white)

Head Coach: KIM Heewoo

S1 1 BAE Jangwoo		
20 LEE Changmin		
S3 23 HAN Geonhee	S2 6 LEE Seungwon	
S4 11 YU Shinchul	S5 13 OH Seahn +C	S6 18 KANG Yoonseok
17 CHO Seokjun		16 KIM Taegyum
3 LEE Dounggun	10 YOON Sangwon	4 LEE Sungjin +A
22 HWANG Wootae +A		15 LEE Jaegyung
12 HA Jaejun	2 BAN Hansoo	8 CHO Hyeonkuk
14 LEE Sungjun		7 YANG Sunghun
21 LIM Jinsoo		19 JANG Hojun

LEGEND

Sn Starting position

+A Assistant captain

+C Captain

Timing and Results provided by **TISSOT**



Game Summary

ESP - KOR 3 - 4 (1 - 3, 1 - 0, 1 - 1)

Spectators	Referee(s)	Linesmen
2650	HORAK Tomas (CZE)	ICHIKAWA Shunsuke (JPN) , van GRINSVEN Chris (BEL)

Team Statistics

Period	Score	SVS	SOG	PIM	TPP	PPG	SHG
1	1 : 3	11 : 6	7 : 14	0 : 2	02:00 : 00:00	0 : 0	0 : 0
2	1 : 0	10 : 8	9 : 10	4 : 4	03:09 : 03:09	0 : 0	0 : 0
3	1 : 1	11 : 7	8 : 12	2 : 2	02:00 : 02:00	0 : 0	0 : 0
Total	3 : 4	32 : 21	24 : 36	6 : 8	07:09 : 05:09	0 : 0	0 : 0

1st Period

Action	Time	ET/Res	Team	Type	No	Name	(G)	Name of Assistant(s) / Action Description
GK	00:00		ESP		1	ALCAINE A		- Goalkeeper in
GK	00:00		KOR		1	BAE J		- Goalkeeper in
Goal	05:27	0 : 1	KOR	EQ	13	OH S	(2)	18 KANG Y On Ice ESP 1 2 5 11 15 24 6 LEE S KOR 1 6 11 13 18 23
Goal	07:34	0 : 2	KOR	EQ	12	HA J	(1)	22 HWANG W On Ice ESP 1 10 12 16 17 19 6 LEE S KOR 1 2 8 12 15 22
Goal	11:53	1 : 2	ESP	EQ	9	GONZALEZ G	(1)	8 PUYUELO P On Ice ESP 1 7 8 9 10 14 KOR 1 3 4 10 16 17
Goal	13:42	1 : 3	KOR	EQ	23	HAN G	(2)	18 KANG Y On Ice ESP 1 3 5 11 15 19 10 YOON S KOR 1 6 11 13 18 23
Penalty	14:20	16:20	KOR	2 min.	21	LIM J		- Throwing a Stick or any Object
GK	20:00		ESP					1 ALCAINE A - Goalkeeper out

2nd Period

Action	Time	ET/Res	Team	Type	No	Name	(G)	Name of Assistant(s) / Action Description
GK	20:00		ESP		25	GARCIA I		- Goalkeeper in
Goal	21:20	2 : 3	ESP	EQ	9	GONZALEZ G	(2)	14 CARBONELL A On Ice ESP 25 9 13 14 19 22 19 UBIETO A KOR 1 2 8 12 15 22
Penalty	23:38	25:38	KOR	2 min.	21	LIM J		- Charging
Penalty	26:44	28:44	ESP	2 min.	19	UBIETO A		- Slashing
Penalty	34:17	36:17	KOR	2 min.	3	LEE D		- Tripping
Penalty	35:26	37:26	ESP	2 min.	3	GAINZA I		- Holding the Stick

3rd Period

Action	Time	ET/Res	Team	Type	No	Name	(G)	Name of Assistant(s) / Action Description
Penalty	40:35	42:35	KOR	2 min.	18	KANG Y		- Tripping
Penalty	46:30	48:30	ESP	2 min.	7	BURGOS J		- Hooking
Goal	48:31	2 : 4	KOR	EQ	4	LEE S	(3)	3 LEE D On Ice ESP 25 2 7 8 15 24 10 YOON S KOR 1 3 4 10 16 17
Goal	48:44	3 : 4	ESP	EQ	13	GONZALEZ P	(2)	3 GAINZA I On Ice ESP 25 3 13 18 19 22 22 FUENTES P KOR 1 2 8 13 15 22
Time-out	52:08		ESP					
GK	57:52		ESP		1	ALCAINE A		- Goalkeeper in 25 GARCIA I - Goalkeeper out
GK	60:00		ESP					1 ALCAINE A - Goalkeeper out
GK	60:00		KOR					1 BAE J - Goalkeeper out

Goalkeeper Records

Team : ESP - Spain

Team : KOR - Republic of Korea

No	Name	SOG	SVS	MIP
25	GARCIA Ignacio	20	19	37:52
1	ALCAINE Ander	16	13	22:08

No	Name	SOG	SVS	MIP
1	BAE Jangwoo	24	21	60:00
20	LEE Changmin			

Game Statistics

Team : ESP (black)

Timing and Results provided by **TISSOT**



Head Coach : TUOMI Timo

No	Pos	Name	G	A	P	PIM	FO+	FO-	FO+/-	FO%	Shots on Goal					+/-
											1	2	3	OT	TS	
3	D	GAINZA Inigo +A	0	1	1	2	0	0	0	0.00	0	0	0	0	0	0
7	F	BURGOS Jorge	0	0	0	2	0	0	0	0.00	1	0	0	0	1	0
8	F	PUYUELO Pablo	0	1	1	0	1	1	0	50.00	0	0	0	0	0	0
9	F	GONZALEZ Gaston	2	0	2	0	1	0	1	100.00	2	2	0	0	4	+2
14	F	CARBONELL Alejandro	0	1	1	0	10	6	4	62.50	2	0	1	0	3	+2
5	F	BETRAN Adrian	0	0	0	0	8	3	5	72.73	0	1	1	0	2	-2
10	D	BRAVO Juan Francisco	0	0	0	0	0	0	0	0.00	0	1	0	0	1	0
11	F	MUNOZ Juan	0	0	0	0	4	4	0	50.00	0	1	3	0	4	-2
15	F	GARCIA-ARIAS Javier	0	0	0	0	0	0	0	0.00	0	1	0	0	1	-3
19	D	UBIETO Adrian	0	1	1	2	0	0	0	0.00	0	0	0	0	0	0
2	D	ALASTRUEY Hector	0	0	0	0	0	0	0	0.00	0	0	0	0	0	-2
13	F	GONZALEZ Pol +C	1	0	1	0	0	0	0	0.00	0	0	1	0	1	+2
18	F	SOLORZANO Ignacio	0	0	0	0	0	1	-1	0.00	0	0	1	0	1	+1
22	F	FUENTES Patricio +A	0	1	1	0	18	5	13	78.26	0	3	1	0	4	+2
24	D	VEA Alex	0	0	0	0	0	0	0	0.00	0	0	0	0	0	-2
12	F	PEDRAZ Alejandro	0	0	0	0	1	0	1	100.00	0	0	0	0	0	-1
16	F	MECO Aitor	0	0	0	0	0	0	0	0.00	1	0	0	0	1	-1
17	F	FERNANDEZ-POLA Angel	0	0	0	0	2	0	2	100.00	1	0	0	0	1	-1
1	GK	ALCAINE Ander	0	0	0	0	0	0	0	0.00	0	0	0	0	0	0
25	GK	GARCIA Ignacio	0	0	0	0	0	0	0	0.00	0	0	0	0	0	0
Total			3	5	8	6	45	20	25	69.23	7	9	8	0	24	

Team : KOR (white)

Head Coach : KIM Heewoo

No	Pos	Name	G	A	P	PIM	FO+	FO-	FO+/-	FO%	Shots on Goal					+/-
											1	2	3	OT	TS	
6	D	LEE Seungwon	0	2	2	0	0	0	0	0.00	1	2	0	0	3	+2
11	F	YU Shinchul	0	0	0	0	0	2	-2	0.00	0	1	2	0	3	+2
13	F	OH Seahn +C	1	0	1	0	4	14	-10	22.22	1	2	1	0	4	+1
18	F	KANG Yoonseok	0	2	2	2	0	0	0	0.00	0	1	2	0	3	+2
23	D	HAN Geonhee	1	0	1	0	0	0	0	0.00	3	0	0	0	3	+2
3	F	LEE Dounggun	0	1	1	2	0	0	0	0.00	1	0	1	0	2	0
4	F	LEE Sungjin +A	1	0	1	0	6	12	-6	33.33	0	0	1	0	1	0
10	F	YOON Sangwon	0	2	2	0	0	1	-1	0.00	0	0	2	0	2	0
16	D	KIM Taegyum	0	0	0	0	0	0	0	0.00	0	0	1	0	1	0
17	D	CHO Seokjun	0	0	0	0	0	0	0	0.00	0	0	1	0	1	0
2	F	BAN Hansoo	0	0	0	0	8	8	0	50.00	1	0	0	0	1	-1
8	F	CHO Hyeonkuk	0	0	0	0	0	2	-2	0.00	1	0	0	0	1	-1
12	F	HA Jaejun	1	0	1	0	2	5	-3	28.57	2	3	0	0	5	0
15	D	LEE Jaegyung	0	0	0	0	0	0	0	0.00	0	0	0	0	0	-1
22	D	HWANG Wootae +A	0	1	1	0	0	0	0	0.00	2	0	0	0	2	-1
7	D	YANG Sunghun	0	0	0	0	0	0	0	0.00	0	1	1	0	2	0
14	D	LEE Sungjun	0	0	0	0	0	0	0	0.00	1	0	0	0	1	0
19	F	JANG Hojun	0	0	0	0	0	1	-1	0.00	1	0	0	0	1	0
21	F	LIM Jinsoo	0	0	0	4	0	0	0	0.00	0	0	0	0	0	0
1	GK	BAE Jangwoo	0	0	0	0	0	0	0	0.00	0	0	0	0	0	0
20	GK	LEE Changmin	0	0	0	0	0	0	0	0.00	0	0	0	0	0	0
Total			4	8	12	8	20	45	-25	30.77	14	10	12	0	36	

LEGEND

(G) Goals in tournament	+/- Plus/minus net	+A Assistant captain	+C Captain
A Assists	D Defence	EQ Equal strength	ET/Res Penalty end time/Result of game
F Forward	FO- Face-offs lost	FO% Face-offs won as percentage	FO+ Face-offs won
FO+/- Face-offs net	G Goals	GK Goalkeeper	MIP Minutes in play (GK)
No Jersey number	OT Overtime	P Points	PIM Penalties in minutes
Pos Position	PPG Power play goals	SHG Shorthanded goals	SOG Shots on goal
SVS Saves	TPP Time on power play	TS Total shots	

Timing and Results provided by **TISSOT**

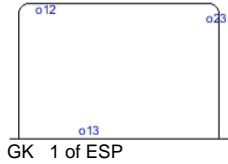


Shot Chart

ESP - KOR

Shots by KOR

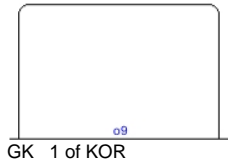
Goals (o): 3 SSG (+): 11
SSP (-): 1 SPG (-): 0



GK 1 of ESP

Shots by ESP


Goals (o): 1 SSG (+): 8
SSP (-): 3 SPG (-): 8



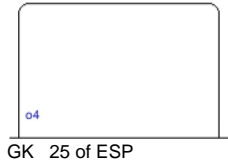
GK 1 of KOR

Shots by KOR

Goals (o): 1 SSG (+): 11
SSP (-): 4 SPG (-): 3



GK 1 of ESP



GK 25 of ESP

LEGEND

GK Goalkeeper **SPG** Shots past goal **SSG** Shots saved by goalkeeper **SSP** Shots saved by player



Face-off Chart

ESP - KOR

PERIOD 1

	ESP		KOR		ESP		KOR		Total wins all zones				
	Def. zone	Att. zone	Neutral zone		Att. zone	Def. zone							
	+ 22	- 8	+ 14	- 13	+ 14	- 13			<table border="1"> <thead> <tr> <th>ESP</th> <th>KOR</th> </tr> </thead> <tbody> <tr> <td>10 / 59%</td> <td>7 / 41%</td> </tr> </tbody> </table>	ESP	KOR	10 / 59%	7 / 41%
ESP	KOR												
10 / 59%	7 / 41%												
	- 8	+ 2	+ 22	- 12	+ 5	- 13							
	- 22	+ 4	- 14	+ 13	+ 5	- 2							
	+ 11	- 11	+ 17	- 2	+ 22	- 2							
			+ 14	- 4	- 18	+ 4							
			- 14	+ 12	- 14	+ 2							
Total wins / period	2 / 50%	2 / 50%	4 / 57%	3 / 43%	4 / 67%	2 / 33%							

PERIOD 2

	ESP		KOR		ESP		KOR		Total wins all zones				
	Def. zone	Att. zone	Neutral zone		Att. zone	Def. zone							
	+ 22	- 8	+ 14	- 13	+ 5	- 4			<table border="1"> <thead> <tr> <th>ESP</th> <th>KOR</th> </tr> </thead> <tbody> <tr> <td>16 / 84%</td> <td>3 / 16%</td> </tr> </tbody> </table>	ESP	KOR	16 / 84%	3 / 16%
ESP	KOR												
16 / 84%	3 / 16%												
	+ 11	- 11	+ 22	- 2	+ 22	- 13							
	+ 22	- 12	+ 5	- 4	- 22	+ 2							
	- 11	+ 4	+ 22	- 2	- 22	+ 2							
	+ 22	- 12	+ 22	- 2	+ 5	- 4							
	+ 22	- 2	+ 14	- 13	+ 5	- 4							
Total wins / period	5 / 83%	1 / 17%	7 / 100%	0 / 0%	4 / 67%	2 / 33%							

PERIOD 3

	ESP		KOR		ESP		KOR		Total wins all zones				
	Def. zone	Att. zone	Neutral zone		Att. zone	Def. zone							
	+ 5	- 12	+ 14	- 13	+ 22	- 4			<table border="1"> <thead> <tr> <th>ESP</th> <th>KOR</th> </tr> </thead> <tbody> <tr> <td>19 / 66%</td> <td>10 / 34%</td> </tr> </tbody> </table>	ESP	KOR	19 / 66%	10 / 34%
ESP	KOR												
19 / 66%	10 / 34%												
	+ 11	- 19	+ 17	- 4	+ 5	- 12							
	- 11	+ 13	- 5	+ 13	+ 12	- 4							
	- 11	+ 4	+ 8	- 4	- 14	+ 2							
	+ 9	- 13	+ 22	- 13	- 22	+ 2							
	- 11	+ 4	- 5	+ 12	+ 22	- 13							
	+ 14	- 4	+ 22	- 2	- 22	+ 2							
	+ 11	- 13	+ 14	- 4	+ 14	- 4							
	+ 22	- 13	- 14	+ 4									
	+ 22	- 10	- 5	+ 13									
	+ 22	- 13											
Total wins / period	8 / 73%	3 / 27%	6 / 60%	4 / 40%	5 / 63%	3 / 37%							

TOTAL

	ESP		KOR		ESP		KOR		Total wins all zones			
	Def. zone	Att. zone	Neutral zone		Att. zone	Def. zone						
Total wins / game	15 / 71%	6 / 29%	17 / 71%	7 / 29%	13 / 65%	7 / 35%	<table border="1"> <thead> <tr> <th>ESP</th> <th>KOR</th> </tr> </thead> <tbody> <tr> <td>45 / 69%</td> <td>20 / 31%</td> </tr> </tbody> </table>		ESP	KOR	45 / 69%	20 / 31%
ESP	KOR											
45 / 69%	20 / 31%											

Timing and Results provided by **TISSOT**




HEAD TO HEAD

	KOR									Tot	wins ESP	Dz	Nz	Az
	No.	2	4	8	10	11	12	13	19					
ESP	5	1 - 0	4 - 0				2 - 1	1 - 2		11	8 73%	1 100%	1 25%	6 100%
	8	0 - 1	1 - 0							2	1 50%	0 0%	1 100%	
	9							1 - 0		1	1 100%	1 100%		
	11		0 - 3			2 - 0		1 - 1	1 - 0	8	4 50%	4 50%		
	12		1 - 0							1	1 100%			1 100%
	14	0 - 3	4 - 1				0 - 1	6 - 1		16	10 63%	1 100%	7 64%	2 50%
	17	1 - 0	1 - 0							2	2 100%		2 100%	
	18		0 - 1							1	0 0%			0 0%
	22	6 - 4	1 - 1	2 - 0	1 - 0		3 - 0	5 - 0		23	18 78%	8 89%	6 100%	4 50%
Tot	16	18	2	1	2	7	18	1	65	45 69%	15 71%	17 71%	13 65%	
wins KOR	8 50%	6 33%	0 0%	0 0%	0 0%	2 29%	4 22%	0 0%	20 31%					
Dz	6 75%	1 14%				0 0%	0 0%		7 35%					
Nz	1 17%	1 17%				2 67%	3 33%		7 29%					
Az	1 50%	4 80%	0 0%	0 0%	0 0%	0 0%	1 20%	0 0%	6 29%					

LEGEND

Az Attacking zone **Dz** Defending zone **Nz** Neutral zone **Tot** Total face-offs played

Timing and Results provided by  TISSOT



Game Roster

SVK - CZE

Referee(s)

ANSONS Andris (LAT)

Goalkeepers

Team: SVK

No	Name	GP	MIP	GA	SVS	SOG	SVS%	GAA
1	HALO Juraj	0	00:00	0	0	0	0.00	0.00
2	ZIAK Jan	0	00:00	0	0	0	0.00	0.00

Team Roster

Team: SVK (blue)

No	Pos	Name	GP	G	A	PTS	PIM	+/-
1	GK	HALO Juraj	0	0	0	0	0	
2	GK	ZIAK Jan	0	0	0	0	0	
6	F	UHNAK Martin	0	0	0	0	0	0
9	D	KOPECKY Peter	0	0	0	0	0	0
10	F	HUS Roman	0	0	0	0	0	0
11	F	KETNER Nicolas	0	0	0	0	0	0
12	D	PALOVIC Patrik	0	0	0	0	0	0
13	D	RUSINA Tomas	0	0	0	0	0	0
14	F	BACA Kristian	0	0	0	0	0	0
15	F	TRENCAN Matus	0	0	0	0	0	0
16	F	ZLOCHA Jan	0	0	0	0	0	0
17	F	PIACKA Edmund	0	0	0	0	0	0
18	D	SUCHARDA Andrej	0	0	0	0	0	0
19	F	GAPA Peter	0	0	0	0	0	0
20	F	MIHALIK Denis	0	0	0	0	0	0
22	F	PARDAVY Jan	0	0	0	0	0	0
23	F	MARUSIAK Marek	0	0	0	0	0	0
25	F	KENTOS Jozef	0	0	0	0	0	0
26	D	SZABO Patrik	0	0	0	0	0	0
27	D	LUNTER Peter	0	0	0	0	0	0
28	F	BUDIAK Matus	0	0	0	0	0	0
29	D	NOCIAR Denis	0	0	0	0	0	0

Head Coach: VYBOH Andrej

Linesmen

HEINONEN Timo (FIN) , NYQVIST Anders (SWE)

Team: CZE

No	Name	GP	MIP	GA	SVS	SOG	SVS%	GAA
1	SLAMA Jiri	0	00:00	0	0	0	0.00	0.00
2	POLIVKA Patrik	0	00:00	0	0	0	0.00	0.00


Team: CZE (white)

No	Pos	Name	GP	G	A	PTS	PIM	+/-
1	GK	SLAMA Jiri	0	0	0	0	0	
2	GK	POLIVKA Patrik	0	0	0	0	0	
3	F	STASTNY Tomas	0	0	0	0	0	0
4	F	MATEJKA Filip	0	0	0	0	0	0
5	F	NOVAK Dominik	0	0	0	0	0	0
7	D	DALECKY Jan	0	0	0	0	0	0
8	F	MULLER Jan	0	0	0	0	0	0
9	F	HUCKO Petr	0	0	0	0	0	0
10	F	ARNOST Daniel	0	0	0	0	0	0
11	D	KOLDA Josef	0	0	0	0	0	0
12	D	SVARICEK Filip	0	0	0	0	0	0
13	F	VANEK Rostislav	0	0	0	0	0	0
14	D	STEINER Dominik	0	0	0	0	0	0
15	D	ZBORIL Mikulas	0	0	0	0	0	0
16	D	VOJACEK Filip	0	0	0	0	0	0
17	D	BRZOBOHATY Michal	0	0	0	0	0	0
18	D	VRANA Lukas	0	0	0	0	0	0
19	F	SKOLOUD Petr	0	0	0	0	0	0
20	D	GUTWALD Michal	0	0	0	0	0	0
21	F	VALASEK Milan	0	0	0	0	0	0
23	D	PESLAR Jakub	0	0	0	0	0	0
24	F	ZACHAR David	0	0	0	0	0	0
25	D	SKVOR Jan	0	0	0	0	0	0

Head Coach: LISKA Jaroslav

LEGEND

A Assists	D Defence	F Forward	G Goals
GA Goals against	GAA Goals against as average per 60 minutes	GK Goalkeeper	GP Games played
MIP Minutes and seconds played	No Jersey number	PIM Penalties in minutes	Pos Position
PTS Points	SOG Shots on goal	SVS Saves	SVS% Saves in percentage
+/- Plus/minus net			

Timing and Results provided by  TISSOT



Line-Ups

SVK - CZE

Referee(s)

ANSONS Andris (LAT)

Linesmen

HEINONEN Timo (FIN) , NYQVIST Anders (SWE)

Goalkeepers

Team: SVK

No Name

2 ZIAK Jan
1 HALO Juraj

Team Line-ups

Team: SVK (blue)

No Pos Name

27	D	LUNTER Peter
6	F	UHNAK Martin
11	F	KETNER Nicolas
17	F	PIACKA Edmund +C
20	F	MIHALIK Denis
9	D	KOPECKY Peter
13	D	RUSINA Tomas +A
26	D	SZABO Patrik
19	F	GAPA Peter
22	F	PARDAVY Jan
12	D	PALOVIC Patrik
29	D	NOCIAR Denis
15	F	TRENCAN Matus
16	F	ZLOCHA Jan +A
23	F	MARUSIAK Marek
18	D	SUCHARDA Andrej
10	F	HUS Roman
14	F	BACA Kristian
25	F	KENTOS Jozef
28	F	BUDIAK Matus

Head Coach: VYBOH Andrej

Team: CZE

No Name

2 POLIVKA Patrik
1 SLAMA Jiri

Team: CZE (white)

No Pos Name

7	D	DALECKY Jan +A
14	D	STEINER Dominik +C
20	D	GUTWALD Michal
3	F	STASTNY Tomas
24	F	ZACHAR David
17	D	BRZOBOHATY Michal
23	D	PESLAR Jakub
25	D	SKVOR Jan
4	F	MATEJKA Filip
21	F	VALASEK Milan
11	D	KOLDA Josef +A
12	D	SVARICEK Filip
18	D	VRANA Lukas
13	F	VANEK Rostislav
19	F	SKOLOUD Petr
15	D	ZBORIL Mikulas
16	D	VOJACEK Filip
5	F	NOVAK Dominik
9	F	HUCKO Petr
10	F	ARNOST Daniel

Head Coach: LISKA Jaroslav

NOT DRESSED:

8 F MULLER Jan

LEGEND

D	Defence	F	Forward	No	Jersey number	Pos	Position
+A	Assistant captain	+C	Captain				



Graphical Line-Ups

SVK - CZE

Referee(s)

ANSONS Andris (LAT)

Linesmen

HEINONEN Timo (FIN) , NYQVIST Anders (SWE)

Team: SVK - Slovakia (blue)

Head Coach: VYBOH Andrej

S1	2 ZIAK Jan				
	1 HALO Juraj				
S2	11 KETNER Nicolas	S3	27 LUNTER Peter		
S5	17 PIACKA Edmund +C	S6	20 MIHALIK Denis	S4	6 UHNAK Martin
	13 RUSINA Tomas +A		9 KOPECKY Peter		
	22 PARDAVY Jan		26 SZABO Patrik		19 GAPA Peter
	29 NOCIAR Denis		12 PALOVIC Patrik		
	16 ZLOCHA Jan +A		23 MARUSIAK Marek		15 TRENCAN Matus
	18 SUCHARDA Andrej		14 BACA Kristian		
	28 BUDIAK Matus		10 HUS Roman		25 KENTOS Jozef

Team: CZE - Czech Republic (white)

Head Coach: LISKA Jaroslav

S1	2 POLIVKA Patrik				
	1 SLAMA Jiri				
S2	14 STEINER Dominik +C	S3	20 GUTWALD Michal		
S4	3 STASTNY Tomas	S5	7 DALECKY Jan +A	S6	24 ZACHAR David
	25 SKVOR Jan		23 PESLAR Jakub		
	17 BRZOBOHATY Michal		4 MATEJKA Filip		21 VALASEK Milan
	11 KOLDA Josef +A		12 SVARICEK Filip		
	13 VANEK Rostislav		18 VRANA Lukas		19 SKOLOUD Petr
	15 ZBORIL Mikulas		16 VOJACEK Filip		
	9 HUCKO Petr		10 ARNOST Daniel		5 NOVAK Dominik

LEGEND

Sn Starting position

+A

Assistant captain

+C

Captain

Timing and Results provided by **TISSOT**



Game Summary

SVK - CZE 3 - 6 (1 - 3 , 0 - 2 , 2 - 1)

Spectators	Referee(s)	Linesmen
150	ANSONS Andris (LAT)	HEINONEN Timo (FIN) , NYQVIST Anders (SWE)

Team Statistics

Period	Score	SVS	SOG	PIM	TPP	PPG	SHG
1	1 : 3	14 : 5	6 : 17	2 : 2	02:00 : 02:00	0 : 0	0 : 0
2	0 : 2	14 : 1	1 : 16	2 : 8	06:00 : 00:21	0 : 0	0 : 0
3	2 : 1	15 : 8	10 : 16	6 : 27	02:11 : 04:00	1 : 0	0 : 0
Total	3 : 6	43 : 14	17 : 49	10 : 37	10:11 : 06:21	1 : 0	0 : 0

1st Period

Action	Time	ET/Res	Team	Type	No	Name	(G)	Name of Assistant(s) / Action Description
GK	00:00		SVK		2	ZIAK J		- Goalkeeper in
GK	00:00		CZE		2	POLIVKA P		- Goalkeeper in
Goal	01:43	0 : 1	CZE	EQ	11	KOLDA J	(1)	On Ice SVK 2 9 13 19 22 25 CZE 2 11 12 13 18 19
Goal	02:52	0 : 2	CZE	EQ	7	DALECKY J	(1)	23 PESLAR J 25 SKVOR J On Ice SVK 2 10 13 18 25 28 CZE 2 3 7 23 24 25
Time-out	02:52		SVK					
Penalty	10:14	12:14	SVK	2 min.	11	KETNER N		- Hooking
Goal	14:13	1 : 2	SVK	EQ	15	TRENCAN M	(1)	23 MARUSIAK M On Ice SVK 15 16 22 23 25 29 CZE 2 13 18 19 23 25
Penalty	14:49	16:49	CZE	2 min.	12	SVARICEK F		- Tripping
Goal	17:16	1 : 3	CZE	EQ	19	SKOLOUD P	(1)	10 ARNOST D 14 STEINER D On Ice SVK 2 15 16 22 23 29 CZE 2 10 13 14 18 19

2nd Period

Action	Time	ET/Res	Team	Type	No	Name	(G)	Name of Assistant(s) / Action Description
Penalty	20:34	22:34	CZE	2 min.	3	STASTNY T		- Tripping
Penalty	26:55	28:55	CZE	2 min.	10	ARNOST D		- Tripping
Penalty	32:53	34:53	SVK	2 min.	27	LUNTER P		- Elbowing
Penalty	33:14	35:14	CZE	2 min.	7	DALECKY J		- High Sticking
Penalty	34:26	36:26	CZE	2 min.	12	SVARICEK F		- Holding an opponent
Goal	38:04	1 : 4	CZE	EQ	3	STASTNY T	(1)	4 MATEJKA F 24 ZACHAR D On Ice SVK 2 6 11 20 22 28 CZE 2 3 4 14 20 24
Goal	38:24	1 : 5	CZE	EQ	7	DALECKY J	(2)	3 STASTNY T 24 ZACHAR D On Ice SVK 2 9 13 19 22 26 CZE 2 3 4 7 14 20

3rd Period

Action	Time	ET/Res	Team	Type	No	Name	(G)	Name of Assistant(s) / Action Description
Goal	41:13	2 : 5	SVK	EQ	19	GAPA P	(1)	22 PARDAVY J On Ice SVK 2 9 13 19 22 25 CZE 2 4 11 17 20 21
Goal	48:30	2 : 6	CZE	EQ	7	DALECKY J	(3)	25 SKVOR J On Ice SVK 2 12 15 16 23 29 CZE 2 3 7 23 24 25
Penalty	49:41	51:41	SVK	2 min.	17	PIACKA E		- Tripping
Penalty	54:21	55:28	CZE	2 min.	24	ZACHAR D		- Boarding
Goal	55:28	3 : 6	SVK	PP1	20	MIHALIK D	(1)	27 LUNTER P 11 KETNER N On Ice SVK 2 6 11 17 20 27 CZE 2 4 14 20 21 *
Penalty	55:54	57:54	SVK	2 min.	19	GAPA P		- Hooking
Penalty	56:56	58:56	SVK	2 min.	15	TRENCAN M		- Hooking
Penalty	56:56	60:00	CZE	25 min.	23	PESLAR J		- Head-Butting / Served by: 13 VANEK R
GK	60:00		SVK					2 ZIAK J - Goalkeeper out
GK	60:00		CZE					2 POLIVKA P - Goalkeeper out



Goalkeeper Records

Team : SVK - Slovakia

Team : CZE - Czech Republic

No	Name	SOG	SVS	MIP
2	ZIAK Jan	49	43	60:00
1	HALO Juraj			

No	Name	SOG	SVS	MIP
2	POLIVKA Patrik	17	14	60:00
1	SLAMA Jiri			

Game Statistics

Team : SVK (blue)

Head Coach : VYBOH Andrej

No	Pos	Name	G	A	P	PIM	FO+	FO-	FO+/-	FO%	Shots on Goal					+/-
											1	2	3	OT	TS	
6	F	UHNAK Martin	0	0	0	0	2	1	1	66.67	1	1	0		2	-1
11	F	KETNER Nicolas	0	1	1	2	0	0	0	0.00	0	0	1		1	-1
17	F	PIACKA Edmund +C	0	0	0	2	0	0	0	0.00	1	0	1		2	0
20	F	MIHALIK Denis	1	0	1	0	8	9	-1	47.06	0	0	1		1	-1
27	D	LUNTER Peter	0	1	1	2	0	0	0	0.00	0	0	0		0	0
9	D	KOPECKY Peter	0	0	0	0	0	0	0	0.00	0	0	1		1	-1
13	D	RUSINA Tomas +A	0	0	0	0	0	0	0	0.00	0	0	0		0	-2
19	F	GAPA Peter	1	0	1	2	1	6	-5	14.29	0	0	3		3	-1
22	F	PARDAVY Jan	0	1	1	0	0	0	0	0.00	0	0	0		0	-2
26	D	SZABO Patrik	0	0	0	0	4	6	-2	40.00	0	0	0		0	-1
12	D	PALOVIC Patrik	0	0	0	0	0	0	0	0.00	0	0	1		1	-1
15	F	TRENCAN Matus	1	0	1	2	0	0	0	0.00	1	0	0		1	-1
16	F	ZLOCHA Jan +A	0	0	0	0	2	2	0	50.00	1	0	1		2	-1
23	F	MARUSIAK Marek	0	1	1	0	8	5	3	61.54	2	0	1		3	-1
29	D	NOCIAR Denis	0	0	0	0	0	0	0	0.00	0	0	0		0	-1
10	F	HUS Roman	0	0	0	0	0	0	0	0.00	0	0	0		0	-1
14	F	BACA Kristian	0	0	0	0	0	0	0	0.00	0	0	0		0	0
18	D	SUCHARDA Andrej	0	0	0	0	0	0	0	0.00	0	0	0		0	-1
25	F	KENTOS Jozef	0	0	0	0	3	14	-11	17.65	0	0	0		0	0
28	F	BUDIAR Matus	0	0	0	0	0	1	-1	0.00	0	0	0		0	-2
1	GK	HALO Juraj	0	0	0	0					0	0	0		0	
2	GK	ZIAK Jan	0	0	0	0					0	0	0		0	
Total			3	4	7	10	28	44	-16	38.89	6	1	10		17	

Team : CZE (white)

Head Coach : LISKA Jaroslav

No	Pos	Name	G	A	P	PIM	FO+	FO-	FO+/-	FO%	Shots on Goal					+/-
											1	2	3	OT	TS	
3	F	STASTNY Tomas	1	1	2	2	1	1	0	50.00	1	2	0		3	+4
7	D	DALECKY Jan +A	3	0	3	2	7	9	-2	43.75	2	1	4		7	+3
14	D	STEINER Dominik +C	0	1	1	0	0	0	0	0.00	1	0	1		2	+3
20	D	GUTWALD Michal	0	0	0	0	0	0	0	0.00	0	0	1		1	+1
24	F	ZACHAR David	0	2	2	2	4	1	3	80.00	1	0	0		1	+3
4	F	MATEJKA Filip	0	1	1	0	11	5	6	68.75	0	2	1		3	+1
17	D	BRZOBOHATY Michal	0	0	0	0	0	0	0	0.00	2	0	0		2	-1
21	F	VALASEK Milan	0	0	0	0	0	0	0	0.00	2	2	1		5	-1
23	D	PESLAR Jakub	0	1	1	25	0	0	0	0.00	0	1	0		1	+1
25	D	SKVOR Jan	0	2	2	0	0	0	0	0.00	0	0	0		0	+1
11	D	KOLDA Josef +A	1	0	1	0	0	0	0	0.00	1	0	1		2	0
12	D	SVARICEK Filip	0	0	0	4	0	0	0	0.00	0	1	0		1	+1
13	F	VANEK Rostislav	0	0	0	0	0	0	0	0.00	2	1	3		6	+1
18	D	VRANA Lukas	0	0	0	0	11	6	5	64.71	1	3	0		4	+1
19	F	SKOLOUD Petr	1	0	1	0	0	0	0	0.00	4	0	1		5	+1
5	F	NOVAK Dominik	0	0	0	0	0	0	0	0.00	0	2	2		4	0
9	F	HUCKO Petr	0	0	0	0	1	2	-1	33.33	0	0	1		1	0
10	F	ARNOST Daniel	0	1	1	2	9	4	5	69.23	0	1	0		1	+1
15	D	ZBORIL Mikulas	0	0	0	0	0	0	0	0.00	0	0	0		0	0
16	D	VOJACEK Filip	0	0	0	0	0	0	0	0.00	0	0	0		0	0
1	GK	SLAMA Jiri	0	0	0	0					0	0	0		0	

Timing and Results provided by 



Head Coach : LISKA Jaroslav

No	Pos	Name	G	A	P	PIM	FO+	FO-	FO+/-	FO%	Shots on Goal					+/-
											1	2	3	OT	TS	
2	GK	POLIVKA Patrik	0	0	0	0					0	0	0		0	
Total			6	9	15	37	44	28	16	61.11	17	16	16		49	


Group A

R	Team	GP	W	OTW	OTL	L	GDF	GF : GA	PTS
1	CZE	1	1	0	0	0	+3	6 : 3	3
2	SVK	1	0	0	0	1	-3	3 : 6	0
-	CHN	0							
-	ESP	0							

	CHN	CZE	ESP	SVK
CHN	*****	SUN 08 FEB 17:00	WED 04 FEB 20:30	FRI 06 FEB 20:30
CZE	SUN 08 FEB 17:00	*****	FRI 06 FEB 17:00	6:3
ESP	WED 04 FEB 20:30	FRI 06 FEB 17:00	*****	SUN 08 FEB 20:30
SVK	FRI 06 FEB 20:30	3:6	SUN 08 FEB 20:30	*****

LEGEND

(G) Goals in tournament	*	+/- Plus/minus net	+A Assistant captain
+C Captain	A Assists	D Defence	EA Extra attacker
EQ Equal strength	ET/Res Penalty end time/Result of game	F Forward	FO- Face-offs lost
FO% Face-offs won as percentage	FO+ Face-offs won	FO+/- Face-offs net	G Goals
GA Goals against	GDF Goal difference	GF Goals for	GK Goalkeeper
GP Games played	L Losses	MIP Minutes in play (GK)	No Jersey number
OT Overtime	OTL Overtime losses	OTW Overtime wins	P Points
PIM Penalties in minutes	Pos Position	PP1 Power play - 1 player	PPG Power play goals
PTS Points	R Rank	SHG Shorthanded goals	SOG Shots on goal
SVS Saves	TPP Time on power play	TS Total shots	W Wins

Timing and Results provided by  TISSOT

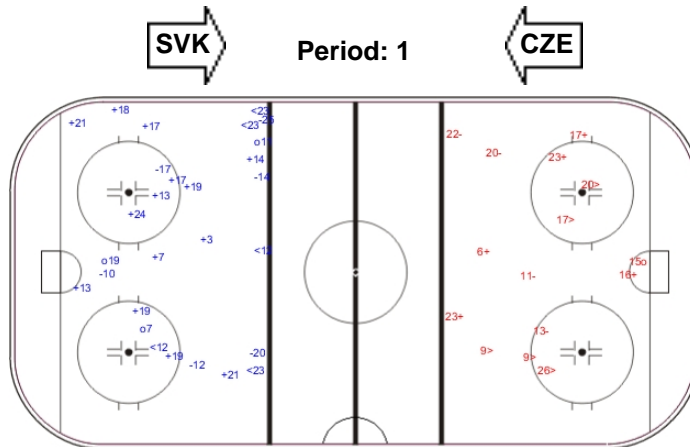


Shot Chart

SVK - CZE


Shots by CZE

Goals (o): 3 SSG (+): 14
SSP (-): 5 SPG (-): 6



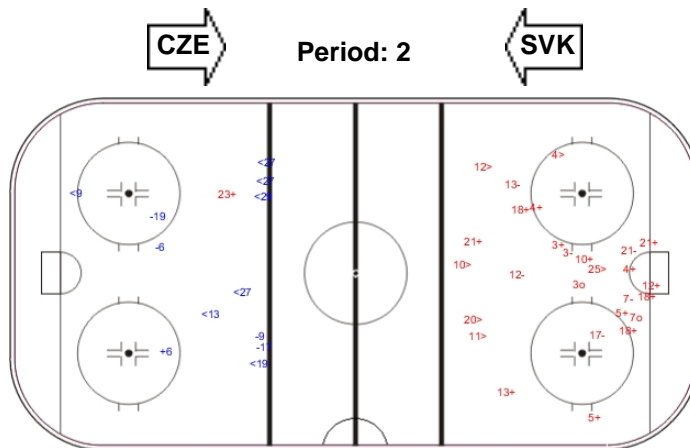
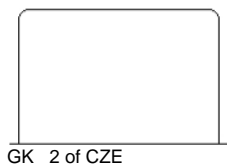
Shots by SVK

Goals (o): 1 SSG (+): 5
SSP (>): 5 SPG (-): 4



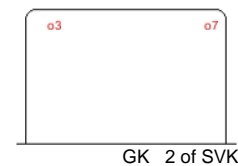
Shots by SVK

Goals (o): 0 SSG (+): 1
SSP (<): 7 SPG (-): 4



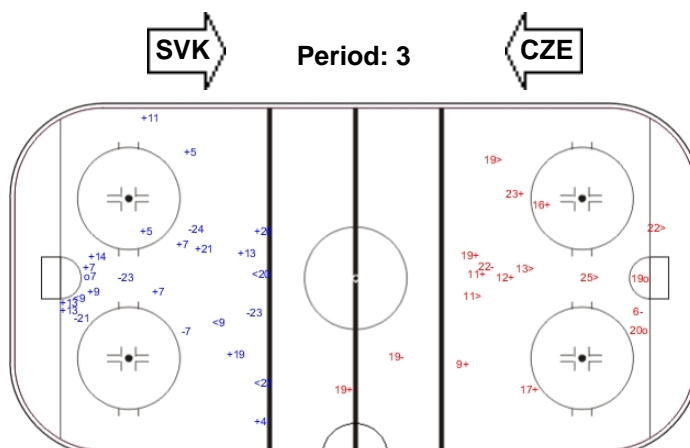
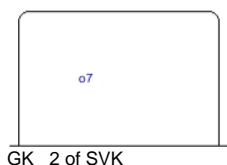
Shots by CZE

Goals (o): 2 SSG (+): 14
SSP (>): 6 SPG (-): 6



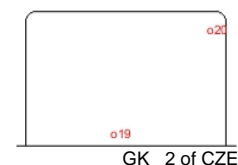
Shots by CZE

Goals (o): 1 SSG (+): 15
SSP (<): 4 SPG (-): 5



Shots by SVK

Goals (o): 2 SSG (+): 8
SSP (>): 5 SPG (-): 3



LEGEND

GK Goalkeeper **SPG** Shots past goal **SSG** Shots saved by goalkeeper **SSP** Shots saved by player

Timing and Results provided by **TISSOT**



Face-off Chart

SVK - CZE

PERIOD 1

	SVK	CZE		SVK	CZE		SVK	CZE		Total wins all zones	
	Def. zone	Att. zone		Neutral zone			Att. zone	Def. zone		SVK	CZE
	- 26	+ 4		- 20	+ 7		- 26	+ 18		Total wins all zones	
	- 19	+ 18		+ 23	- 10		- 20	+ 24			
	- 25	+ 18		- 25	+ 7						
	- 16	+ 10		- 25	+ 7						
	+ 23	- 18		+ 20	- 4						
	+ 20	- 7		- 28	+ 10						
	+ 23	- 4		+ 6	- 7						
	- 25	+ 18		+ 25	- 10						
	- 25	+ 10		+ 26	- 10						
	- 19	+ 4									
	- 16	+ 18									
	- 26	+ 24									
Total wins / period	3 / 25%	9 / 75%		5 / 56%	4 / 44%		0 / 0%	2 / 100%			

PERIOD 2

	SVK	CZE		SVK	CZE		SVK	CZE		Total wins all zones			
	Def. zone	Att. zone		Neutral zone			Att. zone	Def. zone		SVK	CZE		
	+ 23	- 7		+ 20	- 7		- 25	+ 4		Total wins all zones			
	+ 20	- 18		+ 25	- 4		- 25	+ 7					
	+ 20	- 18		+ 26	- 4		- 25	+ 4					
	- 20	+ 9		- 25	+ 7		- 6	+ 18					
	- 23	+ 7		+ 23	- 18								
	- 19	+ 3											
	- 20	+ 10											
	+ 25	- 7											
Total wins / period	4 / 50%	4 / 50%		4 / 80%	1 / 20%		0 / 0%	4 / 100%				8 / 47%	9 / 53%

PERIOD 3

	SVK	CZE		SVK	CZE		SVK	CZE		Total wins all zones			
	Def. zone	Att. zone		Neutral zone			Att. zone	Def. zone		SVK	CZE		
	+ 23	- 9		+ 20	- 7		+ 26	- 10		Total wins all zones			
	- 19	+ 18		+ 23	- 18		- 23	+ 10					
	+ 20	- 3		- 20	+ 4		- 25	+ 18					
	- 26	+ 4		- 25	+ 10		+ 23	- 7					
	- 20	+ 4		+ 26	- 7		- 23	+ 7					
	- 19	+ 18		- 20	+ 4		- 23	+ 10					
	- 20	+ 24		- 26	+ 4		- 25	+ 18					
	- 26	+ 24		- 25	+ 18		- 23	+ 10					
	+ 16	- 9		- 25	+ 10		- 20	+ 4					
	+ 6	- 24					- 19	+ 4					
	+ 20	- 7											
	+ 19	- 4											
	+ 16	- 18											
Total wins / period	7 / 54%	6 / 46%		3 / 33%	6 / 67%		2 / 20%	8 / 80%				12 / 38%	20 / 62%



TOTAL

Total wins / game	SVK	CZE	SVK	CZE	SVK	CZE	Total wins all zones	
	Def. zone	Att. zone	Neutral zone		Att. zone	Def. zone	SVK	CZE
	14 / 42%	19 / 58%	12 / 52%	11 / 48%	2 / 13%	14 / 87%	28 / 39%	44 / 61%



HEAD TO HEAD

	CZE							Tot	wins SVK	Dz	Nz	Az	
	No.	3	4	7	9	10	18						24
SVK	6			1 - 0			0 - 1	1 - 0	3	2 67%	1 100%	1 100%	0 0%
	16				1 - 0	0 - 1	1 - 1		4	2 50%	2 50%		
	19	0 - 1	1 - 2				0 - 3		7	1 14%	1 17%		0 0%
	20	1 - 0	1 - 4	4 - 1	0 - 1	0 - 1	2 - 0	0 - 2	17	8 47%	5 56%	3 50%	0 0%
	23		1 - 0	2 - 2	1 - 0	1 - 3	3 - 0		13	8 62%	4 80%	3 100%	1 20%
	25		1 - 2	1 - 4		1 - 3	0 - 5		17	3 18%	1 25%	2 25%	0 0%
	26		1 - 3	1 - 0		2 - 0	0 - 1	0 - 2	10	4 40%	0 0%	3 75%	1 50%
	28					0 - 1			1	0 0%		0 0%	
Tot	2	16	16	3	13	17	5	72	28 39%	14 42%	12 52%	2 13%	
wins CZE	1 50%	11 69%	7 44%	1 33%	9 69%	11 65%	4 80%	44 61%					
Dz		4 100%	2 67%		3 75%	4 100%	1 100%	14 87%					
Nz		3 50%	4 50%		3 50%	1 33%		11 48%					
Az	1 50%	4 67%	1 20%	1 33%	3 100%	6 60%	3 75%	19 58%					

LEGEND

Az Attacking zone **Dz** Defending zone **Nz** Neutral zone **Tot** Total face-offs played

Timing and Results provided by **TISSOT**



Game Roster

CHN - ESP

Referee(s)

TZIRTZIGANIS Tim (BEL)

Linesmen

AMBROSETTI Flavio (SUI) , KACEJ Lukas (SVK)

Goalkeepers

Team: CHN

No	Name	GP	MIP	GA	SVS	SOG	SVS%	GAA
1	WU Jiankun	0	00:00	0	0	0	0.00	0.00
22	SUN Zehao	0	00:00	0	0	0	0.00	0.00

Team Roster

Team: CHN (white)

No	Pos	Name	GP	G	A	PTS	PIM	+/-
1	GK	WU Jiankun	0	0	0	0	0	
2	D	LI Ning	0	0	0	0	0	0
3	F	FAN Yi	0	0	0	0	0	0
4	F	YU Xiaolong	0	0	0	0	0	0
5	D	GUAN Tianyi	0	0	0	0	0	0
6	F	HUANG Peng	0	0	0	0	0	0
7	F	ZHANG Zesen	0	0	0	0	0	0
8	F	ZUO Tianyou	0	0	0	0	0	0
9	F	LU Hengnan	0	0	0	0	0	0
10	D	ZHANG Jiaqi	0	0	0	0	0	0
11	F	YU Mingrunze	0	0	0	0	0	0
12	D	ZHANG Zhen	0	0	0	0	0	0
13	F	YUE Xinhao	0	0	0	0	0	0
14	D	ZHANG Zheming	0	0	0	0	0	0
15	F	WU Hao	0	0	0	0	0	0
16	D	QIAN Jinglin	0	0	0	0	0	0
17	D	WU Jiasiteng	0	0	0	0	0	0
18	F	MA Tianyue	0	0	0	0	0	0
19	F	YANG Zhenyu	0	0	0	0	0	0
20	F	BAO Jiachang	0	0	0	0	0	0
21	F	NAN Jiangming	0	0	0	0	0	0
22	GK	SUN Zehao	0	0	0	0	0	

Head Coach: GORBENKO Oleg

Team: ESP

No	Name	GP	MIP	GA	SVS	SOG	SVS%	GAA
1	ALCAINE Ander	0	00:00	0	0	0	0.00	0.00
25	GARCIA Ignacio	0	00:00	0	0	0	0.00	0.00

Team: ESP (black)

No	Pos	Name	GP	G	A	PTS	PIM	+/-
1	GK	ALCAINE Ander	0	0	0	0	0	
2	D	ALASTRUEY Hector	0	0	0	0	0	0
3	D	GAINZA Inigo	0	0	0	0	0	0
4	D	VEA Jorge	0	0	0	0	0	0
5	F	BETRAN Adrian	0	0	0	0	0	0
7	F	BURGOS Jorge	0	0	0	0	0	0
8	F	PUYUELO Pablo	0	0	0	0	0	0
9	F	GONZALEZ Gaston	0	0	0	0	0	0
10	D	BRAVO Juan Francisco	0	0	0	0	0	0
11	F	MUNOZ Juan	0	0	0	0	0	0
12	F	PEDRAZ Alejandro	0	0	0	0	0	0
13	F	GONZALEZ Pol	0	0	0	0	0	0
14	F	CARBONELL Alejandro	0	0	0	0	0	0
15	F	GARCIA-ARIAS Javier	0	0	0	0	0	0
16	F	MECO Aitor	0	0	0	0	0	0
17	F	FERNANDEZ-POLA Angel	0	0	0	0	0	0
19	D	UBIETO Adrian	0	0	0	0	0	0
22	F	FUENTES Patricio	0	0	0	0	0	0
23	F	QUEVEDO Carlos	0	0	0	0	0	0
24	D	VEA Alex	0	0	0	0	0	0
25	GK	GARCIA Ignacio	0	0	0	0	0	

Head Coach: TUOMI Timo

LEGEND

A Assists	D Defence	F Forward	G Goals
GA Goals against	GAA Goals against as average per 60 minutes	GK Goalkeeper	GP Games played
MIP Minutes and seconds played	No Jersey number	PIM Penalties in minutes	Pos Position
PTS Points	SOG Shots on goal	SVS Saves	SVS% Saves in percentage
+/- Plus/minus net			

Timing and Results provided by **TISSOT**



Line-Ups

CHN - ESP

Referee(s)

TZIRTZIGANIS Tim (BEL)

Linesmen

AMBROSETTI Flavio (SUI) , KACEJ Lukas (SVK)

Goalkeepers

Team: CHN

No	Name
22	SUN Zehao
1	WU Jiankun

Team Line-ups

Team: CHN (white)

No	Pos	Name
12	D	ZHANG Zhen
17	D	WU Jiasiteng
7	F	ZHANG Zesen
9	F	LU Hengnan +A
15	F	WU Hao
10	D	ZHANG Jiaqi
16	D	QIAN Jinglin
6	F	HUANG Peng +C
11	F	YU Mingrunze +A
13	F	YUE Xinhao
2	D	LI Ning
5	D	GUAN Tianyi
18	F	MA Tianyue
19	F	YANG Zhenyu
20	F	BAO Jiachang
14	D	ZHANG Zheming
21	F	NAN Jiangming

Head Coach: GORBENKO Oleg

NOT DRESSED:

3 F FAN Yi

4 F YU Xiaolong

8 F ZUO Tianyou

Team: ESP

No	Name
1	ALCAINE Ander
25	GARCIA Ignacio

Team: ESP (black)

No	Pos	Name
3	D	GAINZA Inigo +A
19	D	UBIETO Adrian
13	F	GONZALEZ Pol +C
22	F	FUENTES Patricio +A
23	F	QUEVEDO Carlos
2	D	ALASTRUEY Hector
24	D	VEA Alex
5	F	BETRAN Adrian
11	F	MUNOZ Juan
15	F	GARCIA-ARIAS Javier
10	D	BRAVO Juan Francisco
7	F	BURGOS Jorge
8	F	PUYUELO Pablo
9	F	GONZALEZ Gaston
14	F	CARBONELL Alejandro
12	F	PEDRAZ Alejandro
16	F	MECO Aitor
17	F	FERNANDEZ-POLA Angel

Head Coach: TUOMI Timo

NOT DRESSED:

4 D VEA Jorge

LEGEND

D Defence
+A Assistant captain

F Forward
+C Captain

No Jersey number

Pos Position

Timing and Results provided by **TISSOT**



Graphical Line-Ups

CHN - ESP

Referee(s)

TZIRTZIGANIS Tim (BEL)

Linesmen

AMBROSETTI Flavio (SUI) , KACEJ Lukas (SVK)

Team: CHN - China P.R. (white)

Head Coach: GORBENKO Oleg

S1 22 SUN Zehao		
1 WU Jiankun		
S3 17 WU Jiasiteng	S2 12 ZHANG Zhen	
S4 7 ZHANG Zesen	S5 9 LU Hengnan +A	S6 15 WU Hao
10 ZHANG Jiaqi		16 QIAN Jinglin
13 YUE Xinhao	6 HUANG Peng +C	11 YU Mingrunze +A
2 LI Ning		5 GUAN Tianyi
18 MA Tianyue	19 YANG Zhenyu	20 BAO Jiachang
14 ZHANG Zheming		21 NAN Jiangming

Team: ESP - Spain (black)

Head Coach: TUOMI Timo

S1 1 ALCAINE Ander		
25 GARCIA Ignacio		
S3 19 UBIETO Adrian	S2 3 GAINZA Inigo +A	
S4 13 GONZALEZ Pol +C	S5 22 FUENTES Patricio +A	S6 23 QUEVEDO Carlos
2 ALASTRUEY Hector		24 VEA Alex
11 MUNOZ Juan	5 BETRAN Adrian	15 GARCIA-ARIAS Javier
10 BRAVO Juan Francisco		7 BURGOS Jorge
9 GONZALEZ Gaston	14 CARBONELL Alejandro	8 PUYUELO Pablo
16 MECO Aitor	17 FERNANDEZ-POLA Angel	12 PEDRAZ Alejandro

LEGEND

Sn Starting position

+A Assistant captain

+C Captain

Timing and Results provided by **TISSOT**



Game Summary

CHN - ESP 0 - 8 (0 - 1, 0 - 2, 0 - 5)

Spectators	Referee(s)	Linesmen
1100	TZIRTZIGANIS Tim (BEL)	AMBROSETTI Flavio (SUI) , KACEJ Lukas (SVK)

Team Statistics

Period	Score	SVS	SOG	PIM	TPP	PPG	SHG
1	0 : 1	25 : 8	8 : 26	2 : 4	03:43 : 01:43	0 : 0	0 : 0
2	0 : 2	28 : 6	6 : 30	8 : 2	00:18 : 05:04	0 : 0	0 : 0
3	0 : 5	18 : 8	8 : 23	6 : 6	05:04 : 05:37	0 : 2	0 : 0
Total	0 : 8	71 : 22	22 : 79	16 : 12	09:05 : 12:24	0 : 2	0 : 0

1st Period

Action	Time	ET/Res	Team	Type	No	Name	(G)	Name of Assistant(s) / Action Description
GK	00:00		CHN		22	SUN Z		- Goalkeeper in
GK	00:00		ESP		1	ALCAINE A		- Goalkeeper in
Penalty	06:44	08:44	ESP	2 min.	15	GARCIA-ARIAS J		- Interference
Penalty	08:27	10:27	CHN	2 min.	-	Team penalty		- Too Many Men / Served by: 21 NAN J
Penalty	10:40	12:40	ESP	2 min.	5	BETRAN A		- Slashing
Goal	19:37	0 : 1	ESP	EQ	15	GARCIA-ARIAS J	(1)	11 MUNOZ J On Ice CHN 22 5 12 18 19 20 2 ALASTRUEY H ESP 25 1 2 5 11 15

2nd Period

Action	Time	ET/Res	Team	Type	No	Name	(G)	Name of Assistant(s) / Action Description
Penalty	20:56	22:56	CHN	2 min.	10	ZHANG J		- Tripping
Goal	24:08	0 : 2	ESP	EQ	8	PUYUELO P	(1)	19 UBIETO A On Ice CHN 22 6 10 11 13 16 3 GAINZA I ESP 1 3 8 9 10 19
Penalty	32:36	34:36	ESP	2 min.	8	PUYUELO P		- Slashing
Penalty	32:54	34:54	CHN	2 min.	2	LI N		- Kneeing
Goal	34:32	0 : 3	ESP	EQ	19	UBIETO A	(1)	22 FUENTES P On Ice CHN 22 7 9 16 17 23 QUEVEDO C ESP 1 7 19 22 23
Penalty	36:00	38:00	CHN	2 min.	9	LU H		- Interference
Penalty	39:14	40:53	CHN	2 min.	10	ZHANG J		- Holding an opponent

3rd Period

Action	Time	ET/Res	Team	Type	No	Name	(G)	Name of Assistant(s) / Action Description
Goal	40:53	0 : 4	ESP	PP1	13	GONZALEZ P	(1)	22 FUENTES P On Ice CHN 22 2 11 12 15 19 UBIETO A ESP 1 11 13 19 22 23 *
Goal	43:57	0 : 5	ESP	EQ	22	FUENTES P	(1)	23 QUEVEDO C On Ice CHN 22 7 9 12 17 18 13 GONZALEZ P ESP 1 2 13 22 23 24
Penalty	44:30	46:30	CHN	2 min.	10	ZHANG J		- Interference
Goal	47:42	0 : 6	ESP	EQ	11	MUNOZ J	(1)	5 BETRAN A On Ice CHN 22 6 10 11 15 16 ESP 1 2 5 11 15 24
GK	47:42		CHN		1	WU J		- Goalkeeper in
Penalty	48:34	50:34	ESP	2 min.	19	UBIETO A		- Interference
Penalty	51:07	51:51	CHN	2 min.	12	ZHANG Z		- Cross-Checking
Goal	51:51	0 : 7	ESP	PP1	19	UBIETO A	(2)	23 QUEVEDO C On Ice CHN 1 10 11 15 16 22 FUENTES P ESP 1 11 16 19 22 23 *
Penalty	53:15	55:15	ESP	2 min.	3	GAINZA I		- Elbowing
Goal	55:52	0 : 8	ESP	EQ	5	BETRAN A	(1)	19 UBIETO A On Ice CHN 1 7 9 10 16 18 ESP 1 3 5 11 15 19
Penalty	56:35	58:35	CHN	2 min.	16	QIAN J		- Boarding
Penalty	58:56	60:00	ESP	2 min.	9	GONZALEZ G		- Slashing
GK	60:00		CHN					1 WU J - Goalkeeper out
GK	60:00		ESP					1 ALCAINE A - Goalkeeper out



Goalkeeper Records

Team : CHN - China P.R.

Team : ESP - Spain

No	Name	SOG	SVS	MIP
22	SUN Zehao	68	62	47:42
1	WU Jiankun	11	9	12:18

No	Name	SOG	SVS	MIP
1	ALCAINE Ander	22	22	60:00
25	GARCIA Ignacio			

Game Statistics

Team : CHN (white)

Head Coach : GORBENKO Oleg

No	Pos	Name	G	A	P	PIM	FO+	FO-	FO+/-	FO%	Shots on Goal					+/-
											1	2	3	OT	TS	
7	F	ZHANG Zesen	0	0	0	0	2	2	0	50.00	1	0	1		2	-3
9	F	LU Hengnan +A	0	0	0	2	18	15	3	54.55	1	1	0		2	-3
12	D	ZHANG Zhen	0	0	0	2	0	0	0	0.00	0	2	0		2	-2
15	F	WU Hao	0	0	0	0	0	0	0	0.00	1	0	0		1	-1
17	D	WU Jiasiteng	0	0	0	0	0	0	0	0.00	1	0	2		3	-2
6	F	HUANG Peng +C	0	0	0	0	10	8	2	55.56	1	1	0		2	-2
10	D	ZHANG Jiaqi	0	0	0	6	0	1	-1	0.00	0	0	0		0	-3
11	F	YU Mingrunze +A	0	0	0	0	1	6	-5	14.29	0	0	4		4	-2
13	F	YUE Xinhao	0	0	0	0	0	0	0	0.00	0	0	0		0	-1
16	D	QIAN Jinglin	0	0	0	2	0	0	0	0.00	0	0	0		0	-4
2	D	LI Ning	0	0	0	2	0	0	0	0.00	0	0	0		0	0
5	D	GUAN Tianyi	0	0	0	0	0	0	0	0.00	2	0	0		2	-1
18	F	MA Tianyue	0	0	0	0	0	0	0	0.00	0	0	0		0	-3
19	F	YANG Zhenyu	0	0	0	0	6	11	-5	35.29	1	1	0		2	-1
20	F	BAO Jiachang	0	0	0	0	1	2	-1	33.33	0	1	0		1	-1
14	D	ZHANG Zheming	0	0	0	0	0	0	0	0.00	0	0	0		0	0
21	F	NAN Jiangming	0	0	0	0	0	0	0	0.00	0	0	1		1	0
1	GK	WU Jiankun	0	0	0	0					0	0	0		0	
22	GK	SUN Zehao	0	0	0	0					0	0	0		0	
Total			0	0	0	14	38	45	-7	45.78	8	6	8		22	

Team : ESP (black)

Head Coach : TUOMI Timo

No	Pos	Name	G	A	P	PIM	FO+	FO-	FO+/-	FO%	Shots on Goal					+/-
											1	2	3	OT	TS	
3	D	GAINZA Inigo +A	0	1	1	2	0	0	0	0.00	3	1	0		4	+2
13	F	GONZALEZ Pol +C	1	1	2	0	0	0	0	0.00	2	3	5		10	+1
19	D	UBIETO Adrian	2	3	5	2	0	0	0	0.00	1	3	3		7	+3
22	F	FUENTES Patricio +A	1	3	4	0	7	6	1	53.85	2	1	3		6	+2
23	F	QUEVEDO Carlos	0	3	3	0	5	6	-1	45.45	3	2	1		6	+2
2	D	ALASTRUEY Hector	0	1	1	0	0	0	0	0.00	0	1	0		1	+3
5	F	BETRAN Adrian	1	1	2	2	18	6	12	75.00	1	1	2		4	+3
11	F	MUNOZ Juan	1	1	2	0	2	1	1	66.67	3	4	1		8	+3
15	F	GARCIA-ARIAS Javier	1	0	1	2	2	1	1	66.67	5	3	3		11	+3
24	D	VEA Alex	0	0	0	0	0	0	0	0.00	0	2	1		3	+2
7	F	BURGOS Jorge	0	0	0	0	0	0	0	0.00	0	2	2		4	+1
8	F	PUYUELO Pablo	1	0	1	2	1	3	-2	25.00	1	1	0		2	+1
9	F	GONZALEZ Gaston	0	0	0	2	0	0	0	0.00	1	0	0		1	+1
10	D	BRAVO Juan Francisco	0	0	0	0	0	0	0	0.00	1	0	1		2	+1
14	F	CARBONELL Alejandro	0	0	0	0	5	11	-6	31.25	0	2	1		3	0
12	F	PEDRAZ Alejandro	0	0	0	0	0	0	0	0.00	3	4	0		7	0
16	F	MECO Aitor	0	0	0	0	0	0	0	0.00	0	0	0		0	0
17	F	FERNANDEZ-POLA Angel	0	0	0	0	5	4	1	55.56	0	0	0		0	0
1	GK	ALCAINE Ander	0	0	0	0					0	0	0		0	
25	GK	GARCIA Ignacio	0	0	0	0					0	0	0		0	
Total			8	14	22	12	45	38	7	54.22	26	30	23		79	



Preliminary round - Group A, Game 5


Group A

R	Team	GP	W	OTW	OTL	L	GDF	GF:GA	PTS
1	ESP	1	1	0	0	0	+8	8 : 0	3
2	CZE	1	1	0	0	0	+3	6 : 3	3
3	SVK	1	0	0	0	1	-3	3 : 6	0
4	CHN	1	0	0	0	1	-8	0 : 8	0

	CHN	CZE	ESP	SVK
CHN	*****	SUN 08 FEB 17:00	0:8	FRI 06 FEB 20:30
CZE	SUN 08 FEB 17:00	*****	FRI 06 FEB 17:00	6:3
ESP	8:0	FRI 06 FEB 17:00	*****	SUN 08 FEB 20:30
SVK	FRI 06 FEB 20:30	3:6	SUN 08 FEB 20:30	*****

LEGEND

(G) Goals in tournament	* does not count for Plus/minus	+/- Plus/minus net	+A Assistant captain
+C Captain	A Assists	D Defence	EQ Equal strength
ET/Res Penalty end time/Result of game	F Forward	FO- Face-offs lost	FO% Face-offs won as percentage
FO+ Face-offs won	FO+/- Face-offs net	G Goals	GA Goals against
GDF Goal difference	GF Goals for	GK Goalkeeper	GP Games played
L Losses	MIP Minutes in play (GK)	No Jersey number	OT Overtime
OTL Overtime losses	OTW Overtime wins	P Points	PIM Penalties in minutes
Pos Position	PP1 Power play - 1 player	PPG Power play goals	PTS Points
R Rank	SHG Shorthanded goals	SOG Shots on goal	SVS Saves
TPP Time on power play	TS Total shots	W Wins	

Timing and Results provided by  TISSOT




Shot Chart

CHN - ESP

Shots by ESP


Goals (o): 1 SSG (+): 25
SSP (-): 10 SPG (-): 2



GK 22 of CHN

Shots by CHN

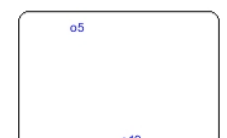
Goals (o): 0 SSG (+): 6
SSP (-): 3 SPG (-): 2



GK 1 of ESP

Shots by ESP

Goals (o): 5 SSG (+): 18
SSP (-): 3 SPG (-): 3



GK 1 of CHN



GK 22 of CHN

LEGEND

GK Goalkeeper **SPG** Shots past goal **SSG** Shots saved by goalkeeper **SSP** Shots saved by player

Shots by CHN


Goals (o): 0 SSG (+): 8
SSP (-): 4 SPG (-): 0



GK 1 of ESP

Shots by ESP

Goals (o): 2 SSG (+): 28
SSP (-): 4 SPG (-): 5



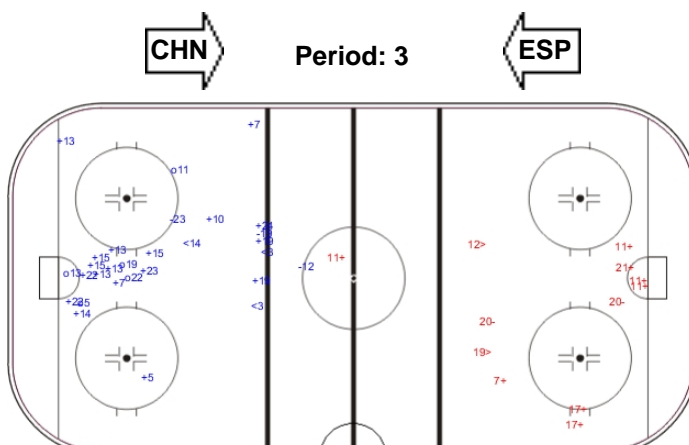
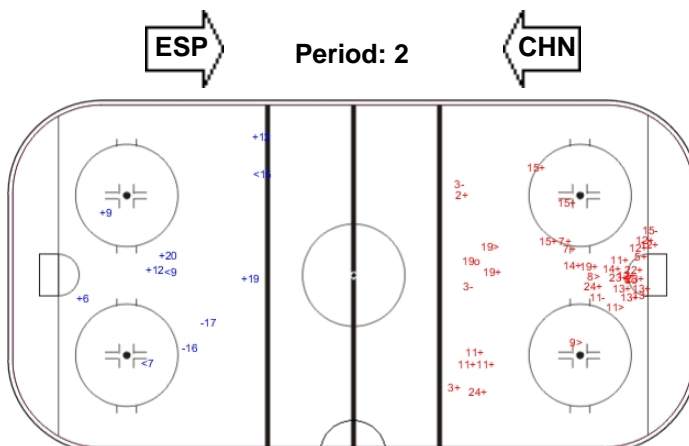
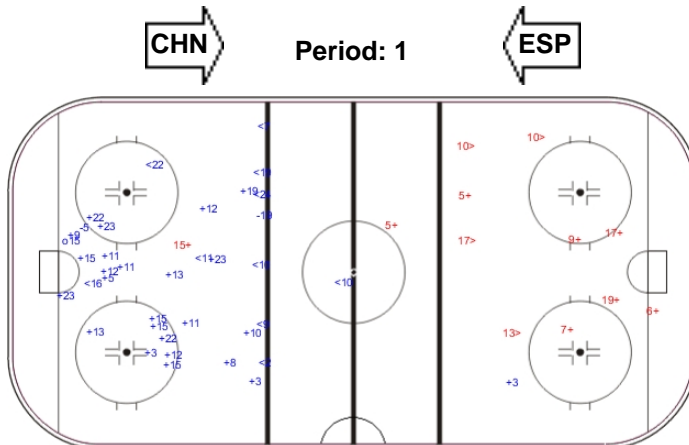
GK 22 of CHN

Shots by CHN

Goals (o): 0 SSG (+): 8
SSP (-): 2 SPG (-): 2



GK 1 of ESP





Face-off Chart

CHN - ESP

PERIOD 1

CHN	ESP	CHN	ESP	CHN	ESP	Total wins all zones	
						CHN	ESP
Def. zone	Att. zone	Neutral zone		Att. zone	Def. zone	CHN	ESP
+ 9	- 22	+ 9	- 22	+ 19	- 14	12 / 52%	11 / 48%
- 19	+ 5	+ 6	- 17	- 9	+ 17		
- 19	+ 22	- 11	+ 14	+ 9	- 11		
+ 9	- 5	- 9	+ 5	+ 6	- 14		
- 20	+ 22	+ 9	- 14	+ 6	- 8		
+ 20	- 15	+ 9	- 14	- 9	+ 14		
- 6	+ 5			+ 6	- 23		
- 9	+ 5						
- 6	+ 5						
- 20	+ 5						
Total wins / period	3 / 30%	7 / 70%	4 / 67%	2 / 33%	5 / 71%	2 / 29%	

PERIOD 2

CHN	ESP	CHN	ESP	CHN	ESP	Total wins all zones	
						CHN	ESP
Def. zone	Att. zone	Neutral zone		Att. zone	Def. zone	CHN	ESP
+ 6	- 14	- 9	+ 22	- 9	+ 15	13 / 45%	16 / 55%
+ 9	- 5	- 19	+ 17	- 19	+ 11		
- 19	+ 22	+ 6	- 14	- 19	+ 11		
- 9	+ 5	+ 19	- 22				
- 9	+ 5	+ 9	- 17				
+ 9	- 14	- 6	+ 5				
+ 9	- 22	- 19	+ 22				
- 9	+ 14	+ 11	- 23				
- 9	+ 23						
+ 9	- 5						
+ 7	- 23						
- 11	+ 23						
- 10	+ 23						
- 19	+ 5						
- 6	+ 17						
+ 7	- 23						
+ 9	- 23						
+ 9	- 23						
Total wins / period	9 / 50%	9 / 50%	4 / 50%	4 / 50%	0 / 0%	3 / 100%	

PERIOD 3

CHN	ESP	CHN	ESP	CHN	ESP	Total wins all zones	
						CHN	ESP
Def. zone	Att. zone	Neutral zone		Att. zone	Def. zone	CHN	ESP
+ 19	- 14	- 11	+ 22	- 9	+ 15	13 / 42%	18 / 58%
- 9	+ 22	- 9	+ 5	+ 6	- 17		
+ 6	- 14	- 19	+ 5	- 6	+ 17		
- 11	+ 5	- 19	+ 5	+ 6	- 14		
+ 9	- 22	+ 19	- 22	+ 6	- 17		
- 9	+ 17	- 19	+ 5				
- 11	+ 5	+ 19	- 5				
Total wins / period							



Preliminary round - Group A, Game 5

	+ 9	- 14	- 6	+ 14		
	- 6	+ 8	- 7	+ 5		
	+ 9	- 8	+ 9	- 5		
	- 11	+ 23				
	- 9	+ 14				
	+ 19	- 8				
	+ 9	- 5				
	- 7	+ 23				
	- 6	+ 5				
	7 / 44%	9 / 56%	3 / 30%	7 / 70%	3 / 60%	2 / 40%

TOTAL

	CHN	ESP	CHN	ESP	CHN	ESP	Total wins all zones	
	Def. zone	Att. zone	Neutral zone		Att. zone	Def. zone	CHN	ESP
Total wins / game	19 / 43%	25 / 57%	11 / 46%	13 / 54%	8 / 53%	7 / 47%	38 / 46%	45 / 54%




HEAD TO HEAD

		ESP								Tot	wins CHN	Dz	Nz	Az
No.		5	8	11	14	15	17	22	23					
CHN	6	0 - 4	1 - 1		5 - 1		3 - 2		1 - 0	18	10 56%	2 29%	2 50%	6 86%
	7	0 - 1							2 - 1	4	2 50%	2 67%	0 0%	
	9	5 - 5	1 - 0	1 - 0	4 - 3	0 - 2	1 - 2	4 - 2	2 - 1	33	18 55%	12 60%	5 63%	1 20%
	10								0 - 1	1	0 0%	0 0%		
	11	0 - 2			0 - 1				0 - 1	7	1 14%	0 0%	1 33%	
	19	1 - 5	1 - 0	0 - 2	2 - 0		0 - 1	2 - 3		17	6 35%	2 33%	3 38%	1 33%
	20	0 - 1				1 - 0			0 - 1	3	1 33%	1 33%		
Tot		24	4	3	16	3	9	13	11	83	38 46%	19 43%	11 46%	8 53%
wins ESP		18 75%	1 25%	2 67%	5 31%	2 67%	5 56%	7 54%	5 45%	45	54%			
Dz			0 0%	2 67%	1 25%	2 100%	2 50%		0 0%	7	47%			
Nz		7 78%			2 40%		1 33%	3 50%	0 0%	13	54%			
Az		11 73%	1 33%		2 29%	0 0%	2 100%	4 57%	5 56%	25	57%			

LEGEND

Az Attacking zone **Dz** Defending zone **Nz** Neutral zone **Tot** Total face-offs played

Timing and Results provided by 



Game Roster

ESP - CZE

Referee(s)

CAMPBELL Michael (CAN)

Goalkeepers

Team: ESP

No	Name	GP	MIP	GA	SVS	SOG	SVS%	GAA
1	ALCAINE Ander	1	60:00	0	22	22	100.00	0.00
25	GARCIA Ignacio	1	00:00	0	0	0	0.00	0.00

Team Roster

Team: ESP (black)

No	Pos	Name	GP	G	A	PTS	PIM	+/-
1	GK	ALCAINE Ander	1	0	0	0	0	
2	D	ALASTRUEY Hector	1	0	1	1	0	+3
3	D	GAINZA Inigo +A	1	0	1	1	2	+2
4	D	VEA Jorge	0	0	0	0	0	0
5	F	BETRAN Adrian	1	1	1	2	2	+3
7	F	BURGOS Jorge	1	0	0	0	0	+1
8	F	PUYUELO Pablo	1	1	0	1	2	+1
9	F	GONZALEZ Gaston	1	0	0	0	2	+1
10	D	BRAVO Juan Francisco	1	0	0	0	0	+1
11	F	MUNOZ Juan	1	1	1	2	0	+3
12	F	PEDRAZ Alejandro	1	0	0	0	0	0
13	F	GONZALEZ Pol +C	1	1	1	2	0	+1
14	F	CARBONELL Alejandro	1	0	0	0	0	0
15	F	GARCIA-ARIAS Javier	1	1	0	1	2	+3
16	F	MECO Aitor	1	0	0	0	0	0
17	F	FERNANDEZ-POLA Angel	1	0	0	0	0	0
19	D	UBIETO Adrian	1	2	3	5	2	+3
22	F	FUENTES Patricio +A	1	1	3	4	0	+2
23	F	QUEVEDO Carlos	1	0	3	3	0	+2
24	D	VEA Alex	1	0	0	0	0	+2
25	GK	GARCIA Ignacio	1	0	0	0	0	

Head Coach: TUOMI Timo

Linesmen

LIU Ren (CHN) , VANOOSTEN Nathan (CAN)

Team: CZE

No	Name	GP	MIP	GA	SVS	SOG	SVS%	GAA
1	SLAMA Jiri	1	00:00	0	0	0	0.00	0.00
2	POLIVKA Patrik	1	60:00	3	14	17	82.35	3.00

Team: CZE (white)

No	Pos	Name	GP	G	A	PTS	PIM	+/-
1	GK	SLAMA Jiri	1	0	0	0	0	
2	GK	POLIVKA Patrik	1	0	0	0	0	
3	F	STASTNY Tomas	1	1	1	2	2	+4
4	F	MATEJKA Filip	1	0	1	1	0	+1
5	F	NOVAK Dominik	1	0	0	0	0	0
7	D	DALECKY Jan +A	1	3	0	3	2	+3
8	F	MULLER Jan	0	0	0	0	0	0
9	F	HUCKO Petr	1	0	0	0	0	0
10	F	ARNOST Daniel	1	0	1	1	2	+1
11	D	KOLDA Josef +A	1	1	0	1	0	0
12	D	SVARICEK Filip	1	0	0	0	4	+1
13	F	VANEK Rostislav	1	0	0	0	0	+1
14	D	STEINER Dominik +C	1	0	1	1	0	+3
15	D	ZBORIL Mikulas	1	0	0	0	0	0
16	D	VOJACEK Filip	1	0	0	0	0	0
17	D	BRZOBOHATY Michal	1	0	0	0	0	-1
18	D	VRANA Lukas	1	0	0	0	0	+1
19	F	SKOLOUD Petr	1	1	0	1	0	+1
20	D	GUTWALD Michal	1	0	0	0	0	+1
21	F	VALASEK Milan	1	0	0	0	0	-1
24	F	ZACHAR David	1	0	2	2	2	+3
25	D	SKVOR Jan	1	0	2	2	0	+1

Head Coach: LISKA Jaroslav

SUSPENDED:

23	D	PESLAR Jakub	1	0	1	1	25	+1
----	---	--------------	---	---	---	---	----	----

LEGEND

A Assists	D Defence	F Forward	G Goals
GA Goals against	GAA Goals against as average per 60 minutes	GK Goalkeeper	GP Games played
MIP Minutes and seconds played	No Jersey number	PIM Penalties in minutes	Pos Position
PTS Points	SOG Shots on goal	SVS Saves	SVS% Saves in percentage
+/- Plus/minus net	+A Assistant captain	+C Captain	



Line-Ups

ESP - CZE

Referee(s)

CAMPBELL Michael (CAN)

Linesmen

LIU Ren (CHN) , VANOOSTEN Nathan (CAN)

Goalkeepers

Team: ESP

No	Name
1	ALCAINE Ander
25	GARCIA Ignacio

Team Line-ups

Team: ESP (black)

No	Pos	Name
3	D	GAINZA Inigo +A
19	D	UBIETO Adrian
13	F	GONZALEZ Pol +C
22	F	FUENTES Patricio +A
23	F	QUEVEDO Carlos
2	D	ALASTRUEY Hector
24	D	VEA Alex
5	F	BETRAN Adrian
11	F	MUNOZ Juan
15	F	GARCIA-ARIAS Javier
10	D	BRAVO Juan Francisco
7	F	BURGOS Jorge
8	F	PUYUELO Pablo
9	F	GONZALEZ Gaston
14	F	CARBONELL Alejandro
12	F	PEDRAZ Alejandro
16	F	MECO Aitor
17	F	FERNANDEZ-POLA Angel

Head Coach: TUOMI Timo

NOT DRESSED:

4 D VEA Jorge

Team: CZE

No	Name
2	POLIVKA Patrik
1	SLAMA Jiri

Team: CZE (white)

No	Pos	Name
7	D	DALECKY Jan +A
14	D	STEINER Dominik +C
20	D	GUTWALD Michal
3	F	STASTNY Tomas
24	F	ZACHAR David
15	D	ZBORIL Mikulas
17	D	BRZOBOHATY Michal
25	D	SKVOR Jan
4	F	MATEJKA Filip
21	F	VALASEK Milan
11	D	KOLDA Josef +A
12	D	SVARICEK Filip
18	D	VRANA Lukas
13	F	VANEK Rostislav
19	F	SKOLOUD Petr
16	D	VOJACEK Filip
5	F	NOVAK Dominik
9	F	HUCKO Petr
10	F	ARNOST Daniel

Head Coach: LISKA Jaroslav

NOT DRESSED:


8 F MULLER Jan

SUSPENDED:

23 D PESLAR Jakub

LEGEND

D	Defence	F	Forward	No	Jersey number	Pos	Position
+A	Assistant captain	+C	Captain				

Timing and Results provided by  TISSOT



Graphical Line-Ups

ESP - CZE

Referee(s)

CAMPBELL Michael (CAN)

Linesmen

LIU Ren (CHN) , VANOOSTEN Nathan (CAN)

Team: ESP - Spain (black)

Head Coach: TUOMI Timo

S1 1 ALCAINE Ander		
25 GARCIA Ignacio		
S2 3 GAINZA Inigo +A	S3 19 UBIETO Adrian	
S4 13 GONZALEZ Pol +C	S5 22 FUENTES Patricio +A	S6 23 QUEVEDO Carlos
2 ALASTRUEY Hector		24 VEA Alex
11 MUNOZ Juan	5 BETRAN Adrian	15 GARCIA-ARIAS Javier
7 BURGOS Jorge		10 BRAVO Juan Francisco
9 GONZALEZ Gaston	14 CARBONELL Alejandro	8 PUYUELO Pablo
16 MECO Aitor	17 FERNANDEZ-POLA Angel	12 PEDRAZ Alejandro

Team: CZE - Czech Republic (white)

Head Coach: LISKA Jaroslav

S1 2 POLIVKA Patrik		
1 SLAMA Jiri		
S2 14 STEINER Dominik +C	S3 20 GUTWALD Michal	
S4 3 STASTNY Tomas	S5 7 DALECKY Jan +A	S6 24 ZACHAR David
25 SKVOR Jan		15 ZBORIL Mikulas
17 BRZOBOHATY Michal	4 MATEJKA Filip	21 VALASEK Milan
12 SVARICEK Filip		11 KOLDA Josef +A
13 VANEK Rostislav	18 VRANA Lukas	19 SKOLOUD Petr
		16 VOJACEK Filip
9 HUCKO Petr	10 ARNOST Daniel	5 NOVAK Dominik

LEGEND

Sn Starting position

+A Assistant captain

+C Captain

Timing and Results provided by **TISSOT**



Game Summary

ESP - CZE 2 - 5 (0 - 1 , 0 - 4 , 2 - 0)

Spectators	Referee(s)	Linesmen
1850	CAMPBELL Michael (CAN)	LIU Ren (CHN) , VANOOSTEN Nathan (CAN)

Team Statistics

Period	Score	SVS	SOG	PIM	TPP	PPG	SHG
1	0 : 1	29 : 6	6 : 30	2 : 0	00:00 : 02:00	0 : 0	0 : 0
2	0 : 4	23 : 3	3 : 27	14 : 2	02:00 : 02:03	0 : 2	0 : 0
3	2 : 0	14 : 4	6 : 14	0 : 4	04:00 : 00:00	0 : 0	0 : 0
Total	2 : 5	66 : 13	15 : 71	16 : 6	06:00 : 04:03	0 : 2	0 : 0

1st Period

Action	Time	ET/Res	Team	Type	No	Name	(G)	Name of Assistant(s) / Action Description
GK	00:00		ESP		1	ALCAINE A		- Goalkeeper in
GK	00:00		CZE		2	POLIVKA P		- Goalkeeper in
Goal	01:13	0 : 1	CZE	EQ	21	VALASEK M	(1)	25 SKVOR J On Ice ESP 1 2 5 11 15 24 17 BRZOBOHATY M CZE 2 4 15 17 21 25
Penalty	12:38	14:38	ESP	2 min.	5	BETRAN A		- Hooking

2nd Period

Action	Time	ET/Res	Team	Type	No	Name	(G)	Name of Assistant(s) / Action Description
Penalty	23:06	25:06	CZE	2 min.	24	ZACHAR D		- Hooking
Goal	26:44	0 : 2	CZE	EQ	16	VOJACEK F	(1)	10 ARNOST D On Ice ESP 1 2 3 12 16 17 CZE 2 5 9 10 16 25
Penalty	32:08	33:18	ESP	2 min.	7	BURGOS J		- Holding an opponent
Penalty	32:29	34:11	ESP	2 min.	23	QUEVEDO C		- Delaying the Game
Goal	33:18	0 : 3	CZE	PP2	24	ZACHAR D	(1)	7 DALECKY J On Ice ESP 1 3 8 11 18 VRANA L CZE 2 7 14 18 20 24 *
Goal	34:11	0 : 4	CZE	PP1	12	SVARICEK F	(1)	10 ARNOST D On Ice ESP 1 14 19 22 24 9 HUCKO P CZE 2 5 9 10 11 12 *
Penalty	34:11	44:11	ESP	10 min.	1	ALCAINE A		- Unsportsmanlike Conduct / Served by: 10 BRAVO JF
Goal	36:03	0 : 5	CZE	EQ	10	ARNOST D	(1)	20 GUTWALD M On Ice ESP 1 2 3 8 9 14 CZE 2 9 10 14 20 24

3rd Period

Action	Time	ET/Res	Team	Type	No	Name	(G)	Name of Assistant(s) / Action Description
Penalty	43:26	45:26	CZE	2 min.	20	GUTWALD M		- Hooking
Goal	45:26	1 : 5	ESP	EQ	14	CARBONELL A	(1)	15 GARCIA-ARIAS J On Ice ESP 1 3 9 12 14 15 12 PEDRAZ A CZE 2 14 15 18 19 20
Penalty	57:20	59:20	CZE	2 min.	20	GUTWALD M		- Slashing
Goal	59:26	2 : 5	ESP	EQ	23	QUEVEDO C	(1)	22 FUENTES P On Ice ESP 1 7 11 13 22 23 CZE 2 10 14 16 20 24
GK	60:00		ESP					1 ALCAINE A - Goalkeeper out
GK	60:00		CZE					2 POLIVKA P - Goalkeeper out

Goalkeeper Records

Team : ESP - Spain

No	Name	SOG	SVS	MIP
1	ALCAINE Ander	71	66	60:00
25	GARCIA Ignacio			

Team : CZE - Czech Republic


No	Name	SOG	SVS	MIP
2	POLIVKA Patrik	15	13	60:00
1	SLAMA Jiri			

Game Statistics

Team : ESP (black)

Head Coach : TUOMI Timo

No	Pos	Name	G	A	P	PIM	FO+	FO-	FO+/-	FO%	Shots on Goal				TS	+/-
											1	2	3	OT		
3	D	GAINZA Inigo +A	0	0	0	0	0	0	0	0.00	1	0	0		1	-1
13	F	GONZALEZ Pol +C	0	0	0	0	0	0	0	0.00	1	0	0		1	+1

Timing and Results provided by 



Head Coach : TUOMI Timo										Shots on Goal						
No	Pos	Name	G	A	P	PIM	FO+	FO-	FO+/-	FO%	1	2	3	OT	TS	+/-
19	D	UBIETO Adrian	0	0	0	0	0	0	0	0.00	0	1	0		1	0
22	F	FUENTES Patricio +A	0	1	1	0	9	10	-1	47.37	0	1	0		1	+1
23	F	QUEVEDO Carlos	1	0	1	2	1	4	-3	20.00	2	0	1		3	+1
2	D	ALASTRUEY Hector	0	0	0	0	0	0	0	0.00	0	0	0		0	-3
5	F	BETRAN Adrian	0	0	0	2	2	5	-3	28.57	0	0	0		0	-1
11	F	MUNOZ Juan	0	0	0	0	9	2	7	81.82	0	0	0		0	0
15	F	GARCIA-ARIAS Javier	0	1	1	0	1	0	1	100.00	0	0	0		0	0
24	D	VEA Alex	0	0	0	0	0	0	0	0.00	0	0	0		0	-1
7	F	BURGOS Jorge	0	0	0	2	0	0	0	0.00	0	0	0		0	+1
8	F	PUYUELO Pablo	0	0	0	0	0	1	-1	0.00	1	1	0		2	-1
9	F	GONZALEZ Gaston	0	0	0	0	0	0	0	0.00	0	0	1		1	0
10	D	BRAVO Juan Francisco	0	0	0	0	0	0	0	0.00	0	0	0		0	0
14	F	CARBONELL Alejandro	1	0	1	0	7	9	-2	43.75	0	0	1		1	0
12	F	PEDRAZ Alejandro	0	1	1	0	0	1	-1	0.00	0	0	3		3	0
16	F	MECO Aitor	0	0	0	0	0	0	0	0.00	1	0	0		1	-1
17	F	FERNANDEZ-POLA Angel	0	0	0	0	5	8	-3	38.46	0	0	0		0	-1
1	GK	ALCAINE Ander	0	0	0	10					0	0	0		0	
25	GK	GARCIA Ignacio	0	0	0	0					0	0	0		0	
Total			2	3	5	16	34	40	-6	45.95	6	3	6		15	

Team : CZE (white)

Head Coach : LISKA Jaroslav										Shots on Goal						
No	Pos	Name	G	A	P	PIM	FO+	FO-	FO+/-	FO%	1	2	3	OT	TS	+/-
3	F	STASTNY Tomas	0	0	0	0	0	1	-1	0.00	0	2	0		2	0
7	D	DALECKY Jan +A	0	1	1	0	6	9	-3	40.00	2	1	1		4	0
14	D	STEINER Dominik +C	0	0	0	0	0	0	0	0.00	2	0	1		3	-1
20	D	GUTWALD Michal	0	1	1	4	0	0	0	0.00	3	2	0		5	-1
24	F	ZACHAR David	1	0	1	2	3	4	-1	42.86	2	1	0		3	0
4	F	MATEJKA Filip	0	0	0	0	9	8	1	52.94	2	1	0		3	+1
15	D	ZBORIL Mikulas	0	0	0	0	0	0	0	0.00	3	3	0		6	0
17	D	BRZOBOHATY Michal	0	1	1	0	0	0	0	0.00	4	1	1		6	+1
21	F	VALASEK Milan	1	0	1	0	0	0	0	0.00	2	0	1		3	+1
25	D	SKVOR Jan	0	1	1	0	0	0	0	0.00	0	0	0		0	+2
11	D	KOLDA Josef +A	0	0	0	0	0	0	0	0.00	0	2	1		3	0
12	D	SVARICEK Filip	1	0	1	0	0	0	0	0.00	0	1	1		2	0
13	F	VANEK Rostislav	0	0	0	0	0	0	0	0.00	0	1	0		1	0
18	D	VRANA Lukas	0	1	1	0	9	5	4	64.29	2	3	2		7	-1
19	F	SKOLOUD Petr	0	0	0	0	0	1	-1	0.00	1	1	0		2	-1
5	F	NOVAK Dominik	0	0	0	0	0	0	0	0.00	2	1	3		6	+1
9	F	HUCKO Petr	0	1	1	0	4	1	3	80.00	2	1	2		5	+2
10	F	ARNOST Daniel	1	2	3	0	9	5	4	64.29	1	3	1		5	+1
16	D	VOJACEK Filip	1	0	1	0	0	0	0	0.00	2	3	0		5	0
1	GK	SLAMA Jiri	0	0	0	0					0	0	0		0	
2	GK	POLIVKA Patrik	0	0	0	0					0	0	0		0	
Total			5	8	13	6	40	34	6	54.05	30	27	14		71	

Group A

R	Team	GP	W	OTW	OTL	L	GDF	GF:GA	PTS
1	CZE	2	2	0	0	0	+6	11 : 5	6
2	ESP	2	1	0	0	1	+5	10 : 5	3
3	SVK	1	0	0	0	1	-3	3 : 6	0
4	CHN	1	0	0	0	1	-8	0 : 8	0

	CHN	CZE	ESP	SVK
CHN	*****	SUN 08 FEB 17:00	0:8	FRI 06 FEB 20:30
CZE	SUN 08 FEB 17:00	*****	5:2	6:3
ESP	8:0	2:5	*****	SUN 08 FEB 20:30
SVK	FRI 06 FEB 20:30	3:6	SUN 08 FEB 20:30	*****



LEGEND							
(G)	Goals in tournament	*	does not count for Plus/minus	+/-	Plus/minus net	+A	Assistant captain
+C	Captain	A	Assists	D	Defence	EQ	Equal strength
ET/Res	Penalty end time/Result of game	F	Forward	FO-	Face-offs lost	FO%	Face-offs won as percentage
FO+	Face-offs won	FO+/-	Face-offs net	G	Goals	GA	Goals against
GDF	Goal difference	GF	Goals for	GK	Goalkeeper	GP	Games played
L	Losses	MIP	Minutes in play (GK)	No	Jersey number	OT	Overtime
OTL	Overtime losses	OTW	Overtime wins	P	Points	PIM	Penalties in minutes
Pos	Position	PP1	Power play - 1 player	PP2	Power play - 2 players	PPG	Power play goals
PTS	Points	R	Rank	SHG	Shorthanded goals	SOG	Shots on goal
SVS	Saves	TPP	Time on power play	TS	Total shots	W	Wins

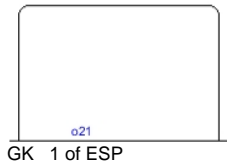


Shot Chart

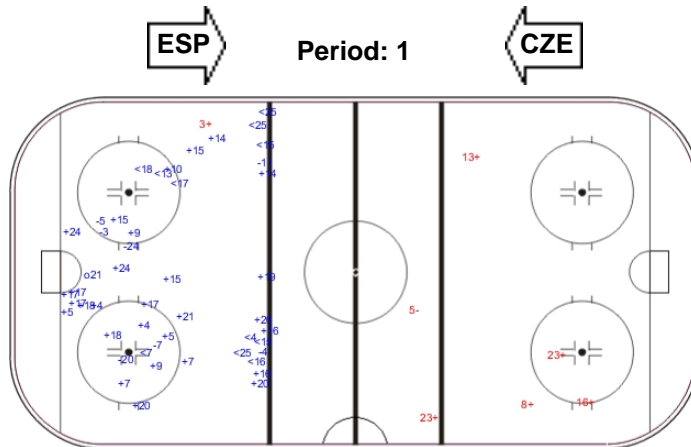
ESP - CZE

Shots by CZE

Goals (o): 1 SSG (+): 29
SSP (-): 11 SPG (-): 7



GK 1 of ESP



Shots by ESP

Goals (o): 0 SSG (+): 9
SSP (>): 0 SPG (-): 1



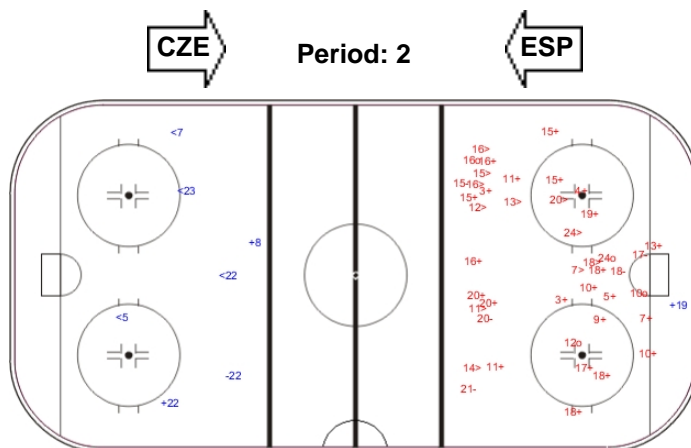
GK 2 of CZE

Shots by ESP

Goals (o): 0 SSG (+): 3
SSP (-): 4 SPG (-): 1



GK 2 of CZE



Shots by CZE

Goals (o): 4 SSG (+): 23
SSP (>): 11 SPG (-): 5



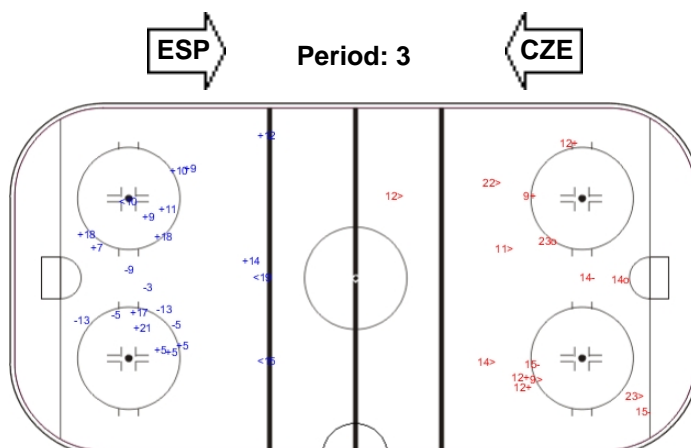
GK 1 of ESP

Shots by CZE

Goals (o): 0 SSG (+): 14
SSP (-): 3 SPG (-): 6




GK 1 of ESP



Shots by ESP

Goals (o): 2 SSG (+): 4
SSP (>): 6 SPG (-): 3



GK 2 of CZE

LEGEND

GK Goalkeeper SPG Shots past goal SSG Shots saved by goalkeeper SSP Shots saved by player

Timing and Results provided by TISSOT



Face-off Chart

ESP - CZE

PERIOD 1

ESP		CZE		ESP		CZE		ESP		CZE		Total wins all zones	
Def. zone	Att. zone	Neutral zone		Att. zone	Def. zone							ESP	CZE
- 11	+ 4	- 22	+ 7	+ 17	- 18							14 / 50%	14 / 50%
- 12	+ 9	+ 14	- 18	- 17	+ 18								
- 23	+ 10	+ 17	- 18	- 22	+ 4								
+ 11	- 24	- 22	+ 4	- 22	+ 18								
+ 14	- 4	- 17	+ 7										
+ 17	- 4	- 17	+ 7										
- 22	+ 18	+ 5	- 10										
+ 23	- 19												
+ 22	- 10												
+ 11	- 7												
- 23	+ 10												
+ 11	- 10												
- 8	+ 24												
+ 11	- 24												
- 14	+ 9												
+ 14	- 10												
+ 22	- 4												
Total wins / period		10 / 59%	7 / 41%	3 / 43%	4 / 57%	1 / 25%	3 / 75%						

PERIOD 2

ESP		CZE		ESP		CZE		ESP		CZE		Total wins all zones	
Def. zone	Att. zone	Neutral zone		Att. zone	Def. zone							ESP	CZE
- 17	+ 10	+ 22	- 7	- 23	+ 4							11 / 42%	15 / 58%
- 14	+ 9	- 5	+ 4	- 14	+ 10								
+ 15	- 7	+ 22	- 7										
+ 22	- 3	- 22	+ 10										
+ 11	- 4	+ 14	- 4										
- 14	+ 18	- 14	+ 10										
- 17	+ 10	+ 22	- 4										
+ 11	- 4	- 5	+ 9										
- 14	+ 18	+ 14	- 7										
+ 11	- 24												
- 22	+ 18												
+ 22	- 7												
- 11	+ 24												
- 22	+ 18												
- 17	+ 24												
Total wins / period		6 / 40%	9 / 60%	5 / 56%	4 / 44%	0 / 0%	2 / 100%						

PERIOD 3

ESP		CZE		ESP		CZE		ESP		CZE		Total wins all zones	
Def. zone	Att. zone	Neutral zone		Att. zone	Def. zone							ESP	CZE
- 17	+ 18	- 22	+ 7	+ 22	- 7							9 / 45%	11 / 55%
+ 11	- 24	- 5	+ 4	+ 5	- 4								
+ 11	- 7	- 17	+ 10	- 22	+ 10								
Total wins / period													



Preliminary round - Group A, Game 9

+ 17	- 18	- 14	+ 4	+ 22	- 10
+ 17	- 18	+ 14	- 7	- 14	+ 7
+ 14	- 9	- 5	+ 18	- 23	+ 4
		- 14	+ 4		
		- 5	+ 7		
5 / 83%	1 / 17%	1 / 13%	7 / 87%	3 / 50%	3 / 50%

TOTAL

Total wins / game	ESP	CZE	ESP	CZE	ESP	CZE	Total wins all zones	
	Def. zone	Att. zone	Neutral zone		Att. zone	Def. zone	ESP	CZE
	21 / 55%	17 / 45%	9 / 38%	15 / 62%	4 / 33%	8 / 67%	34 / 46%	40 / 54%




HEAD TO HEAD

		CZE							Tot	wins ESP	Dz	Nz	Az	
No.	3	4	7	9	10	18	19	24						
ESP	5		1 - 2	0 - 1	0 - 1	1 - 0	0 - 1			7	2 29%		1 17%	1 100%
	8							0 - 1		1	0 0%	0 0%		
	11		2 - 1	2 - 0		1 - 0			4 - 1	11	9 82%	9 82%		
	12				0 - 1					1	0 0%	0 0%		
	14		2 - 2	2 - 1	1 - 2	1 - 2	1 - 2			16	7 44%	3 43%	4 57%	0 0%
	15			1 - 0						1	1 100%	1 100%		
	17		1 - 0	0 - 2		0 - 3	4 - 2		0 - 1	13	5 38%	3 43%	1 25%	1 50%
	22	1 - 0	2 - 2	4 - 2		2 - 2	0 - 4			19	9 47%	4 57%	3 43%	2 40%
	23		0 - 2			0 - 2		1 - 0		5	1 20%	1 33%		0 0%
Tot	1	17	15	5	14	14	1	7	74	34 46%	21 55%	9 38%	4 33%	
wins CZE	0 0%	9 53%	6 40%	4 80%	9 64%	9 64%	0 0%	3 43%	40 54%					
Dz		3 75%	1 50%		2 67%	2 67%			8 67%					
Nz		5 71%	5 56%	1 100%	3 75%	1 33%			15 62%					
Az	0 0%	1 17%	0 0%	3 75%	4 57%	6 75%	0 0%	3 43%	17 45%					

LEGEND

Az Attacking zone **Dz** Defending zone **Nz** Neutral zone **Tot** Total face-offs played

Timing and Results provided by  TISSOT



Game Roster

SVK - CHN

Referee(s)

BJALKANDER Patric (SWE)

Linesmen

AMBROSETTI Flavio (SUI) , TROFIMOV Dmitry (KAZ)

Goalkeepers

Team: SVK

No	Name	GP	MIP	GA	SVS	SOG	SVS%	GAA
1	HALO Juraj	1	00:00	0	0	0	0.00	0.00
2	ZIAK Jan	1	60:00	6	43	49	87.76	6.00

Team Roster

Team: SVK (blue)

No	Pos	Name	GP	G	A	PTS	PIM	+/-
1	GK	HALO Juraj	1	0	0	0	0	
2	GK	ZIAK Jan	1	0	0	0	0	
6	F	UHNAK Martin	1	0	0	0	0	-1
9	D	KOPECKY Peter	1	0	0	0	0	-1
10	F	HUS Roman	1	0	0	0	0	-1
11	F	KETNER Nicolas	1	0	1	1	2	-1
12	D	PALOVIC Patrik	1	0	0	0	0	-1
13	D	RUSINA Tomas +A	1	0	0	0	0	-2
14	F	BACA Kristian	1	0	0	0	0	0
15	F	TRENCAN Matus	1	1	0	1	2	-1
16	F	ZLOCHA Jan +A	1	0	0	0	0	-1
17	F	PIACKA Edmund +C	1	0	0	0	2	0
18	D	SUCHARDA Andrej	1	0	0	0	0	-1
19	F	GAPA Peter	1	1	0	1	2	-1
20	F	MIHALIK Denis	1	1	0	1	0	-1
22	F	PARDAVY Jan	1	0	1	1	0	-2
23	F	MARUSIAK Marek	1	0	1	1	0	-1
25	F	KENTOS Jozef	1	0	0	0	0	0
26	D	SZABO Patrik	1	0	0	0	0	-1
27	D	LUNTER Peter	1	0	1	1	2	0
28	F	BUDIAK Matus	1	0	0	0	0	-2
29	D	NOCIAR Denis	1	0	0	0	0	-1

Head Coach: VYBOH Andrej

Team: CHN

No	Name	GP	MIP	GA	SVS	SOG	SVS%	GAA
1	WU Jiankun	1	12:18	2	9	11	81.82	9.76
22	SUN Zehao	1	47:42	6	62	68	91.18	7.55


Team: CHN (white)

No	Pos	Name	GP	G	A	PTS	PIM	+/-
1	GK	WU Jiankun	1	0	0	0	0	
2	D	LI Ning	1	0	0	0	2	0
3	F	FAN Yi	0	0	0	0	0	0
4	F	YU Xiaolong	0	0	0	0	0	0
5	D	GUAN Tianyi	1	0	0	0	0	-1
6	F	HUANG Peng +C	1	0	0	0	0	-2
7	F	ZHANG Zesen	1	0	0	0	0	-3
8	F	ZUO Tianyou	0	0	0	0	0	0
9	F	LU Hengnan +A	1	0	0	0	2	-3
10	D	ZHANG Jiaqi	1	0	0	0	6	-3
11	F	YU Mingrunze +A	1	0	0	0	0	-2
12	D	ZHANG Zhen	1	0	0	0	2	-2
13	F	YUE Xinhao	1	0	0	0	0	-1
14	D	ZHANG Zheming	1	0	0	0	0	0
15	F	WU Hao	1	0	0	0	0	-1
16	D	QIAN Jinglin	1	0	0	0	2	-4
17	D	WU Jiasiteng	1	0	0	0	0	-2
18	F	MA Tianyue	1	0	0	0	0	-3
19	F	YANG Zhenyu	1	0	0	0	0	-1
20	F	BAO Jiachang	1	0	0	0	0	-1
21	F	NAN Jiangming	1	0	0	0	0	0
22	GK	SUN Zehao	1	0	0	0	0	

Head Coach: GORBENKO Oleg

LEGEND

A Assists	D Defence	F Forward	G Goals
GA Goals against	GAA Goals against as average per 60 minutes	GK Goalkeeper	GP Games played
MIP Minutes and seconds played	No Jersey number	PIM Penalties in minutes	Pos Position
PTS Points	SOG Shots on goal	SVS Saves	SVS% Saves in percentage
+/- Plus/minus net	+A Assistant captain	+C Captain	

Timing and Results provided by  TISSOT



Line-Ups

SVK - CHN

Referee(s)

BJALKANDER Patric (SWE)

Linesmen

AMBROSETTI Flavio (SUI) , TROFIMOV Dmitry (KAZ)

Goalkeepers

Team: SVK

No	Name
1	HALO Juraj
2	ZIAK Jan

Team Line-ups

Team: SVK (blue)

No	Pos	Name
27	D	LUNTER Peter
6	F	UHNAK Martin
11	F	KETNER Nicolas
17	F	PIACKA Edmund +C
20	F	MIHALIK Denis
9	D	KOPECKY Peter
13	D	RUSINA Tomas +A
19	F	GAPA Peter
22	F	PARDAVY Jan
25	F	KENTOS Jozef
12	D	PALOVIC Patrik
29	D	NOCIAR Denis
15	F	TRENCAN Matus
16	F	ZLOCHA Jan +A
23	F	MARUSIAK Marek
18	D	SUCHARDA Andrej
26	D	SZABO Patrik
10	F	HUS Roman
14	F	BACA Kristian
28	F	BUDIAK Matus

Head Coach: VYBOH Andrej

Team: CHN

No	Name
22	SUN Zehao
1	WU Jiankun

Team: CHN (white)

No	Pos	Name
12	D	ZHANG Zhen
17	D	WU Jiasiteng
7	F	ZHANG Zesen
8	F	ZUO Tianyou +A
9	F	LU Hengnan +A
10	D	ZHANG Jiaqi
16	D	QIAN Jinglin
6	F	HUANG Peng +C
11	F	YU Mingrunze
15	F	WU Hao
2	D	LI Ning
5	D	GUAN Tianyi
13	F	YUE Xinhao
19	F	YANG Zhenyu
20	F	BAO Jiachang
14	D	ZHANG Zheming
18	F	MA Tianyue
21	F	NAN Jiangming

Head Coach: GORBENKO Oleg

NOT DRESSED:

3 F FAN Yi

4 F YU Xiaolong

LEGEND

D	Defence	F	Forward	No	Jersey number	Pos	Position
+A	Assistant captain	+C	Captain				

Timing and Results provided by **TISSOT**



Graphical Line-Ups

SVK - CHN

Referee(s)

BJALKANDER Patric (SWE)

Linesmen

AMBROSETTI Flavio (SUI) , TROFIMOV Dmitry (KAZ)

Team: SVK - Slovakia (blue)

Head Coach: VYBOH Andrej

S1 1 HALO Juraj		
2 ZIAK Jan		
S2 11 KETNER Nicolas	S3 27 LUNTER Peter	
S5 17 PIACKA Edmund +C	S6 20 MIHALIK Denis	S4 6 UHNAK Martin
13 RUSINA Tomas +A		9 KOPECKY Peter
22 PARDAVY Jan	25 KENTOS Jozef	19 GAPA Peter
12 PALOVIC Patrik		29 NOCIAR Denis
16 ZLOCHA Jan +A	23 MARUSIAK Marek	15 TRENCAN Matus
10 HUS Roman		18 SUCHARDA Andrej
28 BUDIAK Matus	26 SZABO Patrik	14 BACA Kristian

Team: CHN - China P.R. (white)

Head Coach: GORBENKO Oleg

22 SUN Zehao		
S1 1 WU Jiankun		
S3 17 WU Jiasiteng	S2 12 ZHANG Zhen	
S4 7 ZHANG Zesen	S6 9 LU Hengnan +A	S5 8 ZUO Tianyou +A
10 ZHANG Jiaqi		16 QIAN Jinglin
11 YU Mingrunze	6 HUANG Peng +C	15 WU Hao
2 LI Ning		5 GUAN Tianyi
13 YUE Xinhao	19 YANG Zhenyu	20 BAO Jiachang
14 ZHANG Zheming		21 NAN Jiangming
18 MA Tianyue		

LEGEND

Sn Starting position

+A Assistant captain

+C Captain

Timing and Results provided by **TISSOT**



Game Summary

SVK - CHN 13 - 1 (3 - 0, 5 - 1, 5 - 0)

Spectators	Referee(s)	Linesmen
1000	BJALKANDER Patric (SWE)	AMBROSETTI Flavio (SUI) , TROFIMOV Dmitry (KAZ)

Team Statistics

Period	Score	SVS	SOG	PIM	TPP	PPG	SHG
1	3 : 0	3 : 18	21 : 3	6 : 4	03:28 : 05:28	0 : 0	1 : 0
2	5 : 1	3 : 13	18 : 4	2 : 14	02:52 : 02:00	1 : 0	1 : 0
3	5 : 0	4 : 20	25 : 4	6 : 10	04:07 : 04:31	3 : 0	0 : 0
Total	13 : 1	10 : 51	64 : 11	14 : 28	10:27 : 11:59	4 : 0	2 : 0

1st Period

Action	Time	ET/Res	Team	Type	No	Name	(G)	Name of Assistant(s) / Action Description
GK	00:00		SVK		1	HALO J		- Goalkeeper in
GK	00:00		CHN		22	SUN Z		- Goalkeeper in
Goal	01:06	1 : 0	SVK	EQ	27	LUNTER P	(1)	On Ice SVK 1 9 19 22 25 27 CHN 22 6 10 11 12 15
Goal	04:14	2 : 0	SVK	EQ	17	PIACKA E	(1)	6 UHNAK M On Ice SVK 1 6 11 17 20 27 CHN 22 2 5 13 19 20
Penalty	05:48	07:48	CHN	2 min.	6	HUANG P		- Hooking
Penalty	10:36	12:36	CHN	2 min.	22	SUN Z		- Tripping / Served by: 19 YANG Z
Penalty	12:04	14:04	SVK	2 min.	16	ZLOCHA J		- Interference
Penalty	14:42	16:42	SVK	2 min.	22	PARDAVY J		- Tripping
Penalty	16:51	18:51	SVK	2 min.	-	Team penalty		- Too Many Men / Served by: 22 PARDAVY J
Goal	18:09	3 : 0	SVK	SH1	6	UHNAK M	(1)	26 SZABO P On Ice SVK 1 6 9 12 26 CHN 22 7 8 9 10 16

2nd Period

Action	Time	ET/Res	Team	Type	No	Name	(G)	Name of Assistant(s) / Action Description
Penalty	23:19	25:14	CHN	2 min.	-	Team penalty		- Too Many Men / Served by: 13 YUE X
Penalty	24:11	26:11	CHN	2 min.	-	Team penalty		- Too Many Men / Served by: 16 QIAN J
Goal	25:14	4 : 0	SVK	PP2	20	MIHALIK D	(2)	19 GAPA P On Ice SVK 1 6 13 17 19 20 CHN 22 7 10 11 *
Goal	28:29	4 : 1	CHN	EQ	8	ZUO T	(1)	On Ice SVK 1 6 11 17 20 27 CHN 22 7 8 9 12 17
Goal	30:42	5 : 1	SVK	EQ	28	BUDIAK M	(1)	16 ZLOCHA J On Ice SVK 1 12 16 23 28 29 23 MARUSIAK M CHN 22 2 7 9 17 18
Penalty	32:27	34:27	SVK	2 min.	17	PIACKA E		- Tripping
Goal	33:36	6 : 1	SVK	SH1	16	ZLOCHA J	(1)	9 KOPECKY P On Ice SVK 1 9 13 15 16 CHN 22 7 8 9 10 17
Goal	34:35	7 : 1	SVK	EQ	6	UHNAK M	(2)	17 PIACKA E On Ice SVK 1 6 13 17 18 20 18 SUCHARDA A CHN 22 2 13 18 19 21
Goal	36:22	8 : 1	SVK	EQ	19	GAPA P	(2)	26 SZABO P On Ice SVK 1 9 13 19 22 26 CHN 22 8 9 10 15 17
GK	36:22		CHN		1	WU J		- Goalkeeper in 22 SUN Z - Goalkeeper out
Penalty	38:57	48:57	CHN	10 min.	9	LU H		- Dangerous equipment

3rd Period

Action	Time	ET/Res	Team	Type	No	Name	(G)	Name of Assistant(s) / Action Description
Penalty	40:28	42:28	SVK	2 min.	6	UHNAK M		- Hooking
Goal	42:47	9 : 1	SVK	EQ	14	BACA K	(1)	On Ice SVK 1 13 14 15 16 18 CHN 1 6 10 13 15 16
Penalty	45:41	47:41	CHN	2 min.	18	MA T		- Hooking
Penalty	47:02	47:47	CHN	2 min.	17	WU J		- Hooking
Goal	47:47	10 : 1	SVK	PP1	11	KETNER N	(1)	20 MIHALIK D On Ice SVK 1 6 11 19 20 27 19 GAPA P CHN 1 6 10 16 18 *
Penalty	48:44	50:44	SVK	2 min.	14	BACA K		- Tripping
Penalty	49:15	51:15	SVK	2 min.	18	SUCHARDA A		- Tripping



Action	Time	ET/Res	Team	Type	No	Name	(G)	Name of Assistant(s) / Action Description
Time-out	49:15		CHN					
Penalty	54:14	54:53	CHN	2 min.	15	WU H		- Holding an opponent
Goal	54:53	11 : 1	SVK	PP1	27	LUNTER P	(2)	6 UHNAK M On Ice SVK 1 6 11 20 22 27 * 17 PIACKA E CHN 1 7 8 12 16
Goal	55:53	12 : 1	SVK	EQ	16	ZLOCHA J	(2)	15 TRENCAN M On Ice SVK 1 12 15 16 23 29 23 MARUSIAK M CHN 1 7 8 9 12 17
Penalty	57:58	59:09	CHN	2 min.	9	LU H		- Slashing
Goal	59:09	13 : 1	SVK	PP1	22	PARDAVY J	(1)	9 KOPECKY P On Ice SVK 1 9 10 13 19 22 * 13 RUSINA T CHN 1 7 8 10 16
Penalty	59:49	60:00	CHN	2 min.	6	HUANG P		- Hooking
GK	60:00		SVK					1 HALO J - Goalkeeper out
GK	60:00		CHN					1 WU J - Goalkeeper out

Goalkeeper Records

Team : SVK - Slovakia

Team : CHN - China P.R.

No	Name	SOG	SVS	MIP	No	Name	SOG	SVS	MIP
1	HALO Juraj	11	10	60:00	22	SUN Zehao	36	28	36:22
2	ZIAK Jan				1	WU Jiankun	28	23	23:38

Game Statistics

Team : SVK (blue)

Head Coach : VYBOH Andrej

No	Pos	Name	G	A	P	PIM	FO+	FO-	FO+/-	FO%	Shots on Goal					+/-
											1	2	3	OT	TS	
6	F	UHNAK Martin	2	2	4	2	0	1	-1	0.00	2	2	1		5	+2
11	F	KETNER Nicolas	1	0	1	0	0	0	0	0.00	0	0	2		2	0
17	F	PIACKA Edmund +C	1	2	3	2	0	0	0	0.00	2	0	0		2	+1
20	F	MIHALIK Denis	1	1	2	0	15	10	5	60.00	1	3	0		4	+1
27	D	LUNTER Peter	2	0	2	0	0	0	0	0.00	1	0	1		2	+1
9	D	KOPECKY Peter	0	2	2	0	0	0	0	0.00	1	2	0		3	+4
13	D	RUSINA Tomas +A	0	2	2	0	0	0	0	0.00	2	2	0		4	+4
19	F	GAPA Peter	1	2	3	0	0	1	-1	0.00	0	3	1		4	+2
22	F	PARDAVY Jan	1	0	1	2	0	0	0	0.00	0	0	4		4	+2
25	F	KENTOS Jozef	0	0	0	0	2	1	1	66.67	0	0	0		0	+1
12	D	PALOVIC Patrik	0	0	0	0	0	0	0	0.00	1	2	0		3	+3
15	F	TRENCAN Matus	0	1	1	0	0	0	0	0.00	1	1	2		4	+3
16	F	ZLOCHA Jan +A	2	1	3	2	2	0	2	100.00	0	1	2		3	+4
23	F	MARUSIAK Marek	0	2	2	0	8	5	3	61.54	3	0	1		4	+2
29	D	NOCIAR Denis	0	0	0	0	0	0	0	0.00	2	0	1		3	+2
10	F	HUS Roman	0	0	0	0	12	4	8	75.00	2	1	3		6	0
14	F	BACA Kristian	1	0	1	2	2	0	2	100.00	0	0	1		1	+1
18	D	SUCHARDA Andrej	0	1	1	2	0	0	0	0.00	1	0	2		3	+2
26	D	SZABO Patrik	0	2	2	0	13	4	9	76.47	1	0	1		2	+2
28	F	BUDIAC Matus	1	0	1	0	0	0	0	0.00	1	1	3		5	+1
1	GK	HALO Juraj	0	0	0	0					0	0	0		0	
2	GK	ZIAK Jan	0	0	0	0					0	0	0		0	
Total			13	18	31	12	54	26	28	67.50	21	18	25		64	

Team : CHN (white)

Head Coach : GORBENKO Oleg

No	Pos	Name	G	A	P	PIM	FO+	FO-	FO+/-	FO%	Shots on Goal					+/-
											1	2	3	OT	TS	
7	F	ZHANG Zesen	0	0	0	0	7	9	-2	43.75	0	0	0		0	-3
8	F	ZUO Tianyou +A	1	0	1	0	1	1	0	50.00	1	1	1		3	-3
9	F	LU Hengnan +A	0	0	0	12	4	13	-9	23.53	0	1	0		1	-4
12	D	ZHANG Zhen	0	0	0	0	0	0	0	0.00	0	0	1		1	-1
17	D	WU Jiasiteng	0	0	0	2	0	0	0	0.00	0	0	1		1	-3
6	F	HUANG Peng +C	0	0	0	4	7	15	-8	31.82	1	1	0		2	-2
10	D	ZHANG Jiaqi	0	0	0	0	0	0	0	0.00	0	1	0		1	-5
11	F	YU Mingrunze	0	0	0	0	0	7	-7	0.00	0	0	1		1	-1
15	F	WU Hao	0	0	0	2	0	1	-1	0.00	0	0	0		0	-3

Timing and Results provided by TISSOT



Preliminary round - Group A, Game 10

Head Coach : GORBENKO Oleg

No	Pos	Name	G	A	P	PIM	FO+	FO-	FO+/-	FO%	Shots on Goal					+/-
											1	2	3	OT	TS	
16	D	QIAN Jinglin	0	0	0	0	0	0	0	0.00	0	0	0	0	0	-2
2	D	LI Ning	0	0	0	0	0	0	0	0.00	1	0	0	0	1	-3
5	D	GUAN Tianyi	0	0	0	0	0	0	0	0.00	0	0	0	0	0	-1
13	F	YUE Xinhao	0	0	0	0	0	0	0	0.00	0	0	0	0	0	-3
19	F	YANG Zhenyu	0	0	0	0	5	5	0	50.00	0	0	0	0	0	-2
20	F	BAO Jiachang	0	0	0	0	0	0	0	0.00	0	0	0	0	0	-1
14	D	ZHANG Zheming	0	0	0	0	0	0	0	0.00	0	0	0	0	0	0
18	F	MA Tianyue	0	0	0	2	2	3	-1	40.00	0	0	0	0	0	-2
21	F	NAN Jiangming	0	0	0	0	0	0	0	0.00	0	0	0	0	0	-1
1	GK	WU Jiankun	0	0	0	0					0	0	0	0	0	
22	GK	SUN Zehao	0	0	0	2					0	0	0	0	0	
Total			1	0	1	24	26	54	-28	32.50	3	4	4	11		


Group A

R	Team	GP	W	OTW	OTL	L	GDF	GF:GA	PTS
1	CZE	2	2	0	0	0	+6	11 : 5	6
2	SVK	2	1	0	0	1	+9	16 : 7	3
3	ESP	2	1	0	0	1	+5	10 : 5	3
4	CHN	2	0	0	0	2	-20	1 : 21	0

	CHN	CZE	ESP	SVK
CHN	*****	SUN 08 FEB 17:00	0:8	1:13
CZE	SUN 08 FEB 17:00	*****	5:2	6:3
ESP	8:0	2:5	*****	SUN 08 FEB 20:30
SVK	13:1	3:6	SUN 08 FEB 20:30	*****

LEGEND

(G) Goals in tournament	* does not count for Plus/minus	+/- Plus/minus net	+A Assistant captain
+C Captain	A Assists	D Defence	EQ Equal strength
ET/Res Penalty end time/Result of game	F Forward	FO- Face-offs lost	FO% Face-offs won as percentage
FO+ Face-offs won	FO+/- Face-offs net	G Goals	GA Goals against
GDF Goal difference	GF Goals for	GK Goalkeeper	GP Games played
L Losses	MIP Minutes in play (GK)	No Jersey number	OT Overtime
OTL Overtime losses	OTW Overtime wins	P Points	PIM Penalties in minutes
Pos Position	PP1 Power play - 1 player	PP2 Power play - 2 players	PPG Power play goals
PTS Points	R Rank	SH1 Shorthanded - 1 player	SHG Shorthanded goals
SOG Shots on goal	SVS Saves	TPP Time on power play	TS Total shots
W Wins			

Timing and Results provided by  TISSOT




Shot Chart

SVK - CHN

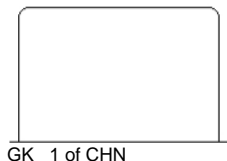
Shots by CHN

Goals (o): 0 SSG (+): 3
SSP (-): 0 SPG (-): 2



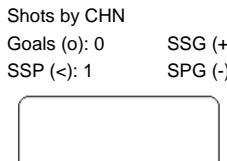
Shots by SVK

Goals (o): 5 SSG (+): 13
SSP (-): 5 SPG (-): 7



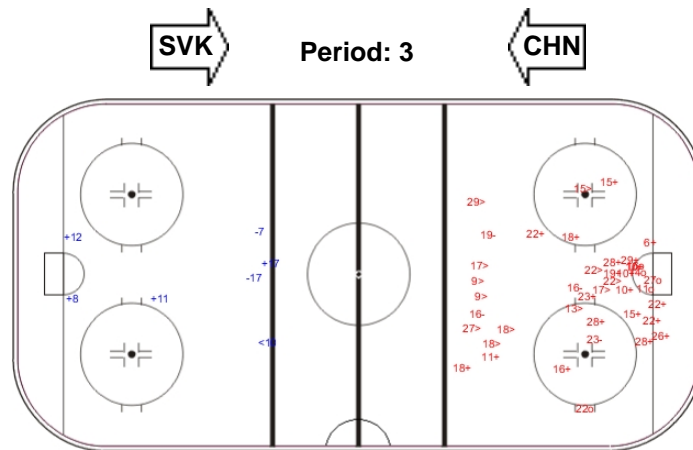
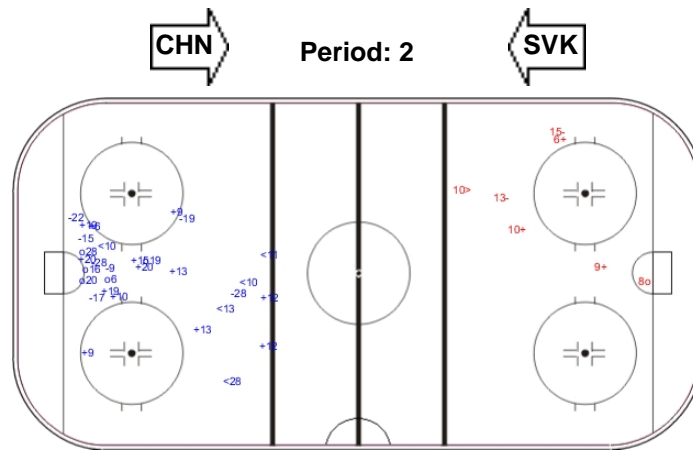
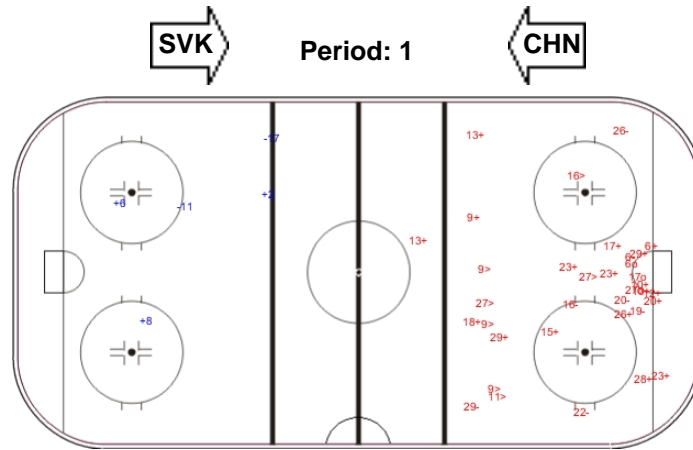
Shots by CHN

Goals (o): 0 SSG (+): 4
SSP (-): 1 SPG (-): 2



Shots by SVK

Goals (o): 5 SSG (+): 20
SSP (-): 12 SPG (-): 4



LEGEND

GK Goalkeeper **SPG** Shots past goal **SSG** Shots saved by goalkeeper **SSP** Shots saved by player

Timing and Results provided by **TISSOT**



Face-off Chart

SVK - CHN

PERIOD 1

	SVK	CHN		SVK	CHN		SVK	CHN		Total wins all zones	
	Def. zone	Att. zone		Neutral zone			Att. zone	Def. zone		SVK	CHN
	+ 20	- 19		+ 20	- 9		- 20	+ 8		Total wins all zones	
	+ 14	- 11		+ 25	- 6		+ 20	- 7			
	+ 16	- 6		- 25	+ 19		+ 26	- 11			
	- 20	+ 19		+ 26	- 9		+ 20	- 9			
	+ 20	- 19		+ 25	- 9		+ 26	- 11			
				+ 10	- 6		+ 23	- 7			
				+ 10	- 6		+ 14	- 11			
				- 20	+ 9		- 6	+ 7			
				+ 23	- 6		+ 16	- 9			
							+ 20	- 6			
Total wins / period	4 / 80%	1 / 20%		7 / 78%	2 / 22%		10 / 83%	2 / 17%		21 / 81%	5 / 19%

PERIOD 2

	SVK	CHN		SVK	CHN		SVK	CHN		Total wins all zones	
	Def. zone	Att. zone		Neutral zone			Att. zone	Def. zone		SVK	CHN
	- 10	+ 6		- 20	+ 9		+ 26	- 9		Total wins all zones	
	- 19	+ 6		- 20	+ 7		+ 20	- 8			
	- 20	+ 19		+ 10	- 19		+ 26	- 11			
	- 26	+ 6		+ 26	- 6		+ 26	- 11			
				+ 10	- 9		+ 23	- 15			
				+ 10	- 9		+ 10	- 19			
				- 20	+ 6		- 20	+ 19			
				- 23	+ 19		+ 20	- 9			
				- 10	+ 9		+ 20	- 9			
							+ 23	- 19			
Total wins / period	0 / 0%	4 / 100%		4 / 44%	5 / 56%		11 / 85%	2 / 15%		15 / 58%	11 / 42%

PERIOD 3

	SVK	CHN		SVK	CHN		SVK	CHN		Total wins all zones	
	Def. zone	Att. zone		Neutral zone			Att. zone	Def. zone		SVK	CHN
	+ 10	- 6		- 20	+ 7		- 23	+ 7		Total wins all zones	
	+ 26	- 6		+ 26	- 18		+ 23	- 18			
	+ 10	- 6		+ 20	- 7		+ 26	- 7			
	+ 26	- 18		- 10	+ 7		+ 20	- 6			
	+ 26	- 7		- 23	+ 9		- 23	+ 7			
	+ 20	- 9		- 26	+ 18		- 26	+ 6			
	- 10	+ 18		+ 23	- 6		+ 26	- 6			
				- 23	+ 6		+ 20	- 7			
							+ 10	- 6			
							+ 20	- 9			
Total wins / period										18 / 64%	10 / 36%



Preliminary round - Group A, Game 10

				+ 10	- 11
				+ 10	- 7
				- 26	+ 7
6 / 86%	1 / 14%	3 / 38%	5 / 62%	9 / 69%	4 / 31%

TOTAL

Total wins / game	SVK	CHN	SVK	CHN	SVK	CHN	Total wins all zones	
	Def. zone	Att. zone	Neutral zone		Att. zone	Def. zone	SVK	CHN
	10 / 63%	6 / 37%	14 / 54%	12 / 46%	30 / 79%	8 / 21%	54 / 68%	26 / 32%




HEAD TO HEAD

	CHN									Tot	wins SVK	Dz	Nz	Az
	No.	6	7	8	9	11	15	18	19					
SVK	6		0 - 1							1	0 0%			0 0%
	10	6 - 1	1 - 1		2 - 1	1 - 0		0 - 1	2 - 0	16	12 75%	2 50%	5 71%	5 100%
	14					2 - 0				2	2 100%	1 100%		1 100%
	16	1 - 0			1 - 0					2	2 100%	1 100%		1 100%
	19	0 - 1								1	0 0%	0 0%		
	20	2 - 2	3 - 2	1 - 1	7 - 2				2 - 3	25	15 60%	3 60%	2 29%	10 77%
	23	2 - 1	3 - 2		0 - 1		1 - 0	1 - 0	1 - 1	13	8 62%		2 40%	6 75%
	25	1 - 0			1 - 0				0 - 1	3	2 67%		2 67%	
	26	3 - 2	2 - 1		2 - 0	4 - 0		2 - 1		17	13 76%	3 75%	3 75%	7 78%
Tot	22	16	2	17	7	1	5	10	80	54 68%	10 63%	14 54%	30 79%	
wins CHN	7 32%	7 44%	1 50%	4 24%	0 0%	0 0%	2 40%	5 50%	26 32%					
Dz	2 29%	4 36%	1 50%	0 0%	0 0%	0 0%	0 0%	1 33%	8 21%					
Nz	2 25%	3 75%		4 44%			1 50%	2 67%	12 46%					
Az	3 43%	0 0%		0 0%	0 0%		1 50%	2 50%	6 37%					

LEGEND

Az Attacking zone **Dz** Defending zone **Nz** Neutral zone **Tot** Total face-offs played

Timing and Results provided by  TISSOT



Game Roster

CZE - CHN

Referee(s)

PIGUILLEM PEREZ de ROZAS Marc (ESP)

Linesmen

AMBROSETTI Flavio (SUI) , VANOOSTEN Nathan (CAN)

Goalkeepers

Team: CZE

No	Name	GP	MIP	GA	SVS	SOG	SVS%	GAA
1	SLAMA Jiri	2	00:00	0	0	0	0.00	0.00
2	POLIVKA Patrik	2	120:00	5	27	32	84.38	2.50

Team Roster

Team: CZE (white)

No	Pos	Name	GP	G	A	PTS	PIM	+/-
1	GK	SLAMA Jiri	2	0	0	0	0	
2	GK	POLIVKA Patrik	2	0	0	0	0	
3	F	STASTNY Tomas	2	1	1	2	2	+4
4	F	MATEJKA Filip	2	0	1	1	0	+2
5	F	NOVAK Dominik	2	0	0	0	0	+1
7	D	DALECKY Jan +A	2	3	1	4	2	+3
8	F	MULLER Jan	0	0	0	0	0	0
9	F	HUCKO Petr	2	0	1	1	0	+2
10	F	ARNOST Daniel	2	1	3	4	2	+2
11	D	KOLDA Josef +A	2	1	0	1	0	0
12	D	SVARICEK Filip	2	1	0	1	4	+1
13	F	VANEK Rostislav	2	0	0	0	0	+1
14	D	STEINER Dominik +C	2	0	1	1	0	+2
15	D	ZBORIL Mikulas	2	0	0	0	0	0
16	D	VOJACEK Filip	2	1	0	1	0	0
17	D	BRZOBOHATY Michal	2	0	1	1	0	0
18	D	VRANA Lukas	2	0	1	1	0	0
19	F	SKOLOUD Petr	2	1	0	1	0	0
20	D	GUTWALD Michal	2	0	1	1	4	0
21	F	VALASEK Milan	2	1	0	1	0	0
23	D	PESLAR Jakub	1	0	1	1	25	+1
24	F	ZACHAR David	2	1	2	3	4	+3
25	D	SKVOR Jan	2	0	3	3	0	+3

Head Coach: LISKA Jaroslav

Team: CHN

No	Name	GP	MIP	GA	SVS	SOG	SVS%	GAA
1	WU Jiankun	2	35:56	7	32	39	82.05	11.69
22	SUN Zehao	2	84:04	14	90	104	86.54	9.99

Team: CHN (blue)

No	Pos	Name	GP	G	A	PTS	PIM	+/-
1	GK	WU Jiankun	2	0	0	0	0	
2	D	LI Ning	2	0	0	0	2	-3
3	F	FAN Yi	0	0	0	0	0	0
4	F	YU Xiaolong	0	0	0	0	0	0
5	D	GUAN Tianyi	2	0	0	0	0	-2
6	F	HUANG Peng +C	2	0	0	0	4	-4
7	F	ZHANG Zesen	2	0	0	0	0	-6
8	F	ZUO Tianyou +A	1	1	0	1	0	-3
9	F	LU Hengnan +A	2	0	0	0	14	-7
10	D	ZHANG Jiaqi	2	0	0	0	6	-8
11	F	YU Mingrunze	2	0	0	0	0	-3
12	D	ZHANG Zhen	2	0	0	0	2	-3
13	F	YUE Xinhao	2	0	0	0	0	-4
14	D	ZHANG Zheming	2	0	0	0	0	0
15	F	WU Hao	2	0	0	0	2	-4
16	D	QIAN Jinglin	2	0	0	0	2	-6
17	D	WU Jiasiteng	2	0	0	0	2	-5
18	F	MA Tianyue	2	0	0	0	2	-5
19	F	YANG Zhenyu	2	0	0	0	0	-3
20	F	BAO Jiachang	2	0	0	0	0	-2
21	F	NAN Jiangming	2	0	0	0	0	-1
22	GK	SUN Zehao	2	0	0	0	2	

Head Coach: GORBENKO Oleg

LEGEND

A Assists	D Defence	F Forward	G Goals
GA Goals against	GAA Goals against as average per 60 minutes	GK Goalkeeper	GP Games played
MIP Minutes and seconds played	No Jersey number	PIM Penalties in minutes	Pos Position
PTS Points	SOG Shots on goal	SVS Saves	SVS% Saves in percentage
+/- Plus/minus net	+A Assistant captain	+C Captain	

Timing and Results provided by **TISSOT**



Line-Ups

CZE - CHN

Referee(s)

FIGUILLEM PEREZ de ROZAS Marc (ESP)

Linesmen

AMBROSETTI Flavio (SUI) , VANOOSTEN Nathan (CAN)

Goalkeepers

Team: CZE

No	Name
2	POLIVKA Patrik
1	SLAMA Jiri

Team Line-ups

Team: CZE (white)

No	Pos	Name
7	D	DALECKY Jan +A
14	D	STEINER Dominik +C
20	D	GUTWALD Michal
8	F	MULLER Jan
24	F	ZACHAR David
17	D	BRZOBOHATY Michal
23	D	PESLAR Jakub
25	D	SKVOR Jan
4	F	MATEJKA Filip
21	F	VALASEK Milan
11	D	KOLDA Josef +A
12	D	SVARICEK Filip
18	D	VRANA Lukas
13	F	VANEK Rostislav
19	F	SKOLOUD Petr
15	D	ZBORIL Mikulas
3	F	STASTNY Tomas
5	F	NOVAK Dominik
9	F	HUCKO Petr
10	F	ARNOST Daniel

Head Coach: LISKA Jaroslav

NOT DRESSED:

16 D VOJACEK Filip

Team: CHN

No	Name
22	SUN Zehao
1	WU Jiankun

Team: CHN (blue)

No	Pos	Name
2	D	LI Ning
17	D	WU Jiasiteng
7	F	ZHANG Zesen
8	F	ZUO Tianyou +A
9	F	LU Hengnan +A
10	D	ZHANG Jiaqi
16	D	QIAN Jinglin
6	F	HUANG Peng +C
13	F	YUE Xinhao
15	F	WU Hao
12	D	ZHANG Zhen
14	D	ZHANG Zheming
18	F	MA Tianyue
19	F	YANG Zhenyu
20	F	BAO Jiachang
21	F	NAN Jiangming

Head Coach: GORBENKO Oleg

NOT DRESSED:

3 F FAN Yi
4 F YU Xiaolong
5 D GUAN Tianyi
11 F YU Mingrunze

LEGEND

D	Defence	F	Forward	No	Jersey number	Pos	Position
+A	Assistant captain	+C	Captain				

Timing and Results provided by **TISSOT**



Graphical Line-Ups

CZE - CHN

Referee(s)

PIGUILLEM PEREZ de ROZAS Marc (ESP)

Linesmen

AMBROSETTI Flavio (SUI) , VANOOSTEN Nathan (CAN)

Team: CZE - Czech Republic (white)

Head Coach: LISKA Jaroslav

S1 2 POLIVKA Patrik		
1 SLAMA Jiri		
S2 14 STEINER Dominik +C	S3 20 GUTWALD Michal	
S5 8 MULLER Jan	S4 7 DALECKY Jan +A	S6 24 ZACHAR David
25 SKVOR Jan		23 PESLAR Jakub
17 BRZOBOHATY Michal	4 MATEJKA Filip	21 VALASEK Milan
11 KOLDA Josef +A		12 SVARICEK Filip
13 VANEK Rostislav	18 VRANA Lukas	19 SKOLOUD Petr
3 STASTNY Tomas		15 ZBORIL Mikulas
9 HUCKO Petr	10 ARNOST Daniel	5 NOVAK Dominik

Team: CHN - China P.R. (blue)

Head Coach: GORBENKO Oleg

S1 22 SUN Zehao		
1 WU Jiankun		
S3 17 WU Jiasiteng	S2 2 LI Ning	
S4 7 ZHANG Zesen	S6 9 LU Hengnan +A	S5 8 ZUO Tianyou +A
10 ZHANG Jiaqi		16 QIAN Jinglin
13 YUE Xinhao	6 HUANG Peng +C	15 WU Hao
12 ZHANG Zhen		14 ZHANG Zheming
19 YANG Zhenyu	18 MA Tianyue	20 BAO Jiachang
21 NAN Jiangming		

LEGEND

Sn Starting position

+A Assistant captain

+C Captain

Timing and Results provided by **TISSOT**



Game Summary

CZE - CHN 9 - 0 (1 - 0, 3 - 0, 5 - 0)

Spectators	Referee(s)	Linesmen
1100	PIGUILLEM PEREZ de ROZAS Marc (ESP)	AMBROSETTI Flavio (SUI) , VANOOSTEN Nathan (CAN)

Team Statistics

Period	Score	SVS	SOG	PIM	TPP	PPG	SHG
1	1 : 0	1 : 32	33 : 1	2 : 2	01:48 : 02:00	1 : 0	0 : 0
2	3 : 0	2 : 33	36 : 2	2 : 2	02:00 : 02:00	0 : 0	0 : 0
3	5 : 0	1 : 27	32 : 1	0 : 6	04:46 : 00:00	1 : 0	0 : 0
Total	9 : 0	4 : 92	101 : 4	4 : 10	08:34 : 04:00	2 : 0	0 : 0

1st Period

Action	Time	ET/Res	Team	Type	No	Name	(G)	Name of Assistant(s) / Action Description
GK	00:00		CZE		2	POLIVKA P		- Goalkeeper in
GK	00:00		CHN		22	SUN Z		- Goalkeeper in
Penalty	09:07	11:07	CZE	2 min.	21	VALASEK M		- Tripping
Penalty	18:04	19:52	CHN	2 min.	6	HUANG P		- Cross-Checking
Goal	19:52	1 : 0	CZE	PP1	24	ZACHAR D	(2)	7 DALECKY J 14 STEINER D On Ice CZE 2 7 8 14 20 24 CHN 22 12 13 15 17 *

2nd Period

Action	Time	ET/Res	Team	Type	No	Name	(G)	Name of Assistant(s) / Action Description
Penalty	24:43	26:43	CHN	2 min.	17	WU J		- Hooking
Goal	27:12	2 : 0	CZE	EQ	4	MATEJKA F	(1)	19 SKOLOUD P 3 STASTNY T On Ice CZE 2 3 4 19 20 25 CHN 22 6 8 15 16 17
Penalty	28:29	30:29	CZE	2 min.	14	STEINER D		- Hooking
Goal	32:22	3 : 0	CZE	EQ	13	VANEK R	(1)	17 BRZOBOHATY M 12 SVARICEK F On Ice CZE 2 11 12 13 17 18 CHN 22 6 10 15 16 21
Goal	36:59	4 : 0	CZE	EQ	24	ZACHAR D	(3)	7 DALECKY J On Ice CZE 2 7 8 14 20 24 CHN 22 2 7 8 9 17

3rd Period

Action	Time	ET/Res	Team	Type	No	Name	(G)	Name of Assistant(s) / Action Description
Penalty	42:14	43:57	CHN	2 min.	10	ZHANG J		- Tripping
Penalty	43:00	45:00	CHN	2 min.	17	WU J		- Roughing
Goal	43:57	5 : 0	CZE	PP2	13	VANEK R	(2)	11 KOLDA J 23 PESLAR J On Ice CZE 2 11 13 17 18 23 CHN 22 2 12 15 *
Time-out	47:21		CHN					
Goal	47:30	6 : 0	CZE	EQ	13	VANEK R	(3)	18 VRANA L 11 KOLDA J On Ice CZE 2 11 12 13 17 18 CHN 22 7 8 9 10 16
GK	47:30		CHN		1	WU J		- Goalkeeper in
Penalty	51:04	53:04	CHN	2 min.	10	ZHANG J		- Holding an opponent
Goal	55:51	7 : 0	CZE	EQ	7	DALECKY J	(4)	On Ice CZE 2 7 8 14 20 24 CHN 1 6 10 13 15 16
Goal	58:27	8 : 0	CZE	EQ	13	VANEK R	(4)	17 BRZOBOHATY M On Ice CZE 2 11 12 13 17 18 CHN 1 6 10 13 15 16
Goal	58:43	9 : 0	CZE	EQ	24	ZACHAR D	(4)	8 MULLER J On Ice CZE 2 7 8 14 20 24 CHN 1 2 7 8 9 17
GK	60:00		CZE					2 POLIVKA P - Goalkeeper out
GK	60:00		CHN					1 WU J - Goalkeeper out

Goalkeeper Records

Team : CZE - Czech Republic

Team : CHN - China P.R.

No	Name	SOG	SVS	MIP	No	Name	SOG	SVS	MIP
2	POLIVKA Patrik	4	4	60:00	22	SUN Zehao	81	75	47:30
1	SLAMA Jiri				1	WU Jiankun	20	17	12:30

Timing and Results provided by **TISSOT**



Game Statistics

Team : CZE (white)

Head Coach : LISKA Jaroslav

No	Pos	Name	G	A	P	PIM	FO+	FO-	FO+/-	FO%	Shots on Goal				TS	+/-
											1	2	3	OT		
7	D	DALECKY Jan +A	1	2	3	0	10	6	4	62.50	3	3	4		10	+3
8	F	MULLER Jan	0	1	1	0	0	0	0	0.00	1	5	2		8	+3
14	D	STEINER Dominik +C	0	1	1	2	0	0	0	0.00	2	0	1		3	+3
20	D	GUTWALD Michal	0	0	0	0	0	0	0	0.00	0	0	0		0	+4
24	F	ZACHAR David	3	0	3	0	6	4	2	60.00	3	3	3		9	+3
4	F	MATEJKA Filip	1	0	1	0	8	4	4	66.67	4	4	0		8	+1
17	D	BRZOBHATY Michal	0	2	2	0	0	0	0	0.00	1	1	3		5	+3
21	F	VALASEK Milan	0	0	0	2	5	2	3	71.43	3	0	1		4	0
23	D	PESLAR Jakub	0	1	1	0	0	0	0	0.00	4	3	3		10	0
25	D	SKVOR Jan	0	0	0	0	0	0	0	0.00	1	1	0		2	+1
11	D	KOLDA Josef +A	0	2	2	0	0	0	0	0.00	0	2	3		5	+3
12	D	SVARICEK Filip	0	1	1	0	0	0	0	0.00	1	4	0		5	+3
13	F	VANEK Rostislav	4	0	4	0	0	0	0	0.00	3	2	6		11	+3
18	D	VRANA Lukas	0	1	1	0	14	6	8	70.00	0	1	0		1	+3
19	F	SKOLOUD Petr	0	1	1	0	0	1	-1	0.00	0	2	0		2	+1
3	F	STASTNY Tomas	0	1	1	0	0	0	0	0.00	0	0	2		2	+1
5	F	NOVAK Dominik	0	0	0	0	0	0	0	0.00	2	0	3		5	0
9	F	HUCKO Petr	0	0	0	0	8	4	4	66.67	1	1	0		2	0
10	F	ARNOST Daniel	0	0	0	0	9	4	5	69.23	2	1	1		4	0
15	D	ZBORIL Mikulas	0	0	0	0	0	0	0	0.00	2	3	0		5	0
1	GK	SLAMA Jiri	0	0	0	0					0	0	0		0	
2	GK	POLIVKA Patrik	0	0	0	0					0	0	0		0	
Total			9	13	22	4	60	31	29	65.93	33	36	32		101	

Team : CHN (blue)

Head Coach : GORBENKO Oleg

No	Pos	Name	G	A	P	PIM	FO+	FO-	FO+/-	FO%	Shots on Goal				TS	+/-
											1	2	3	OT		
2	D	LI Ning	0	0	0	0	0	0	0	0.00	0	0	0		0	-2
7	F	ZHANG Zesen	0	0	0	0	2	6	-4	25.00	0	0	0		0	-3
8	F	ZUO Tianyou +A	0	0	0	0	1	2	-1	33.33	1	0	0		1	-4
9	F	LU Hengnan +A	0	0	0	0	14	21	-7	40.00	0	0	0		0	-3
17	D	WU Jiasiteng	0	0	0	4	0	0	0	0.00	0	1	0		1	-3
6	F	HUANG Peng +C	0	0	0	2	11	24	-13	31.43	0	0	0		0	-4
10	D	ZHANG Jiaqi	0	0	0	4	0	0	0	0.00	0	1	1		2	-4
13	F	YUE Xinhao	0	0	0	0	0	1	-1	0.00	0	0	0		0	-2
15	F	WU Hao	0	0	0	0	0	2	-2	0.00	0	0	0		0	-4
16	D	QIAN Jinglin	0	0	0	0	0	0	0	0.00	0	0	0		0	-5
12	D	ZHANG Zhen	0	0	0	0	0	0	0	0.00	0	0	0		0	0
14	D	ZHANG Zheming	0	0	0	0	0	0	0	0.00	0	0	0		0	0
18	F	MA Tianyue	0	0	0	0	0	0	0	0.00	0	0	0		0	0
19	F	YANG Zhenyu	0	0	0	0	3	4	-1	42.86	0	0	0		0	0
20	F	BAO Jiachang	0	0	0	0	0	0	0	0.00	0	0	0		0	0
21	F	NAN Jiangming	0	0	0	0	0	0	0	0.00	0	0	0		0	-1
1	GK	WU Jiankun	0	0	0	0					0	0	0		0	
22	GK	SUN Zehao	0	0	0	0					0	0	0		0	
Total			0	0	0	10	31	60	-29	34.07	1	2	1		4	

Group A

R	Team	GP	W	OTW	OTL	L	GDF	GF:GA	PTS
1	CZE	3	3	0	0	0	+15	20 : 5	9
2	SVK	2	1	0	0	1	+9	16 : 7	3
3	ESP	2	1	0	0	1	+5	10 : 5	3
4	CHN	3	0	0	0	3	-29	1 : 30	0

	CHN	CZE	ESP	SVK
CHN	*****	0:9	0:8	1:13
CZE	9:0	*****	5:2	6:3
ESP	8:0	2:5	*****	SUN 08 FEB 20:30
SVK	13:1	3:6	SUN 08 FEB 20:30	*****



LEGEND							
(G)	Goals in tournament	*	does not count for Plus/minus	+/-	Plus/minus net	+A	Assistant captain
+C	Captain	A	Assists	D	Defence	EQ	Equal strength
ET/Res	Penalty end time/Result of game	F	Forward	FO-	Face-offs lost	FO%	Face-offs won as percentage
FO+	Face-offs won	FO+/-	Face-offs net	G	Goals	GA	Goals against
GDF	Goal difference	GF	Goals for	GK	Goalkeeper	GP	Games played
L	Losses	MIP	Minutes in play (GK)	No	Jersey number	OT	Overtime
OTL	Overtime losses	OTW	Overtime wins	P	Points	PIM	Penalties in minutes
Pos	Position	PP1	Power play - 1 player	PP2	Power play - 2 players	PPG	Power play goals
PTS	Points	R	Rank	SHG	Shorthanded goals	SOG	Shots on goal
SVS	Saves	TPP	Time on power play	TS	Total shots	W	Wins



Shot Chart

CZE - CHN

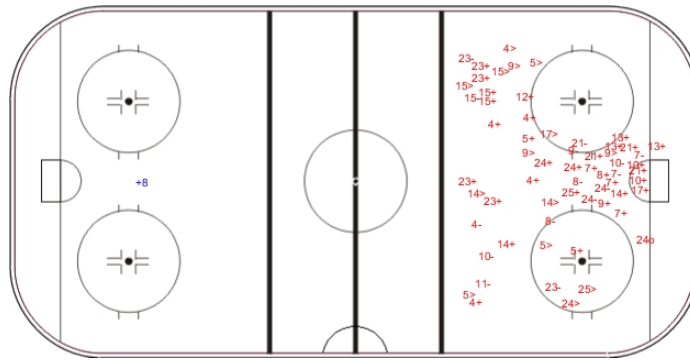
Shots by CHN

Goals (o): 0 SSG (+): 1
SSP (-): 0 SPG (-): 0




GK 2 of CZE

CZE Period: 1 CHN



Shots by CZE

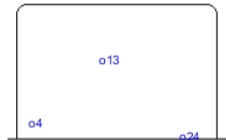
Goals (o): 1 SSG (+): 32
SSP (>): 14 SPG (-): 15



GK 22 of CHN

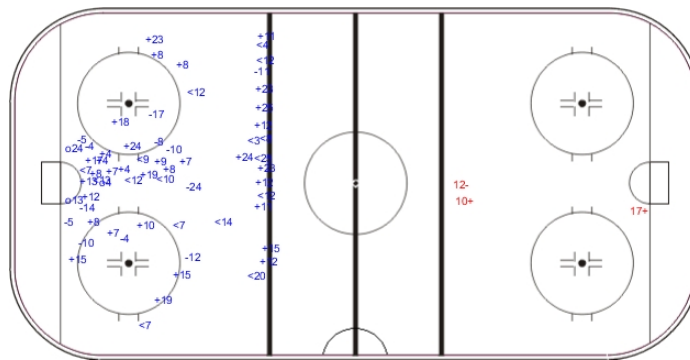
Shots by CZE

Goals (o): 3 SSG (+): 33
SSP (<): 16 SPG (-): 12



GK 22 of CHN

CHN Period: 2 CZE



Shots by CHN

Goals (o): 0 SSG (+): 2
SSP (>): 0 SPG (-): 1



GK 2 of CZE

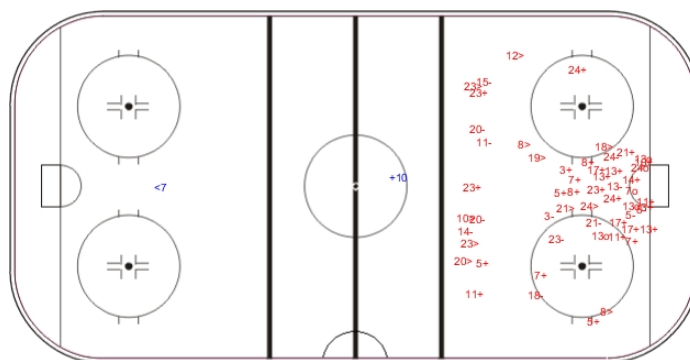
Shots by CHN

Goals (o): 0 SSG (+): 1
SSP (<): 1 SPG (-): 0



GK 2 of CZE

CZE Period: 3 CHN



Shots by CZE

Goals (o): 5 SSG (+): 27
SSP (>): 11 SPG (-): 13



GK 1 of CHN



GK 22 of CHN

LEGEND

GK Goalkeeper **SPG** Shots past goal **SSG** Shots saved by goalkeeper **SSP** Shots saved by player

Timing and Results provided by **TISSOT**



Face-off Chart

CZE - CHN

PERIOD 1

CZE	CHN	CZE	CHN	CZE	CHN	Total wins	
						CZE	CHN
Def. zone	Att. zone	Neutral zone		Att. zone	Def. zone	all zones	
- 19	+ 9	+ 7	- 9	+ 4	- 6	21 / 68%	10 / 32%
		+ 10	- 9	+ 9	- 19		
		- 10	+ 6	+ 10	- 7		
		- 7	+ 9	+ 24	- 6		
				+ 24	- 6		
				+ 4	- 9		
				+ 18	- 6		
				+ 9	- 19		
				- 7	+ 19		
				+ 4	- 9		
				+ 4	- 6		
				- 4	+ 19		
				+ 18	- 7		
				+ 18	- 9		
				- 18	+ 19		
				- 4	+ 9		
				- 18	+ 7		
				- 18	+ 6		
				+ 10	- 6		
				+ 10	- 6		
				+ 9	- 19		
				- 24	+ 9		
				+ 21	- 9		
				+ 18	- 6		
				+ 18	- 7		
				+ 10	- 7		
Total wins / period	0 / 0%	1 / 100%	2 / 50%	2 / 50%	19 / 73%	7 / 27%	

PERIOD 2

CZE	CHN	CZE	CHN	CZE	CHN	Total wins	
						CZE	CHN
Def. zone	Att. zone	Neutral zone		Att. zone	Def. zone	all zones	
- 10	+ 9	- 7	+ 9	- 4	+ 6	25 / 71%	10 / 29%
+ 9	- 9	+ 18	- 19	- 9	+ 9		
		+ 7	- 6	+ 18	- 6		
		+ 7	- 9	+ 18	- 6		
		- 9	+ 6	+ 24	- 8		
		- 18	+ 9	- 24	+ 6		
		+ 10	- 6	+ 24	- 9		
		- 7	+ 6	+ 7	- 6		
		+ 18	- 6	+ 4	- 9		
		+ 4	- 6	+ 9	- 6		
				+ 9	- 9		
				+ 24	- 6		
				+ 4	- 9		
				+ 18	- 9		
				+ 9	- 6		
				+ 9	- 13		
				+ 7	- 9		
				- 7	+ 9		
Total wins / period							

Timing and Results provided by TISSOT



Preliminary round - Group A, Game 14

				+ 4	- 9
				+ 18	- 9
				+ 10	- 9
				+ 7	- 6
				- 4	+ 8
1 / 50%	1 / 50%	6 / 60%	4 / 40%	18 / 78%	5 / 22%

PERIOD 3

	CZE		CHN		CZE		CHN		CZE		CHN		Total wins all zones				
	Def. zone	Att. zone	Neutral zone		Att. zone	Def. zone	Neutral zone		Att. zone	Def. zone	Total wins all zones						
	- 9	+ 9	- 7	+ 9	+ 7	- 9	- 7	+ 9	+ 7	- 9	- 7	+ 9	<table border="1"> <thead> <tr> <th>CZE</th> <th>CHN</th> </tr> </thead> <tbody> <tr> <td>14 / 56%</td> <td>11 / 44%</td> </tr> </tbody> </table>	CZE	CHN	14 / 56%	11 / 44%
CZE	CHN																
14 / 56%	11 / 44%																
			+ 7	- 7	+ 18	- 6	+ 7	- 7	+ 18	- 6	+ 7	- 7					
			- 10	+ 6	+ 24	- 8	- 10	+ 6	+ 24	- 8	- 10	+ 6					
			+ 7	- 15	+ 18	- 15	+ 7	- 15	+ 18	- 15	+ 7	- 15					
			+ 21	- 9	+ 10	- 6	+ 21	- 9	+ 10	- 6	+ 21	- 9					
			+ 21	- 9	- 9	+ 6	+ 21	- 9	- 9	+ 6	+ 21	- 9					
			- 21	+ 6	+ 21	- 6	- 21	+ 6	+ 21	- 6	- 21	+ 6					
			+ 7	- 9	+ 18	- 7	+ 7	- 9	+ 18	- 7	+ 7	- 9					
			+ 21	- 6	- 18	+ 9	+ 21	- 6	- 18	+ 9	+ 21	- 6					
					- 24	+ 7			- 24	+ 7							
					+ 10	- 6			+ 10	- 6							
					- 18	+ 9			- 18	+ 9							
					- 24	+ 6			- 24	+ 6							
					- 10	+ 9			- 10	+ 9							
Total wins / period	0 / 0%	1 / 100%	6 / 67%	3 / 33%	8 / 53%	7 / 47%											

TOTAL

	CZE		CHN		CZE		CHN		CZE		CHN		Total wins all zones			
	Def. zone	Att. zone	Neutral zone		Att. zone	Def. zone	Neutral zone		Att. zone	Def. zone	Total wins all zones					
Total wins / game	1 / 25%	3 / 75%	14 / 61%	9 / 39%	45 / 70%	19 / 30%					<table border="1"> <thead> <tr> <th>CZE</th> <th>CHN</th> </tr> </thead> <tbody> <tr> <td>60 / 66%</td> <td>31 / 34%</td> </tr> </tbody> </table>		CZE	CHN	60 / 66%	31 / 34%
CZE	CHN															
60 / 66%	31 / 34%															



HEAD TO HEAD

	CHN							Tot	wins CZE	Dz	Nz	Az	
	No.	6	7	8	9	13	15						19
CZE	4	3 - 1		0 - 1	5 - 1			0 - 1	12	8 67%		1 100%	7 64%
	7	3 - 1	1 - 0		5 - 4		1 - 0	0 - 1	16	10 63%		6 60%	4 67%
	9	2 - 2			2 - 2	1 - 0		3 - 0	12	8 67%	1 50%	0 0%	7 78%
	10	5 - 2	2 - 0		2 - 2				13	9 69%	0 0%	2 50%	7 88%
	18	6 - 1	3 - 1		3 - 3		1 - 0	1 - 1	20	14 70%		2 67%	12 71%
	19				0 - 1				1	0 0%	0 0%		
	21	2 - 2			3 - 0				7	5 71%		3 75%	2 67%
	24	3 - 2	0 - 1	2 - 0	1 - 1				10	6 60%			6 60%
Tot	35	8	3	35	1	2	7	91	60 66%	1 25%	14 61%	45 70%	
wins CHN	11 31%	2 25%	1 33%	14 40%	0 0%	0 0%	3 43%	31 34%					
Dz	6 24%	2 29%	1 33%	7 33%	0 0%	0 0%	3 50%	19 30%					
Nz	5 50%	0 0%		4 40%		0 0%	0 0%	9 39%					
Az				3 75%				3 75%					

LEGEND

Az Attacking zone **Dz** Defending zone **Nz** Neutral zone **Tot** Total face-offs played

Timing and Results provided by **TISSOT**



Game Roster

ESP - SVK

Referee(s)

OSKIRKO Iurii (RUS)

Linesmen

HEINONEN Timo (FIN) , LIU Ren (CHN)

Goalkeepers

Team: ESP

No	Name	GP	MIP	GA	SVS	SOG	SVS%	GAA
1	ALCAINE Ander	2	120:00	5	88	93	94.62	2.50
25	GARCIA Ignacio	2	00:00	0	0	0	0.00	0.00

Team Roster

Team: ESP (black)

No	Pos	Name	GP	G	A	PTS	PIM	+/-
1	GK	ALCAINE Ander	2	0	0	0	10	
2	D	ALASTRUEY Hector	2	0	1	1	0	0
3	D	GAINZA Inigo +A	2	0	1	1	2	+1
4	D	VEA Jorge	0	0	0	0	0	0
5	F	BETRAN Adrian	2	1	1	2	4	+2
7	F	BURGOS Jorge	2	0	0	0	2	+2
8	F	PUYUELO Pablo	2	1	0	1	2	0
9	F	GONZALEZ Gaston	2	0	0	0	2	+1
10	D	BRAVO Juan Francisco	2	0	0	0	0	+1
11	F	MUNOZ Juan	2	1	1	2	0	+3
12	F	PEDRAZ Alejandro	2	0	1	1	0	0
13	F	GONZALEZ Pol +C	2	1	1	2	0	+2
14	F	CARBONELL Alejandro	2	1	0	1	0	0
15	F	GARCIA-ARIAS Javier	2	1	1	2	2	+3
16	F	MECO Aitor	2	0	0	0	0	-1
17	F	FERNANDEZ-POLA Angel	2	0	0	0	0	-1
18	F	SOLORIZANO Ignacio	0	0	0	0	0	0
19	D	UBIETO Adrian	2	2	3	5	2	+3
22	F	FUENTES Patricio +A	2	1	4	5	0	+3
23	F	QUEVEDO Carlos	2	1	3	4	2	+3
24	D	VEA Alex	2	0	0	0	0	+1
25	GK	GARCIA Ignacio	2	0	0	0	0	

Head Coach: TUOMI Timo

Team: SVK

No	Name	GP	MIP	GA	SVS	SOG	SVS%	GAA
1	HALO Juraj	2	60:00	1	10	11	90.91	1.00
2	ZIAK Jan	2	60:00	6	43	49	87.76	6.00

Team: SVK (white)

No	Pos	Name	GP	G	A	PTS	PIM	+/-
1	GK	HALO Juraj	2	0	0	0	0	
2	GK	ZIAK Jan	2	0	0	0	0	
6	F	UHNAK Martin	2	2	2	4	2	+1
9	D	KOPECKY Peter	2	0	2	2	0	+3
10	F	HUS Roman	2	0	0	0	0	-1
11	F	KETNER Nicolas	2	1	1	2	2	-1
12	D	PALOVIC Patrik	2	0	0	0	0	+2
13	D	RUSINA Tomas +A	2	0	2	2	0	+2
14	F	BACA Kristian	2	1	0	1	2	+1
15	F	TRENCAN Matus	2	1	1	2	2	+2
16	F	ZLOCHA Jan +A	2	2	1	3	2	+3
17	F	PIACKA Edmund +C	2	1	2	3	4	+1
18	D	SUCHARDA Andrej	2	0	1	1	2	+1
19	F	GAPA Peter	2	2	2	4	2	+1
20	F	MIHALIK Denis	2	2	1	3	0	0
22	F	PARDAVY Jan	2	1	1	2	2	0
23	F	MARUSIAK Marek	2	0	3	3	0	+1
25	F	KENTOS Jozef	2	0	0	0	0	+1
26	D	SZABO Patrik	2	0	2	2	0	+1
27	D	LUNTER Peter	2	2	1	3	2	+1
28	F	BUDIAK Matus	2	1	0	1	0	-1
29	D	NOCIAR Denis	2	0	0	0	0	+1

Head Coach: VYBOH Andrej

LEGEND

A Assists	D Defence	F Forward	G Goals
GA Goals against	GAA Goals against as average per 60 minutes	GK Goalkeeper	GP Games played
MIP Minutes and seconds played	No Jersey number	PIM Penalties in minutes	Pos Position
PTS Points	SOG Shots on goal	SVS Saves	SVS% Saves in percentage
+/- Plus/minus net	+A Assistant captain	+C Captain	

Timing and Results provided by **TISSOT**



Line-Ups

ESP - SVK

Referee(s)

OSKIRKO Iurii (RUS)

Linesmen

HEINONEN Timo (FIN) , LIU Ren (CHN)

Goalkeepers

Team: ESP

No Name

1 ALCAINE Ander
25 GARCIA Ignacio

Team Line-ups

Team: ESP (black)

No Pos Name

3	D	GAINZA Inigo +A
19	D	UBIETO Adrian
13	F	GONZALEZ Pol +C
22	F	FUENTES Patricio +A
23	F	QUEVEDO Carlos
2	D	ALASTRUEY Hector
24	D	VEA Alex
5	F	BETRAN Adrian
11	F	MUNOZ Juan
15	F	GARCIA-ARIAS Javier
10	D	BRAVO Juan Francisco
7	F	BURGOS Jorge
8	F	PUYUELO Pablo
9	F	GONZALEZ Gaston
14	F	CARBONELL Alejandro
12	F	PEDRAZ Alejandro
16	F	MECO Aitor
17	F	FERNANDEZ-POLA Angel
18	F	SOLORZANO Ignacio

Head Coach: TUOMI Timo

NOT DRESSED:

4 D VEA Jorge

Team: SVK

No Name

1 HALO Juraj
2 ZIAK Jan

Team: SVK (white)

No Pos Name

27	D	LUNTER Peter
6	F	UHNAK Martin
11	F	KETNER Nicolas
17	F	PIACKA Edmund +C
20	F	MIHALIK Denis
9	D	KOPECKY Peter
13	D	RUSINA Tomas +A
10	F	HUS Roman
19	F	GAPA Peter
22	F	PARDAVY Jan
12	D	PALOVIC Patrik
29	D	NOCIAR Denis
15	F	TRENCAN Matus
16	F	ZLOCHA Jan +A
23	F	MARUSIAK Marek
18	D	SUCHARDA Andrej
26	D	SZABO Patrik
14	F	BACA Kristian
28	F	BUDIAK Matus


Head Coach: VYBOH Andrej

NOT DRESSED:

25 F KENTOS Jozef

LEGEND

D	Defence	F	Forward	No	Jersey number	Pos	Position
+A	Assistant captain	+C	Captain				

Timing and Results provided by  TISSOT



Graphical Line-Ups

ESP - SVK

Referee(s)

OSKIRKO Iurii (RUS)

Linesmen

HEINONEN Timo (FIN) , LIU Ren (CHN)

Team: ESP - Spain (black)

Head Coach: TUOMI Timo

S1 1 ALCAINE Ander		25 GARCIA Ignacio	
S2 3 GAINZA Inigo +A	S3 19 UBIETO Adrian		
S4 13 GONZALEZ Pol +C	S5 22 FUENTES Patricio +A	S6 23 QUEVEDO Carlos	
2 ALASTRUEY Hector		24 VEA Alex	
11 MUNOZ Juan	5 BETRAN Adrian	15 GARCIA-ARIAS Javier	
7 BURGOS Jorge		10 BRAVO Juan Francisco	
9 GONZALEZ Gaston	14 CARBONELL Alejandro	8 PUYUELO Pablo	
18 SOLORZANO Ignacio			
16 MECO Aitor	17 FERNANDEZ-POLA Angel	12 PEDRAZ Alejandro	

Team: SVK - Slovakia (white)

Head Coach: VYBOH Andrej

S1 1 HALO Juraj		2 ZIAK Jan	
S2 11 KETNER Nicolas	S3 27 LUNTER Peter		
S4 6 UHNAK Martin	S6 20 MIHALIK Denis	S5 17 PIACKA Edmund +C	
13 RUSINA Tomas +A		9 KOPECKY Peter	
22 PARDAVY Jan	10 HUS Roman	19 GAPA Peter	
29 NOCIAR Denis		12 PALOVIC Patrik	
15 TRENCAN Matus	23 MARUSIAK Marek	16 ZLOCHA Jan +A	
		18 SUCHARDA Andrej	
14 BACA Kristian	26 SZABO Patrik	28 BUDIAK Matus	

LEGEND

Sn Starting position

+A Assistant captain

+C Captain

Timing and Results provided by **TISSOT**



Game Summary

ESP - SVK 2 - 5 (1 - 1, 0 - 3, 1 - 1)

Spectators	Referee(s)	Linesmen
5100	OSKIRKO Iurii (RUS)	HEINONEN Timo (FIN) , LIU Ren (CHN)

Team Statistics

Period	Score	SVS	SOG	PIM	TPP	PPG	SHG
1	1 : 1	20 : 12	13 : 21	4 : 6	03:11 : 02:00	1 : 0	0 : 0
2	0 : 3	16 : 6	6 : 19	4 : 4	02:35 : 02:35	0 : 0	0 : 0
3	1 : 1	18 : 9	10 : 19	4 : 6	03:26 : 04:00	1 : 0	0 : 0
Total	2 : 5	54 : 27	29 : 59	12 : 16	09:12 : 08:35	2 : 0	0 : 0

1st Period

Action	Time	ET/Res	Team	Type	No	Name	(G)	Name of Assistant(s) / Action Description
GK	00:00		ESP		1	ALCAINE A		- Goalkeeper in
GK	00:00		SVK		1	HALO J		- Goalkeeper in
Goal	03:01	0 : 1	SVK	EQ	6	UHNAK M	(3)	20 MIHALIK D On Ice ESP 1 2 13 22 23 24 17 PIACKA E SVK 1 6 11 17 20 27
Penalty	09:13	10:24	SVK	2 min.	6	UHNAK M		- Hooking
Goal	10:24	1 : 1	ESP	PP1	15	GARCIA-ARIAS J	(2)	5 BETRAN A On Ice ESP 1 3 5 9 14 15 3 GAINZA I SVK 1 11 17 20 22 *
Penalty	10:45	12:45	SVK	2 min.	15	TRENCAN M		- Charging
Penalty	12:49	14:49	ESP	2 min.	17	FERNANDEZ-POLA A		- Tripping
Penalty	17:06	19:06	SVK	2 min.	6	UHNAK M		- Roughing
Penalty	17:06	19:06	ESP	2 min.	3	GAINZA I		- Roughing

2nd Period

Action	Time	ET/Res	Team	Type	No	Name	(G)	Name of Assistant(s) / Action Description
Penalty	26:46	28:46	SVK	2 min.	13	RUSINA T		- Interference
Penalty	27:21	29:21	ESP	2 min.	18	SOLORZANO I		- Roughing
Goal	29:24	1 : 2	SVK	EQ	13	RUSINA T	(1)	12 PALOVIC P On Ice ESP 1 2 5 12 18 24 9 KOPECKY P SVK 1 9 12 13 19 20
Goal	32:42	1 : 3	SVK	EQ	17	PIACKA E	(2)	15 TRENCAN M On Ice ESP 1 10 13 19 22 23 SVK 1 15 17 20 27 29
Penalty	33:16	35:16	SVK	2 min.	17	PIACKA E		- Hooking
Goal	37:04	1 : 4	SVK	EQ	19	GAPA P	(3)	22 PARDAVY J On Ice ESP 1 3 7 12 17 18 SVK 1 9 10 13 19 22
Penalty	37:22	39:22	ESP	2 min.	10	BRAVO JF		- Holding the Stick

3rd Period

Action	Time	ET/Res	Team	Type	No	Name	(G)	Name of Assistant(s) / Action Description
Penalty	40:22	42:22	SVK	2 min.	20	MIHALIK D		- Tripping
Goal	44:59	1 : 5	SVK	EQ	11	KETNER N	(2)	20 MIHALIK D On Ice ESP 1 2 3 8 9 14 6 UHNAK M SVK 1 6 11 17 20 27
Penalty	46:19	48:19	ESP	2 min.	7	BURGOS J		- Slashing
Penalty	51:17	53:17	ESP	2 min.	2	ALASTRUEY H		- Hooking
Time-out	57:39		SVK					
Penalty	58:29	59:55	SVK	2 min.	10	HUS R		- Hooking
GK	59:26		ESP					1 ALCAINE A - Goalkeeper out
Goal	59:55	2 : 5	ESP	PP1 EA	22	FUENTES P	(2)	12 PEDRAZ A On Ice ESP 3 11 12 15 22 23 11 MUNOZ J SVK 1 12 16 17 22 *
GK	60:00		SVK					1 HALO J - Goalkeeper out
Penalty	60:00	60:00	SVK	2 min.	12	PALOVIC P		- Slashing

Goalkeeper Records

Team : ESP - Spain

Team : SVK - Slovakia

No	Name	SOG	SVS	MIP	No	Name	SOG	SVS	MIP
1	ALCAINE Ander	59	54	59:26	1	HALO Juraj	29	27	60:00
25	GARCIA Ignacio				2	ZIAK Jan			

Timing and Results provided by **TISSOT**



Game Statistics

Team : ESP (black)

Head Coach : TUOMI Timo

No	Pos	Name	G	A	P	PIM	FO+	FO-	FO+/-	FO%	Shots on Goal				TS	+/-
											1	2	3	OT		
3	D	GAINZA Inigo +A	0	1	1	2	0	0	0	0.00	0	2	0		2	-2
13	F	GONZALEZ Pol +C	0	0	0	0	0	0	0	0.00	0	0	0		0	-2
19	D	UBIETO Adrian	0	0	0	0	0	0	0	0.00	1	1	0		2	-1
22	F	FUENTES Patricio +A	1	0	1	0	21	10	11	67.74	1	0	2		3	-2
23	F	QUEVEDO Carlos	0	0	0	0	0	2	-2	0.00	0	1	0		1	-2
2	D	ALASTRUEY Hector	0	0	0	2	0	0	0	0.00	0	0	0		0	-3
5	F	BETRAN Adrian	0	1	1	0	11	2	9	84.62	0	0	1		1	-1
11	F	MUNOZ Juan	0	1	1	0	7	5	2	58.33	5	0	3		8	0
15	F	GARCIA-ARIAS Javier	1	0	1	0	0	0	0	0.00	1	1	2		4	0
24	D	VEA Alex	0	0	0	0	0	0	0	0.00	0	0	0		0	-2
7	F	BURGOS Jorge	0	0	0	2	0	0	0	0.00	0	0	0		0	-1
8	F	PUYUELO Pablo	0	0	0	0	1	2	-1	33.33	0	0	0		0	-1
9	F	GONZALEZ Gaston	0	0	0	0	2	1	1	66.67	0	0	0		0	-1
10	D	BRAVO Juan Francisco	0	0	0	2	0	0	0	0.00	2	0	0		2	-1
14	F	CARBONELL Alejandro	0	0	0	0	2	4	-2	33.33	1	0	1		2	-1
12	F	PEDRAZ Alejandro	0	1	1	0	0	1	-1	0.00	1	0	1		2	-2
16	F	MECO Aitor	0	0	0	0	0	1	-1	0.00	1	0	0		1	0
17	F	FERNANDEZ-POLA Angel	0	0	0	2	6	3	3	66.67	0	0	0		0	-1
18	F	SOLORZANO Ignacio	0	0	0	2	0	0	0	0.00	0	1	0		1	-2
1	GK	ALCAINE Ander	0	0	0	0					0	0	0		0	
25	GK	GARCIA Ignacio	0	0	0	0					0	0	0		0	
Total			2	4	6	12	50	31	19	61.73	13	6	10		29	

Team : SVK (white)

Head Coach : VYBOH Andrej

No	Pos	Name	G	A	P	PIM	FO+	FO-	FO+/-	FO%	Shots on Goal				TS	+/-
											1	2	3	OT		
6	F	UHNAC Martin	1	1	2	4	3	1	2	75.00	2	2	3		7	+2
11	F	KETNER Nicolas	1	0	1	0	0	0	0	0.00	0	1	3		4	+2
17	F	PIACKA Edmund +C	1	1	2	2	0	1	-1	0.00	2	2	0		4	+3
20	F	MIHALIK Denis	0	2	2	2	13	16	-3	44.83	2	0	1		3	+4
27	D	LUNTER Peter	0	0	0	0	0	0	0	0.00	1	0	2		3	+3
9	D	KOPECKY Peter	0	1	1	0	0	0	0	0.00	1	1	0		2	+2
10	F	HUS Roman	0	0	0	2	8	13	-5	38.10	0	2	1		3	+1
13	D	RUSINA Tomas +A	1	0	1	2	0	0	0	0.00	0	1	0		1	+2
19	F	GAPA Peter	1	0	1	0	0	4	-4	0.00	1	3	4		8	+2
22	F	PARDAVY Jan	0	1	1	0	0	0	0	0.00	1	2	2		5	+1
12	D	PALOVIC Patrik	0	1	1	2	0	1	-1	0.00	3	1	0		4	+1
15	F	TRENCAN Matus	0	1	1	2	0	0	0	0.00	2	1	1		4	+1
16	F	ZLOCHA Jan +A	0	0	0	0	3	2	1	60.00	2	3	0		5	0
23	F	MARUSIAK Marek	0	0	0	0	4	10	-6	28.57	0	0	2		2	0
29	D	NOCIAR Denis	0	0	0	0	0	0	0	0.00	3	0	0		3	+1
14	F	BACA Kristian	0	0	0	0	0	0	0	0.00	0	0	0		0	0
18	D	SUCHARDA Andrej	0	0	0	0	0	0	0	0.00	0	0	0		0	0
26	D	SZABO Patrik	0	0	0	0	0	2	-2	0.00	0	0	0		0	0
28	F	BUDIAK Matus	0	0	0	0	0	0	0	0.00	1	0	0		1	0
1	GK	HALO Juraj	0	0	0	0					0	0	0		0	
2	GK	ZIAK Jan	0	0	0	0					0	0	0		0	
Total			5	8	13	16	31	50	-19	38.27	21	19	19		59	



Group A

R	Team	GP	W	OTW	OTL	L	GDF	GF : GA	PTS
1	CZE	3	3	0	0	0	+15	20 : 5	9
2	SVK	3	2	0	0	1	+12	21 : 9	6
3	ESP	3	1	0	0	2	+2	12 : 10	3
4	CHN	3	0	0	0	3	-29	1 : 30	0

	CHN	CZE	ESP	SVK
CHN	*****	0:9	0:8	1:13
CZE	9:0	*****	5:2	6:3
ESP	8:0	2:5	*****	2:5
SVK	13:1	3:6	5:2	*****

LEGEND

(G) Goals in tournament	*	+/- Plus/minus net	+A Assistant captain
+C Captain	A Assists	D Defence	EA Extra attacker
EQ Equal strength	ET/Res Penalty end time/Result of game	F Forward	FO- Face-offs lost
FO% Face-offs won as percentage	FO+ Face-offs won	FO+/- Face-offs net	G Goals
GA Goals against	GDF Goal difference	GF Goals for	GK Goalkeeper
GP Games played	L Losses	MIP Minutes in play (GK)	No Jersey number
OT Overtime	OTL Overtime losses	OTW Overtime wins	P Points
PIM Penalties in minutes	Pos Position	PP1 Power play - 1 player	PPG Power play goals
PTS Points	R Rank	SHG Shorthanded goals	SOG Shots on goal
SVS Saves	TPP Time on power play	TS Total shots	W Wins




Shot Chart

ESP - SVK

Shots by SVK

Goals (o): 1 SSG (+): 20
SSP (-): 3 SPG (-): 5



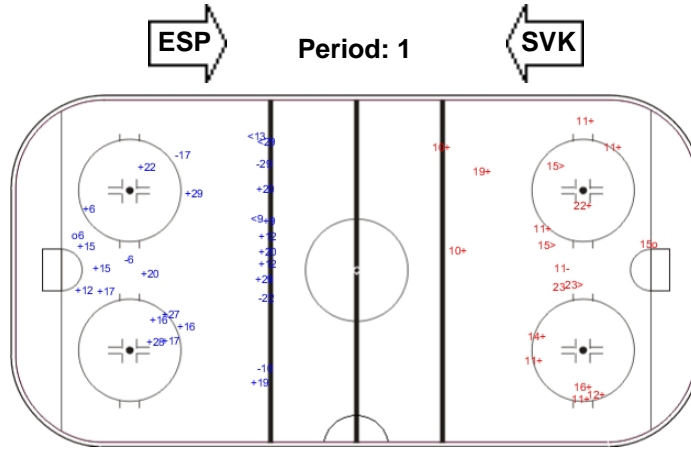
GK 1 of ESP

Shots by ESP

Goals (o): 1 SSG (+): 12
SSP (>): 3 SPG (-): 2

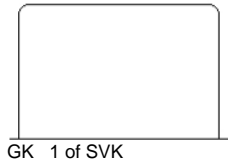


GK 1 of SVK



Shots by ESP


Goals (o): 0 SSG (+): 6
SSP (-): 5 SPG (-): 2



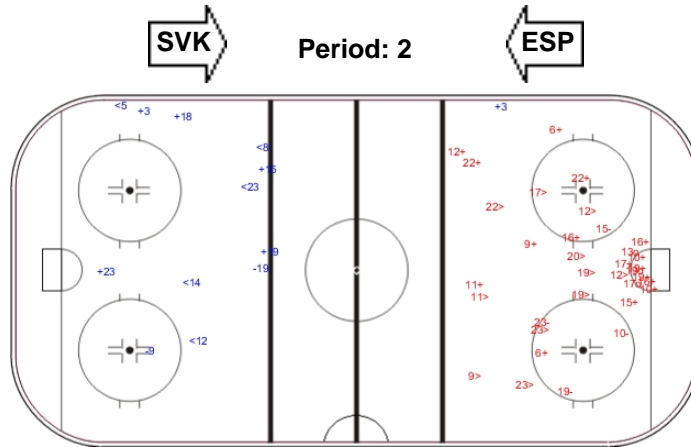
GK 1 of SVK

Shots by SVK

Goals (o): 3 SSG (+): 16
SSP (>): 11 SPG (-): 4

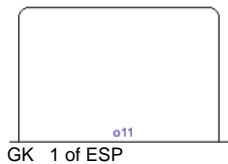


GK 1 of ESP



Shots by SVK

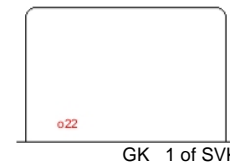
Goals (o): 1 SSG (+): 18
SSP (-): 5 SPG (-): 4



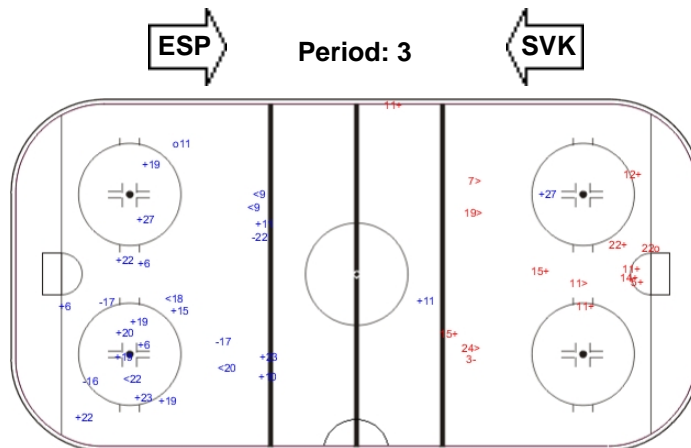
GK 1 of ESP

Shots by ESP

Goals (o): 1 SSG (+): 9
SSP (>): 4 SPG (-): 1



GK 1 of SVK



LEGEND

GK Goalkeeper **SPG** Shots past goal **SSG** Shots saved by goalkeeper **SSP** Shots saved by player

Timing and Results provided by **TISSOT**



Face-off Chart

ESP - SVK

PERIOD 1

ESP	SVK	ESP	SVK	ESP	SVK
Def. zone	Att. zone	Neutral zone		Att. zone	Def. zone
+ 11	- 10	- 22	+ 20	+ 17	- 26
- 14	+ 23	+ 22	- 20	- 12	+ 20
+ 14	- 23	+ 5	- 10	- 5	+ 6
- 14	+ 16	+ 17	- 23	+ 22	- 20
- 23	+ 20	- 9	+ 20	- 22	+ 10
- 17	+ 16			+ 5	- 20
- 23	+ 20			+ 22	- 6
- 11	+ 10			+ 22	- 17
- 11	+ 10			+ 5	- 26
+ 22	- 23				
+ 11	- 20				
+ 22	- 19				
- 11	+ 16				
+ 22	- 23				

Total wins
all zones

Total wins / period

ESP	SVK
15 / 54%	13 / 46%

PERIOD 2

ESP	SVK	ESP	SVK	ESP	SVK
Def. zone	Att. zone	Neutral zone		Att. zone	Def. zone
+ 9	- 10	- 22	+ 20	- 17	+ 20
- 16	+ 20	- 5	+ 10	- 22	+ 10
+ 22	- 12	+ 5	- 23	- 22	+ 6
+ 22	- 10	- 14	+ 20	- 11	+ 10
+ 22	- 10	+ 22	- 20	- 8	+ 10
+ 22	- 20	+ 5	- 20	+ 17	- 23
+ 5	- 23	+ 22	- 16	- 22	+ 20
- 22	+ 23	+ 8	- 20	+ 22	- 19
+ 9	- 10	+ 22	- 23	+ 22	- 10
				+ 17	- 10

Total wins
all zones

Total wins / period

ESP	SVK
17 / 61%	11 / 39%

PERIOD 3

ESP	SVK	ESP	SVK	ESP	SVK
Def. zone	Att. zone	Neutral zone		Att. zone	Def. zone
- 11	+ 10	+ 22	- 20	+ 22	- 19
+ 11	- 10	+ 5	- 10	- 14	+ 20
- 8	+ 20	- 22	+ 6	+ 14	- 10
+ 11	- 20	- 17	+ 23	+ 22	- 16
+ 11	- 20	+ 17	- 23		
+ 22	- 10	- 22	+ 20		
+ 11	- 20	- 22	+ 23		
+ 11	- 20	+ 5	- 20		
+ 22	- 20	+ 5	- 20		
		+ 17	- 23		
		+ 5	- 10		

Total wins
all zones

Total wins / period

ESP	SVK
18 / 72%	7 / 28%



Preliminary round - Group A, Game 15

		+ 5	- 19		
7 / 78%	2 / 22%	8 / 67%	4 / 33%	3 / 75%	1 / 25%

TOTAL

Total wins / game	ESP	SVK	ESP	SVK	ESP	SVK	Total wins all zones	
	Def. zone	Att. zone	Neutral zone		Att. zone	Def. zone	ESP	SVK
	20 / 63%	12 / 37%	17 / 65%	9 / 35%	13 / 57%	10 / 43%	50 / 62%	31 / 38%



HEAD TO HEAD

		SVK									Tot	wins ESP	Dz	Nz	Az
No.	6	10	12	16	17	19	20	23	26						
ESP	5	0 - 1	3 - 1				1 - 0	4 - 0	2 - 0	1 - 0	13	11 85%	1 100%	8 89%	2 67%
	8		0 - 1					1 - 1			3	1 33%	0 0%	1 100%	0 0%
	9		2 - 0					0 - 1			3	2 67%	2 100%	0 0%	
	11		2 - 4		0 - 1			5 - 0			12	7 58%	7 64%		0 0%
	12							0 - 1			1	0 0%			0 0%
	14		1 - 0		0 - 1			0 - 2	1 - 1		6	2 33%	1 33%	0 0%	1 50%
	16							0 - 1			1	0 0%	0 0%		
	17		1 - 0		0 - 1			0 - 1	4 - 1	1 - 0	9	6 67%	0 0%	3 75%	3 75%
	22	1 - 2	4 - 2	1 - 0	2 - 0	1 - 0	3 - 0	6 - 4	3 - 2		31	21 68%	9 90%	5 50%	7 64%
	23							0 - 2			2	0 0%	0 0%		
Tot	4	21	1	5	1	4	29	14	2	81	50 62%	20 63%	17 65%	13 57%	
wins SVK	3 75%	8 38%	0 0%	3 60%	0 0%	0 0%	13 45%	4 29%	0 0%	31 38%					
Dz	2 67%	4 57%		0 0%	0 0%	0 0%	4 67%	0 0%	0 0%	10 43%					
Nz	1 100%	1 25%		0 0%		0 0%	5 42%	2 29%		9 35%					
Az		3 30%	0 0%	3 100%		0 0%	4 36%	2 33%		12 37%					

LEGEND

Az Attacking zone **Dz** Defending zone **Nz** Neutral zone **Tot** Total face-offs played

Timing and Results provided by **TISSOT**



Game Roster

KOR - CAN

Referee(s)

BJALKANDER Patric (SWE)

Goalkeepers

Team: KOR

No	Name	GP	MIP	GA	SVS	SOG	SVS%	GAA
1	BAE Jangwoo	0	00:00	0	0	0	0.00	0.00
20	LEE Changmin	0	00:00	0	0	0	0.00	0.00

Team Roster

Team: KOR (blue)

No	Pos	Name	GP	G	A	PTS	PIM	+/-
1	GK	BAE Jangwoo	0	0	0	0	0	
2	F	BAN Hansoo	0	0	0	0	0	0
3	F	LEE Dounggun	0	0	0	0	0	0
4	F	LEE Sungjin	0	0	0	0	0	0
6	D	LEE Seungwon	0	0	0	0	0	0
7	D	YANG Sunghun	0	0	0	0	0	0
8	F	CHO Hyeonkuk	0	0	0	0	0	0
9	F	BYUNGGEUL Kang	0	0	0	0	0	0
10	F	YOON Sangwon	0	0	0	0	0	0
11	F	YU Shinchul	0	0	0	0	0	0
12	F	HA Jaejun	0	0	0	0	0	0
13	F	OH Seahn	0	0	0	0	0	0
14	D	LEE Sungjun	0	0	0	0	0	0
15	D	LEE Jaegy	0	0	0	0	0	0
16	D	KIM Taegyum	0	0	0	0	0	0
17	D	CHO Seokjun	0	0	0	0	0	0
18	F	KANG Yoonseok	0	0	0	0	0	0
19	F	JANG Hojun	0	0	0	0	0	0
20	GK	LEE Changmin	0	0	0	0	0	
21	F	LIM Jinsoo	0	0	0	0	0	0
22	D	HWANG Wootae	0	0	0	0	0	0
23	D	HAN Geonhee	0	0	0	0	0	0

Head Coach: KIM Heewoo

Linesmen

HEINONEN Timo (FIN) , LORENTSEN BAKLI Gjermund (NOR)

Team: CAN

No	Name	GP	MIP	GA	SVS	SOG	SVS%	GAA
1	LAZARUK Kristopher Robert	0	00:00	0	0	0	0.00	0.00
30	FLETTE Dalyn Ross	0	00:00	0	0	0	0.00	0.00
31	HOLFELD Ryan Michael	0	00:00	0	0	0	0.00	0.00


Team: CAN (white)

No	Pos	Name	GP	G	A	PTS	PIM	+/-
1	GK	LAZARUK Kristopher Robert	0	0	0	0	0	
3	D	DELAHEY Matthew Kenneth	0	0	0	0	0	0
4	D	CURRAN Kodie James	0	0	0	0	0	0
5	D	PAULSEN Luke Eric	0	0	0	0	0	0
6	D	McFAULL Kendall	0	0	0	0	0	0
7	F	MAXWELL Stanley Mitchell	0	0	0	0	0	0
8	D	MANNING Neil Alton	0	0	0	0	0	0
9	F	PEARCE Elgin James Milton	0	0	0	0	0	0
10	F	COLLINS Christopher James	0	0	0	0	0	0
11	F	REDDICK Kruise Allan	0	0	0	0	0	0
12	F	HICKMOTT Jordan Lindsay	0	0	0	0	0	0
15	F	FOWLIE Cody Joseph Allan	0	0	0	0	0	0
16	F	FOSTER Taylor Joseph	0	0	0	0	0	0
17	F	DEPAPE Jordan Matthew Orr	0	0	0	0	0	0
19	F	KOPER Levko Steven John	0	0	0	0	0	0
21	D	ROWLEY Jordan Thomas	0	0	0	0	0	0
22	D	CRAIGE Jesse Wade	0	0	0	0	0	0
23	F	McCALLUM Craig	0	0	0	0	0	0
24	F	FIDDLER Tyler Wayne	0	0	0	0	0	0
25	F	KING Kevin Jarrett	0	0	0	0	0	0
26	F	CARTIER Cody Jessie	0	0	0	0	0	0
30	GK	FLETTE Dalyn Ross	0	0	0	0	0	
31	GK	HOLFELD Ryan Michael	0	0	0	0	0	

Head Coach: ADOLPH David George

LEGEND

A Assists	D Defence	F Forward	G Goals
GA Goals against	GAA Goals against as average per 60 minutes	GK Goalkeeper	GP Games played
MIP Minutes and seconds played	No Jersey number	PIM Penalties in minutes	Pos Position
PTS Points	SOG Shots on goal	SVS Saves	SVS% Saves in percentage
+/- Plus/minus net			

Timing and Results provided by  TISSOT



Line-Ups

KOR - CAN

Referee(s)

BJALKANDER Patric (SWE)

Linesmen

HEINONEN Timo (FIN) , LORENTSEN BAKLI Gjermund (NOR)

Goalkeepers

Team: KOR

No	Name
1	BAE Jangwoo
20	LEE Changmin

Team Line-ups

Team: KOR (blue)

No	Pos	Name
6	D	LEE Seungwon
23	D	HAN Geonhee
11	F	YU Shinchul
13	F	OH Seahn +C
18	F	KANG Yoonseok
16	D	KIM Taegyum
17	D	CHO Seokjun
3	F	LEE Dounggun
4	F	LEE Sungjin +A
10	F	YOON Sangwon
15	D	LEE Jaegyu
22	D	HWANG Wootae +A
8	F	CHO Hyeonkuk
9	F	BYUNGGEUL Kang
12	F	HA Jaejun
7	D	YANG Sunghun
14	D	LEE Sungjun
2	F	BAN Hansoo
19	F	JANG Hojun
21	F	LIM Jinsoo

Head Coach: KIM Heewoo

Team: CAN

No	Name
31	HOLFELD Ryan Michael
1	LAZARUK Kristopher Robert

Team: CAN (white)

No	Pos	Name
21	D	ROWLEY Jordan Thomas
22	D	CRAIGE Jesse Wade
11	F	REDDICK Kruse Allan +C
12	F	HICKMOTT Jordan Lindsay
16	F	FOSTER Taylor Joseph
3	D	DELAHEY Matthew Kenneth +A
6	D	McFAULL Kendall
9	F	PEARCE Elgin James Milton
10	F	COLLINS Christopher James
19	F	KOPER Levko Steven John
4	D	CURRAN Kodie James
8	D	MANNING Neil Alton
23	F	McCALLUM Craig
24	F	FIDDLER Tyler Wayne
26	F	CARTIER Cody Jessie
5	D	PAULSEN Luke Eric
7	F	MAXWELL Stanley Mitchell
15	F	FOWLIE Cody Joseph Allan
17	F	DEPAPE Jordan Matthew Orr
25	F	KING Kevin Jarrett +A

Head Coach: ADOLPH David George

NOT DRESSED:

30 GK FLETTE Dalyn Ross

LEGEND

D	Defence	F	Forward	No	Jersey number	Pos	Position
+A	Assistant captain	+C	Captain				

Timing and Results provided by **TISSOT**



Graphical Line-Ups

KOR - CAN

Referee(s)

BJALKANDER Patric (SWE)

Linesmen

HEINONEN Timo (FIN) , LORENTSEN BAKLI Gjermund (NOR)

Team: KOR - Republic of Korea (blue)

Head Coach: KIM Heewoo

S1	1 BAE Jangwoo				
	20 LEE Changmin				
S2	6 LEE Seungwon	S3	23 HAN Geonhee		
S6	18 KANG Yoonseok	S5	13 OH Seahn +C	S4	11 YU Shinchul
	17 CHO Seokjun		16 KIM Taegyum		
	3 LEE Dounggun		4 LEE Sungjin +A		10 YOON Sangwon
	22 HWANG Wootae +A		15 LEE Jaegy		
	8 CHO Hyeonkuk		12 HA Jaejun		9 BYUNGGEUL Kang
	14 LEE Sungjun		7 YANG Sunghun		
	19 JANG Hojun		2 BAN Hansoo		21 LIM Jinsoo

Team: CAN - Canada (white)

Head Coach: ADOLPH David George

S1	31 HOLFELD Ryan Michael				
	1 LAZARUK Kristopher Robert				
S2	21 ROWLEY Jordan Thomas	S3	22 CRAIGE Jesse Wade		
S4	11 REDDICK Kruse Allan +C	S6	16 FOSTER Taylor Joseph	S5	12 HICKMOTT Jordan Lindsay
	6 McFAULL Kendall		3 DELAHEY Matthew Kenneth +A		
	19 KOPER Levko Steven John		10 COLLINS Christopher James		9 PEARCE Elgin James Milton
	8 MANNING Neil Alton		4 CURRAN Kodie James		
	23 McCALLUM Craig		24 FIDDLER Tyler Wayne		26 CARTIER Cody Jessie
	7 MAXWELL Stanley Mitchell		5 PAULSEN Luke Eric		
	15 FOWLIE Cody Joseph Allan		25 KING Kevin Jarrett +A		17 DEPAPE Jordan Matthew Orr

LEGEND

Sn Starting position

+A Assistant captain

+C Captain

Timing and Results provided by **TISSOT**



Game Summary

KOR - CAN 1 - 11 (1 - 1, 0 - 4, 0 - 6)

Spectators	Referee(s)	Linesmen
320	BJALKANDER Patric (SWE)	HEINONEN Timo (FIN) , LORENTSEN BAKLI Gjermund (NOR)

Team Statistics

Period	Score	SVS	SOG	PIM	TPP	PPG	SHG
1	1 : 1	24 : 3	4 : 25	4 : 16	02:43 : 04:00	1 : 0	0 : 0
2	0 : 4	15 : 3	3 : 19	2 : 2	03:20 : 02:00	0 : 0	0 : 0
3	0 : 6	18 : 7	7 : 24	2 : 4	03:04 : 00:21	0 : 1	0 : 1
Total	1 : 11	57 : 13	14 : 68	8 : 22	09:07 : 06:21	1 : 1	0 : 1

1st Period

Action	Time	ET/Res	Team	Type	No	Name	(G)	Name of Assistant(s) / Action Description
GK	00:00		KOR		1	BAE J		- Goalkeeper in
GK	00:00		CAN		31	HOLFELD RM		- Goalkeeper in
Penalty	04:04	06:04	KOR	2 min.	11	YU S		- Hooking
Penalty	08:30	10:30	KOR	2 min.	7	YANG S		- Delaying the Game
Goal	12:54	0 : 1	CAN	EQ	9	PEARCE EJM	(1)	6 McFAULL K On Ice KOR 1 2 4 8 12 15 CAN 31 3 6 7 9 19
Penalty	15:21	17:21	CAN	2 min.	15	FOWLIE CJA		- Slashing
Penalty	19:17	19:36	CAN	2 min.	22	CRAIGE JW		- Checking from Behind
Penalty	19:17	29:36	CAN	10 min.	22	CRAIGE JW		- Misconduct
Penalty	19:26	21:26	CAN	2 min.	4	CURRAN KJ		- Hooking
Goal	19:36	1 : 1	KOR	PP2	23	HAN G	(1)	On Ice KOR 1 6 11 13 18 23 CAN 31 12 16 21

2nd Period

Action	Time	ET/Res	Team	Type	No	Name	(G)	Name of Assistant(s) / Action Description
Penalty	23:44		KOR	PS	6	LEE S		- Hooking
Goal	23:44	1 : 2	CAN	PS	16	FOSTER TJ	(1)	11 REDDICK KA On Ice KOR 1 CAN 16
Goal	29:09	1 : 3	CAN	EQ	10	COLLINS CJ	(1)	11 REDDICK KA On Ice KOR 1 3 4 10 16 17 CAN 31 5 10 11 19 21
Goal	30:46	1 : 4	CAN	EQ	12	HICKMOTT JL	(1)	4 CURRAN KJ 16 FOSTER TJ On Ice KOR 1 8 9 12 19 22 CAN 31 4 8 12 16 25
Time-out	30:46		KOR					
GK	30:46		CAN		1	LAZARUK KR		- Goalkeeper in
Penalty	31:23	33:23	KOR	2 min.	21	LIM J		- Roughing
Goal	34:45	1 : 5	CAN	EQ	26	CARTIER CJ	(1)	24 FIDDLER TW 6 McFAULL K On Ice KOR 1 2 7 14 19 21 CAN 1 3 6 23 24 26
Penalty	38:06	40:06	CAN	2 min.	6	McFAULL K		- Tripping

3rd Period

Action	Time	ET/Res	Team	Type	No	Name	(G)	Name of Assistant(s) / Action Description
Goal	43:22	1 : 6	CAN	EQ	25	KING KJ	(1)	16 FOSTER TJ 4 CURRAN KJ On Ice KOR 1 6 11 13 18 23 CAN 1 4 8 12 16 25
Penalty	46:11	48:11	CAN	2 min.	10	COLLINS CJ		- High Sticking
Goal	46:37	1 : 7	CAN	SH1	19	KOPER LSJ	(1)	On Ice KOR 1 6 11 13 18 23 CAN 1 3 6 11 19
Goal	50:11	1 : 8	CAN	EQ	25	KING KJ	(2)	5 PAULSEN LE 22 CRAIGE JW On Ice KOR 1 2 7 14 19 21 CAN 1 5 12 16 22 25
Penalty	56:25	56:46	KOR	2 min.	21	LIM J		- Holding an opponent
Goal	56:46	1 : 9	CAN	PP1	25	KING KJ	(3)	12 HICKMOTT JL On Ice KOR 1 2 7 14 19 CAN 1 12 16 21 22 25
Goal	57:43	1 : 10	CAN	EQ	19	KOPER LSJ	(2)	10 COLLINS CJ 11 REDDICK KA On Ice KOR 1 3 4 10 16 17 CAN 1 3 6 10 11 19
Goal	58:43	1 : 11	CAN	EQ	26	CARTIER CJ	(2)	On Ice KOR 1 2 7 14 19 21 CAN 1 4 7 8 24 26



Action	Time	ET/Res	Team	Type	No	Name	(G)	Name of Assistant(s) / Action Description
Penalty	59:02	60:00	CAN	2 min.	4	CURRAN KJ		- Tripping
GK	60:00		KOR					1 BAE J - Goalkeeper out
GK	60:00		CAN					1 LAZARUK KR - Goalkeeper out

Goalkeeper Records

Team : KOR - Republic of Korea

Team : CAN - Canada

No	Name	SOG	SVS	MIP
1	BAE Jangwoo	68	57	60:00
20	LEE Changmin			

No	Name	SOG	SVS	MIP
31	HOLFELD Ryan Michael	6	5	30:46
1	LAZARUK Kristopher Robert	8	8	29:14

Game Statistics

Team : KOR (blue)


Head Coach : KIM Heewoo

No	Pos	Name	G	A	P	PIM	FO+	FO-	FO+/-	FO%	Shots on Goal					TS	+/-
											1	2	3	OT	TS		
6	D	LEE Seungwon	0	0	0	0	0	0	0	0.00	0	0	0	0	0	-2	
11	F	YU Shinchul	0	0	0	2	1	2	-1	33.33	0	0	4	4	4	-2	
13	F	OH Seahn +C	0	0	0	0	14	17	-3	45.16	1	1	0	2	2	-2	
18	F	KANG Yoonseok	0	0	0	0	0	0	0	0.00	0	0	0	0	0	-2	
23	D	HAN Geonhee	1	0	1	0	0	0	0	0.00	1	1	0	2	2	-2	
3	F	LEE Dounggun	0	0	0	0	0	0	0	0.00	0	0	0	0	0	-2	
4	F	LEE Sungjin +A	0	0	0	0	6	12	-6	33.33	0	0	0	0	0	-3	
10	F	YOON Sangwon	0	0	0	0	0	2	-2	0.00	0	0	1	1	1	-2	
16	D	KIM Taegyum	0	0	0	0	0	0	0	0.00	0	0	0	0	0	-2	
17	D	CHO Seokjun	0	0	0	0	0	0	0	0.00	0	0	1	1	1	-2	
8	F	CHO Hyeonkuk	0	0	0	0	0	0	0	0.00	1	0	0	1	1	-2	
9	F	BYUNGGEUL Kang	0	0	0	0	0	1	-1	0.00	0	0	0	0	0	-1	
12	F	HA Jaejun	0	0	0	0	3	10	-7	23.08	0	0	0	0	0	-2	
15	D	LEE Jaegyu	0	0	0	0	0	0	0	0.00	0	0	0	0	0	-1	
22	D	HWANG Wootae +A	0	0	0	0	0	0	0	0.00	1	0	0	1	1	-1	
2	F	BAN Hansoo	0	0	0	0	6	10	-4	37.50	0	0	0	0	0	-4	
7	D	YANG Sunghun	0	0	0	2	0	0	0	0.00	0	1	0	1	1	-3	
14	D	LEE Sungjun	0	0	0	0	0	0	0	0.00	0	0	0	0	0	-3	
19	F	JANG Hojun	0	0	0	0	0	0	0	0.00	0	0	1	1	1	-4	
21	F	LIM Jinsoo	0	0	0	4	0	0	0	0.00	0	0	0	0	0	-3	
1	GK	BAE Jangwoo	0	0	0	0					0	0	0	0	0		
20	GK	LEE Changmin	0	0	0	0					0	0	0	0	0		
Total			1	0	1	8	30	54	-24	35.71	4	3	7	14			

Team : CAN (white)

Head Coach : ADOLPH David George

No	Pos	Name	G	A	P	PIM	FO+	FO-	FO+/-	FO%	Shots on Goal					TS	+/-
											1	2	3	OT	TS		
11	F	REDDICK Kruike Allan +C	0	3	3	0	12	4	8	75.00	3	1	1	5	5	+3	
12	F	HICKMOTT Jordan Lindsay	1	1	2	0	0	0	0	0.00	2	2	0	4	4	+3	
16	F	FOSTER Taylor Joseph	1	2	3	0	11	8	3	57.89	1	1	1	3	3	+3	
21	D	ROWLEY Jordan Thomas	0	0	0	0	0	0	0	0.00	3	2	2	7	7	+1	
22	D	CRAIGE Jesse Wade	0	1	1	12	0	0	0	0.00	1	0	0	1	1	+1	
3	D	DELAHEY Matthew Kenneth +A	0	0	0	0	0	0	0	0.00	0	1	0	1	1	+4	
6	D	McFAULL Kendall	0	2	2	2	0	1	-1	0.00	3	2	0	5	5	+4	
9	F	PEARCE Elgin James Milton	1	0	1	0	3	2	1	60.00	2	2	1	5	5	+1	
10	F	COLLINS Christopher James	1	1	2	2	5	2	3	71.43	1	2	1	4	4	+2	
19	F	KOPER Levko Steven John	2	0	2	0	0	0	0	0.00	1	1	3	5	5	+4	
4	D	CURRAN Kodie James	0	2	2	4	0	0	0	0.00	1	1	0	2	2	+3	
8	D	MANNING Neil Alton	0	0	0	0	0	0	0	0.00	3	0	1	4	4	+3	
23	F	McCALLUM Craig	0	0	0	0	0	0	0	0.00	1	1	0	2	2	+1	
24	F	FIDDLER Tyler Wayne	0	1	1	0	5	9	-4	35.71	1	0	2	3	3	+2	
26	F	CARTIER Cody Jessie	2	0	2	0	1	0	1	100.00	0	1	1	2	2	+2	
5	D	PAULSEN Luke Eric	0	1	1	0	0	0	0	0.00	0	1	0	1	1	+2	
7	F	MAXWELL Stanley Mitchell	0	0	0	0	11	2	9	84.62	0	0	3	3	3	+2	

Timing and Results provided by 



Preliminary round - Group B, Game 2

Head Coach : ADOLPH David George

No	Pos	Name	G	A	P	PIM	FO+	FO-	FO+/-	FO%	Shots on Goal					+/-
											1	2	3	OT	TS	
15	F	FOWLIE Cody Joseph Allan	0	0	0	2	0	1	-1	0.00	2	0	1		3	0
17	F	DEPAPE Jordan Matthew Orr	0	0	0	0	0	0	0	0.00	0	0	2		2	0
25	F	KING Kevin Jarrett +A	3	0	3	0	6	1	5	85.71	0	1	5		6	+3
1	GK	LAZARUK Kristopher Robert	0	0	0	0					0	0	0		0	
31	GK	HOLFELD Ryan Michael	0	0	0	0					0	0	0		0	
Total			11	14	25	22	54	30	24	64.29	25	19	24		68	


Group B

R	Team	GP	W	OTW	OTL	L	GDF	GF : GA	PTS
1	CAN	1	1	0	0	0	+10	11 : 1	3
2	KOR	1	0	0	0	1	-10	1 : 11	0
-	RUS	0							
-	SWE	0							

	CAN	KOR	RUS	SWE
CAN	*****	11:1	SAT 07 FEB 17:00	THU 05 FEB 17:00
KOR	1:11	*****	THU 05 FEB 13:30	SAT 07 FEB 13:30
RUS	SAT 07 FEB 17:00	THU 05 FEB 13:30	*****	TUE 03 FEB 20:30
SWE	THU 05 FEB 17:00	SAT 07 FEB 13:30	TUE 03 FEB 20:30	*****

LEGEND

(G) Goals in tournament	* does not count for Plus/minus	+/- Plus/minus net	+A Assistant captain
+C Captain	A Assists	D Defence	EQ Equal strength
ET/Res Penalty end time/Result of game	F Forward	FO- Face-offs lost	FO% Face-offs won as percentage
FO+ Face-offs won	FO+/- Face-offs net	G Goals	GA Goals against
GDF Goal difference	GF Goals for	GK Goalkeeper	GP Games played
L Losses	MIP Minutes in play (GK)	No Jersey number	OT Overtime
OTL Overtime losses	OTW Overtime wins	P Points	PIM Penalties in minutes
Pos Position	PP1 Power play - 1 player	PP2 Power play - 2 players	PPG Power play goals
PS Penalty shot	PTS Points	R Rank	SH1 Shorthanded - 1 player
SHG Shorthanded goals	SOG Shots on goal	SVS Saves	TPP Time on power play
TS Total shots	W Wins		

Timing and Results provided by  TISSOT



Shot Chart

KOR - CAN

Shots by CAN

Goals (o): 1 SSG (+): 24
SSP (-): 3 SPG (-): 9



GK 1 of KOR

Shots by KOR

Goals (o): 0 SSG (+): 3
SSP (-): 0 SPG (-): 1

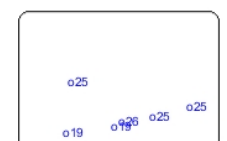


GK 1 of CAN

GK 31 of CAN

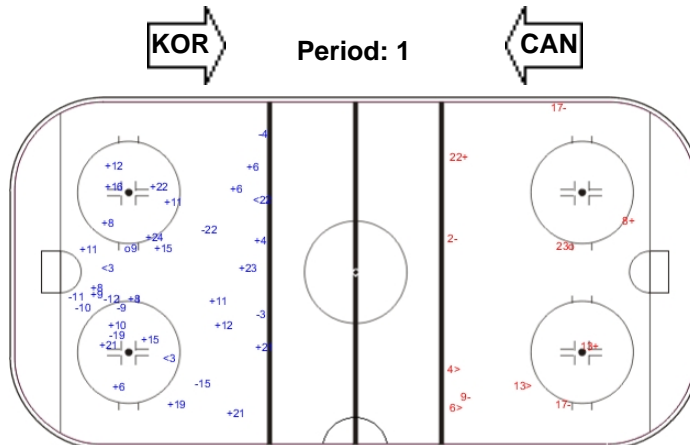
Shots by CAN

Goals (o): 6 SSG (+): 18
SSP (-): 2 SPG (-): 7



GK 1 of KOR

LEGEND	GK Goalkeeper	SPG Shots past goal	SSG Shots saved by goalkeeper	SSP Shots saved by player
---------------	----------------------	----------------------------	--------------------------------------	----------------------------------



Shots by KOR

Goals (o): 1 SSG (+): 3
SSP (-): 3 SPG (-): 4



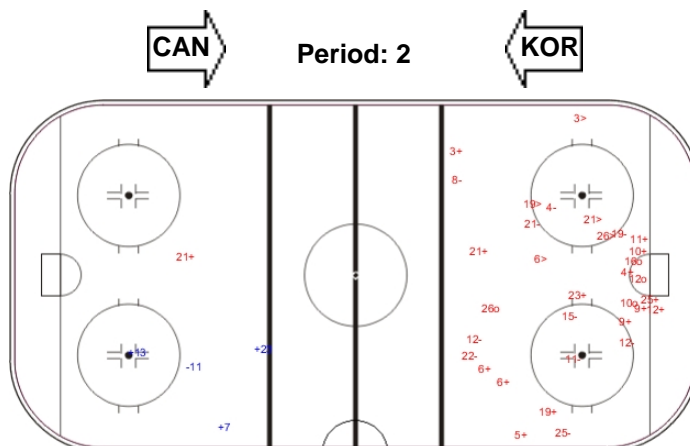
GK 31 of CAN

Shots by CAN

Goals (o): 4 SSG (+): 15
SSP (-): 5 SPG (-): 10



GK 1 of KOR

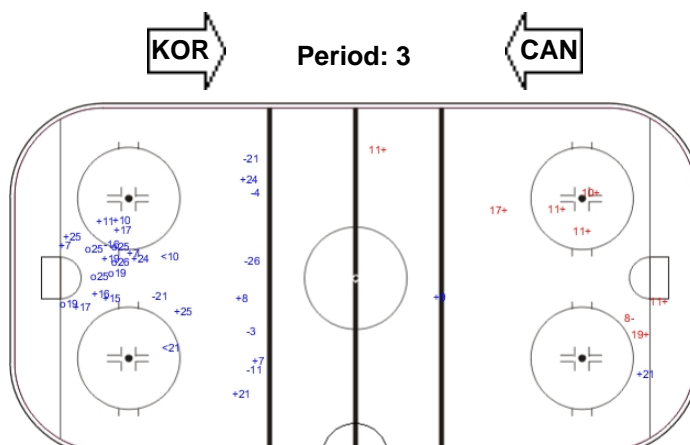


Shots by KOR

Goals (o): 0 SSG (+): 7
SSP (-): 0 SPG (-): 1



GK 1 of CAN





Face-off Chart

KOR - CAN

PERIOD 1

	KOR		CAN		KOR		CAN		KOR		CAN	
	Def. zone	Att. zone	Neutral zone		Att. zone	Def. zone	Neutral zone		Att. zone	Def. zone	Neutral zone	
	- 2	+ 24	+ 13	- 16	- 12	+ 25						
	+ 4	- 10	- 13	+ 16	- 4	+ 7						
	+ 12	- 10	- 10	+ 10	- 2	+ 25						
	+ 2	- 25	+ 13	- 24	- 13	+ 24						
	- 12	+ 10	- 2	+ 10	+ 13	- 16						
	+ 2	- 16	+ 4	- 24	+ 13	- 16						
	- 2	+ 16	+ 13	- 24	+ 11	- 16						
	- 13	+ 10										
	- 4	+ 10										
	- 9	+ 25										
	+ 4	- 7										
	- 12	+ 7										
	- 13	+ 16										
	- 4	+ 25										
	- 13	+ 24										
Total wins / period	5 / 33%	10 / 67%	4 / 57%	3 / 43%	3 / 43%	4 / 57%	Total wins all zones		12 / 41%	17 / 59%		

PERIOD 2

	KOR		CAN		KOR		CAN		KOR		CAN	
	Def. zone	Att. zone	Neutral zone		Att. zone	Def. zone	Neutral zone		Att. zone	Def. zone	Neutral zone	
	- 4	+ 11	+ 13	- 24	+ 2	- 6						
	- 12	+ 16	- 12	+ 16	+ 13	- 24						
	+ 13	- 9	- 2	+ 7	- 13	+ 24						
	- 4	+ 11	- 13	+ 7								
	- 4	+ 11	- 13	+ 9								
	- 13	+ 16	- 4	+ 11								
	- 4	+ 11	- 2	+ 7								
	- 4	+ 11	- 4	+ 11								
	+ 4	- 15	- 2	+ 7								
			+ 2	- 7								
			- 13	+ 7								
			- 12	+ 16								
			+ 12	- 16								
			+ 13	- 11								
Total wins / period	2 / 22%	7 / 78%	4 / 29%	10 / 71%	2 / 67%	1 / 33%	Total wins all zones		8 / 31%	18 / 69%		

PERIOD 3

	KOR		CAN		KOR		CAN		KOR		CAN	
	Def. zone	Att. zone	Neutral zone		Att. zone	Def. zone	Neutral zone		Att. zone	Def. zone	Neutral zone	
	- 4	+ 11	- 13	+ 16	- 13	+ 7						
	+ 12	- 24	- 2	+ 7	- 13	+ 11						
	+ 13	- 24	+ 13	- 16	+ 4	- 11						
	- 2	+ 16	- 4	+ 9	- 10	+ 11						
	- 11	+ 11	- 13	+ 11	- 12	+ 24						
	+ 2	- 16	+ 4	- 9	- 11	+ 25						
Total wins / period							Total wins all zones		10 / 34%	19 / 66%		



Preliminary round - Group B, Game 2

- 12	+ 26	- 12	+ 7		
- 13	+ 16	+ 13	- 11		
+ 13	- 24	- 13	+ 7		
- 2	+ 16	- 12	+ 9		
+ 13	- 11	+ 2	- 24		
		- 13	+ 25		
5 / 45%	6 / 55%	4 / 33%	8 / 67%	1 / 17%	5 / 83%

TOTAL

Total wins / game	KOR	CAN	Neutral zone		KOR	CAN	Total wins all zones	
	Def. zone	Att. zone			Att. zone	Def. zone	KOR	CAN
	12 / 34%	23 / 66%	12 / 36%	21 / 64%	6 / 38%	10 / 62%	30 / 36%	54 / 64%



HEAD TO HEAD

		CAN										Tot	wins KOR	Dz	Nz	Az
No.	6	7	9	10	11	15	16	24	25	26						
KOR	2	1 - 0	1 - 4		0 - 1			2 - 3	1 - 1	1 - 1		16	6 38%	3 43%	2 29%	1 50%
	4		1 - 1	1 - 1	1 - 1	1 - 8	1 - 0		1 - 0	0 - 1		18	6 33%	3 27%	2 40%	1 50%
	9									0 - 1		1	0 0%	0 0%		
	10				0 - 1	0 - 1						2	0 0%		0 0%	0 0%
	11					0 - 1		1 - 0		0 - 1		3	1 33%	0 0%		1 50%
	12		0 - 2	0 - 1	1 - 1			1 - 3	1 - 1	0 - 1	0 - 1	13	3 23%	2 33%	1 20%	0 0%
	13		0 - 4	1 - 1	0 - 1	3 - 2		4 - 5	6 - 3	0 - 1		31	14 45%	4 44%	7 47%	3 43%
Tot	1	13	5	7	16	1	19	14	7	1	84	30 36%	12 34%	12 36%	6 38%	
wins CAN	0 0%	11 85%	3 60%	5 71%	12 75%	0 0%	11 58%	5 36%	6 86%	1 100%	54 64%					
Dz	0 0%	2 100%			2 67%		0 0%	3 75%	3 100%		10 62%					
Nz		8 89%	3 75%	2 100%	3 60%		4 57%	0 0%	1 100%		21 64%					
Az		1 50%	0 0%	3 60%	7 88%	0 0%	7 78%	2 40%	2 67%	1 100%	23 66%					

LEGEND

Az Attacking zone **Dz** Defending zone **Nz** Neutral zone **Tot** Total face-offs played

Timing and Results provided by **TISSOT**



Game Roster

RUS - SWE

Referee(s)

HEIKKINEN Lassi (FIN)

Goalkeepers

Team: RUS

No	Name	GP	MIP	GA	SVS	SOG	SVS%	GAA
1	EVDOKIMOV Gleb	0	00:00	0	0	0	0.00	0.00
20	BELOV Sergey	0	00:00	0	0	0	0.00	0.00

Team Roster

Team: RUS (red)

No	Pos	Name	GP	G	A	PTS	PIM	+/-
1	GK	EVDOKIMOV Gleb	0	0	0	0	0	
2	D	VASILYEV Valerii	0	0	0	0	0	0
8	F	GIMATOV Eduard	0	0	0	0	0	0
9	F	GORDEEV Artem	0	0	0	0	0	0
11	D	AKISHIN Dmitrii	0	0	0	0	0	0
12	D	CHEREPANOV Nikita	0	0	0	0	0	0
13	F	TORCHENYUK Alexander	0	0	0	0	0	0
14	F	KLIMCHUK Mikhail	0	0	0	0	0	0
15	F	ALESHIN Egor	0	0	0	0	0	0
16	F	LEBEDEV Alexander	0	0	0	0	0	0
17	F	FEDOROV Artem	0	0	0	0	0	0
19	D	RAFIKOV Rushan	0	0	0	0	0	0
20	GK	BELOV Sergey	0	0	0	0	0	0
21	F	SOLOVYEV Evgeny	0	0	0	0	0	0
22	F	BARBASHEV Sergey	0	0	0	0	0	0
23	D	MASLOV Kirill	0	0	0	0	0	0
24	F	KRIVCHENKO Egor	0	0	0	0	0	0
25	D	BOLSHAKOV Alexander	0	0	0	0	0	0
26	F	PETRAKOV Ivan	0	0	0	0	0	0
27	F	SHINGAREEV Timur	0	0	0	0	0	0
28	D	VIKINA Evgeny	0	0	0	0	0	0
29	F	LEE Oleg	0	0	0	0	0	0

Head Coach: UVAEV Viacheslav

Linesmen

PARK Jun Soo (KOR) , VANOOSTEN Nathan (CAN)

Team: SWE

No	Name	GP	MIP	GA	SVS	SOG	SVS%	GAA
1	LJUNG Arvid	0	00:00	0	0	0	0.00	0.00
2	HVITFELDT Henrik	0	00:00	0	0	0	0.00	0.00
30	HELIN Emil	0	00:00	0	0	0	0.00	0.00

Team: SWE (yellow)

No	Pos	Name	GP	G	A	PTS	PIM	+/-
1	GK	LJUNG Arvid	0	0	0	0	0	
2	GK	HVITFELDT Henrik	0	0	0	0	0	
3	D	BACKESTEN Joel	0	0	0	0	0	0
4	D	STIGBORN Adam	0	0	0	0	0	0
5	D	LYRVALL Erik	0	0	0	0	0	0
6	D	JIGMALM Freddie	0	0	0	0	0	0
7	F	JONSSON Daniel	0	0	0	0	0	0
8	D	PELTONIEMI Fredrik	0	0	0	0	0	0
9	F	BJORK LINDSTROM Victor	0	0	0	0	0	0
10	F	GRONROS Andre	0	0	0	0	0	0
11	F	ORRSVEDEN Magnus	0	0	0	0	0	0
12	D	WESTLUND Wiking	0	0	0	0	0	0
14	D	NYQUIST Oscar	0	0	0	0	0	0
15	F	ANDERSSON Daniel	0	0	0	0	0	0
16	F	BERGQVIST Stefan	0	0	0	0	0	0
17	F	SALDEEN Justus	0	0	0	0	0	0
18	F	ORTEVALL Marcus	0	0	0	0	0	0
19	F	RONNEBACK THOMSON Joachim	0	0	0	0	0	0
20	F	GRONSKOG Niklas	0	0	0	0	0	0
23	F	ROGNE Eric	0	0	0	0	0	0
24	D	HERTZBERG Tim	0	0	0	0	0	0
30	GK	HELIN Emil	0	0	0	0	0	0

Head Coach: TIGER Mats

LEGEND

A Assists	D Defence	F Forward	G Goals
GA Goals against	GAA Goals against as average per 60 minutes	GK Goalkeeper	GP Games played
MIP Minutes and seconds played	No Jersey number	PIM Penalties in minutes	Pos Position
PTS Points	SOG Shots on goal	SVS Saves	SVS% Saves in percentage
+/- Plus/minus net			

Timing and Results provided by **TISSOT**



Line-Ups

RUS - SWE

Referee(s)

HEIKKINEN Lassi (FIN)

Goalkeepers

Team: RUS

No Name

1 EVDOKIMOV Gleb
20 BELOV Sergey

Team Line-ups

Team: RUS (red)

No Pos Name

2 D	VASILYEV Valerii
19 D	RAFIKOV Rushan +A
16 F	LEBEDEV Alexander
26 F	PETRAKOV Ivan
27 F	SHINGAREEV Timur
25 D	BOLSHAKOV Alexander
28 D	VIKSNA Evgeny
13 F	TORCHENYUK Alexander +C
22 F	BARBASHEV Sergey
29 F	LEE Oleg
11 D	AKISHIN Dmitrii
8 F	GIMATOV Eduard
9 F	GORDEEV Artem
14 F	KLIMCHUK Mikhail +A
24 F	KRIVCHENKO Egor
12 D	CHEREPANOV Nikita
23 D	MASLOV Kirill
15 F	ALESHIN Egor
17 F	FEDOROV Artem
21 F	SOLOVYEV Evgeny

Head Coach: UVAEV Viacheslav

Linesmen

PARK Jun Soo (KOR) , VANOOSTEN Nathan (CAN)

Team: SWE

No Name

1 LJUNG Arvid
30 HELIN Emil

Team: SWE (yellow)

No Pos Name

5 D	LYRVALL Erik
12 D	WESTLUND Wiking +A
17 F	SALDEEN Justus
19 F	RONNEBACK THOMSON Joachim +C
20 F	GRONSKOG Niklas
3 D	BACKESTEN Joel
24 D	HERTZBERG Tim
7 F	JONSSON Daniel
9 F	BJORK LINDSTROM Victor
15 F	ANDERSSON Daniel
4 D	STIGBORN Adam +A
14 D	NYQUIST Oscar
11 F	ORRSVEDEN Magnus
16 F	BERGQVIST Stefan
18 F	ORTEVALL Marcus
6 D	JIGMALM Freddie
8 D	PELTONIEMI Fredrik
10 F	GRONROS Andre
23 F	ROGNE Eric

Head Coach: TIGER Mats

NOT DRESSED:

2 GK HVITFELDT Henrik

LEGEND

D	Defence	F	Forward	No	Jersey number	Pos	Position
+A	Assistant captain	+C	Captain				

Timing and Results provided by **TISSOT**



Graphical Line-Ups

RUS - SWE

Referee(s)

HEIKKINEN Lassi (FIN)

Linesmen

PARK Jun Soo (KOR) , VANOOSTEN Nathan (CAN)

Team: RUS - Russian Federation (red)

Head Coach: UVAEV Viacheslav

S1 1 EVDOKIMOV Gleb		
20 BELOV Sergey		
S3 19 RAFIKOV Rushan +A	S2 2 VASILYEV Valerii	
S6 27 SHINGAREEV Timur	S5 26 PETRAKOV Ivan	S4 16 LEBEDEV Alexander
28 VIKSNA Evgeny		25 BOLSHAKOV Alexander
22 BARBASHEV Sergey	13 TORCHENYUK Alexander +C	29 LEE Oleg
24 KRIVCHENKO Egor		11 AKISHIN Dmitrii
8 GIMATOV Eduard	9 GORDEEV Artem	14 KLIMCHUK Mikhail +A
12 CHEREPANOV Nikita		23 MASLOV Kirill
17 FEDOROV Artem	21 SOLOVYEV Evgeny	15 ALESHIN Egor

Team: SWE - Sweden (yellow)

Head Coach: TIGER Mats

S1 1 LJUNG Arvid		
30 HELIN Emil		
S3 12 WESTLUND Wiking +A	S2 5 LYRVALL Erik	
S6 20 GRONSKOG Niklas	S5 19 RONNEBACK THOMSON Joachim +C	S4 17 SALDEEN Justus
3 BACKESTEN Joel		24 HERTZBERG Tim
7 JONSSON Daniel	15 ANDERSSON Daniel	9 BJORK LINDSTROM Victor
4 STIGBORN Adam +A		14 NYQUIST Oscar
11 ORRSVEDEN Magnus	16 BERGQVIST Stefan	18 ORTEVALL Marcus
6 JIGMALM Freddie		8 PELTONIEMI Fredrik
10 GRONROS Andre	23 ROGNE Eric	

LEGEND

Sn Starting position

+A Assistant captain

+C Captain

Timing and Results provided by **TISSOT**



Game Summary

RUS - SWE 5 - 1 (2 - 0, 1 - 1, 2 - 0)

Spectators	Referee(s)	Linesmen
800	HEIKKINEN Lassi (FIN)	PARK Jun Soo (KOR) , VANOOSTEN Nathan (CAN)

Team Statistics

Period	Score	SVS	SOG	PIM	TPP	PPG	SHG
1	2 : 0	2 : 8	10 : 2	2 : 2	02:00 : 02:00	0 : 0	0 : 0
2	1 : 1	4 : 14	15 : 5	6 : 4	01:28 : 02:16	0 : 1	0 : 0
3	2 : 0	2 : 25	26 : 2	4 : 8	06:01 : 03:40	0 : 0	0 : 0
Total	5 : 1	8 : 47	51 : 9	12 : 14	09:29 : 07:56	0 : 1	0 : 0

1st Period

Action	Time	ET/Res	Team	Type	No	Name	(G)	Name of Assistant(s) / Action Description
GK	00:00		RUS		1	EVDOKIMOV G		- Goalkeeper in
GK	00:00		SWE		1	LJUNG A		- Goalkeeper in
Goal	04:26	1 : 0	RUS	EQ	8	GIMATOV E	(1)	14 KLIMCHUK M On Ice RUS 1 8 9 11 14 19 SWE 1 3 11 16 18 24
Penalty	06:24	08:24	SWE	2 min.	14	NYQUIST O		- Slashing
Goal	13:49	2 : 0	RUS	EQ	26	PETRAKOV I	(1)	16 LEBEDEV A On Ice RUS 1 2 16 19 26 27 SWE 1 4 7 9 14 16
Penalty	16:44	18:44	RUS	2 min.	19	RAFIKOV R		- Interference

2nd Period

Action	Time	ET/Res	Team	Type	No	Name	(G)	Name of Assistant(s) / Action Description
Goal	22:07	3 : 0	RUS	EQ	8	GIMATOV E	(2)	14 KLIMCHUK M On Ice RUS 1 2 8 9 11 14 9 GORDEEV A SWE 1 3 9 11 16 24
Penalty	27:41	28:29	RUS	2 min.	21	SOLOVYEV E		- High Sticking
Goal	28:29	3 : 1	SWE	PP1	16	BERGQVIST S	(1)	20 GRONSKOG N On Ice RUS 1 22 25 28 29 19 RONNEBACK SWE 1 5 12 16 19 20 THOMSON J *
Penalty	29:12	31:12	RUS	2 min.	19	RAFIKOV R		- Tripping
Penalty	30:40	32:40	SWE	2 min.	3	BACKESTEN J		- Holding an opponent
Penalty	38:37	40:37	SWE	2 min.	17	SALDEEN J		- Roughing
Penalty	38:37	40:37	RUS	2 min.	15	ALESHIN E		- Roughing

3rd Period

Action	Time	ET/Res	Team	Type	No	Name	(G)	Name of Assistant(s) / Action Description
Penalty	41:17	43:17	RUS	2 min.	22	BARBASHEV S		- Interference
Penalty	42:57	44:57	SWE	2 min.	9	BJORK LINDSTROM V		- Tripping
Penalty	45:04	47:04	RUS	2 min.	8	GIMATOV E		- Slashing
Goal	49:47	4 : 1	RUS	EQ	29	LEE O	(1)	22 BARBASHEV S On Ice RUS 1 13 22 25 28 29 SWE 1 5 12 14 19 20
Penalty	50:44	52:44	SWE	2 min.	12	WESTLUND W		- Hooking
Goal	53:30	5 : 1	RUS	EQ	17	FEDOROV A	(1)	15 ALESHIN E On Ice RUS 1 12 15 17 21 23 12 CHEREPANOV N SWE 1 3 11 16 18 24
Penalty	55:37	57:37	SWE	2 min.	16	BERGQVIST S		- Slashing
Penalty	59:39	60:00	SWE	2 min.	9	BJORK LINDSTROM V		- Hooking
GK	60:00		RUS					1 EVDOKIMOV G - Goalkeeper out
GK	60:00		SWE					1 LJUNG A - Goalkeeper out

Goalkeeper Records

Team : RUS - Russian Federation

Team : SWE - Sweden

No	Name	SOG	SVS	MIP	No	Name	SOG	SVS	MIP
1	EVDOKIMOV Gleb	9	8	60:00	1	LJUNG Arvid	51	46	60:00
20	BELOV Sergey				30	HELIN Emil			

Game Statistics

Timing and Results provided by **TISSOT**



Preliminary round - Group B, Game 3

Team : RUS (red)

Head Coach : UVAEV Viacheslav

No	Pos	Name	G	A	P	PIM	FO+	FO-	FO+/-	FO%	Shots on Goal					+/-
											1	2	3	OT	TS	
2	D	VASILYEV Valerii	0	0	0	0	0	0	0	0.00	1	2	4		7	+2
16	F	LEBEDEV Alexander	0	1	1	0	1	1	0	50.00	0	0	0		0	+1
19	D	RAFIKOV Rushan +A	0	0	0	4	0	0	0	0.00	0	1	1		2	+2
26	F	PETRAKOV Ivan	1	0	1	0	11	9	2	55.00	1	1	4		6	+1
27	F	SHINGAREEV Timur	0	0	0	0	1	0	1	100.00	0	0	1		1	+1
13	F	TORCHENYUK Alexander +C	0	0	0	0	15	2	13	88.24	1	1	0		2	+1
22	F	BARBASHEV Sergey	0	1	1	2	2	0	2	100.00	0	0	1		1	+1
25	D	BOLSHAKOV Alexander	0	0	0	0	0	0	0	0.00	0	1	0		1	+1
28	D	VIKSNA Evgeny	0	0	0	0	1	1	0	50.00	1	0	1		2	+1
29	F	LEE Oleg	1	0	1	0	0	0	0	0.00	0	1	3		4	+1
8	F	GIMATOV Eduard	2	0	2	2	0	0	0	0.00	1	1	1		3	+2
9	F	GORDEEV Artem	0	1	1	0	15	7	8	68.18	0	1	1		2	+2
11	D	AKISHIN Dmitrii	0	0	0	0	0	0	0	0.00	1	1	1		3	+2
14	F	KLIMCHUK Mikhail +A	0	2	2	0	0	0	0	0.00	1	1	0		2	+2
24	F	KRIVCHENKO Egor	0	0	0	0	0	0	0	0.00	0	0	0		0	0
12	D	CHEREPANOV Nikita	0	1	1	0	0	0	0	0.00	0	0	3		3	+1
15	F	ALESHIN Egor	0	1	1	2	2	1	1	66.67	1	0	2		3	+1
17	F	FEDOROV Artem	1	0	1	0	0	0	0	0.00	1	1	2		4	+1
21	F	SOLOVYEV Evgeny	0	0	0	2	8	6	2	57.14	0	1	0		1	+1
23	D	MASLOV Kirill	0	0	0	0	0	0	0	0.00	1	2	1		4	+1
1	GK	EVDOKIMOV Gleb	0	0	0	0					0	0	0		0	
20	GK	BELOV Sergey	0	0	0	0					0	0	0		0	
Total			5	7	12	12	56	27	29	67.47	10	15	26		51	

Team : SWE (yellow)


Head Coach : TIGER Mats

No	Pos	Name	G	A	P	PIM	FO+	FO-	FO+/-	FO%	Shots on Goal					+/-
											1	2	3	OT	TS	
5	D	LYRVALL Erik	0	0	0	0	0	0	0	0.00	0	0	0		0	-1
12	D	WESTLUND Wiking +A	0	0	0	2	0	0	0	0.00	0	1	0		1	-1
17	F	SALDEEN Justus	0	0	0	2	0	0	0	0.00	0	0	0		0	0
19	F	RONNEBACK THOMSON Joachim +C	0	1	1	0	12	20	-8	37.50	0	1	0		1	-1
20	F	GRONSKOG Niklas	0	1	1	0	0	0	0	0.00	0	1	0		1	-1
3	D	BACKESTEN Joel	0	0	0	2	0	0	0	0.00	0	0	0		0	-3
7	F	JONSSON Daniel	0	0	0	0	0	0	0	0.00	0	0	0		0	-1
9	F	BJORK LINDSTROM Victor	0	0	0	4	2	6	-4	25.00	1	0	0		1	-2
15	F	ANDERSSON Daniel	0	0	0	0	8	10	-2	44.44	0	0	0		0	0
24	D	HERTZBERG Tim	0	0	0	0	0	0	0	0.00	0	0	0		0	-3
4	D	STIGBORN Adam +A	0	0	0	0	0	0	0	0.00	0	0	0		0	-1
11	F	ORRSVEDEN Magnus	0	0	0	0	0	1	-1	0.00	0	0	0		0	-3
14	D	NYQUIST Oscar	0	0	0	2	0	0	0	0.00	0	0	0		0	-2
16	F	BERGQVIST Stefan	1	0	1	2	4	15	-11	21.05	0	1	0		1	-4
18	F	ORTEVALL Marcus	0	0	0	0	0	0	0	0.00	1	1	0		2	-2
6	D	JIGMALM Freddie	0	0	0	0	0	0	0	0.00	0	0	1		1	0
8	D	PELTONIEMI Fredrik	0	0	0	0	0	0	0	0.00	0	0	0		0	0
10	F	GRONROS Andre	0	0	0	0	0	0	0	0.00	0	0	1		1	0
23	F	ROGNE Eric	0	0	0	0	0	2	-2	0.00	0	0	0		0	0
1	GK	LJUNG Arvid	0	0	0	0					0	0	0		0	
30	GK	HELIN Emil	0	0	0	0					0	0	0		0	
Total			1	2	3	14	27	56	-29	32.53	2	5	2		9	

Group B

R	Team	GP	W	OTW	OTL	L	GDF	GF : GA	PTS
1	CAN	1	1	0	0	0	+10	11 : 1	3
2	RUS	1	1	0	0	0	+4	5 : 1	3
3	SWE	1	0	0	0	1	-4	1 : 5	0
4	KOR	1	0	0	0	1	-10	1 : 11	0

	CAN	KOR	RUS	SWE
CAN	*****	11:1	SAT 07 FEB 17:00	THU 05 FEB 17:00
KOR	1:11	*****	THU 05 FEB 13:30	SAT 07 FEB 13:30
RUS	SAT 07 FEB 17:00	THU 05 FEB 13:30	*****	5:1
SWE	THU 05 FEB 17:00	SAT 07 FEB 13:30	1:5	*****

Timing and Results provided by 



LEGEND			
(G)	Goals in tournament	*	does not count for Plus/minus
+C	Captain	A	Assists
ET/Res	Penalty end time/Result of game	F	Forward
FO+	Face-offs won	FO+/-	Face-offs net
GDF	Goal difference	GF	Goals for
L	Losses	MIP	Minutes in play (GK)
OTL	Overtime losses	OTW	Overtime wins
Pos	Position	PP1	Power play - 1 player
R	Rank	SHG	Shorthanded goals
TPP	Time on power play	TS	Total shots
		+/-	Plus/minus net
		D	Defence
		FO-	Face-offs lost
		G	Goals
		GK	Goalkeeper
		No	Jersey number
		P	Points
		PPG	Power play goals
		SOG	Shots on goal
		W	Wins
		+A	Assistant captain
		EQ	Equal strength
		FO%	Face-offs won as percentage
		GA	Goals against
		GP	Games played
		OT	Overtime
		PIM	Penalties in minutes
		PTS	Points
		SVS	Saves



Shot Chart

RUS - SWE

Shots by SWE

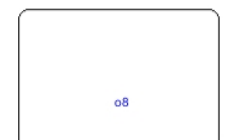
Goals (o): 0 SSG (+): 2
SSP (-): 1 SPG (-): 3



GK 1 of RUS

Shots by RUS

Goals (o): 1 SSG (+): 14
SSP (-): 10 SPG (-): 13



GK 1 of SWE

Shots by SWE

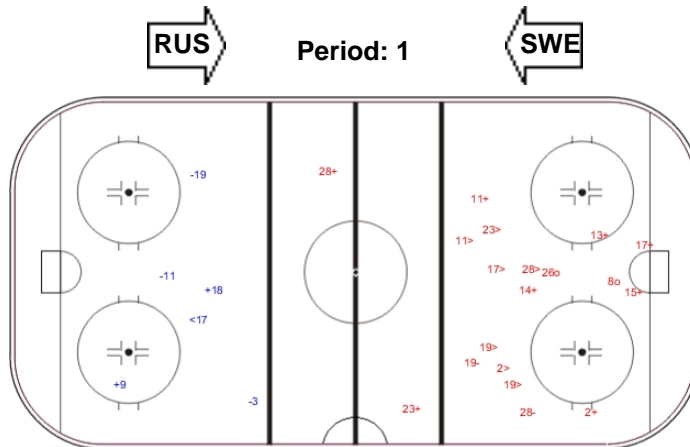
Goals (o): 0 SSG (+): 2
SSP (-): 1 SPG (-): 3



GK 1 of RUS

LEGEND

GK Goalkeeper **SPG** Shots past goal **SSG** Shots saved by goalkeeper **SSP** Shots saved by player



Shots by RUS


Goals (o): 2 SSG (+): 8
SSP (-): 7 SPG (-): 2



GK 1 of SWE

Shots by SWE

Goals (o): 1 SSG (+): 4
SSP (-): 1 SPG (-): 1



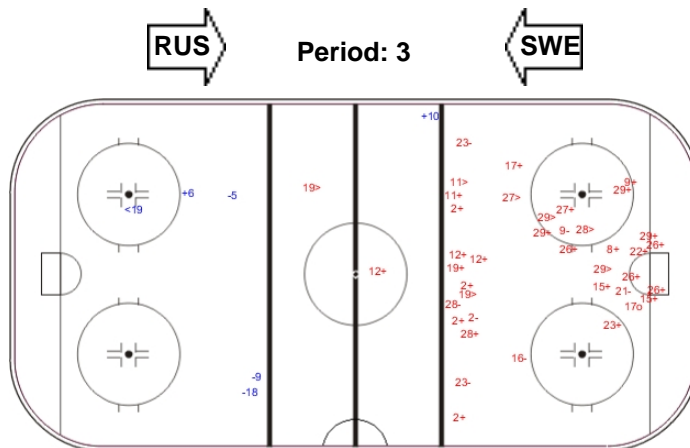
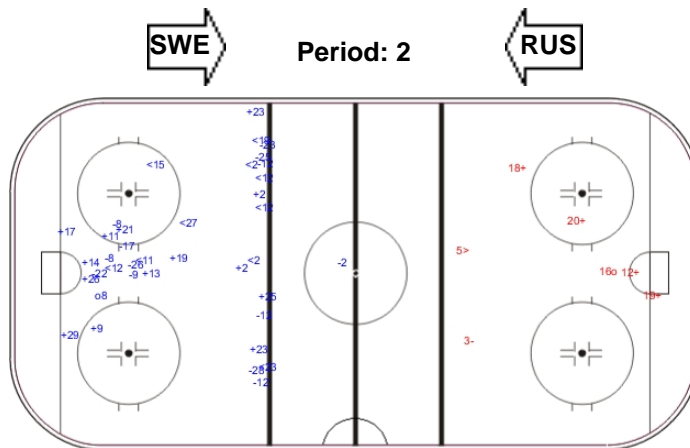
GK 1 of RUS

Shots by RUS

Goals (o): 2 SSG (+): 25
SSP (-): 7 SPG (-): 7



GK 1 of SWE





Face-off Chart

RUS - SWE

PERIOD 1

RUS		SWE		RUS		SWE		RUS		SWE		Total wins all zones	
Def. zone	Att. zone	Neutral zone		Att. zone	Def. zone							RUS	SWE
+ 26	- 19	+ 26	- 19	+ 13	- 15								
+ 16	- 19	- 21	+	+ 9	- 16								
- 16	+ 15	+ 26	- 19	+ 9	- 16								
+ 13	-	+ 13	- 16	- 13	+ 16								
+ 27	- 15			- 21	+ 15								
- 13	+ 16			- 26	+ 15								
+ 9	-			+ 21	- 11								
+ 13	- 19												
+ 13	- 19												
Total wins / period		7 / 78%	2 / 22%	3 / 75%	1 / 25%	4 / 57%	3 / 43%					14 / 70%	6 / 30%

PERIOD 2

RUS		SWE		RUS		SWE		RUS		SWE		Total wins all zones	
Def. zone	Att. zone	Neutral zone		Att. zone	Def. zone							RUS	SWE
+ 26	- 23	- 26	+ 19	- 9	+ 15								
- 28	+ 19	+ 9	- 19	+ 26	- 23								
+ 22	- 19	+ 13	- 16	+ 13	- 19								
+ 26	- 19	+ 9	- 15	- 9	+ 19								
- 26	+ 19	+ 9	- 15	+ 15	- 19								
+ 9	- 19	+ 13	- 15	- 26	+ 15								
+ 9	- 15	- 26	+ 15	+ 21	- 15								
- 26	+ 19			- 9	+ 15								
+ 28	- 19			+ 13	- 16								
+ 13	- 16			+ 13	- 16								
				- 26	+ 19								
				+ 9	- 15								
				+ 21	- 16								
				+ 26	- 19								
				+ 9	- 15								
				- 9	+ 15								
				+ 9	- 15								
				- 21	+ 19								
Total wins / period		7 / 70%	3 / 30%	5 / 71%	2 / 29%	11 / 61%	7 / 39%					23 / 66%	12 / 34%

PERIOD 3

RUS		SWE		RUS		SWE		RUS		SWE		Total wins all zones	
Def. zone	Att. zone	Neutral zone		Att. zone	Def. zone							RUS	SWE
- 9	+ 19	+ 26	- 19	- 15	+ 16								
- 9	+ 9	+ 15	- 16	+ 22	- 19								
+ 21	- 9	+ 21	- 9	+ 9	- 19								
- 26	+ 19	- 9	+ 19	- 21	+ 9								
- 26	+ 19	- 21	+ 16	+ 26	- 16								
+ 9	- 9	+ 26	- 19	+ 26	- 16								
				+ 13	- 9								
				+ 13	- 9								
Total wins / period												19 / 68%	9 / 32%



				- 21	+ 19
				+ 9	- 16
				+ 9	- 16
				+ 13	- 19
				+ 13	- 19
				+ 21	- 9
				+ 21	- 16
				+ 21	- 16
2 / 33%	4 / 67%	4 / 67%	2 / 33%	13 / 81%	3 / 19%

TOTAL

	RUS		SWE		RUS		SWE		Total wins all zones	
	Def. zone	Att. zone	Neutral zone	Neutral zone	Att. zone	Def. zone	RUS	SWE		
Total wins / game	16 / 64%	9 / 36%	12 / 71%	5 / 29%	28 / 68%	13 / 32%	56 / 67%	27 / 33%		




HEAD TO HEAD

		SWE										
No.	9	11	15	16	19	23	Tot	wins RUS	Dz	Nz	Az	
RUS	9	1 - 1		6 - 3	4 - 0	3 - 3		22	15 68%	4 67%	3 75%	8 67%
	13	2 - 0		2 - 0	5 - 2	5 - 0		17	15 88%	4 80%	3 100%	8 89%
	15				1 - 1	1 - 0		3	2 67%		1 100%	1 50%
	16			0 - 1		1 - 0		2	1 50%	1 50%		
	21	3 - 1	1 - 0	1 - 1	3 - 1	0 - 2		14	8 57%	1 100%	1 33%	6 60%
	22					2 - 0		2	2 100%	1 100%		1 100%
	26			0 - 3	2 - 0	7 - 6	2 - 0	20	11 55%	3 43%	4 67%	4 57%
	27			1 - 0				1	1 100%	1 100%		
	28					1 - 1		2	1 50%	1 50%		
Tot	8	1	18	19	32	2	83	56 67%	16 64%	12 71%	28 68%	
wins SWE	2 25%	0 0%	8 44%	4 21%	12 38%	0 0%	27 33%					
Dz	1 25%	0 0%	6 55%	2 15%	4 36%	0 0%	13 32%					
Nz	0 0%		1 25%	1 25%	2 29%		5 29%					
Az	1 33%		1 33%	1 50%	6 43%	0 0%	9 36%					

LEGEND

Az Attacking zone **Dz** Defending zone **Nz** Neutral zone **Tot** Total face-offs played

Timing and Results provided by  TISSOT



Game Roster

RUS - KOR

Referee(s)

PIGUILLEM PEREZ de ROZAS Marc (ESP)

Goalkeepers

Team: RUS

No	Name	GP	MIP	GA	SVS	SOG	SVS%	GAA
1	EVDOKIMOV Gleb	1	60:00	1	8	9	88.89	1.00
20	BELOV Sergey	1	00:00	0	0	0	0.00	0.00

Team Roster

Team: RUS (red)

No	Pos	Name	GP	G	A	PTS	PIM	+/-
1	GK	EVDOKIMOV Gleb	1	0	0	0	0	
2	D	VASILYEV Valerii	1	0	0	0	0	+2
8	F	GIMATOV Eduard	1	2	0	2	2	+2
9	F	GORDEEV Artem	1	0	1	1	0	+2
11	D	AKISHIN Dmitrii	1	0	0	0	0	+2
12	D	CHEREPANOV Nikita	1	0	1	1	0	+1
13	F	TORCHENYUK Alexander +C	1	0	0	0	0	+1
14	F	KLIMCHUK Mikhail +A	1	0	2	2	0	+2
15	F	ALESHIN Egor	1	0	1	1	2	+1
16	F	LEBEDEV Alexander	1	0	1	1	0	+1
17	F	FEDOROV Artem	1	1	0	1	0	+1
19	D	RAFIKOV Rushan +A	1	0	0	0	4	+2
20	GK	BELOV Sergey	1	0	0	0	0	
21	F	SOLOVYEV Evgeny	1	0	0	0	2	+1
22	F	BARBASHEV Sergey	1	0	1	1	2	+1
23	D	MASLOV Kirill	1	0	0	0	0	+1
24	F	KRIVCHENKO Egor	1	0	0	0	0	0
25	D	BOLSHAKOV Alexander	1	0	0	0	0	+1
26	F	PETRAKOV Ivan	1	1	0	1	0	+1
27	F	SHINGAREEV Timur	1	0	0	0	0	+1
28	D	VIKSNA Evgeny	1	0	0	0	0	+1
29	F	LEE Oleg	1	1	0	1	0	+1

Head Coach: UVAEV Viacheslav

Linesmen

ICHIKAWA Shunsuke (JPN) , TROBAJO NAVARRO Carlos (ESP)

Team: KOR

No	Name	GP	MIP	GA	SVS	SOG	SVS%	GAA
1	BAE Jangwoo	1	60:00	11	57	68	83.82	11.00
20	LEE Changmin	1	00:00	0	0	0	0.00	0.00

Team: KOR (white)

No	Pos	Name	GP	G	A	PTS	PIM	+/-
1	GK	BAE Jangwoo	1	0	0	0	0	
2	F	BAN Hansoo	1	0	0	0	0	-4
3	F	LEE Dounggun	1	0	0	0	0	-2
4	F	LEE Sungjin +A	1	0	0	0	0	-3
6	D	LEE Seungwon	1	0	0	0	0	-2
7	D	YANG Sunghun	1	0	0	0	2	-3
8	F	CHO Hyeonkuk	1	0	0	0	0	-2
9	F	BYUNGGEUL Kang	1	0	0	0	0	-1
10	F	YOON Sangwon	1	0	0	0	0	-2
11	F	YU Shinchul	1	0	0	0	2	-2
12	F	HA Jaejun	1	0	0	0	0	-2
13	F	OH Seahn +C	1	0	0	0	0	-2
14	D	LEE Sungjun	1	0	0	0	0	-3
15	D	LEE Jaegyuu	1	0	0	0	0	-1
16	D	KIM Taegyum	1	0	0	0	0	-2
17	D	CHO Seokjun	1	0	0	0	0	-2
18	F	KANG Yoonseok	1	0	0	0	0	-2
19	F	JANG Hojun	1	0	0	0	0	-4
20	GK	LEE Changmin	1	0	0	0	0	
21	F	LIM Jinsoo	1	0	0	0	4	-3
22	D	HWANG Wootae +A	1	0	0	0	0	-1
23	D	HAN Geonhee	1	1	0	1	0	-2

Head Coach: KIM Heewoo

LEGEND

A Assists	D Defence	F Forward	G Goals
GA Goals against	GAA Goals against as average per 60 minutes	GK Goalkeeper	GP Games played
MIP Minutes and seconds played	No Jersey number	PIM Penalties in minutes	Pos Position
PTS Points	SOG Shots on goal	SVS Saves	SVS% Saves in percentage
+/- Plus/minus net	+A Assistant captain	+C Captain	

Timing and Results provided by **TISSOT**



Line-Ups

RUS - KOR

Referee(s)

FIGUILLEM PEREZ de ROZAS Marc (ESP)

Linesmen

ICHIKAWA Shunsuke (JPN) , TROBAJO NAVARRO Carlos (ESP)

Goalkeepers

Team: RUS

No Name

20 BELOV Sergey
1 EVDOKIMOV Gleb

Team: KOR

No Name

20 LEE Changmin
1 BAE Jangwoo

Team Line-ups

Team: RUS (red)

No Pos Name

25	D	BOLSHAKOV Alexander
28	D	VIKSNA Evgeny
13	F	TORCHENYUK Alexander +C
22	F	BARBASHEV Sergey
29	F	LEE Oleg
2	D	VASILYEV Valerii
19	D	RAFIKOV Rushan +A
16	F	LEBEDEV Alexander
26	F	PETRAKOV Ivan
27	F	SHINGAREEV Timur
11	D	AKISHIN Dmitrii
8	F	GIMATOV Eduard
9	F	GORDEEV Artem
14	F	KLIMCHUK Mikhail +A
21	F	SOLOVYEV Evgeny
12	D	CHEREPANOV Nikita
23	D	MASLOV Kirill
15	F	ALESHIN Egor
17	F	FEDOROV Artem
24	F	KRIVCHENKO Egor

Head Coach: UVAEV Viacheslav

No Pos Name

6	D	LEE Seungwon
23	D	HAN Geonhee
11	F	YU Shinchul
13	F	OH Seahn +C
18	F	KANG Yoonseok
16	D	KIM Taegyum
17	D	CHO Seokjun
3	F	LEE Dounggun
4	F	LEE Sungjin +A
10	F	YOON Sangwon
15	D	LEE Jaegy
22	D	HWANG Wootae +A
8	F	CHO Hyeonkuk
12	F	HA Jaejun
7	D	YANG Sunghun
14	D	LEE Sungjun
2	F	BAN Hansoo
19	F	JANG Hojun
21	F	LIM Jinsoo

Team: KOR (white)

Head Coach: KIM Heewoo

NOT DRESSED:

9 F BYUNGGEUL Kang

LEGEND

D	Defence	F	Forward	No	Jersey number	Pos	Position
+A	Assistant captain	+C	Captain				

Timing and Results provided by **TISSOT**



Graphical Line-Ups

RUS - KOR

Referee(s)

FIGUILLEM PEREZ de ROZAS Marc (ESP)

Linesmen

ICHIKAWA Shunsuke (JPN) , TROBAJO NAVARRO Carlos (ESP)

Team: RUS - Russian Federation (red)

Head Coach: UVAEV Viacheslav

S1 20 BELOV Sergey		
1 EVDOKIMOV Gleb		
S2 25 BOLSHAKOV Alexander	S3 28 VIKSNA Evgeny	
S5 22 BARBASHEV Sergey	S4 13 TORCHENYUK Alexander +C	S6 29 LEE Oleg
19 RAFIKOV Rushan +A		2 VASILYEV Valerii
27 SHINGAREEV Timur	26 PETRAKOV Ivan	16 LEBEDEV Alexander
11 AKISHIN Dmitrii		21 SOLOVYEV Evgeny
8 GIMATOV Eduard	9 GORDEEV Artem	14 KLIMCHUK Mikhail +A
12 CHEREPANOV Nikita		23 MASLOV Kirill
17 FEDOROV Artem	24 KRIVCHENKO Egor	15 ALESHIN Egor

Team: KOR - Republic of Korea (white)

Head Coach: KIM Heewoo

S1 20 LEE Changmin		
1 BAE Jangwoo		
S3 23 HAN Geonhee	S2 6 LEE Seungwon	
S4 11 YU Shinchul	S5 13 OH Seahn +C	S6 18 KANG Yoonseok
17 CHO Seokjun		16 KIM Taegyum
3 LEE Dounggun	10 YOON Sangwon	4 LEE Sungjin +A
22 HWANG Wootae +A		15 LEE Jaegyung
12 HA Jaejun		8 CHO Hyeonkuk
14 LEE Sungjun		7 YANG Sunghun
21 LIM Jinsoo	2 BAN Hansoo	19 JANG Hojun

LEGEND

Sn Starting position

+A Assistant captain

+C Captain

Timing and Results provided by **TISSOT**



Game Summary

RUS - KOR 13 - 0 (5 - 0 , 4 - 0 , 4 - 0)

Spectators	Referee(s)	Linesmen
85	PIGUILLEM PEREZ de ROZAS Marc (ESP)	ICHIKAWA Shunsuke (JPN) , TROBAJO NAVARRO Carlos (ESP)

Team Statistics

Period	Score	SVS	SOG	PIM	TPP	PPG	SHG
1	5 : 0	5 : 10	15 : 5	0 : 0	00:00 : 00:00	0 : 0	0 : 0
2	4 : 0	4 : 22	26 : 4	0 : 4	03:33 : 00:00	1 : 0	0 : 0
3	4 : 0	5 : 20	24 : 5	0 : 2	02:00 : 00:00	0 : 0	0 : 0
Total	13 : 0	14 : 52	65 : 14	0 : 6	05:33 : 00:00	1 : 0	0 : 0

1st Period

Action	Time	ET/Res	Team	Type	No	Name	(G)	Name of Assistant(s) / Action Description
GK	00:00		RUS		20	BELOV S		- Goalkeeper in
GK	00:00		KOR		20	LEE C		- Goalkeeper in
Goal	00:36	1 : 0	RUS	EQ	27	SHINGAREEV T	(1)	26 PETRAKOV I On Ice RUS 20 2 16 19 26 27 16 LEBEDEV A KOR 20 6 11 13 18 23
Goal	03:12	2 : 0	RUS	EQ	26	PETRAKOV I	(2)	16 LEBEDEV A On Ice RUS 20 2 16 19 26 27 17 FEDOROV A KOR 20 6 11 13 18 23
Goal	07:56	3 : 0	RUS	EQ	28	VIKSNA E	(1)	26 PETRAKOV I On Ice RUS 20 11 16 26 27 28 16 LEBEDEV A KOR 20 11 12 13 16 18
Goal	08:42	4 : 0	RUS	EQ	14	KLIMCHUK M	(1)	28 VIKSNA E On Ice RUS 20 8 9 11 14 28 KOR 20 3 4 10 16 17
Goal	09:38	5 : 0	RUS	EQ	17	FEDOROV A	(2)	24 KRIVCHENKO E On Ice RUS 20 15 17 24 25 28 15 ALESHIN E KOR 20 2 7 14 19 21
GK	09:38		KOR		1	BAE J		- Goalkeeper in 20 LEE C - Goalkeeper out

2nd Period

Action	Time	ET/Res	Team	Type	No	Name	(G)	Name of Assistant(s) / Action Description
Penalty	20:47	22:47	KOR	2 min.	10	YOON S		- Boarding
Goal	28:13	6 : 0	RUS	EQ	16	LEBEDEV A	(1)	27 SHINGAREEV T On Ice RUS 20 2 16 19 26 27 KOR 1 6 11 13 18 23
Goal	30:10	7 : 0	RUS	EQ	22	BARBASHEV S	(1)	13 TORCHENYUK A On Ice RUS 20 13 22 25 28 29 KOR 1 3 4 10 16 17
Penalty	35:11	36:44	KOR	2 min.	16	KIM T		- Slashing
Goal	36:44	8 : 0	RUS	PP1	24	KRIVCHENKO E	(1)	17 FEDOROV A On Ice RUS 20 12 17 21 23 24 21 SOLOVYEV E KOR 1 4 8 12 15 *
Goal	37:38	9 : 0	RUS	EQ	22	BARBASHEV S	(2)	13 TORCHENYUK A On Ice RUS 20 13 22 25 28 29 29 LEE O KOR 1 2 7 14 19 21

3rd Period

Action	Time	ET/Res	Team	Type	No	Name	(G)	Name of Assistant(s) / Action Description
Goal	41:08	10 : 0	RUS	EQ	28	VIKSNA E	(2)	29 LEE O On Ice RUS 20 13 22 25 28 29 KOR 1 6 11 13 18 23
Goal	42:54	11 : 0	RUS	EQ	17	FEDOROV A	(3)	21 SOLOVYEV E On Ice RUS 20 12 17 21 23 24 24 KRIVCHENKO E KOR 1 7 14 19 21 23
Goal	43:05	12 : 0	RUS	EQ	22	BARBASHEV S	(3)	On Ice RUS 20 13 22 25 28 29 KOR 1 7 14 19 21 23
Time-out	51:18		KOR					
Goal	51:59	13 : 0	RUS	EQ	14	KLIMCHUK M	(2)	8 GIMATOV E On Ice RUS 20 8 9 11 14 15 KOR 1 3 4 10 16 17
Penalty	56:05	58:05	KOR	2 min.	6	LEE S		- Tripping
GK	60:00		RUS					20 BELOV S - Goalkeeper out
GK	60:00		KOR					1 BAE J - Goalkeeper out



Goalkeeper Records

Team : RUS - Russian Federation

Team : KOR - Republic of Korea

No	Name	SOG	SVS	MIP
20	BELOV Sergey	14	14	60:00
1	EVDOKIMOV Gleb			

No	Name	SOG	SVS	MIP
1	BAE Jangwoo	56	48	50:22
20	LEE Changmin	9	4	09:38

Game Statistics

Team : RUS (red)

Head Coach : UVAEV Viacheslav

No	Pos	Name	G	A	P	PIM	FO+	FO-	FO+/-	FO%	Shots on Goal					+/-
											1	2	3	OT	TS	
13	F	TORCHENYUK Alexander +C	0	2	2	0	6	6	0	50.00	2	1	0		3	+4
22	F	BARBASHEV Sergey	3	0	3	0	3	3	0	50.00	1	3	1		5	+4
25	D	BOLSHAKOV Alexander	0	0	0	0	0	0	0	0.00	1	0	0		1	+5
28	D	VIKSNA Evgeny	2	1	3	0	0	1	-1	0.00	3	0	1		4	+7
29	F	LEE Oleg	0	2	2	0	1	0	1	100.00	0	2	3		5	+4
2	D	VASILYEV Valerii	0	0	0	0	0	0	0	0.00	0	3	5		8	+3
16	F	LEBEDEV Alexander	1	3	4	0	0	1	-1	0.00	0	3	1		4	+4
19	D	RAFIKOV Rushan +A	0	0	0	0	0	0	0	0.00	0	2	1		3	+3
26	F	PETRAKOV Ivan	1	2	3	0	9	6	3	60.00	1	1	0		2	+4
27	F	SHINGAREEV Timur	1	1	2	0	1	0	1	100.00	2	0	0		2	+4
8	F	GIMATOV Eduard	0	1	1	0	0	1	-1	0.00	0	0	2		2	+2
9	F	GORDEEV Artem	0	0	0	0	12	6	6	66.67	0	1	0		1	+2
11	D	AKISHIN Dmitrii	0	0	0	0	0	0	0	0.00	0	0	0		0	+3
14	F	KLIMCHUK Mikhail +A	2	0	2	0	0	0	0	0.00	1	1	3		5	+2
21	F	SOLOVYEV Evgeny	0	2	2	0	0	0	0	0.00	0	0	0		0	+1
12	D	CHEREPANOV Nikita	0	0	0	0	0	0	0	0.00	0	2	0		2	+1
15	F	ALESHIN Egor	0	1	1	0	0	0	0	0.00	2	3	1		6	+2
17	F	FEDOROV Artem	2	2	4	0	0	0	0	0.00	2	1	3		6	+2
23	D	MASLOV Kirill	0	0	0	0	0	0	0	0.00	0	0	2		2	+1
24	F	KRIVCHENKO Egor	1	2	3	0	8	6	2	57.14	0	3	1		4	+2
1	GK	EVDOKIMOV Gleb	0	0	0	0					0	0	0		0	
20	GK	BELOV Sergey	0	0	0	0					0	0	0		0	
Total			13	19	32	0	40	30	10	57.14	15	26	24		65	

Team : KOR (white)

Head Coach : KIM Heewoo

No	Pos	Name	G	A	P	PIM	FO+	FO-	FO+/-	FO%	Shots on Goal					+/-
											1	2	3	OT	TS	
6	D	LEE Seungwon	0	0	0	2	0	0	0	0.00	0	0	0		0	-4
11	F	YU Shinchul	0	0	0	0	1	2	-1	33.33	1	1	0		2	-5
13	F	OH Seahn +C	0	0	0	0	9	12	-3	42.86	1	0	1		2	-5
18	F	KANG Yoonseok	0	0	0	0	1	0	1	100.00	0	0	0		0	-5
23	D	HAN Geonhee	0	0	0	0	0	1	-1	0.00	0	0	0		0	-6
3	F	LEE Dounggun	0	0	0	0	0	4	-4	0.00	0	1	0		1	-3
4	F	LEE Sungjin +A	0	0	0	0	13	7	6	65.00	0	1	0		1	-3
10	F	YOON Sangwon	0	0	0	2	0	1	-1	0.00	0	0	0		0	-3
16	D	KIM Taegyum	0	0	0	2	0	0	0	0.00	0	0	1		1	-4
17	D	CHO Seokjun	0	0	0	0	0	0	0	0.00	1	0	0		1	-3
8	F	CHO Hyeonkuk	0	0	0	0	0	0	0	0.00	0	0	0		0	0
12	F	HA Jaejun	0	0	0	0	2	6	-4	25.00	1	0	1		2	-1
15	D	LEE Jaegyuu	0	0	0	0	0	0	0	0.00	0	0	0		0	0
22	D	HWANG Wootae +A	0	0	0	0	0	0	0	0.00	0	1	0		1	0
2	F	BAN Hansoo	0	0	0	0	4	6	-2	40.00	0	0	1		1	-2
7	D	YANG Sunghun	0	0	0	0	0	0	0	0.00	0	0	0		0	-4
14	D	LEE Sungjun	0	0	0	0	0	0	0	0.00	1	0	0		1	-4
19	F	JANG Hojun	0	0	0	0	0	1	-1	0.00	0	0	0		0	-4
21	F	LIM Jinsoo	0	0	0	0	0	0	0	0.00	0	0	1		1	-4
1	GK	BAE Jangwoo	0	0	0	0					0	0	0		0	
20	GK	LEE Changmin	0	0	0	0					0	0	0		0	

Timing and Results provided by  TISSOT



Head Coach : KIM Heewoo

No	Pos	Name	G	A	P	PIM	FO+	FO-	FO+/-	FO%	Shots on Goal					+/-
											1	2	3	OT	TS	
Total			0	0	0	6	30	40	-10	42.86	5	4	5	14		


Group B

R	Team	GP	W	OTW	OTL	L	GDF	GF : GA	PTS
1	RUS	2	2	0	0	0	+17	18 : 1	6
2	CAN	1	1	0	0	0	+10	11 : 1	3
3	SWE	1	0	0	0	1	-4	1 : 5	0
4	KOR	2	0	0	0	2	-23	1 : 24	0

	CAN	KOR	RUS	SWE
CAN	*****	11:1	SAT 07 FEB 17:00	THU 05 FEB 17:00
KOR	1:11	*****	0:13	SAT 07 FEB 13:30
RUS	SAT 07 FEB 17:00	13:0	*****	5:1
SWE	THU 05 FEB 17:00	SAT 07 FEB 13:30	1:5	*****

LEGEND

(G) Goals in tournament	* does not count for Plus/minus	+/- Plus/minus net	+A Assistant captain
+C Captain	A Assists	D Defence	EQ Equal strength
ET/Res Penalty end time/Result of game	F Forward	FO- Face-offs lost	FO% Face-offs won as percentage
FO+ Face-offs won	FO+/- Face-offs net	G Goals	GA Goals against
GDF Goal difference	GF Goals for	GK Goalkeeper	GP Games played
L Losses	MIP Minutes in play (GK)	No Jersey number	OT Overtime
OTL Overtime losses	OTW Overtime wins	P Points	PIM Penalties in minutes
Pos Position	PP1 Power play - 1 player	PPG Power play goals	PTS Points
R Rank	SHG Shorthanded goals	SOG Shots on goal	SVS Saves
TTP Time on power play	TS Total shots	W Wins	

Timing and Results provided by  TISSOT



Shot Chart

RUS - KOR

Shots by KOR

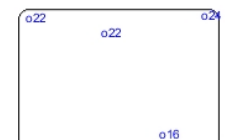
Goals (o): 0 SSG (+): 5
SSP (-): 0 SPG (-): 1



GK 20 of RUS

Shots by RUS


Goals (o): 4 SSG (+): 22
SSP (-): 8 SPG (-): 8



GK 1 of KOR

Shots by KOR

Goals (o): 0 SSG (+): 5
SSP (-): 2 SPG (-): 1



GK 20 of RUS

LEGEND

GK Goalkeeper **SPG** Shots past goal **SSG** Shots saved by goalkeeper **SSP** Shots saved by player



Face-off Chart

RUS - KOR

PERIOD 1

RUS	KOR	RUS	KOR	RUS	KOR	Total wins all zones	
						RUS	KOR
Def. zone	Att. zone	Neutral zone		Att. zone	Def. zone		
+ 26	- 13	- 13	+ 13	+ 26	- 13	12 / 60%	8 / 40%
- 26	+ 11	- 9	+ 4	+ 13	- 19		
+ 29	- 2	+ 9	- 4	+ 26	- 13		
- 13	+ 13	+ 13	- 23	+ 26	- 13		
+ 26	- 13	- 9	+ 4	- 9	+ 4		
+ 9	- 12	- 8	+ 4	- 26	+ 13		
		+ 24	- 12				
		+ 13	- 2				
Total wins / period	4 / 67%	2 / 33%	4 / 50%	4 / 50%	4 / 67%	2 / 33%	

PERIOD 2

RUS	KOR	RUS	KOR	RUS	KOR	Total wins all zones	
						RUS	KOR
Def. zone	Att. zone	Neutral zone		Att. zone	Def. zone		
- 13	+ 4	- 13	+ 4	- 26	+ 13	13 / 48%	14 / 52%
- 22	+ 13	+ 9	- 12	- 24	+ 12		
- 22	+ 2	- 26	+ 13	+ 22	- 2		
		- 9	+ 18	- 13	+ 4		
		+ 24	- 2	+ 9	- 10		
		- 13	+ 4	+ 24	- 2		
		- 16	+ 13	+ 9	- 3		
		+ 24	- 4	+ 9	- 3		
		- 26	+ 4	+ 13	- 12		
		+ 9	- 11	- 22	+ 4		
				+ 26	- 3		
				+ 9	- 13		
				- 24	+ 12		
				+ 24	- 4		
Total wins / period	0 / 0%	3 / 100%	4 / 40%	6 / 60%	9 / 64%	5 / 36%	

PERIOD 3

RUS	KOR	RUS	KOR	RUS	KOR	Total wins all zones	
						RUS	KOR
Def. zone	Att. zone	Neutral zone		Att. zone	Def. zone		
- 24	+ 2	+ 22	- 13	+ 9	- 12	15 / 65%	8 / 35%
- 24	+ 2	- 28	+ 4	- 9	+ 4		
- 24	+ 13	+ 22	- 2	+ 9	- 4		
+ 24	- 11	+ 27	- 13	+ 26	- 13		
+ 13	- 4	+ 26	- 13	+ 9	- 4		
- 26	+ 2	+ 24	- 13	- 9	+ 4		
				+ 9	- 4		
				- 24	+ 13		
				+ 24	- 13		
				+ 13	- 12		
				+ 26	- 3		
Total wins / period	2 / 33%	4 / 67%	5 / 83%	1 / 17%	8 / 73%	3 / 27%	



TOTAL

Total wins / game	RUS	KOR	RUS	KOR	RUS	KOR	Total wins all zones	
	Def. zone	Att. zone	Neutral zone		Att. zone	Def. zone	RUS	KOR
	6 / 40%	9 / 60%	13 / 54%	11 / 46%	21 / 68%	10 / 32%	40 / 57%	30 / 43%



HEAD TO HEAD

		KOR										Tot	wins RUS	Dz	Nz	Az
No.	2	3	4	10	11	12	13	18	19	23						
RUS	8			0 - 1								1	0 0%		0 0%	
	9		2 - 0	4 - 5	1 - 0	1 - 0	3 - 0	1 - 0	0 - 1			18	12 67%	1 100%	3 50%	8 73%
	13	1 - 0		1 - 4			2 - 0	0 - 2		1 - 0	1 - 0	12	6 50%	1 33%	2 40%	3 75%
	16							0 - 1				1	0 0%		0 0%	
	22	2 - 1		0 - 1				1 - 1				6	3 50%	0 0%	2 100%	1 50%
	24	2 - 2		2 - 0		1 - 0	1 - 2	2 - 2				14	8 57%	1 25%	4 100%	3 50%
	26	0 - 1	2 - 0	0 - 1		0 - 1		7 - 3				15	9 60%	2 50%	1 33%	6 75%
	27							1 - 0				1	1 100%		1 100%	
	28			0 - 1								1	0 0%		0 0%	
	29	1 - 0										1	1 100%	1 100%		
Tot	10	4	20	1	3	8	21	1	1	1	70	40 57%	6 40%	13 54%	21 68%	
wins KOR	4 40%	0 0%	13 65%	0 0%	1 33%	2 25%	9 43%	1 100%	0 0%	0 0%	30 43%					
Dz	0 0%	0 0%	5 56%	0 0%		2 40%	3 33%		0 0%		10 32%					
Nz	0 0%		7 78%		0 0%	0 0%	3 43%	1 100%		0 0%	11 46%					
Az	4 80%		1 50%		1 50%	0 0%	3 60%				9 60%					

LEGEND

Az Attacking zone **Dz** Defending zone **Nz** Neutral zone **Tot** Total face-offs played

Timing and Results provided by **TISSOT**



Game Roster

CAN - SWE

Referee(s)

OSKIRKO Iurii (RUS)

Goalkeepers

Team: CAN

No	Name	GP	MIP	GA	SVS	SOG	SVS%	GAA
1	LAZARUK Kristopher Robert	1	29:14	0	8	8	100.00	0.00
30	FLETTE Dalyn Ross	0	00:00	0	0	0	0.00	0.00
31	HOLFELD Ryan Michael	1	30:46	1	5	6	83.33	1.95

Team Roster

Team: CAN (red)

No	Pos	Name	GP	G	A	PTS	PIM	+/-
1	GK	LAZARUK Kristopher Robert	1	0	0	0	0	
3	D	DELAHEY Matthew Kenneth +A	1	0	0	0	0	+4
4	D	CURRAN Kodie James	1	0	2	2	4	+3
5	D	PAULSEN Luke Eric	1	0	1	1	0	+2
6	D	McFAULL Kendall	1	0	2	2	2	+4
7	F	MAXWELL Stanley Mitchell	1	0	0	0	0	+2
8	D	MANNING Neil Alton	1	0	0	0	0	+3
9	F	PEARCE Elgin James Milton	1	1	0	1	0	+1
10	F	COLLINS Christopher James	1	1	1	2	2	+2
11	F	REDDICK Kruise Allan +C	1	0	3	3	0	+3
12	F	HICKMOTT Jordan Lindsay	1	1	1	2	0	+3
15	F	FOWLIE Cody Joseph Allan	1	0	0	0	2	0
16	F	FOSTER Taylor Joseph	1	1	2	3	0	+3
17	F	DEPAPE Jordan Matthew Orr	1	0	0	0	0	0
19	F	KOPER Levko Steven John	1	2	0	2	0	+4
21	D	ROWLEY Jordan Thomas	1	0	0	0	0	+1
22	D	CRAIGE Jesse Wade	1	0	1	1	12	+1
23	F	McCALLUM Craig	1	0	0	0	0	+1
24	F	FIDDLER Tyler Wayne	1	0	1	1	0	+2
25	F	KING Kevin Jarrett +A	1	3	0	3	0	+3
26	F	CARTIER Cody Jessie	1	2	0	2	0	+2
30	GK	FLETTE Dalyn Ross	0	0	0	0	0	
31	GK	HOLFELD Ryan Michael	1	0	0	0	0	

Head Coach: ADOLPH David George

Linesmen

LORENTSEN BAKLI Gjermund (NOR) , van GRINSVEN Chris (BEL)

Team: SWE

No	Name	GP	MIP	GA	SVS	SOG	SVS%	GAA
1	LJUNG Arvid	1	60:00	5	46	51	90.20	5.00
2	HVITFELDT Henrik	0	00:00	0	0	0	0.00	0.00
30	HELIN Emil	1	00:00	0	0	0	0.00	0.00

Team: SWE (yellow)

No	Pos	Name	GP	G	A	PTS	PIM	+/-
1	GK	LJUNG Arvid	1	0	0	0	0	
2	GK	HVITFELDT Henrik	0	0	0	0	0	
3	D	BACKESTEN Joel	1	0	0	0	2	-3
4	D	STIGBORN Adam +A	1	0	0	0	0	-1
5	D	LYRVALL Erik	1	0	0	0	0	-1
6	D	JIGMALM Freddie	1	0	0	0	0	0
7	F	JONSSON Daniel	1	0	0	0	0	-1
8	D	PELTONIEMI Fredrik	1	0	0	0	0	0
9	F	BJORK LINDSTROM Victor	1	0	0	0	4	-2
10	F	GRONROS Andre	1	0	0	0	0	0
11	F	ORRSVEDEN Magnus	1	0	0	0	0	-3
12	D	WESTLUND Wiking +A	1	0	0	0	2	-1
14	D	NYQUIST Oscar	1	0	0	0	2	-2
15	F	ANDERSSON Daniel	1	0	0	0	0	0
16	F	BERGQVIST Stefan	1	1	0	1	2	-4
17	F	SALDEEN Justus	1	0	0	0	2	0
18	F	ORTEVALL Marcus	1	0	0	0	0	-2
19	F	RONNEBACK THOMSON Joachim +C	1	0	1	1	0	-1
20	F	GRONSKOG Niklas	1	0	1	1	0	-1
23	F	ROGNE Eric	1	0	0	0	0	0
24	D	HERTZBERG Tim	1	0	0	0	0	-3
30	GK	HELIN Emil	1	0	0	0	0	

Head Coach: TIGER Mats

LEGEND

A Assists	D Defence	F Forward	G Goals
GA Goals against	GAA Goals against as average per 60 minutes	GK Goalkeeper	GP Games played
MIP Minutes and seconds played	No Jersey number	PIM Penalties in minutes	Pos Position
PTS Points	SOG Shots on goal	SVS Saves	SVS% Saves in percentage
+/- Plus/minus net	+A Assistant captain	+C Captain	

Timing and Results provided by **TISSOT**



Line-Ups

CAN - SWE

Referee(s)

OSKIRKO Iurii (RUS)

Linesmen

LORENTSEN BAKLI Gjermund (NOR) , van GRINSVEN Chris (BEL)

Goalkeepers

Team: CAN

No Name

31 HOLFELD Ryan Michael
30 FLETTE Dalyn Ross

Team: SWE

No Name

30 HELIN Emil
1 LJUNG Arvid

Team Line-ups

Team: CAN (red)

No Pos Name

3	D	DELAHEY Matthew Kenneth +A
6	D	McFAULL Kendall
10	F	COLLINS Christopher James
11	F	REDDICK Kruse Allan +C
19	F	KOPER Levko Steven John
21	D	ROWLEY Jordan Thomas
22	D	CRAIGE Jesse Wade
12	F	HICKMOTT Jordan Lindsay
16	F	FOSTER Taylor Joseph
25	F	KING Kevin Jarrett +A
4	D	CURRAN Kodie James
8	D	MANNING Neil Alton
23	F	McCALLUM Craig
24	F	FIDDLER Tyler Wayne
26	F	CARTIER Cody Jessie
5	D	PAULSEN Luke Eric
7	F	MAXWELL Stanley Mitchell
9	F	PEARCE Elgin James Milton
15	F	FOWLIE Cody Joseph Allan
17	F	DEPAPE Jordan Matthew Orr

Head Coach: ADOLPH David George

NOT DRESSED:

1 GK LAZARUK Kristopher Robert

Team: SWE (yellow)

No Pos Name

5	D	LYRVALL Erik
12	D	WESTLUND Wiking +A
17	F	SALDEEN Justus
19	F	RONNEBACK THOMSON Joachim +C
20	F	GRONSKOG Niklas
3	D	BACKESTEN Joel
24	D	HERTZBERG Tim
9	F	BJORK LINDSTROM Victor
10	F	GRONROS Andre
15	F	ANDERSSON Daniel
6	D	JIGMALM Freddie
8	D	PELTONIEMI Fredrik
14	D	NYQUIST Oscar
16	F	BERGQVIST Stefan
18	F	ORTEVALL Marcus
7	F	JONSSON Daniel
11	F	ORRSVEDEN Magnus
23	F	ROGNE Eric

Head Coach: TIGER Mats

NOT DRESSED:

2 GK HVITFELDT Henrik
4 D STIGBORN Adam

LEGEND

D	Defence	F	Forward	No	Jersey number	Pos	Position
+A	Assistant captain	+C	Captain				

Timing and Results provided by **TISSOT**



Graphical Line-Ups

CAN - SWE

Referee(s)

OSKIRKO Iurii (RUS)

Linesmen

LORENTSEN BAKLI Gjermund (NOR) , van GRINSVEN Chris (BEL)

Team: CAN - Canada (red)

Head Coach: ADOLPH David George

S1 31 HOLFELD Ryan Michael		
30 FLETTE Dalyn Ross		
S3 6 McFAULL Kendall	S2 3 DELAHEY Matthew Kenneth +A	
S6 19 KOPER Levko Steven John	S5 11 REDDICK Kruse Allan +C	S4 10 COLLINS Christopher James
22 CRAIGE Jesse Wade		21 ROWLEY Jordan Thomas
25 KING Kevin Jarrett +A	16 FOSTER Taylor Joseph	12 HICKMOTT Jordan Lindsay
8 MANNING Neil Alton		4 CURRAN Kodie James
23 McCALLUM Craig	24 FIDDLER Tyler Wayne	26 CARTIER Cody Jessie
15 FOWLIE Cody Joseph Allan		5 PAULSEN Luke Eric
7 MAXWELL Stanley Mitchell	9 PEARCE Elgin James Milton	17 DEPAPE Jordan Matthew Orr

Team: SWE - Sweden (yellow)

Head Coach: TIGER Mats

S1 30 HELIN Emil		
1 LJUNG Arvid		
S3 12 WESTLUND Wiking +A	S2 5 LYRVALL Erik	
S4 17 SALDEEN Justus	S5 19 RONNEBACK THOMSON Joachim +C	S6 20 GRONSKOG Niklas
3 BACKESTEN Joel		24 HERTZBERG Tim
10 GRONROS Andre	15 ANDERSSON Daniel	9 BJORK LINDSTROM Victor
6 JIGMALM Freddie		14 NYQUIST Oscar
18 ORTEVALL Marcus	16 BERGQVIST Stefan	8 PELTONIEMI Fredrik
7 JONSSON Daniel	23 ROGNE Eric	11 ORRSVEDEN Magnus

LEGEND

Sn Starting position

+A

Assistant captain

+C

Captain

Timing and Results provided by **TISSOT**



Game Summary

CAN - SWE 7 - 0 (3 - 0, 1 - 0, 3 - 0)

Spectators	Referee(s)	Linesmen
850	OSKIRKO Iurii (RUS)	LORENTSEN BAKLI Gjermund (NOR) , van GRINSVEN Chris (BEL)

Team Statistics

Period	Score	SVS	SOG	PIM	TPP	PPG	SHG
1	3 : 0	3 : 20	23 : 3	2 : 6	04:07 : 00:07	0 : 0	0 : 0
2	1 : 0	5 : 12	13 : 5	6 : 2	02:00 : 05:45	0 : 0	0 : 0
3	3 : 0	2 : 20	23 : 2	0 : 2	01:59 : 00:00	1 : 0	0 : 0
Total	7 : 0	10 : 52	59 : 10	8 : 10	08:06 : 05:52	1 : 0	0 : 0

1st Period

Action	Time	ET/Res	Team	Type	No	Name	(G)	Name of Assistant(s) / Action Description
GK	00:00		CAN		31	HOLFELD RM		- Goalkeeper in
GK	00:00		SWE		30	HELIN E		- Goalkeeper in
Penalty	01:25	03:25	SWE	2 min.	9	BJORK LINDSTROM V		- Holding an opponent
Penalty	07:55	09:55	CAN	2 min.	-	-		- Team penalty
Penalty	08:02	10:02	SWE	2 min.	16	BERGQVIST S		- High Sticking
Goal	10:03	1 : 0	CAN	EQ	8	MANNING NA	(1)	7 MAXWELL SM On Ice CAN 31 4 7 8 9 17 17 DEPAPE JMO SWE 30 6 8 14 16 18
Goal	11:04	2 : 0	CAN	EQ	11	REDDICK KA	(1)	10 COLLINS CJ On Ice CAN 31 4 10 11 19 21 5 PAULSEN LE SWE 30 3 17 19 20 24
Penalty	11:35	13:35	SWE	2 min.	15	ANDERSSON D		- Tripping
Goal	16:51	3 : 0	CAN	EQ	10	COLLINS CJ	(2)	19 KOPER LSJ On Ice CAN 31 3 6 10 11 19 SWE 30 6 7 11 12 23

2nd Period

Action	Time	ET/Res	Team	Type	No	Name	(G)	Name of Assistant(s) / Action Description
Penalty	20:42	22:42	SWE	2 min.	5	LYRVALL E		- Holding an opponent
Penalty	24:57	26:57	CAN	2 min.	15	FOWLIE CJA		- Slashing
Penalty	26:42	28:42	CAN	2 min.	25	KING KJ		- Slashing
Penalty	32:30	34:30	CAN	2 min.	3	DELAHEY MK		- Hooking
Goal	37:54	4 : 0	CAN	EQ	9	PEARCE EJM	(2)	7 MAXWELL SM On Ice CAN 31 5 7 8 9 15 15 FOWLIE CJA SWE 30 5 7 12 17 23

3rd Period

Action	Time	ET/Res	Team	Type	No	Name	(G)	Name of Assistant(s) / Action Description
Goal	51:05	5 : 0	CAN	EQ	12	HICKMOTT JL	(2)	25 KING KJ On Ice CAN 31 12 16 21 22 25 16 FOSTER TJ SWE 30 3 7 8 15 24
Goal	54:40	6 : 0	CAN	EQ	16	FOSTER TJ	(2)	5 PAULSEN LE On Ice CAN 31 5 8 12 16 25 12 HICKMOTT JL SWE 30 5 11 12 16 18
Penalty	57:13	59:12	SWE	2 min.	30	HELIN E		- Tripping / Served by: 17 SALDEEN J
Goal	59:12	7 : 0	CAN	PP1	12	HICKMOTT JL	(3)	16 FOSTER TJ On Ice CAN 31 12 16 21 22 25 * 25 KING KJ SWE 30 6 8 14 16
GK	60:00		CAN					31 HOLFELD RM - Goalkeeper out
GK	60:00		SWE					30 HELIN E - Goalkeeper out

Goalkeeper Records

Team : CAN - Canada

Team : SWE - Sweden

No	Name	SOG	SVS	MIP	No	Name	SOG	SVS	MIP
31	HOLFELD Ryan Michael	10	10	60:00	30	HELIN Emil	59	52	60:00
30	FLETTE Dalyn Ross				1	LJUNG Arvid			

Game Statistics

Team : CAN (red)



Preliminary round - Group B, Game 7

Head Coach : ADOLPH David George

No	Pos	Name	G	A	P	PIM	FO+	FO-	FO+/-	FO%	Shots on Goal					+/-
											1	2	3	OT	TS	
3	D	DELAHEY Matthew Kenneth +A	0	0	0	2	0	0	0	0.00	1	0	1		2	+1
6	D	McFAULL Kendall	0	0	0	0	0	0	0	0.00	3	1	1		5	+1
10	F	COLLINS Christopher James	1	1	2	0	0	1	-1	0.00	1	0	4		5	+2
11	F	REDDICK Kruike Allan +C	1	0	1	0	12	8	4	60.00	2	1	1		4	+2
19	F	KOPER Levko Steven John	0	1	1	0	0	1	-1	0.00	0	1	1		2	+2
12	F	HICKMOTT Jordan Lindsay	2	1	3	0	0	0	0	0.00	2	0	5		7	+2
16	F	FOSTER Taylor Joseph	1	2	3	0	13	5	8	72.22	1	1	2		4	+2
21	D	ROWLEY Jordan Thomas	0	0	0	0	0	0	0	0.00	0	2	1		3	+2
22	D	CRAIGE Jesse Wade	0	0	0	0	0	0	0	0.00	3	0	0		3	+1
25	F	KING Kevin Jarrett +A	0	2	2	2	0	0	0	0.00	0	1	2		3	+2
4	D	CURRAN Kodie James	0	0	0	0	0	0	0	0.00	0	2	0		2	+2
8	D	MANNING Neil Alton	1	0	1	0	0	0	0	0.00	1	0	0		1	+3
23	F	McCALLUM Craig	0	0	0	0	0	0	0	0.00	1	0	0		1	0
24	F	FIDDLER Tyler Wayne	0	0	0	0	7	5	2	58.33	2	0	0		2	0
26	F	CARTIER Cody Jessie	0	0	0	0	2	1	1	66.67	1	1	0		2	0
5	D	PAULSEN Luke Eric	0	2	2	0	0	0	0	0.00	1	1	3		5	+2
7	F	MAXWELL Stanley Mitchell	0	2	2	0	2	1	1	66.67	2	0	0		2	+2
9	F	PEARCE Elgin James Milton	1	0	1	0	10	5	5	66.67	2	1	1		4	+2
15	F	FOWLIE Cody Joseph Allan	0	1	1	2	0	0	0	0.00	0	0	1		1	+1
17	F	DEPAPE Jordan Matthew Orr	0	1	1	0	0	0	0	0.00	0	1	0		1	+1
30	GK	FLETTE Dalyn Ross	0	0	0	0					0	0	0		0	
31	GK	HOLFELD Ryan Michael	0	0	0	0					0	0	0		0	
Total			7	13	20	6	46	27	19	63.01	23	13	23		59	

Team : SWE (yellow)

Head Coach : TIGER Mats

No	Pos	Name	G	A	P	PIM	FO+	FO-	FO+/-	FO%	Shots on Goal					+/-
											1	2	3	OT	TS	
5	D	LYRVALL Erik	0	0	0	2	0	0	0	0.00	0	0	0		0	-2
12	D	WESTLUND Wiking +A	0	0	0	0	0	0	0	0.00	0	1	0		1	-3
17	F	SALDEEN Justus	0	0	0	0	0	0	0	0.00	0	0	1		1	-2
19	F	RONNEBACK THOMSON Joachim +C	0	0	0	0	10	14	-4	41.67	0	2	0		2	-1
20	F	GRONSKOG Niklas	0	0	0	0	0	1	-1	0.00	0	0	1		1	-1
3	D	BACKESTEN Joel	0	0	0	0	0	0	0	0.00	1	0	0		1	-2
9	F	BJORK LINDSTROM Victor	0	0	0	2	1	2	-1	33.33	0	0	0		0	0
10	F	GRONROS Andre	0	0	0	0	0	1	-1	0.00	0	0	0		0	0
15	F	ANDERSSON Daniel	0	0	0	2	8	14	-6	36.36	0	0	0		0	-1
24	D	HERTZBERG Tim	0	0	0	0	0	0	0	0.00	1	0	0		1	-2
6	D	JIGMALM Freddie	0	0	0	0	0	0	0	0.00	1	0	0		1	-2
8	D	PELTONIEMI Fredrik	0	0	0	0	0	1	-1	0.00	0	0	0		0	-2
14	D	NYQUIST Oscar	0	0	0	0	0	0	0	0.00	0	1	0		1	-1
16	F	BERGQVIST Stefan	0	0	0	2	2	8	-6	20.00	0	1	0		1	-2
18	F	ORTEVALL Marcus	0	0	0	0	0	1	-1	0.00	0	0	0		0	-2
7	F	JONSSON Daniel	0	0	0	0	0	0	0	0.00	0	0	0		0	-3
11	F	ORRSVEDEN Magnus	0	0	0	0	0	0	0	0.00	0	0	0		0	-2
23	F	ROGNE Eric	0	0	0	0	6	4	2	60.00	0	0	0		0	-2
1	GK	LJUNG Arvid	0	0	0	0					0	0	0		0	
30	GK	HELIN Emil	0	0	0	2					0	0	0		0	
Total			0	0	0	10	27	46	-19	36.99	3	5	2		10	

Group B

R	Team	GP	W	OTW	OTL	L	GDF	GF : GA	PTS
1	CAN	2	2	0	0	0	+17	18 : 1	6
2	RUS	2	2	0	0	0	+17	18 : 1	6
3	SWE	2	0	0	0	2	-11	1 : 12	0
4	KOR	2	0	0	0	2	-23	1 : 24	0

	CAN	KOR	RUS	SWE
CAN	*****	11:1	SAT 07 FEB 17:00	7:0
KOR	1:11	*****	0:13	SAT 07 FEB 13:30
RUS	SAT 07 FEB 17:00	13:0	*****	5:1
SWE	0:7	SAT 07 FEB 13:30	1:5	*****

Timing and Results provided by **TISSOT**



LEGEND			
(G)	Goals in tournament	*	does not count for Plus/minus
+C	Captain	A	Assists
ET/Res	Penalty end time/Result of game	F	Forward
FO+	Face-offs won	FO+/-	Face-offs net
GDF	Goal difference	GF	Goals for
L	Losses	MIP	Minutes in play (GK)
OTL	Overtime losses	OTW	Overtime wins
Pos	Position	PP1	Power play - 1 player
R	Rank	SHG	Shorthanded goals
TPP	Time on power play	TS	Total shots
		+/-	Plus/minus net
		D	Defence
		FO-	Face-offs lost
		G	Goals
		GK	Goalkeeper
		No	Jersey number
		P	Points
		PPG	Power play goals
		SOG	Shots on goal
		W	Wins
		+A	Assistant captain
		EQ	Equal strength
		FO%	Face-offs won as percentage
		GA	Goals against
		GP	Games played
		OT	Overtime
		PIM	Penalties in minutes
		PTS	Points
		SVS	Saves



Shot Chart

CAN - SWE

Shots by SWE

Goals (o): 0 SSG (+): 3
SSP (-): 1 SPG (-): 0



GK 31 of CAN

Shots by CAN

Goals (o): 1 SSG (+): 12
SSP (-): 5 SPG (-): 9



GK 30 of SWE

Shots by SWE

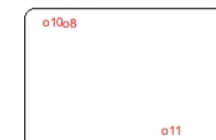
Goals (o): 0 SSG (+): 2
SSP (-): 0 SPG (-): 0



GK 31 of CAN

Shots by CAN


Goals (o): 3 SSG (+): 20
SSP (-): 9 SPG (-): 12



GK 30 of SWE

Shots by SWE

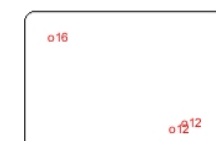
Goals (o): 0 SSG (+): 5
SSP (-): 5 SPG (-): 0



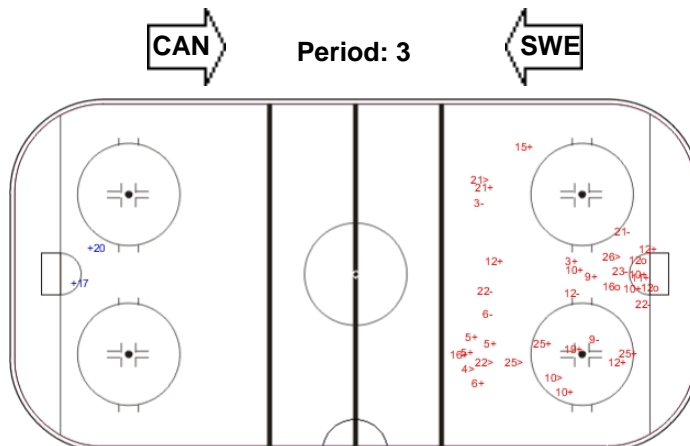
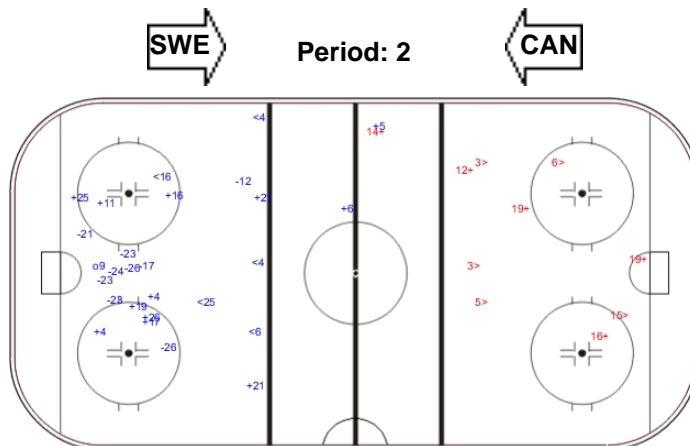
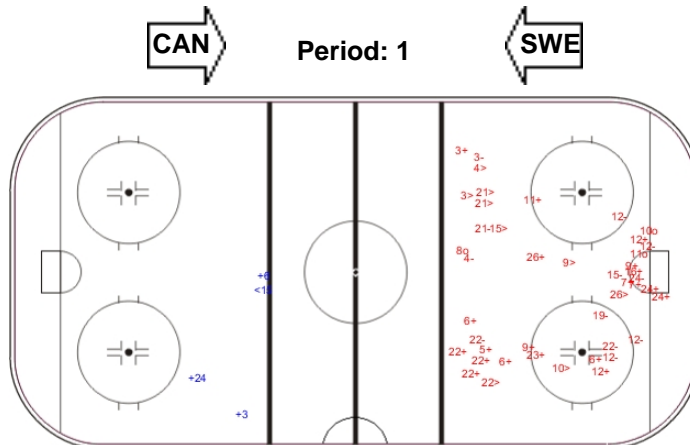
GK 31 of CAN

Shots by CAN

Goals (o): 3 SSG (+): 20
SSP (-): 6 SPG (-): 8



GK 30 of SWE



LEGEND	GK Goalkeeper	SPG Shots past goal	SSG Shots saved by goalkeeper	SSP Shots saved by player
---------------	----------------------	----------------------------	--------------------------------------	----------------------------------

Timing and Results provided by **TISSOT**



Face-off Chart

CAN - SWE

PERIOD 1

	CAN		SWE		CAN		SWE			
	Def. zone	Att. zone	Neutral zone		Att. zone	Def. zone				
	+ 24	- 19	+ 11	- 19	+ 16	- 15			Total wins all zones	
	+ 11	- 19	- 10	+ 23	- 11	+ 16				
	+ 11	- 19	+ 9	- 23	+ 16	- 19				
	- 16	+ 19	+ 11	- 19	- 11	+ 19				
	+ 24	- 9	- 16	+ 15	+ 7	- 8				
			+ 11	- 19	+ 16	- 16				
					+ 24	- 19				
					+ 24	- 19				
					- 7	+ 15				
					- 16	+ 16				
					+ 24	- 15				
Total wins / period	4 / 80%	1 / 20%	4 / 67%	2 / 33%	7 / 64%	4 / 36%			CAN	SWE
									15 / 68%	7 / 32%

PERIOD 2

	CAN		SWE		CAN		SWE				
	Def. zone	Att. zone	Neutral zone		Att. zone	Def. zone					
	- 11	+ 19	- 11	+ 19	+ 16	- 15			Total wins all zones		
	+ 11	- 19	+ 7	- 15	+ 16	- 16					
	- 19	+ 19	+ 9	- 19	- 24	+ 19					
	+ 16	- 16	- 11	+ 15	- 9	+ 19					
	- 24	+ 19	- 11	+ 15	- 16	+ 15					
	+ 11	- 16	+ 24	- 16	+ 16	- 19					
	+ 9	- 23	- 9	+ 19							
			+ 11	- 15							
Total wins / period	4 / 57%	3 / 43%	4 / 50%	4 / 50%	3 / 50%	3 / 50%				CAN	SWE
										11 / 52%	10 / 48%

PERIOD 3

	CAN		SWE		CAN		SWE			
	Def. zone	Att. zone	Neutral zone		Att. zone	Def. zone				
	+ 9	- 15	+ 9	- 19	+ 11	- 19			Total wins all zones	
	+ 16	- 15	- 24	+ 23	- 24	+ 15				
	- 24	+ 9	+ 9	- 15	+ 9	- 16				
	- 9	+ 23	+ 16	- 16	+ 16	- 23				
	+ 9	- 20	- 11	+ 19	- 16	+ 23				
			+ 16	- 15	+ 11	- 15				
			+ 16	- 16	+ 11	- 15				
			+ 9	- 10	- 9	+ 23				
			+ 24	- 23	+ 16	- 15				
					- 9	+ 15				
					+ 26	- 15				
					+ 26	- 15				
					- 26	+ 15				
					+ 11	- 18				
					- 11	+ 23				
					+ 9	- 9				
Total wins / period									CAN	SWE
									20 / 67%	10 / 33%



Preliminary round - Group B, Game 7

3 / 60%	2 / 40%	7 / 78%	2 / 22%	10 / 63%	6 / 37%

TOTAL

	CAN		SWE		CAN		SWE		Total wins all zones	
	Def. zone	Att. zone	Neutral zone		Att. zone	Def. zone	CAN	SWE		
Total wins / game	11 / 65%	6 / 35%	15 / 65%	8 / 35%	20 / 61%	13 / 39%	46 / 63%	27 / 37%		



HEAD TO HEAD

		SWE									Tot	wins CAN	Dz	Nz	Az	
No.	8	9	10	15	16	18	19	20	23							
CAN	7	1 - 0			1 - 1						3	2 67%		1 100%	1 50%	
	9		1 - 0	1 - 0	2 - 1	1 - 0		2 - 2	1 - 0	2 - 2	15	10 67%	3 75%	5 83%	2 40%	
	10									0 - 1	1	0 0%		0 0%		
	11				3 - 2	1 - 1	1 - 0	7 - 4			0 - 1	20	12 60%	4 80%	4 50%	4 57%
	16				5 - 2	5 - 1		2 - 1			1 - 1	18	13 72%	2 67%	3 75%	8 73%
	19							0 - 1				1	0 0%	0 0%		
	24			1 - 1	1 - 1	1 - 0		3 - 2			1 - 1	12	7 58%	2 50%	2 67%	3 60%
	26				2 - 1							3	2 67%			2 67%
Tot	1	3	1	22	10	1	24	1	10	73	46 63%	11 65%	15 65%	20 61%		
wins SWE	0 0%	1 33%	0 0%	8 36%	2 20%	0 0%	10 42%	0 0%	6 60%	27 37%						
Dz	0 0%	0 0%		5 38%	2 40%	0 0%	3 38%		3 75%	13 39%						
Nz			0 0%	3 43%	0 0%		3 38%		2 50%	8 35%						
Az		1 50%		0 0%	0 0%		4 50%	0 0%	1 50%	6 35%						

LEGEND

Az Attacking zone **Dz** Defending zone **Nz** Neutral zone **Tot** Total face-offs played

Timing and Results provided by **TISSOT**



Game Roster

REVISED
7 FEB 11:54

SWE - KOR

Referee(s)

TZIRTZIGANIS Tim (BEL)

Goalkeepers

Team: SWE

No	Name	GP	MIP	GA	SVS	SOG	SVS%	GAA
1	LJUNG Arvid	2	60:00	5	46	51	90.20	5.00
2	HELIN Emil	2	60:00	7	52	59	88.14	7.00
30	HVITFELDT Henrik	0	00:00	0	0	0	0.00	0.00

Team Roster

Team: SWE (yellow)

No	Pos	Name	GP	G	A	PTS	PIM	+/-
1	GK	LJUNG Arvid	2	0	0	0	0	
2	GK	HELIN Emil	2	0	0	0	2	
3	D	BACKESTEN Joel	2	0	0	0	2	-5
4	D	STIGBORN Adam	1	0	0	0	0	-1
5	D	LYRVALL Erik	2	0	0	0	2	-3
6	D	JIGMALM Freddie	2	0	0	0	0	-2
7	F	JONSSON Daniel	2	0	0	0	0	-4
8	D	PELTONIEMI Fredrik	2	0	0	0	0	-2
9	F	BJORK LINDSTROM Victor	2	0	0	0	6	-2
10	F	GRONROS Andre	2	0	0	0	0	0
11	F	ORRSVEDEN Magnus	2	0	0	0	0	-5
12	D	WESTLUND Wiking +A	2	0	0	0	2	-4
14	D	NYQUIST Oscar	2	0	0	0	2	-3
15	F	ANDERSSON Daniel	2	0	0	0	2	-1
16	F	BERGQVIST Stefan	2	1	0	1	4	-6
17	F	SALDEEN Justus	2	0	0	0	2	-2
18	F	ORTEVALL Marcus	2	0	0	0	0	-4
19	F	RONNEBACK THOMSON Joachim +C	2	0	1	1	0	-2
20	F	GRONSKOG Niklas	2	0	1	1	0	-2
23	F	ROGNE Eric	2	0	0	0	0	-2
24	D	HERTZBERG Tim	2	0	0	0	0	-5
30	GK	HVITFELDT Henrik	0	0	0	0	0	

Head Coach: TIGER Mats

Linesmen

KACEJ Lukas (SVK) , TROBAJO NAVARRO Carlos (ESP)

Team: KOR

No	Name	GP	MIP	GA	SVS	SOG	SVS%	GAA
1	BAE Jangwoo	2	110:22	19	105	124	84.68	10.33
20	LEE Changmin	2	09:38	5	4	9	44.44	31.14

Team: KOR (blue)

No	Pos	Name	GP	G	A	PTS	PIM	+/-
1	GK	BAE Jangwoo	2	0	0	0	0	
2	F	BAN Hansoo	2	0	0	0	0	-6
3	F	LEE Dounggun	2	0	0	0	0	-5
4	F	LEE Sungjin +A	2	0	0	0	0	-6
6	D	LEE Seungwon	2	0	0	0	2	-6
7	D	YANG Sunghun	2	0	0	0	2	-7
8	F	CHO Hyeonkuk	2	0	0	0	0	-2
9	F	BYUNGGEUL Kang	1	0	0	0	0	-1
10	F	YOON Sangwon	2	0	0	0	2	-5
11	F	YU Shinchul	2	0	0	0	2	-7
12	F	HA Jaejun	2	0	0	0	0	-3
13	F	OH Seahn +C	2	0	0	0	0	-7
14	D	LEE Sungjun	2	0	0	0	0	-7
15	D	LEE Jaegyung	2	0	0	0	0	-1
16	D	KIM Taegyung	2	0	0	0	2	-6
17	D	CHO Seokjun	2	0	0	0	0	-5
18	F	KANG Yoonseok	2	0	0	0	0	-7
19	F	JANG Hojun	2	0	0	0	0	-8
20	GK	LEE Changmin	2	0	0	0	0	
21	F	LIM Jinsoo	2	0	0	0	4	-7
22	D	HWANG Wootae +A	2	0	0	0	0	-1
23	D	HAN Geonhee	2	1	0	1	0	-8

Head Coach: KIM Heewoo

LEGEND

A Assists	D Defence	F Forward	G Goals
GA Goals against	GAA Goals against as average per 60 minutes	GK Goalkeeper	GP Games played
MIP Minutes and seconds played	No Jersey number	PIM Penalties in minutes	Pos Position
PTS Points	SOG Shots on goal	SVS Saves	SVS% Saves in percentage
+/- Plus/minus net	+A Assistant captain	+C Captain	

Change of Jersey Numbers Team SWE

Timing and Results provided by **TISSOT**



Line-Ups

SWE - KOR

Referee(s)

TZIRTZIGANIS Tim (BEL)

Linesmen

KACEJ Lukas (SVK) , TROBAJO NAVARRO Carlos (ESP)

Goalkeepers

Team: SWE

No	Name
1	LJUNG Arvid
2	HVITFELDT Henrik

Team Line-ups

Team: SWE (yellow)

No	Pos	Name
5	D	LYRVALL Erik
12	D	WESTLUND Wiking +A
17	F	SALDEEN Justus
19	F	RONNEBACK THOMSON Joachim +C
20	F	GRONSKOG Niklas
6	D	JIGMALM Freddie
8	D	PELTONIEMI Fredrik
14	D	NYQUIST Oscar
7	F	JONSSON Daniel
16	F	BERGQVIST Stefan
3	D	BACKESTEN Joel
24	D	HERTZBERG Tim
9	F	BJORK LINDSTROM Victor
10	F	GRONROS Andre
15	F	ANDERSSON Daniel
4	D	STIGBORN Adam +A
11	F	ORRSVEDEN Magnus
18	F	ORTEVALL Marcus
23	F	ROGNE Eric

Head Coach: TIGER Mats

NOT DRESSED:

30 GK HELIN Emil

Team: KOR

No	Name
1	BAE Jangwoo
20	LEE Changmin

Team: KOR (blue)

No	Pos	Name
6	D	LEE Seungwon
23	D	HAN Geonhee
11	F	YU Shinchul
13	F	OH Seahn +C
18	F	KANG Yoonseok
16	D	KIM Taegyum
17	D	CHO Seokjun
3	F	LEE Dounggun
4	F	LEE Sungjin +A
10	F	YOON Sangwon
15	D	LEE Jaegy
22	D	HWANG Wootae +A
8	F	CHO Hyeonkuk
12	F	HA Jaejun
7	D	YANG Sunghun
14	D	LEE Sungjun
2	F	BAN Hansoo
19	F	JANG Hojun
21	F	LIM Jinsoo

Head Coach: KIM Heewoo

NOT DRESSED:

9 F BYUNGGEUL Kang

LEGEND

D	Defence	F	Forward	No	Jersey number	Pos	Position
+A	Assistant captain	+C	Captain				



Graphical Line-Ups

SWE - KOR

Referee(s)

TZIRTZIGANIS Tim (BEL)

Linesmen

KACEJ Lukas (SVK) , TROBAJO NAVARRO Carlos (ESP)

Team: SWE - Sweden (yellow)

Head Coach: TIGER Mats

S1 1 LJUNG Arvid		2 HVITFELDT Henrik	
S2 5 LYRVALL Erik	S3 12 WESTLUND Wiking +A		
S4 17 SALDEEN Justus	S5 19 RONNEBACK THOMSON Joachim +C	S6 20 GRONSKOG Niklas	
6 JIGMALM Freddie		14 NYQUIST Oscar	
7 JONSSON Daniel	16 BERGQVIST Stefan	8 PELTONIEMI Fredrik	
3 BACKESTEN Joel		24 HERTZBERG Tim	
10 GRONROS Andre	15 ANDERSSON Daniel	9 BJORK LINDSTROM Victor	
4 STIGBORN Adam +A			
18 ORTEVALL Marcus	23 ROGNE Eric	11 ORRSVEDEN Magnus	

Team: KOR - Republic of Korea (blue)

Head Coach: KIM Heewoo

S1 1 BAE Jangwoo		20 LEE Changmin	
S3 23 HAN Geonhee	S2 6 LEE Seungwon		
S4 11 YU Shinchul	S5 13 OH Seahn +C	S6 18 KANG Yoonseok	
17 CHO Seokjun		16 KIM Taegyum	
4 LEE Sungjin +A	10 YOON Sangwon	3 LEE Dounggun	
15 LEE Jaegyung		22 HWANG Wootae +A	
12 HA Jaejun		8 CHO Hyeonkuk	
7 YANG Sunghun		14 LEE Sungjun	
19 JANG Hojun	2 BAN Hansoo	21 LIM Jinsoo	

LEGEND

Sn Starting position

+A Assistant captain

+C Captain

Timing and Results provided by **TISSOT**



Game Summary

SWE - KOR 5 - 4 (2 - 0, 0 - 2, 2 - 2, 0 - 0, 1 - 0)

Spectators	Referee(s)	Linesmen
200	TZIRTZIGANIS Tim (BEL)	KACEJ Lukas (SVK) , TROBAJO NAVARRO Carlos (ESP)

Team Statistics

Period	Score	SVS	SOG	PIM	TPP	PPG	SHG
1	2 : 0	7 : 5	7 : 7	4 : 4	02:22 : 04:00	1 : 0	0 : 0
2	0 : 2	14 : 9	9 : 16	6 : 0	00:00 : 04:13	0 : 1	0 : 0
3	2 : 2	5 : 11	13 : 7	0 : 6	04:36 : 00:00	1 : 0	0 : 1
OT	0 : 0	2 : 5	5 : 2	0 : 2	03:08 : 00:00	0 : 0	0 : 0
GWS	1 : 0	0 : 0	1 : 0	0 : 0	00:00 : 00:00	0 : 0	0 : 0
Total	5 : 4	28 : 30	35 : 32	10 : 12	10:06 : 08:13	2 : 1	0 : 1

1st Period

Action	Time	ET/Res	Team	Type	No	Name	(G)	Name of Assistant(s) / Action Description
GK	00:00		SWE		1	LJUNG A		- Goalkeeper in
GK	00:00		KOR		1	BAE J		- Goalkeeper in
Penalty	03:08	03:30	KOR	2 min.	13	OH S		- Hooking
Goal	03:30	1 : 0	SWE	PP1	16	BERGQVIST S	(2)	6 JIGMALM F On Ice SWE 1 5 6 16 19 20 19 RONNEBACK KOR 1 8 10 12 15 THOMSON J *
Goal	10:33	2 : 0	SWE	EQ	20	GRONSKOG N	(1)	19 RONNEBACK On Ice SWE 1 5 11 17 19 20 THOMSON J KOR 1 6 11 13 18 23 5 LYRVALL E
Penalty	12:43	14:43	KOR	2 min.	12	HA J		- Slashing
Penalty	15:45	17:45	SWE	2 min.	-	Team penalty		- Too Many Men / Served by: 18 ORTEVALL M
Penalty	17:58	19:58	SWE	2 min.	24	HERTZBERG T		- Holding an opponent

2nd Period

Action	Time	ET/Res	Team	Type	No	Name	(G)	Name of Assistant(s) / Action Description
Goal	21:11	2 : 1	KOR	EQ	4	LEE S	(1)	10 YOON S On Ice SWE 1 9 10 14 15 24 KOR 1 3 4 7 10 14
Penalty	23:48	25:48	SWE	2 min.	17	SALDEEN J		- Elbowing
Penalty	27:39	27:52	SWE	2 min.	19	RONNEBACK THOMSON J		- Slashing
Goal	27:52	2 : 2	KOR	PP1	10	YOON S	(1)	3 LEE D On Ice SWE 1 6 7 14 16 4 LEE S KOR 1 3 4 10 16 17 *
Penalty	37:07	39:07	SWE	2 min.	6	JIGMALM F		- Slashing

3rd Period

Action	Time	ET/Res	Team	Type	No	Name	(G)	Name of Assistant(s) / Action Description
Goal	40:44	3 : 2	SWE	EQ	17	SALDEEN J	(1)	12 WESTLUND W On Ice SWE 1 5 12 17 19 20 20 GRONSKOG N KOR 1 6 11 13 18 23
Goal	40:59	3 : 3	KOR	EQ	4	LEE S	(2)	16 KIM T On Ice SWE 1 3 9 10 14 15 KOR 1 3 4 10 16 17
Penalty	45:03	46:47	KOR	2 min.	-	Team penalty		- Too Many Men / Served by: 2 BAN H
Goal	45:51	3 : 4	KOR	SH1	13	OH S	(1)	On Ice SWE 1 3 9 10 15 24 KOR 1 6 11 13 23
Goal	46:47	4 : 4	SWE	PP1	15	ANDERSSON D	(1)	10 GRONROS A On Ice SWE 1 3 9 10 15 24 KOR 1 3 10 11 22 *
Penalty	52:52	54:52	KOR	2 min.	18	KANG Y		- Hooking
Penalty	59:08	61:08	KOR	2 min.	2	BAN H		- Interference

Overtime

Action	Time	ET/Res	Team	Type	No	Name	(G)	Name of Assistant(s) / Action Description
Penalty	62:40	64:40	KOR	2 min.	22	HWANG W		- Roughing
Time-out	62:40		SWE					
GK	65:00		SWE					1 LJUNG A - Goalkeeper out
GK	65:00		KOR					1 BAE J - Goalkeeper out

Timing and Results provided by **TISSOT**



Game Winning Shots

Action	Time	Result	Team	No	Name	(G)	Action Description
		0 : 0	KOR	4	LEE S		- Saved by goalie 1 LJUNG A (SWE) - on goal
		0 : 0	SWE	10	GRONROS A		- Saved by goalie 1 BAE J (KOR) - on goal
		0 : 0	KOR	23	HAN G		- Saved by goalie 1 LJUNG A (SWE) - on goal
		0 : 0	SWE	16	BERGQVIST S		- Missed (height) 1 BAE J (KOR) - on goal
		0 : 0	KOR	13	OH S		- Saved by goalie 1 LJUNG A (SWE) - on goal
		1 : 0	SWE	15	ANDERSSON D		- Scored 1 BAE J (KOR) - on goal
GWG	65:00	1 : 0	SWE	15	ANDERSSON D	(2)	

Goalkeeper Records

Team : SWE - Sweden

Team : KOR - Republic of Korea

No	Name	SOG	SVS	MIP
1	LJUNG Arvid	32	28	65:00
2	HVITFELDT Henrik			

No	Name	SOG	SVS	MIP
1	BAE Jangwoo	35	30	65:00
20	LEE Changmin			

Game Statistics

Team : SWE (yellow)

Head Coach : TIGER Mats

No	Pos	Name	G	A	P	PIM	FO+	FO-	FO+/-	FO%	Shots on Goal					+/-
											1	2	3	OT	TS	
5	D	LYRVALL Erik	0	1	1	0	0	0	0	0.00	0	0	1	1	2	+2
12	D	WESTLUND Wiking +A	0	1	1	0	0	1	-1	0.00	0	0	1	0	1	+1
17	F	SALDEEN Justus	1	0	1	2	0	0	0	0.00	1	1	1	1	4	+2
19	F	RONNEBACK THOMSON Joachim +C	0	2	2	2	7	13	-6	35.00	0	3	1	1	5	+2
20	F	GRONSKOG Niklas	1	1	2	0	1	0	1	100.00	1	0	1	0	2	+2
6	D	JIGMALM Freddie	0	1	1	2	0	0	0	0.00	2	0	0	0	2	0
7	F	JONSSON Daniel	0	0	0	0	0	0	0	0.00	0	0	1	0	1	0
8	D	PELTONIEMI Fredrik	0	0	0	0	0	0	0	0.00	0	0	0	0	0	0
14	D	NYQUIST Oscar	0	0	0	0	0	0	0	0.00	0	0	0	0	0	-2
16	F	BERGQVIST Stefan	1	0	1	0	2	5	-3	28.57	1	0	1	0	2	0
3	D	BACKESTEN Joel	0	0	0	0	0	0	0	0.00	0	0	2	0	2	-2
9	F	BJORK LINDSTROM Victor	0	0	0	0	0	0	0	0.00	1	2	1	0	4	-3
10	F	GRONROS Andre	0	1	1	0	0	0	0	0.00	0	0	0	1	1	-3
15	F	ANDERSSON Daniel	2	0	2	0	13	12	1	52.00	1	0	2	2	5	-3
24	D	HERTZBERG Tim	0	0	0	2	0	0	0	0.00	0	2	0	0	2	-2
4	D	STIGBORN Adam +A	0	0	0	0	0	0	0	0.00	0	0	0	0	0	0
11	F	ORRSVEDEN Magnus	0	0	0	0	0	0	0	0.00	0	0	0	0	0	+1
18	F	ORTEVALL Marcus	0	0	0	0	0	0	0	0.00	0	1	0	0	1	0
23	F	ROGNE Eric	0	0	0	0	8	6	2	57.14	0	0	1	0	1	0
1	GK	LJUNG Arvid	0	0	0	0					0	0	0	0	0	
2	GK	HVITFELDT Henrik	0	0	0	0					0	0	0	0	0	
Total			5	7	12	8	31	37	-6	45.59	7	9	13	6	35	

Team : KOR (blue)

Head Coach : KIM Heewoo

No	Pos	Name	G	A	P	PIM	FO+	FO-	FO+/-	FO%	Shots on Goal					+/-
											1	2	3	OT	TS	
6	D	LEE Seungwon	0	0	0	0	0	0	0	0.00	0	0	0	1	1	-1
11	F	YU Shinchul	0	0	0	0	2	2	0	50.00	2	4	0	0	6	-1
13	F	OH Seahn +C	1	0	1	2	11	7	4	61.11	0	0	1	0	1	-1
18	F	KANG Yoonseok	0	0	0	2	0	0	0	0.00	0	1	0	0	1	-2
23	D	HAN Geonhee	0	0	0	0	0	0	0	0.00	1	2	0	0	3	-1
3	F	LEE Dounggun	0	1	1	0	2	0	2	100.00	0	2	0	1	3	+2
4	F	LEE Sungjin +A	2	1	3	0	13	7	6	65.00	1	2	2	0	5	+2
10	F	YOON Sangwon	1	1	2	0	0	3	-3	0.00	2	1	1	0	4	+2
16	D	KIM Taegyum	0	1	1	0	0	0	0	0.00	0	1	0	0	1	+1
17	D	CHO Seokjun	0	0	0	0	0	0	0	0.00	0	0	0	0	0	+1
8	F	CHO Hyeonkuk	0	0	0	0	0	0	0	0.00	0	2	1	0	3	0
12	F	HA Jaejun	0	0	0	2	3	4	-1	42.86	0	0	0	0	0	0

Timing and Results provided by TISSOT



Preliminary round - Group B, Game 11

Head Coach : KIM Heewoo

No	Pos	Name	G	A	P	PIM	FO+	FO-	FO+/-	FO%	Shots on Goal					+/-
											1	2	3	OT	TS	
15	D	LEE Jaegyu	0	0	0	0	0	0	0	0.00	0	0	0	0	0	0
22	D	HWANG Wootae +A	0	0	0	2	0	0	0	0.00	0	0	0	0	0	0
2	F	BAN Hansoo	0	0	0	2	3	4	-1	42.86	0	0	0	0	0	0
7	D	YANG Sunghun	0	0	0	0	0	0	0	0.00	0	0	0	0	0	+1
14	D	LEE Sungjun	0	0	0	0	0	0	0	0.00	0	0	0	0	0	+1
19	F	JANG Hojun	0	0	0	0	3	4	-1	42.86	0	1	1	0	2	0
21	F	LIM Jinsoo	0	0	0	0	0	0	0	0.00	1	0	1	0	2	0
1	GK	BAE Jangwoo	0	0	0	0					0	0	0	0	0	
20	GK	LEE Changmin	0	0	0	0					0	0	0	0	0	
Total			4	4	8	10	37	31	6	54.41	7	16	7	2	32	


Group B

R	Team	GP	W	OTW	OTL	L	GDF	GF : GA	PTS
1	CAN	2	2	0	0	0	+17	18 : 1	6
2	RUS	2	2	0	0	0	+17	18 : 1	6
3	SWE	3	0	1	0	2	-10	6 : 16	2
4	KOR	3	0	0	1	2	-24	5 : 29	1

	CAN	KOR	RUS	SWE
CAN	*****	11:1	SAT 07 FEB 17:00	7:0
KOR	1:11	*****	0:13	4:5
RUS	SAT 07 FEB 17:00	13:0	*****	5:1
SWE	0:7	5:4	1:5	*****

LEGEND

(G) Goals in tournament	* does not count for Plus/minus	+/- Plus/minus net	+A Assistant captain
+C Captain	A Assists	D Defence	EQ Equal strength
ET/Res Penalty end time/Result of game	F Forward	FO- Face-offs lost	FO% Face-offs won as percentage
FO+ Face-offs won	FO+/- Face-offs net	G Goals	GA Goals against
GDF Goal difference	GF Goals for	GK Goalkeeper	GP Games played
GWG Game winning goal	GWS Game winning shots	L Losses	MIP Minutes in play (GK)
No Jersey number	OT Overtime	OTL Overtime losses	OTW Overtime wins
P Points	PIM Penalties in minutes	Pos Position	PP1 Power play - 1 player
PPG Power play goals	PTS Points	R Rank	SH1 Shorthanded - 1 player
SHG Shorthanded goals	SOG Shots on goal	SVS Saves	TPP Time on power play
TS Total shots	W Wins		

Timing and Results provided by  TISSOT



Shot Chart

SWE - KOR

Shots by KOR

Goals (o): 0
SSP (<): 4



GK 1 of SWE

Shots by SWE

Goals (o): 0
SSP (<): 6



GK 1 of KOR

Shots by KOR

Goals (o): 2
SSP (<): 2



GK 1 of SWE

Shots by SWE

Goals (o): 2
SSP (>): 4



GK 1 of KOR

Shots by KOR

Goals (o): 2
SSP (>): 5



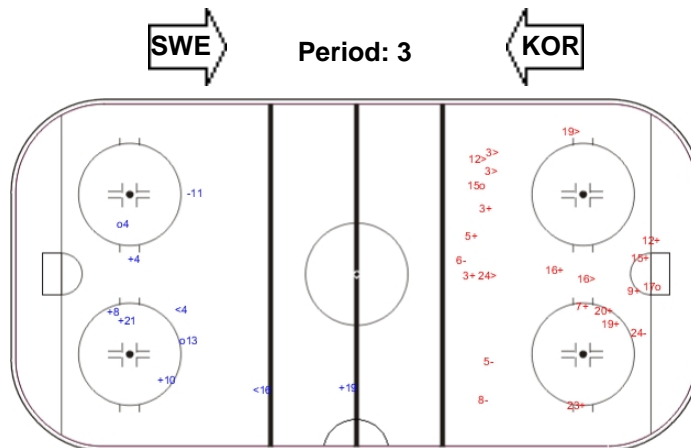
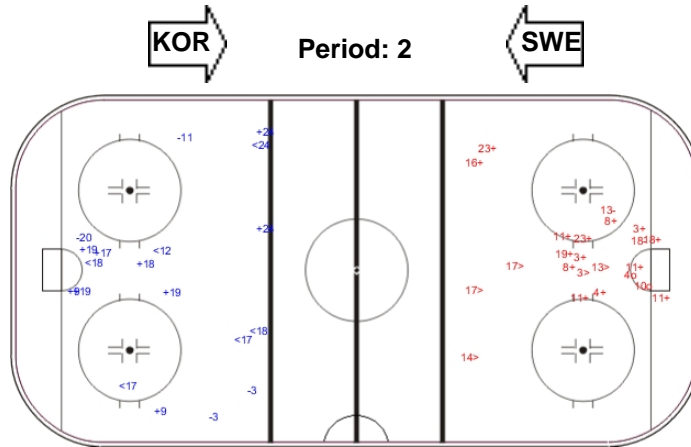
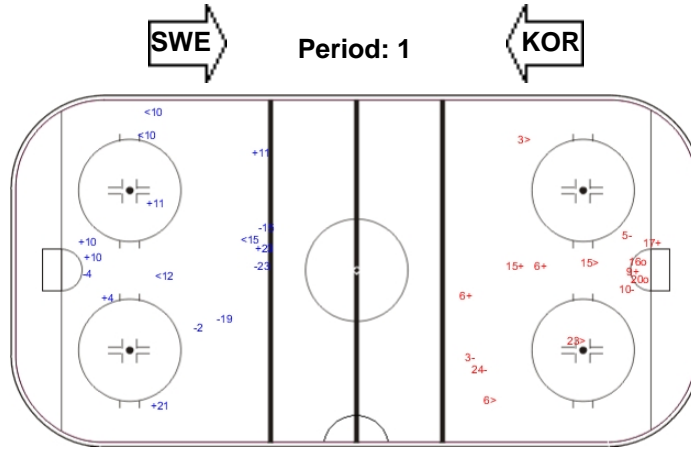
GK 1 of SWE

Shots by SWE

Goals (o): 2
SSP (>): 6



GK 1 of KOR





Shots by KOR

Goals (o): 0

SSG (+): 2

SSP (<): 0

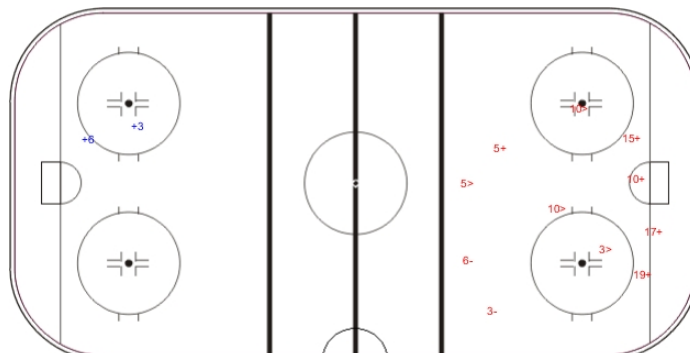
SPG (-): 0



GK 1 of SWE



Overtime



Shots by SWE

Goals (o): 0

SSG (+): 5

SSP (>): 4

SPG (-): 2



GK 1 of KOR

LEGEND

GK Goalkeeper

SPG Shots past goal

SSG Shots saved by goalkeeper

SSP Shots saved by player

Timing and Results provided by **TISSOT**



Face-off Chart

SWE - KOR

PERIOD 1

	SWE	KOR	Neutral zone		SWE	KOR	Total wins all zones				
	Def. zone	Att. zone	SWE	KOR	Att. zone	Def. zone					
	- 19	+ 19	- 19	+ 13	+ 16	- 4	<table border="1"> <thead> <tr> <th>SWE</th> <th>KOR</th> </tr> </thead> <tbody> <tr> <td>6 / 38%</td> <td>10 / 62%</td> </tr> </tbody> </table>	SWE	KOR	6 / 38%	10 / 62%
SWE	KOR										
6 / 38%	10 / 62%										
	+ 15	- 11	+ 16	- 13	- 19	+ 12					
	- 23	+ 19	+ 23	- 2	+ 19	- 19					
	- 19	+ 13	- 19	+ 13							
	- 19	+ 11	- 16	+ 4							
	- 23	+ 13	- 16	+ 13							
	+ 19	- 4									
Total wins / period	2 / 29%	5 / 71%	2 / 33%	4 / 67%	2 / 67%	1 / 33%					

PERIOD 2

	SWE	KOR	Neutral zone		SWE	KOR	Total wins all zones				
	Def. zone	Att. zone	SWE	KOR	Att. zone	Def. zone					
	- 16	+ 4	- 19	+ 13	+ 15	- 2	<table border="1"> <thead> <tr> <th>SWE</th> <th>KOR</th> </tr> </thead> <tbody> <tr> <td>9 / 50%</td> <td>9 / 50%</td> </tr> </tbody> </table>	SWE	KOR	9 / 50%	9 / 50%
SWE	KOR										
9 / 50%	9 / 50%										
	- 19	+ 4	+ 15	- 2	- 16	+ 13					
	+ 23	- 4	+ 15	- 12	- 12	+ 19					
	- 16	+ 4	+ 15	- 12							
	+ 23	- 11	+ 15	- 2							
	- 19	+ 2									
	+ 20	- 19									
	- 15	+ 4									
	- 19	+ 4									
	+ 23	- 19									
Total wins / period	4 / 40%	6 / 60%	4 / 80%	1 / 20%	1 / 33%	2 / 67%					

PERIOD 3

	SWE	KOR	Neutral zone		SWE	KOR	Total wins all zones				
	Def. zone	Att. zone	SWE	KOR	Att. zone	Def. zone					
	- 23	+ 13	+ 19	- 13	+ 19	- 4	<table border="1"> <thead> <tr> <th>SWE</th> <th>KOR</th> </tr> </thead> <tbody> <tr> <td>12 / 48%</td> <td>13 / 52%</td> </tr> </tbody> </table>	SWE	KOR	12 / 48%	13 / 52%
SWE	KOR										
12 / 48%	13 / 52%										
	+ 19	- 13	- 15	+ 4	+ 15	- 13					
	+ 23	- 19	+ 23	- 4	+ 19	- 13					
	- 15	+ 2	+ 15	- 13	- 15	+ 4					
	+ 15	- 13	- 23	+ 12	- 15	+ 2					
			+ 23	- 12	- 23	+ 12					
			- 19	+ 4	- 15	+ 13					
					+ 15	- 12					
					- 15	+ 11					
					- 19	+ 4					
					+ 15	- 4					
					- 19	+ 13					
					- 15	+ 3					
Total wins / period	3 / 60%	2 / 40%	4 / 57%	3 / 43%	5 / 38%	8 / 62%					

OVERTIME

Timing and Results provided by **TISSOT**



Preliminary round - Group B, Game 11

	SWE		KOR		SWE		KOR		SWE		KOR		Total wins all zones
	Def. zone	Att. zone	Neutral zone		Att. zone	Def. zone	Att. zone	Def. zone	Att. zone	Def. zone	SWE	KOR	
	+ 23	- 10	+ 15	- 10	- 15	+ 4	+ 19	- 10	- 15	+ 13	- 15	+ 4	
					+ 15	- 4	- 15	+ 4	- 15	+ 4	- 23	+ 3	
Total wins / period	1 / 100%	0 / 0%	1 / 100%	0 / 0%	2 / 29%	5 / 71%	4 / 44%	5 / 56%					

TOTAL

	SWE		KOR		SWE		KOR		SWE		KOR		Total wins all zones
	Def. zone	Att. zone	Neutral zone		Att. zone	Def. zone	Att. zone	Def. zone	Att. zone	Def. zone	SWE	KOR	
Total wins / game	10 / 43%	13 / 57%	11 / 58%	8 / 42%	10 / 38%	16 / 62%	31 / 46%	37 / 54%					




HEAD TO HEAD

		KOR							Tot	wins SWE	Dz	Nz	Az	
No.	2	3	4	10	11	12	13	19						
SWE	12								0 - 1	1	0 0%			0 0%
	15	3 - 2	0 - 1	2 - 6	1 - 0	1 - 1	3 - 0	3 - 2		25	13 52%	2 50%	6 86%	5 36%
	16			1 - 3				1 - 2		7	2 29%	0 0%	1 33%	1 50%
	19	0 - 1		2 - 4	1 - 0	0 - 1	0 - 1	3 - 5	1 - 1	20	7 35%	2 25%	1 20%	4 57%
	20								1 - 0	1	1 100%	1 100%		
	23	1 - 0	0 - 1	2 - 0	1 - 0	1 - 0	1 - 2	0 - 2	2 - 1	14	8 57%	5 63%	3 75%	0 0%
Tot	7	2	20	3	4	7	18	7	68	31 46%	10 43%	11 58%	10 38%	
wins KOR	3 43%	2 100%	13 65%	0 0%	2 50%	3 43%	11 61%	3 43%	37 54%					
Dz	1 50%	2 100%	5 56%	0 0%	1 100%	2 67%	4 67%	1 50%	16 62%					
Nz	0 0%		3 75%	0 0%		1 25%	4 57%		8 42%					
Az	2 100%		5 71%	0 0%	1 33%		3 60%	2 40%	13 57%					

LEGEND

Az Attacking zone **Dz** Defending zone **Nz** Neutral zone **Tot** Total face-offs played

Timing and Results provided by  TISSOT



Game Roster

CAN - RUS

Referee(s)

ANSONS Andris (LAT)

Goalkeepers

Team: CAN

No	Name	GP	MIP	GA	SVS	SOG	SVS%	GAA
1	LAZARUK Kristopher Robert	1	29:14	0	8	8	100.00	0.00
30	FLETTE Dalyn Ross	1	00:00	0	0	0	0.00	0.00
31	HOLFELD Ryan Michael	2	90:46	1	15	16	93.75	0.66

Team Roster

Team: CAN (white)

No	Pos	Name	GP	G	A	PTS	PIM	+/-
1	GK	LAZARUK Kristopher Robert	1	0	0	0	0	
3	D	DELAHEY Matthew Kenneth +A	2	0	0	0	2	+5
4	D	CURRAN Kodie James	2	0	2	2	4	+5
5	D	PAULSEN Luke Eric	2	0	3	3	0	+4
6	D	McFAULL Kendall	2	0	2	2	2	+5
7	F	MAXWELL Stanley Mitchell	2	0	2	2	0	+4
8	D	MANNING Neil Alton	2	1	0	1	0	+6
9	F	PEARCE Elgin James Milton	2	2	0	2	0	+3
10	F	COLLINS Christopher James	2	2	2	4	2	+4
11	F	REDDICK Kruise Allan +C	2	1	3	4	0	+5
12	F	HICKMOTT Jordan Lindsay	2	3	2	5	0	+5
15	F	FOWLIE Cody Joseph Allan	2	0	1	1	4	+1
16	F	FOSTER Taylor Joseph	2	2	4	6	0	+5
17	F	DEPAPE Jordan Matthew Orr	2	0	1	1	0	+1
19	F	KOPER Levko Steven John	2	2	1	3	0	+6
21	D	ROWLEY Jordan Thomas	2	0	0	0	0	+3
22	D	CRAIGE Jesse Wade	2	0	1	1	12	+2
23	F	McCALLUM Craig	2	0	0	0	0	+1
24	F	FIDDLER Tyler Wayne	2	0	1	1	0	+2
25	F	KING Kevin Jarrett +A	2	3	2	5	2	+5
26	F	CARTIER Cody Jessie	2	2	0	2	0	+2
30	GK	FLETTE Dalyn Ross	1	0	0	0	0	
31	GK	HOLFELD Ryan Michael	2	0	0	0	0	

Head Coach: ADOLPH David George

Linesmen

ICHIKAWA Shunsuke (JPN) , NYQVIST Anders (SWE)

Team: RUS

No	Name	GP	MIP	GA	SVS	SOG	SVS%	GAA
1	EVDOKIMOV Gleb	2	60:00	1	8	9	88.89	1.00
20	BELOV Sergey	2	60:00	0	14	14	100.00	0.00

Team: RUS (red)

No	Pos	Name	GP	G	A	PTS	PIM	+/-
1	GK	EVDOKIMOV Gleb	2	0	0	0	0	
2	D	VASILYEV Valerii	2	0	0	0	0	+5
8	F	GIMATOV Eduard	2	2	1	3	2	+4
9	F	GORDEEV Artem	2	0	1	1	0	+4
11	D	AKISHIN Dmitrii	2	0	0	0	0	+5
12	D	CHEREPANOV Nikita	2	0	1	1	0	+2
13	F	TORCHENYUK Alexander +C	2	0	2	2	0	+5
14	F	KLIMCHUK Mikhail +A	2	2	2	4	0	+4
15	F	ALESHIN Egor	2	0	2	2	2	+3
16	F	LEBEDEV Alexander	2	1	4	5	0	+5
17	F	FEDOROV Artem	2	3	2	5	0	+3
19	D	RAFIKOV Rushan +A	2	0	0	0	4	+5
20	GK	BELOV Sergey	2	0	0	0	0	
21	F	SOLOVYEV Evgeny	2	0	2	2	2	+2
22	F	BARBASHEV Sergey	2	3	1	4	2	+5
23	D	MASLOV Kirill	2	0	0	0	0	+2
24	F	KRIVCHENKO Egor	2	1	2	3	0	+2
25	D	BOLSHAKOV Alexander	2	0	0	0	0	+6
26	F	PETRAKOV Ivan	2	2	2	4	0	+5
27	F	SHINGAREEV Timur	2	1	1	2	0	+5
28	D	VIKSNA Evgeny	2	2	1	3	0	+8
29	F	LEE Oleg	2	1	2	3	0	+5

Head Coach: UVAEV Viacheslav

LEGEND

A Assists	D Defence	F Forward	G Goals
GA Goals against	GAA Goals against as average per 60 minutes	GK Goalkeeper	GP Games played
MIP Minutes and seconds played	No Jersey number	PIM Penalties in minutes	Pos Position
PTS Points	SOG Shots on goal	SVS Saves	SVS% Saves in percentage
+/- Plus/minus net	+A Assistant captain	+C Captain	

Timing and Results provided by **TISSOT**



Line-Ups

CAN - RUS

Referee(s)

ANSONS Andris (LAT)

Linesmen

ICHIKAWA Shunsuke (JPN) , NYQVIST Anders (SWE)

Goalkeepers

Team: CAN

No	Name
1	LAZARUK Kristopher Robert
31	HOLFELD Ryan Michael

Team Line-ups

Team: CAN (white)

No	Pos	Name
3	D	DELAHEY Matthew Kenneth +A
6	D	McFAULL Kendall
10	F	COLLINS Christopher James
11	F	REDDICK Kruiise Allan +C
19	F	KOPER Levko Steven John
21	D	ROWLEY Jordan Thomas
22	D	CRAIGE Jesse Wade
12	F	HICKMOTT Jordan Lindsay
16	F	FOSTER Taylor Joseph
25	F	KING Kevin Jarrett +A
4	D	CURRAN Kodie James
8	D	MANNING Neil Alton
23	F	McCALLUM Craig
24	F	FIDDLER Tyler Wayne
26	F	CARTIER Cody Jessie
5	D	PAULSEN Luke Eric
7	F	MAXWELL Stanley Mitchell
9	F	PEARCE Elgin James Milton
15	F	FOWLIE Cody Joseph Allan
17	F	DEPAPE Jordan Matthew Orr

Head Coach: ADOLPH David George

NOT DRESSED:

30 GK FLETTE Dalyn Ross

Team: RUS

No	Name
1	EVDOKIMOV Gleb
20	BELOV Sergey

Team: RUS (red)

No	Pos	Name
2	D	VASILYEV Valerii
19	D	RAFIKOV Rushan +A
16	F	LEBEDEV Alexander
26	F	PETRAKOV Ivan
27	F	SHINGAREEV Timur
11	D	AKISHIN Dmitrii
28	D	VIKSNA Evgeny
13	F	TORCHENYUK Alexander +C
22	F	BARBASHEV Sergey
29	F	LEE Oleg
25	D	BOLSHAKOV Alexander
8	F	GIMATOV Eduard
9	F	GORDEEV Artem
14	F	KLIMCHUK Mikhail +A
21	F	SOLOVYEV Evgeny
12	D	CHEREPANOV Nikita
23	D	MASLOV Kirill
15	F	ALESHIN Egor
17	F	FEDOROV Artem
24	F	KRIVCHENKO Egor

Head Coach: UVAEV Viacheslav

LEGEND

D	Defence	F	Forward	No	Jersey number	Pos	Position
+A	Assistant captain	+C	Captain				



Graphical Line-Ups

CAN - RUS

Referee(s)

ANSONS Andris (LAT)

Linesmen

ICHIKAWA Shunsuke (JPN) , NYQVIST Anders (SWE)

Team: CAN - Canada (white)

Head Coach: ADOLPH David George

S1 1 LAZARUK Kristopher Robert		
31 HOLFELD Ryan Michael		
S2 3 DELAHEY Matthew Kenneth +A	S3 6 McFAULL Kendall	
S6 19 KOPER Levko Steven John	S5 11 REDDICK Kruike Allan +C	S4 10 COLLINS Christopher James
21 ROWLEY Jordan Thomas		22 CRAIGE Jesse Wade
25 KING Kevin Jarrett +A	16 FOSTER Taylor Joseph	12 HICKMOTT Jordan Lindsay
8 MANNING Neil Alton		4 CURRAN Kodie James
23 McCALLUM Craig	24 FIDDLER Tyler Wayne	26 CARTIER Cody Jessie
5 PAULSEN Luke Eric		15 FOWLIE Cody Joseph Allan
7 MAXWELL Stanley Mitchell	9 PEARCE Elgin James Milton	17 DEPAPE Jordan Matthew Orr

Team: RUS - Russian Federation (red)

Head Coach: UVAEV Viacheslav

S1 1 EVDOKIMOV Gleb		
20 BELOV Sergey		
S3 19 RAFIKOV Rushan +A	S2 2 VASILYEV Valerii	
S6 27 SHINGAREEV Timur	S5 26 PETRAKOV Ivan	S4 16 LEBEDEV Alexander
11 AKISHIN Dmitrii		28 VIKSNA Evgeny
22 BARBASHEV Sergey	13 TORCHENYUK Alexander +C	29 LEE Oleg
25 BOLSHAKOV Alexander		21 SOLOVYEV Evgeny
8 GIMATOV Eduard	9 GORDEEV Artem	14 KLIMCHUK Mikhail +A
12 CHEREPANOV Nikita		23 MASLOV Kirill
17 FEDOROV Artem	24 KRIVCHENKO Egor	15 ALESHIN Egor

LEGEND

Sn Starting position

+A Assistant captain

+C Captain

Timing and Results provided by **TISSOT**



Game Summary

CAN - RUS 5 - 3 (0 - 2 , 3 - 1 , 2 - 0)

Spectators	Referee(s)	Linesmen
2600	ANSONS Andris (LAT)	ICHIKAWA Shunsuke (JPN) , NYQVIST Anders (SWE)

Team Statistics

Period	Score	SVS	SOG	PIM	TPP	PPG	SHG
1	0 : 2	10 : 8	8 : 12	8 : 4	00:08 : 02:51	0 : 0	0 : 0
2	3 : 1	7 : 9	12 : 8	4 : 4	01:29 : 03:18	0 : 1	0 : 0
3	2 : 0	13 : 3	5 : 13	12 : 4	00:33 : 08:00	1 : 0	0 : 0
Total	5 : 3	30 : 20	25 : 33	24 : 12	02:10 : 14:09	1 : 1	0 : 0

1st Period

Action	Time	ET/Res	Team	Type	No	Name	(G)	Name of Assistant(s) / Action Description
GK	00:00		CAN		1	LAZARUK KR		- Goalkeeper in
GK	00:00		RUS		1	EVDOKIMOV G		- Goalkeeper in
Penalty	03:00	05:00	CAN	2 min.	11	REDDICK KA		- Tripping
Penalty	03:43	05:43	CAN	2 min.	25	KING KJ		- High Sticking
Goal	07:53	0 : 1	RUS	EQ	26	PETRAKOV I	(3)	16 LEBEDEV A 19 RAFIKOV R On Ice CAN 1 3 6 10 11 19 RUS 1 2 16 19 26 27
Goal	12:42	0 : 2	RUS	EQ	19	RAFIKOV R	(1)	17 FEDOROV A On Ice CAN 1 3 6 10 11 19 RUS 1 2 15 17 19 24
Penalty	13:58	15:58	CAN	2 min.	25	KING KJ		- Boarding
Penalty	14:06	16:06	RUS	2 min.	12	CHEREPANOV N		- Hooking
Penalty	20:00	22:00	RUS	2 min.	8	GIMATOV E		- Roughing
Penalty	20:00	22:00	CAN	2 min.	7	MAXWELL SM		- Roughing

2nd Period

Action	Time	ET/Res	Team	Type	No	Name	(G)	Name of Assistant(s) / Action Description
Goal	20:27	1 : 2	CAN	EQ	11	REDDICK KA	(2)	19 KOPER LSJ 21 ROWLEY JT On Ice CAN 1 11 19 21 22 RUS 1 2 16 19 26
Goal	21:36	2 : 2	CAN	EQ	24	FIDDLER TW	(1)	21 ROWLEY JT 26 CARTIER CJ On Ice CAN 1 21 22 24 26 RUS 1 2 8 14 25
Penalty	28:58	30:16	CAN	2 min.	24	FIDDLER TW		- Roughing
Goal	30:16	2 : 3	RUS	PP1	24	KRIVCHENKO E	(2)	17 FEDOROV A On Ice CAN 1 3 6 12 16 RUS 1 12 15 17 23 24 *
Penalty	31:18	33:18	CAN	2 min.	26	CARTIER CJ		- High Sticking
Goal	36:48	3 : 3	CAN	EQ	22	CRAIGE JW	(1)	21 ROWLEY JT 7 MAXWELL SM On Ice CAN 1 7 9 17 21 22 RUS 1 12 13 15 17 23
Penalty	38:31	40:31	RUS	2 min.	13	TORCHENYUK A		- Tripping
Penalty	39:40	40:33	RUS	2 min.	19	RAFIKOV R		- Slashing

3rd Period

Action	Time	ET/Res	Team	Type	No	Name	(G)	Name of Assistant(s) / Action Description
Goal	40:33	4 : 3	CAN	PP1	22	CRAIGE JW	(2)	On Ice CAN 1 11 12 16 21 22 RUS 1 9 12 13 14 *
Penalty	42:27	44:27	CAN	2 min.	3	DELAHEY MK		- Cross-Checking
Goal	45:47	5 : 3	CAN	EQ	24	FIDDLER TW	(2)	21 ROWLEY JT 22 CRAIGE JW On Ice CAN 1 21 22 23 24 26 RUS 1 11 13 15 22 28
Penalty	45:58	47:58	CAN	2 min.	3	DELAHEY MK		- Tripping
Penalty	49:15	51:15	RUS	2 min.	16	LEBEDEV A		- Roughing
Penalty	49:15	53:15	RUS	2 min.	16	LEBEDEV A		- Roughing
Penalty	49:15	51:15	CAN	2 min.	17	DEPAPE JMO		- Roughing
Penalty	49:15	53:15	CAN	2 min.	17	DEPAPE JMO		- Roughing
Penalty	52:50	54:50	CAN	2 min.	21	ROWLEY JT		- Tripping
Time-out	55:30		CAN					
Penalty	56:00	58:00	CAN	2 min.	24	FIDDLER TW		- Interference
GK	60:00		CAN					1 LAZARUK KR - Goalkeeper out
GK	60:00		RUS					1 EVDOKIMOV G - Goalkeeper out

Timing and Results provided by **TISSOT**



Goalkeeper Records

Team : CAN - Canada

No	Name	SOG	SVS	MIP
1	LAZARUK Kristopher Robert	33	30	60:00
31	HOLFELD Ryan Michael			

Team : RUS - Russian Federation

No	Name	SOG	SVS	MIP
1	EVDOKIMOV Gleb	25	20	60:00
20	BELOV Sergey			

Game Statistics

Team : CAN (white)

Head Coach : ADOLPH David George

No	Pos	Name	G	A	P	PIM	FO+	FO-	FO+/-	FO%	Shots on Goal					+/-
											1	2	3	OT	TS	
3	D	DELAHEY Matthew Kenneth +A	0	0	0	4	0	0	0	0.00	0	0	0		0	-2
6	D	McFAULL Kendall	0	0	0	0	0	0	0	0.00	1	0	0		1	-2
10	F	COLLINS Christopher James	0	0	0	0	1	2	-1	33.33	0	0	1		1	-2
11	F	REDDICK Kruiise Allan +C	1	0	1	2	9	8	1	52.94	2	1	0		3	-1
19	F	KOPER Levko Steven John	0	1	1	0	0	1	-1	0.00	1	1	0		2	-1
12	F	HICKMOTT Jordan Lindsay	0	0	0	0	0	0	0	0.00	1	1	0		2	0
16	F	FOSTER Taylor Joseph	0	0	0	0	8	10	-2	44.44	0	0	0		0	0
21	D	ROWLEY Jordan Thomas	0	4	4	2	0	0	0	0.00	1	0	0		1	+4
22	D	CRAIGE Jesse Wade	2	1	3	0	0	0	0	0.00	0	1	1		2	+4
25	F	KING Kevin Jarrett +A	0	0	0	4	1	0	1	100.00	0	3	0		3	0
4	D	CURRAN Kodie James	0	0	0	0	0	0	0	0.00	0	0	2		2	0
8	D	MANNING Neil Alton	0	0	0	0	0	0	0	0.00	0	0	0		0	0
23	F	McCALLUM Craig	0	0	0	0	0	0	0	0.00	1	1	0		2	+1
24	F	FIDDLER Tyler Wayne	2	0	2	4	14	10	4	58.33	1	2	1		4	+2
26	F	CARTIER Cody Jessie	0	1	1	2	0	1	-1	0.00	0	0	0		0	+2
5	D	PAULSEN Luke Eric	0	0	0	0	0	0	0	0.00	0	0	0		0	0
7	F	MAXWELL Stanley Mitchell	0	1	1	2	2	0	2	100.00	0	0	0		0	+1
9	F	PEARCE Elgin James Milton	0	0	0	0	3	6	-3	33.33	0	0	0		0	+1
15	F	FOWLIE Cody Joseph Allan	0	0	0	0	1	0	1	100.00	0	0	0		0	0
17	F	DEPAPE Jordan Matthew Orr	0	0	0	4	0	0	0	0.00	0	2	0		2	+1
1	GK	LAZARUK Kristopher Robert	0	0	0	0					0	0	0		0	
31	GK	HOLFELD Ryan Michael	0	0	0	0					0	0	0		0	
Total			5	8	13	24	39	38	1	50.65	8	12	5		25	

Team : RUS (red)

Head Coach : UVAEV Viacheslav

No	Pos	Name	G	A	P	PIM	FO+	FO-	FO+/-	FO%	Shots on Goal					+/-
											1	2	3	OT	TS	
2	D	VASILYEV Valerii	0	0	0	0	0	0	0	0.00	0	1	0		1	0
16	F	LEBEDEV Alexander	0	1	1	4	1	0	1	100.00	1	0	0		1	0
19	D	RAFIKOV Rushan +A	1	1	2	2	0	0	0	0.00	2	2	1		5	+1
26	F	PETRAKOV Ivan	1	0	1	0	6	6	0	50.00	1	1	1		3	0
27	F	SHINGAREEV Timur	0	0	0	0	1	1	0	50.00	0	1	0		1	+1
11	D	AKISHIN Dmitrii	0	0	0	0	0	0	0	0.00	0	0	0		0	-1
13	F	TORCHENYUK Alexander +C	0	0	0	2	9	7	2	56.25	1	1	0		2	-2
22	F	BARBASHEV Sergey	0	0	0	0	3	1	2	75.00	0	0	3		3	-1
28	D	VIKSNA Evgeny	0	0	0	0	2	1	1	66.67	1	1	0		2	-1
29	F	LEE Oleg	0	0	0	0	0	1	-1	0.00	2	0	0		2	0
8	F	GIMATOV Eduard	0	0	0	2	0	1	-1	0.00	0	0	1		1	-1
9	F	GORDEEV Artem	0	0	0	0	8	11	-3	42.11	0	0	0		0	0
14	F	KLIMCHUK Mikhail +A	0	0	0	0	1	0	1	100.00	1	0	0		1	-1
21	F	SOLOVYEV Evgeny	0	0	0	0	0	0	0	0.00	0	0	0		0	0
25	D	BOLSHAKOV Alexander	0	0	0	0	0	0	0	0.00	0	0	1		1	-1
12	D	CHEREPANOV Nikita	0	0	0	2	0	0	0	0.00	0	0	3		3	-1
15	F	ALESHIN Egor	0	0	0	0	1	2	-1	33.33	1	0	1		2	-1
17	F	FEDOROV Artem	0	2	2	0	0	0	0	0.00	1	0	0		1	0
23	D	MASLOV Kirill	0	0	0	0	0	0	0	0.00	0	0	1		1	-1
24	F	KRIVCHENKO Egor	1	0	1	0	6	8	-2	42.86	1	1	1		3	+1
1	GK	EVDOKIMOV Gleb	0	0	0	0					0	0	0		0	

Timing and Results provided by TISSOT



Preliminary round - Group B, Game 12

Head Coach : UVAEV Viacheslav

No	Pos	Name	G	A	P	PIM	FO+	FO-	FO+/-	FO%	Shots on Goal					+/-
											1	2	3	OT	TS	
20	GK	BELOV Sergey	0	0	0	0					0	0	0		0	
Total			3	4	7	12	38	39	-1	49.35	12	8	13		33	


Group B

R	Team	GP	W	OTW	OTL	L	GDF	GF : GA	PTS
1	CAN	3	3	0	0	0	+19	23 : 4	9
2	RUS	3	2	0	0	1	+15	21 : 6	6
3	SWE	3	0	1	0	2	-10	6 : 16	2
4	KOR	3	0	0	1	2	-24	5 : 29	1

	CAN	KOR	RUS	SWE
CAN	*****	11:1	5:3	7:0
KOR	1:11	*****	0:13	4:5
RUS	3:5	13:0	*****	5:1
SWE	0:7	5:4	1:5	*****

LEGEND

(G) Goals in tournament	* does not count for Plus/minus	+/- Plus/minus net	+A Assistant captain
+C Captain	A Assists	D Defence	EQ Equal strength
ET/Res Penalty end time/Result of game	F Forward	FO- Face-offs lost	FO% Face-offs won as percentage
FO+ Face-offs won	FO+/- Face-offs net	G Goals	GA Goals against
GDF Goal difference	GF Goals for	GK Goalkeeper	GP Games played
L Losses	MIP Minutes in play (GK)	No Jersey number	OT Overtime
OTL Overtime losses	OTW Overtime wins	P Points	PIM Penalties in minutes
Pos Position	PP1 Power play - 1 player	PPG Power play goals	PTS Points
R Rank	SHG Shorthanded goals	SOG Shots on goal	SVS Saves
TTP Time on power play	TS Total shots	W Wins	

Timing and Results provided by  TISSOT

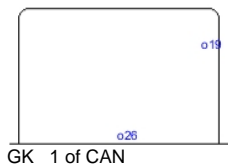


Shot Chart

CAN - RUS

Shots by RUS


Goals (o): 2 SSG (+): 10
SSP (-): 6 SPG (-): 2



GK 1 of CAN

Shots by CAN

Goals (o): 3 SSG (+): 9
SSP (-): 1 SPG (-): 0



GK 1 of RUS

Shots by RUS

Goals (o): 0 SSG (+): 13
SSP (-): 5 SPG (-): 3



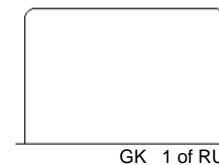
GK 1 of CAN

LEGEND

GK Goalkeeper **SPG** Shots past goal **SSG** Shots saved by goalkeeper **SSP** Shots saved by player

Shots by CAN


Goals (o): 0 SSG (+): 8
SSP (>): 8 SPG (-): 4



GK 1 of RUS

Shots by RUS

Goals (o): 1 SSG (+): 7
SSP (>): 5 SPG (-): 2



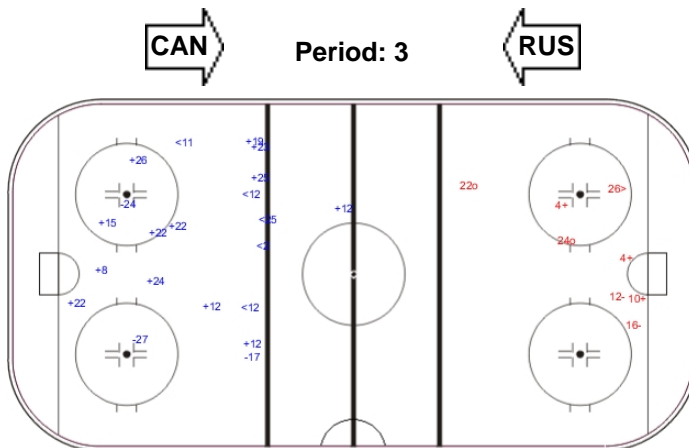
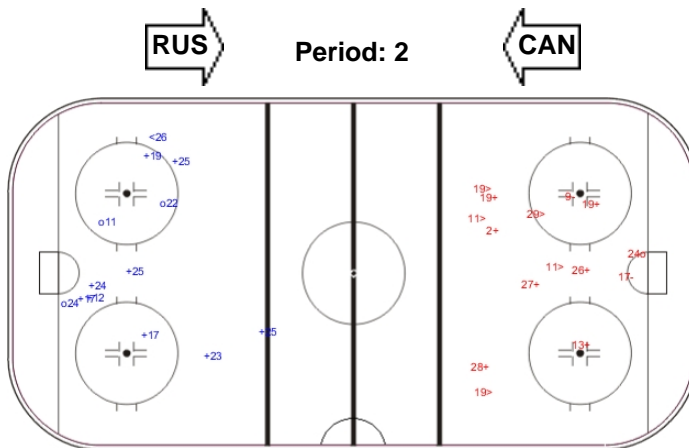
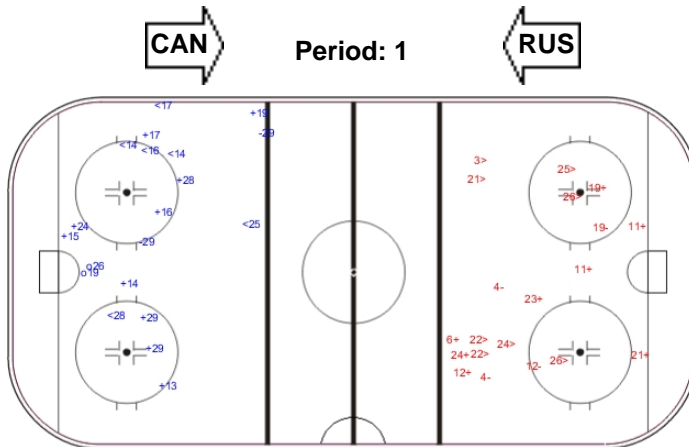
GK 1 of CAN

Shots by CAN

Goals (o): 2 SSG (+): 3
SSP (>): 1 SPG (-): 2



GK 1 of RUS





Face-off Chart

CAN - RUS

PERIOD 1

	CAN		RUS		CAN		RUS					
	Def. zone	Att. zone	Neutral zone		Att. zone	Def. zone						
	- 16	+ 13	+ 11	- 26	- 24	+ 9			Total wins all zones			
	- 24	+ 13	- 24	+ 24	+ 24	- 24						
	+ 24	- 8	+ 7	- 24	+ 11	- 28						
	+ 16	- 9	- 16	+ 13	- 26	+ 24						
	+ 16	- 13	+ 9	- 13	- 9	+ 22						
	+ 24	- 24	+ 11	- 26	+ 11	- 24						
	+ 24	- 9	- 9	+ 26	- 16	+ 14						
	+ 15	- 13	- 11	+ 28	+ 24	- 9						
	+ 7	- 9			+ 16	- 29						
					- 10	+ 24						
					+ 10	- 9						
					+ 24	- 9						
Total wins / period	7 / 78%	2 / 22%	4 / 50%	4 / 50%	7 / 58%	5 / 42%	<table border="1"> <thead> <tr> <th>CAN</th> <th>RUS</th> </tr> </thead> <tbody> <tr> <td>18 / 62%</td> <td>11 / 38%</td> </tr> </tbody> </table>			CAN	RUS	18 / 62%
CAN	RUS											
18 / 62%	11 / 38%											

PERIOD 2

	CAN		RUS		CAN		RUS						
	Def. zone	Att. zone	Neutral zone		Att. zone	Def. zone							
	+ 11	- 26	- 11	+ 28	- 9	+ 27			Total wins all zones				
	+ 24	- 9	- 16	+ 13	+ 16	- 13							
	+ 24	- 15	- 24	+ 24	+ 24	- 9							
	- 11	+ 13	- 11	+ 26	- 9	+ 9							
	+ 24	- 27	- 16	+ 24	- 9	+ 9							
	- 11	+ 22	- 24	+ 26	+ 16	- 15							
	- 24	+ 16	+ 11	- 26	- 24	+ 9							
	- 10	+ 13			- 16	+ 13							
	+ 16	- 9			- 16	+ 26							
	+ 9	- 13			- 9	+ 9							
	+ 24	- 9			- 16	+ 26							
Total wins / period	7 / 64%	4 / 36%	1 / 14%	6 / 86%	3 / 27%	8 / 73%	<table border="1"> <thead> <tr> <th>CAN</th> <th>RUS</th> </tr> </thead> <tbody> <tr> <td>11 / 38%</td> <td>18 / 62%</td> </tr> </tbody> </table>			CAN	RUS	11 / 38%	18 / 62%
CAN	RUS												
11 / 38%	18 / 62%												

PERIOD 3

	CAN		RUS		CAN		RUS						
	Def. zone	Att. zone	Neutral zone		Att. zone	Def. zone							
	+ 9	- 24	+ 11	- 9					Total wins all zones				
	+ 11	- 22	+ 24	- 26									
	- 11	+ 9	+ 16	- 24									
	+ 11	- 24	- 16	+ 9									
	+ 24	- 13	- 16	+ 24									
	- 24	+ 22	- 24	+ 13									
	- 19	+ 26	- 11	+ 9									
	- 24	+ 13	+ 16	- 26									
	- 11	+ 15	+ 24	- 24									
	+ 25	- 13											
Total wins / period	5 / 50%	5 / 50%	5 / 56%	4 / 44%			<table border="1"> <thead> <tr> <th>CAN</th> <th>RUS</th> </tr> </thead> <tbody> <tr> <td>10 / 53%</td> <td>9 / 47%</td> </tr> </tbody> </table>			CAN	RUS	10 / 53%	9 / 47%
CAN	RUS												
10 / 53%	9 / 47%												



TOTAL

Total wins / game	CAN		RUS		CAN		RUS		Total wins all zones	
	Def. zone	Att. zone	Neutral zone	Neutral zone	Att. zone	Def. zone	Att. zone	Def. zone	CAN	RUS
	19 / 63%	11 / 37%	10 / 42%	14 / 58%	10 / 43%	13 / 57%	39 / 51%	38 / 49%		



HEAD TO HEAD

		RUS											Tot	wins CAN	Dz	Nz	Az	
No.	8	9	13	14	15	16	22	24	26	27	28	29						
CAN	7		1 - 0						1 - 0					2	2 100%	1 100%	1 100%	
	9		0 - 3	2 - 0				0 - 1	1 - 0	0 - 1	0 - 1			9	3 33%	2 100%	1 50%	0 0%
	10		1 - 0	0 - 1					0 - 1					3	1 33%	0 0%		1 50%
	11		1 - 2	0 - 1			0 - 1		1 - 1	2 - 0	4 - 1		1 - 2	17	9 53%	3 43%	4 50%	2 100%
	15			1 - 0										1	1 100%	1 100%		
	16		2 - 1	2 - 4	0 - 1	1 - 0			1 - 2	1 - 2			1 - 0	18	8 44%	3 75%	2 29%	3 43%
	19									0 - 1				1	0 0%	0 0%		
	24	1 - 0	6 - 2	1 - 3		1 - 0	0 - 1	0 - 1	3 - 2	1 - 1	1 - 0			24	14 58%	8 67%	2 33%	4 67%
	25			1 - 0										1	1 100%	1 100%		
	26								0 - 1					1	0 0%			0 0%
Tot	1	19	16	1	3	1	4	14	12	2	3	1	77	39 51%	19 63%	10 42%	10 43%	
wins RUS	0 0%	8 42%	9 56%	1 100%	1 33%	1 100%	3 75%	6 43%	6 50%	1 50%	2 67%	0 0%	38 49%					
Dz		5 56%	1 50%	1 100%	0 0%		1 100%	2 50%	2 100%	1 100%	0 0%	0 0%	13 57%					
Nz		2 67%	3 75%					4 57%	3 38%		2 100%		14 58%					
Az	0 0%	1 14%	5 50%		1 50%	1 100%	2 67%	0 0%	1 50%	0 0%			11 37%					

LEGEND

Az Attacking zone **Dz** Defending zone **Nz** Neutral zone **Tot** Total face-offs played

Timing and Results provided by **TISSOT**



Game Roster

KAZ - JPN

Referee(s)

CAMPBELL Michael (CAN)

Linesmen

LIU Ren (CHN) , van GRINSVEN Chris (BEL)

Goalkeepers

Team: KAZ

No	Name	GP	MIP	GA	SVS	SOG	SVS%	GAA
1	KUDRYAVTSEV Sergey	0	00:00	0	0	0	0.00	0.00
20	SMOLNIKOV Mikhail	0	00:00	0	0	0	0.00	0.00
25	GRYAZNOV Maxim	0	00:00	0	0	0	0.00	0.00

Team Roster

Team: KAZ (blue)

No	Pos	Name	GP	G	A	PTS	PIM	+/-
1	GK	KUDRYAVTSEV Sergey	0	0	0	0	0	
2	D	GOROZHANINOV Ilya	0	0	0	0	0	0
3	D	IVASHIN Viktor	0	0	0	0	0	0
4	D	GULYAKOV Ilya	0	0	0	0	0	0
5	D	ISHMAMETYEV Alexey	0	0	0	0	0	0
6	D	AKHMETOV Daniyar	0	0	0	0	0	0
7	F	POPOVICH Yulian	0	0	0	0	0	0
8	F	ZYATKOV Pavel	0	0	0	0	0	0
9	F	NESTEROV German	0	0	0	0	0	0
10	D	GREBENCHSHIKOV Vladimir	0	0	0	0	0	0
11	D	KENBAYEV Daulet	0	0	0	0	0	0
12	F	ANTSIFEROV Alexey	0	0	0	0	0	0
14	F	VOLOGODSKIY Alexandr	0	0	0	0	0	0
16	F	SAFIN Renat	0	0	0	0	0	0
17	F	YELAKOV Vladislav	0	0	0	0	0	0
18	D	KURSHUK Alexandr	0	0	0	0	0	0
19	F	BELGIBAYEV Nursultan	0	0	0	0	0	0
20	GK	SMOLNIKOV Mikhail	0	0	0	0	0	
21	F	MAZULA Eduard	0	0	0	0	0	0
22	F	KACHULIN Mikhail	0	0	0	0	0	0
23	F	KOVZALOV Ilya	0	0	0	0	0	0
24	F	FEDOSSENKO Vyacheslav	0	0	0	0	0	0
25	GK	GRYAZNOV Maxim	0	0	0	0	0	

Head Coach: STARYGIN Sergey

Team: JPN

No	Name	GP	MIP	GA	SVS	SOG	SVS%	GAA
1	HITOMI Shun	0	00:00	0	0	0	0.00	0.00
25	ONODA Takuto	0	00:00	0	0	0	0.00	0.00


Team: JPN (white)

No	Pos	Name	GP	G	A	PTS	PIM	+/-
1	GK	HITOMI Shun	0	0	0	0	0	
2	D	HORIUCHI Itaru	0	0	0	0	0	0
4	D	MATSUKANE Kenta	0	0	0	0	0	0
5	D	KATO Shinnosuke	0	0	0	0	0	0
6	D	OHBA Dai	0	0	0	0	0	0
7	D	YOKOYAMA Yoshiya	0	0	0	0	0	0
8	F	OMUKU Maito	0	0	0	0	0	0
9	F	ECHIGO Tomoya	0	0	0	0	0	0
11	F	OTSU Kosuke	0	0	0	0	0	0
12	D	KOIZUMI Kazunari	0	0	0	0	0	0
13	F	HITOSATO Shigeki	0	0	0	0	0	0
14	F	TANAKA Kentaro	0	0	0	0	0	0
15	F	KONNO Tomohiro	0	0	0	0	0	0
16	F	TATEDA Shun	0	0	0	0	0	0
18	F	FURUHASHI Makuru	0	0	0	0	0	0
19	F	NAKAJIMA Shogo	0	0	0	0	0	0
21	F	SUZUKI Kento	0	0	0	0	0	0
22	F	KAWAMURA Kazuki	0	0	0	0	0	0
23	F	IKEDA Ikki	0	0	0	0	0	0
24	D	SATOH Hikaru	0	0	0	0	0	0
25	GK	ONODA Takuto	0	0	0	0	0	

Head Coach: MAHON Mark

LEGEND

A Assists	D Defence	F Forward	G Goals
GA Goals against	GAA Goals against as average per 60 minutes	GK Goalkeeper	GP Games played
MIP Minutes and seconds played	No Jersey number	PIM Penalties in minutes	Pos Position
PTS Points	SOG Shots on goal	SVS Saves	SVS% Saves in percentage
+/- Plus/minus net			

Timing and Results provided by  TISSOT



Line-Ups

KAZ - JPN

Referee(s)

CAMPBELL Michael (CAN)

Linesmen

LIU Ren (CHN) , van GRINSVEN Chris (BEL)

Goalkeepers

Team: KAZ

No	Name
20	SMOLNIKOV Mikhail
25	GRYAZNOV Maxim

Team Line-ups

Team: KAZ (blue)

No	Pos	Name
4	D	GULYAKOV Ilya
18	D	KURSHUK Alexandr +A
8	F	ZYATKOV Pavel
22	F	KACHULIN Mikhail
23	F	KOVZALOV Ilya
5	D	ISHMAMETYEV Alexey
6	D	AKHMETOV Daniyar +C
9	F	NESTEROV German
16	F	SAFIN Renat
17	F	YELAKOV Vladislav
10	D	GREBENCHSHIKOV Vladimir
11	D	KENBAYEV Daulet
7	F	POPOVICH Yulian
12	F	ANTSIFEROV Alexey
19	F	BELGIBAYEV Nursultan +A
2	D	GOROZHANINOV Ilya
3	D	IVASHIN Viktor
14	F	VOLOGODSKIY Alexandr
24	F	FEDOSSENKO Vyacheslav

Head Coach: STARYGIN Sergey

NOT DRESSED:

1 GK KUDRYAVTSEV Sergey
21 F MAZULA Eduard

Team: JPN

No	Name
25	ONODA Takuto
1	HITOMI Shun


Team: JPN (white)

No	Pos	Name
4	D	MATSUKANE Kenta
24	D	SATOH Hikaru +C
15	F	KONNO Tomohiro
18	F	FURUHASHI Makuru
23	F	IKEDA Ikki
7	D	YOKOYAMA Yoshiya
12	D	KOIZUMI Kazunari
9	F	ECHIGO Tomoya +A
16	F	TATEDA Shun
19	F	NAKAJIMA Shogo
2	D	HORIUCHI Itaru
5	D	KATO Shinnosuke
8	F	OMUKU Maito
11	F	OTSU Kosuke
22	F	KAWAMURA Kazuki
6	D	OHBA Dai
13	F	HITOSATO Shigeki
14	F	TANAKA Kentaro +A
21	F	SUZUKI Kento

Head Coach: MAHON Mark

LEGEND

D	Defence	F	Forward	No	Jersey number	Pos	Position
+A	Assistant captain	+C	Captain				

Timing and Results provided by  TISSOT



Graphical Line-Ups

KAZ - JPN

Referee(s)

CAMPBELL Michael (CAN)

Linesmen

LIU Ren (CHN) , van GRINSVEN Chris (BEL)

Team: KAZ - Kazakhstan (blue)

Head Coach: STARYGIN Sergey

S1 20 SMOLNIKOV Mikhail		
25 GRYAZNOV Maxim		
S2 4 GULYAKOV Ilya	S3 18 KURSHUK Alexandr +A	
S5 22 KACHULIN Mikhail	S6 23 KOVZALOV Ilya	S4 8 ZYATKOV Pavel
6 AKHMETOV Daniyar +C		5 ISHMAMETYEV Alexey
9 NESTEROV German	17 YELAKOV Vladislav	16 SAFIN Renat
10 GREBENCHSHIKOV Vladimir		11 KENBAYEV Dautlet
7 POPOVICH Yulian	12 ANTSIFEROV Alexey	19 BELGIBAYEV Nursultan +A
2 GOROZHANINOV Ilya		3 IVASHIN Viktor
24 FEDOSSENKO Vyacheslav		14 VOLOGODSKIY Alexandr

Team: JPN - Japan (white)

Head Coach: MAHON Mark

S1 25 ONODA Takuto		
1 HITOMI Shun		
S3 24 SATOH Hikaru +C	S2 4 MATSUKANE Kenta	
S4 15 KONNO Tomohiro	S5 18 FURUHASHI Makuru	S6 23 IKEDA Ikki
7 YOKOYAMA Yoshiya		12 KOIZUMI Kazunari
19 NAKAJIMA Shogo	9 ECHIGO Tomoya +A	16 TATEDA Shun
2 HORIUCHI Itaru		5 KATO Shinnosuke
11 OTSU Kosuke	8 OMIKU Maito	22 KAWAMURA Kazuki
6 OHBA Dai		
13 HITOSATO Shigeki	14 TANAKA Kentaro +A	21 SUZUKI Kento

LEGEND

Sn Starting position

+A Assistant captain

+C Captain

Timing and Results provided by **TISSOT**



Game Summary

REVISED
5 FEB 19:44

KAZ - JPN 3 - 2 (0 - 0 , 2 - 1 , 1 - 1)

Spectators	Referee(s)	Linesmen
257	CAMPBELL Michael (CAN)	LIU Ren (CHN) , van GRINSVEN Chris (BEL)

Team Statistics

Period	Score	SVS	SOG	PIM	TPP	PPG	SHG
1	0 : 0	10 : 8	8 : 10	4 : 2	02:00 : 04:00	0 : 0	0 : 0
2	2 : 1	7 : 13	15 : 8	2 : 2	02:00 : 02:00	0 : 0	0 : 0
3	1 : 1	6 : 6	7 : 7	6 : 4	00:28 : 02:28	0 : 0	0 : 0
Total	3 : 2	23 : 27	30 : 25	12 : 8	04:28 : 08:28	0 : 0	0 : 0

1st Period

Action	Time	ET/Res	Team	Type	No	Name	(G)	Name of Assistant(s) / Action Description
GK	00:00		KAZ		20	SMOLNIKOV M		- Goalkeeper in
GK	00:00		JPN		25	ONODA T		- Goalkeeper in
Penalty	05:22	07:22	JPN	2 min.	2	HORIUCHI I		- Holding an opponent
Penalty	09:57	11:57	KAZ	2 min.	6	AKHMETOV D		- Interference
Penalty	17:33	19:33	KAZ	2 min.	2	GOROZHANINOV I		- Interference

2nd Period

Action	Time	ET/Res	Team	Type	No	Name	(G)	Name of Assistant(s) / Action Description
Goal	23:30	0 : 1	JPN	EQ	18	FURUHASHI M	(1)	On Ice KAZ 20 4 8 18 22 23 JPN 25 7 12 15 18 23
Goal	26:04	1 : 1	KAZ	EQ	16	SAFIN R	(1)	24 FEDOSSENKO V On Ice KAZ 20 2 3 14 16 24 JPN 25 7 8 12 13 14
Penalty	29:53	31:53	JPN	2 min.	18	FURUHASHI M		- Hooking
Penalty	35:34	37:34	KAZ	2 min.	11	KENBAYEV D		- Holding an opponent / Served by: 7 POPOVICH Y
Goal	37:38	2 : 1	KAZ	EQ	9	NESTEROV G	(1)	7 POPOVICH Y On Ice KAZ 20 3 7 9 10 17 JPN 25 2 7 9 14 16

3rd Period

Action	Time	ET/Res	Team	Type	No	Name	(G)	Name of Assistant(s) / Action Description
Penalty	42:47	44:47	KAZ	2 min.	18	KURSHUK A		- Tripping
Penalty	43:15	45:15	JPN	2 min.	18	FURUHASHI M		- Hooking
Penalty	52:18	54:18	KAZ	2 min.	5	ISHMAMETEV A		- Roughing
Goal	54:25	2 : 2	JPN	EQ	24	SATOH H	(1)	9 ECHIGO T On Ice KAZ 20 5 11 12 18 22 JPN 25 7 8 19 23 24
Goal	58:38	3 : 2	KAZ	EQ	23	KOVZALOV I	(1)	On Ice KAZ 20 4 8 18 22 23 JPN 25 2 5 11 14 22 25 ONODA T - Goalkeeper out
GK	59:08		JPN					
Time-out	59:31		JPN					
Penalty	59:45	60:00	JPN	2 min.	11	OTSU K		- Roughing
Penalty	59:45	60:00	KAZ	2 min.	6	AKHMETOV D		- Roughing
GK	60:00		KAZ					20 SMOLNIKOV M - Goalkeeper out

Goalkeeper Records

Team : KAZ - Kazakhstan

Team : JPN - Japan

No	Name	SOG	SVS	MIP
20	SMOLNIKOV Mikhail	25	23	60:00
25	GRYAZNOV Maxim			

No	Name	SOG	SVS	MIP
25	ONODA Takuto	30	27	59:08
1	HITOMI Shun			

Game Statistics

Team : KAZ (blue)



Head Coach : STARYGIN Sergey

No	Pos	Name	G	A	P	PIM	FO+	FO-	FO+/-	FO%	Shots on Goal					+/-
											1	2	3	OT	TS	
4	D	GULYAKOV Ilya	0	0	0	0	0	0	0	0.00	1	0	0		1	0
8	F	ZYATKOV Pavel	0	0	0	0	0	0	0	0.00	1	0	0		1	0
18	D	KURSHUK Alexandr +A	0	0	0	2	0	0	0	0.00	0	0	0		0	-1
22	F	KACHULIN Mikhail	0	0	0	0	0	0	0	0.00	0	0	0		0	-1
23	F	KOVZALOV Ilya	1	0	1	0	9	11	-2	45.00	0	3	1		4	0
5	D	ISHMAMETYEV Alexey	0	0	0	2	0	0	0	0.00	1	0	1		2	-1
6	D	AKHMETOV Daniyar +C	0	0	0	4	0	0	0	0.00	0	1	0		1	0
9	F	NESTEROV German	1	0	1	0	0	0	0	0.00	2	1	0		3	+1
16	F	SAFIN Renat	1	0	1	0	0	0	0	0.00	0	2	0		2	+1
17	F	YELAKOV Vladislav	0	0	0	0	7	10	-3	41.18	1	2	0		3	+1
7	F	POPOVICH Yulian	0	1	1	0	0	0	0	0.00	1	1	0		2	+1
10	D	GREBENCHSHIKOV Vladimir	0	0	0	0	0	0	0	0.00	0	1	0		1	+1
11	D	KENBAYEV Dautlet	0	0	0	2	0	0	0	0.00	0	0	0		0	-1
12	F	ANTSIFEROV Alexey	0	0	0	0	12	6	6	66.67	0	2	0		2	-1
19	F	BELGIBAYEV Nursultan +A	0	0	0	0	0	1	-1	0.00	1	0	2		3	0
2	D	GOROZHANINOV Ilya	0	0	0	2	0	0	0	0.00	0	0	0		0	+1
3	D	IVASHIN Viktor	0	0	0	0	0	0	0	0.00	0	0	1		1	+2
14	F	VOLOGODSKIY Alexandr	0	0	0	0	0	0	0	0.00	0	2	1		3	+1
24	F	FEDOSSENKO Vyacheslav	0	1	1	0	5	0	5	100.00	0	0	1		1	+1
20	GK	SMOLNIKOV Mikhail	0	0	0	0					0	0	0		0	
25	GK	GRYAZNOV Maxim	0	0	0	0					0	0	0		0	
Total			3	2	5	12	33	28	5	54.10	8	15	7		30	

Team : JPN (white)

Head Coach : MAHON Mark

No	Pos	Name	G	A	P	PIM	FO+	FO-	FO+/-	FO%	Shots on Goal					+/-
											1	2	3	OT	TS	
4	D	MATSUKANE Kenta	0	0	0	0	0	0	0	0.00	1	0	0		1	0
15	F	KONNO Tomohiro	0	0	0	0	0	0	0	0.00	0	1	0		1	+1
18	F	FURUHASHI Makuru	1	0	1	4	16	5	11	76.19	1	1	2		4	+1
23	F	IKEDA Ikki	0	0	0	0	0	1	-1	0.00	0	0	0		0	+2
24	D	SATOH Hikaru +C	1	0	1	0	0	0	0	0.00	1	1	1		3	+1
7	D	YOKOYAMA Yoshiya	0	0	0	0	0	0	0	0.00	0	1	0		1	0
9	F	ECHIGO Tomoya +A	0	1	1	0	4	9	-5	30.77	0	0	1		1	-1
12	D	KOIZUMI Kazunari	0	0	0	0	0	0	0	0.00	0	0	0		0	0
16	F	TATEDA Shun	0	0	0	0	1	2	-1	33.33	1	1	0		2	-1
19	F	NAKAJIMA Shogo	0	0	0	0	0	0	0	0.00	1	0	3		4	+1
2	D	HORIUCHI Itaru	0	0	0	2	0	0	0	0.00	2	0	0		2	-2
5	D	KATO Shinnosuke	0	0	0	0	0	0	0	0.00	0	0	0		0	-1
8	F	OMUKU Maito	0	0	0	0	5	11	-6	31.25	0	1	0		1	0
11	F	OTSU Kosuke	0	0	0	2	0	0	0	0.00	1	1	0		2	-1
22	F	KAWAMURA Kazuki	0	0	0	0	0	1	-1	0.00	2	0	0		2	-1
6	D	OHBA Dai	0	0	0	0	0	0	0	0.00	0	0	0		0	0
13	F	HITOSATO Shigeki	0	0	0	0	0	0	0	0.00	0	1	0		1	-1
14	F	TANAKA Kentaro +A	0	0	0	0	2	4	-2	33.33	0	0	0		0	-3
21	F	SUZUKI Kento	0	0	0	0	0	0	0	0.00	0	0	0		0	0
1	GK	HITOMI Shun	0	0	0	0					0	0	0		0	
25	GK	ONODA Takuto	0	0	0	0					0	0	0		0	
Total			2	1	3	8	28	33	-5	45.90	10	8	7		25	

Group C

R	Team	GP	W	OTW	OTL	L	GDF	GF : GA	PTS
1	KAZ	1	1	0	0	0	+1	3 : 2	3
2	JPN	1	0	0	0	1	-1	2 : 3	0
-	USA	0							


	JPN	KAZ	USA
JPN	*****	2:3	THU 05 FEB 20:30
KAZ	3:2	*****	SAT 07 FEB 20:30
USA	THU 05 FEB 20:30	SAT 07 FEB 20:30	*****



LEGEND

(G)	Goals in tournament	+/-	Plus/minus net	+A	Assistant captain	+C	Captain
A	Assists	D	Defence	EQ	Equal strength	ET/Res	Penalty end time/Result of game
F	Forward	FO-	Face-offs lost	FO%	Face-offs won as percentage	FO+	Face-offs won
FO+/-	Face-offs net	G	Goals	GA	Goals against	GDF	Goal difference
GF	Goals for	GK	Goalkeeper	GP	Games played	L	Losses
MIP	Minutes in play (GK)	No	Jersey number	OT	Overtime	OTL	Overtime losses
OTW	Overtime wins	P	Points	PIM	Penalties in minutes	Pos	Position
PPG	Power play goals	PTS	Points	R	Rank	SHG	Shorthanded goals
SOG	Shots on goal	SVS	Saves	TTP	Time on power play	TS	Total shots
W	Wins						

Shots on Goal correction

Timing and Results provided by  **TISSOT**

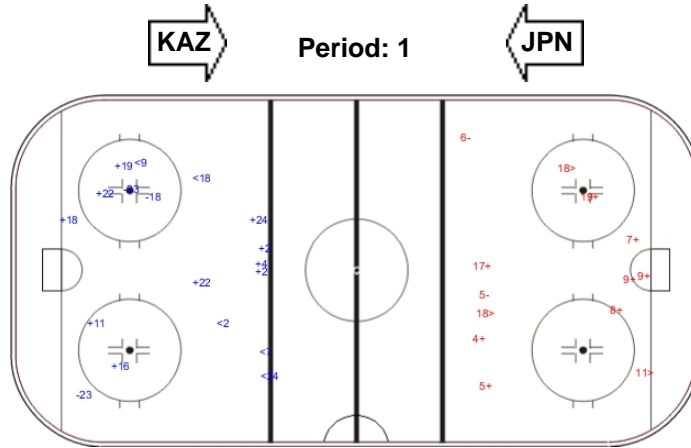



Shot Chart

REVISED
5 FEB 19:45

KAZ - JPN

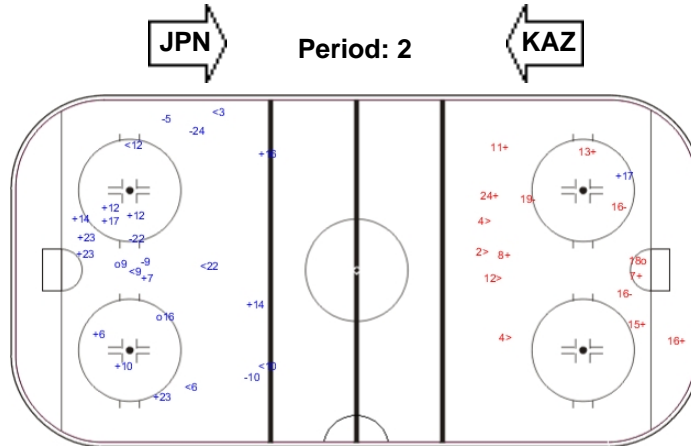
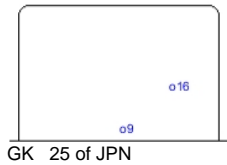
Shots by JPN
Goals (o): 0
SSP (<): 5
SSG (+): 10
SPG (-): 3



Shots by KAZ
Goals (o): 0
SSP (>): 3
SSG (+): 8
SPG (-): 2



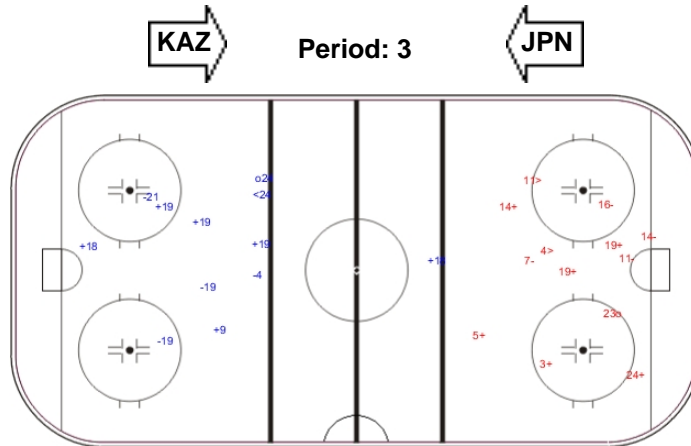
Shots by KAZ
Goals (o): 2
SSP (<): 6
SSG (+): 13
SPG (-): 5



Shots by JPN
Goals (o): 1
SSP (>): 4
SSG (+): 7
SPG (-): 3



Shots by JPN
Goals (o): 1
SSP (<): 1
SSG (+): 6
SPG (-): 4



Shots by KAZ
Goals (o): 1
SSP (>): 2
SSG (+): 6
SPG (-): 4



LEGEND

GK Goalkeeper SPG Shots past goal SSG Shots saved by goalkeeper SSP Shots saved by player

Shot on Goal correction

Timing and Results provided by **TISSOT**



Face-off Chart

KAZ - JPN

PERIOD 1

KAZ		JPN		KAZ		JPN		KAZ		JPN		Total wins all zones	
Def. zone	Att. zone	Neutral zone		Att. zone	Def. zone							KAZ	JPN
+ 12	- 9	- 23	+ 18	+ 17	- 18								
+ 24	- 8	- 12	+ 18	+ 12	- 9								
+ 23	- 14	- 23	+ 9	+ 23	- 8								
+ 17	- 8	+ 12	- 8	+ 24	- 9								
- 12	+ 18			+ 23	- 9								
- 23	+ 18			+ 24	- 14								
- 17	+ 18												
+ 23	- 9												
+ 23	- 16												
Total wins / period		6 / 67%	3 / 33%	1 / 25%	3 / 75%	6 / 100%	0 / 0%					13 / 68%	6 / 32%

PERIOD 2

KAZ		JPN		KAZ		JPN		KAZ		JPN		Total wins all zones	
Def. zone	Att. zone	Neutral zone		Att. zone	Def. zone							KAZ	JPN
+ 17	- 16	- 23	+ 18	+ 17	- 9								
- 19	+ 14	+ 12	- 8	+ 12	- 18								
- 23	+ 18	- 17	+ 8	- 17	+ 8								
- 17	+ 8	- 17	+ 9	+ 23	- 8								
		+ 12	- 8	- 23	+ 8								
		+ 24	- 22	+ 12	- 9								
		+ 23	- 18	+ 12	- 9								
		+ 24	- 8										
		- 23	+ 18										
		- 12	+ 18										
		+ 12	- 18										
		+ 23	- 14										
Total wins / period		1 / 25%	3 / 75%	7 / 58%	5 / 42%	4 / 67%	2 / 33%					12 / 55%	10 / 45%

PERIOD 3

KAZ		JPN		KAZ		JPN		KAZ		JPN		Total wins all zones	
Def. zone	Att. zone	Neutral zone		Att. zone	Def. zone							KAZ	JPN
+ 17	- 8	- 23	+ 18	- 12	+ 9								
- 12	+ 18	+ 12	- 23	+ 12	- 9								
- 23	+ 16	- 17	+ 9	- 23	+ 14								
- 17	+ 18	+ 17	- 8	+ 17	- 9								
		- 17	+ 18	- 23	+ 8								
		- 12	+ 18	+ 12	- 18								
				- 17	+ 18								
				+ 12	- 8								
				- 17	+ 18								
				+ 23	- 14								
Total wins / period		1 / 25%	3 / 75%	2 / 33%	4 / 67%	5 / 50%	5 / 50%					8 / 40%	12 / 60%



TOTAL

Total wins / game	KAZ		JPN		KAZ		JPN		Total wins all zones	
	Def. zone	Att. zone	Neutral zone		Att. zone	Def. zone	KAZ	JPN	KAZ	JPN
	8 / 47%	9 / 53%	10 / 45%	12 / 55%	15 / 68%	7 / 32%	33 / 54%	28 / 46%		




HEAD TO HEAD

		JPN										
No.	8	9	14	16	18	22	23	Tot	wins KAZ	Dz	Nz	Az
KAZ	12	4 - 0	4 - 1			3 - 5		18	12 67%	1 33%	5 63%	6 86%
	17	3 - 3	2 - 2		1 - 0	1 - 5		17	7 41%	3 50%	1 20%	3 50%
	19			0 - 1				1	0 0%	0 0%		
	23	2 - 2	2 - 1	3 - 1	1 - 1	1 - 6		20	9 45%	3 50%	2 29%	4 57%
	24	2 - 0	1 - 0	1 - 0			1 - 0	5	5 100%	1 100%	2 100%	2 100%
Tot	16	13	6	3	21	1	1	61	33 54%	8 47%	10 45%	15 68%
wins JPN	5 31%	4 31%	2 33%	1 33%	16 76%	0 0%	0 0%	28 46%				
Dz	3 50%	1 13%	1 33%		2 40%			7 32%				
Nz	1 17%	3 100%	0 0%		8 80%	0 0%	0 0%	12 55%				
Az	1 25%	0 0%	1 50%	1 33%	6 100%			9 53%				

LEGEND

Az Attacking zone **Dz** Defending zone **Nz** Neutral zone **Tot** Total face-offs played

Timing and Results provided by  TISSOT



Game Roster

USA - JPN

Referee(s)

HORAK Tomas (CZE)

Linesmen

PARK Jun Soo (KOR) , TROFIMOV Dmitry (KAZ)

Goalkeepers

Team: USA

No	Name	GP	MIP	GA	SVS	SOG	SVS%	GAA
1	OLEN Joseph	0	00:00	0	0	0	0.00	0.00
30	COOPER Matt	0	00:00	0	0	0	0.00	0.00

Team Roster

Team: USA (white)

No	Pos	Name	GP	G	A	PTS	PIM	+/-
1	GK	OLEN Joseph	0	0	0	0	0	
4	D	McGOVERN Edward	0	0	0	0	0	0
5	D	SOLORZANO Emmanuel	0	0	0	0	0	0
7	D	SCHMIDT Connor	0	0	0	0	0	0
8	D	ZERN Nicholas	0	0	0	0	0	0
9	F	JOHNSON Bryce	0	0	0	0	0	0
10	F	BALENT Bill	0	0	0	0	0	0
11	F	KASCSAK John-Paul	0	0	0	0	0	0
12	F	HARRIS Michael	0	0	0	0	0	0
14	D	JOSEPH Chris	0	0	0	0	0	0
15	F	MURPHY Sean	0	0	0	0	0	0
16	F	OLEN John	0	0	0	0	0	0
17	F	BURKEMPER Chris	0	0	0	0	0	0
18	F	BODETTE Bobby	0	0	0	0	0	0
19	F	BRESLIN Joey	0	0	0	0	0	0
20	F	HANNON Luke	0	0	0	0	0	0
21	D	BENSON Tyler	0	0	0	0	0	0
22	F	BELONGER Ryan	0	0	0	0	0	0
23	D	YOUNG Jordan	0	0	0	0	0	0
25	F	BREWSTER Samuel	0	0	0	0	0	0
26	F	GREENBERG Jordan	0	0	0	0	0	0
30	GK	COOPER Matt	0	0	0	0	0	

Head Coach: BALBONI Scott

Team: JPN

No	Name	GP	MIP	GA	SVS	SOG	SVS%	GAA
1	HITOMI Shun	1	00:00	0	0	0	0.00	0.00
25	ONODA Takuto	1	59:08	3	27	30	90.00	3.04

Team: JPN (black)

No	Pos	Name	GP	G	A	PTS	PIM	+/-
1	GK	HITOMI Shun	1	0	0	0	0	
2	D	HORIUCHI Itaru	1	0	0	0	2	-2
4	D	MATSUKANE Kenta	1	0	0	0	0	0
5	D	KATO Shinnosuke	1	0	0	0	0	-1
6	D	OHBA Dai	1	0	0	0	0	0
7	D	YOKOYAMA Yoshiya	1	0	0	0	0	0
8	F	OMUKU Maito	1	0	0	0	0	0
9	F	ECHIGO Tomoya +A	1	0	1	1	0	-1
11	F	OTSU Kosuke	1	0	0	0	2	-1
12	D	KOIZUMI Kazunari	1	0	0	0	0	0
13	F	HITOSATO Shigeki	1	0	0	0	0	-1
14	F	TANAKA Kentaro +A	1	0	0	0	0	-3
15	F	KONNO Tomohiro	1	0	0	0	0	+1
16	F	TATEDA Shun	1	0	0	0	0	-1
18	F	FURUHASHI Makuru	1	1	0	1	4	+1
19	F	NAKAJIMA Shogo	1	0	0	0	0	+1
21	F	SUZUKI Kento	1	0	0	0	0	0
22	F	KAWAMURA Kazuki	1	0	0	0	0	-1
23	F	IKEDA Ikki	1	0	0	0	0	+2
24	D	SATOH Hikaru +C	1	1	0	1	0	+1
25	GK	ONODA Takuto	1	0	0	0	0	

Head Coach: MAHON Mark

LEGEND

A Assists	D Defence	F Forward	G Goals
GA Goals against	GAA Goals against as average per 60 minutes	GK Goalkeeper	GP Games played
MIP Minutes and seconds played	No Jersey number	PIM Penalties in minutes	Pos Position
PTS Points	SOG Shots on goal	SVS Saves	SVS% Saves in percentage
+/- Plus/minus net	+A Assistant captain	+C Captain	

Timing and Results provided by **TISSOT**



Line-Ups

USA - JPN

Referee(s)

HORAK Tomas (CZE)

Goalkeepers

Team: USA

No	Name
30	COOPER Matt
1	OLEN Joseph

Team Line-ups

Team: USA (white)

No	Pos	Name
7	D	SCHMIDT Connor
8	D	ZERN Nicholas
15	F	MURPHY Sean
16	F	OLEN John
22	F	BELONGER Ryan
4	D	McGOVERN Edward
23	D	YOUNG Jordan +C
9	F	JOHNSON Bryce
25	F	BREWSTER Samuel
26	F	GREENBERG Jordan
14	D	JOSEPH Chris
21	D	BENSON Tyler
10	F	BALENT Bill
12	F	HARRIS Michael +A
18	F	BODETTE Bobby +A
5	D	SOLORZANO Emmanuel
11	F	KASCSAK John-Paul
17	F	BURKEMPER Chris
19	F	BRESLIN Joey
20	F	HANNON Luke

Head Coach: BALBONI Scott

Linesmen

PARK Jun Soo (KOR) , TROFIMOV Dmitry (KAZ)

Team: JPN

No	Name
1	HITOMI Shun
25	ONODA Takuto


Team: JPN (black)

No	Pos	Name
4	D	MATSUKANE Kenta
24	D	SATOH Hikaru +C
9	F	ECHIGO Tomoya +A
16	F	TATEDA Shun
19	F	NAKAJIMA Shogo
7	D	YOKOYAMA Yoshiya
12	D	KOIZUMI Kazunari
8	F	OMUKU Maito
11	F	OTSU Kosuke
22	F	KAWAMURA Kazuki
2	D	HORIUCHI Itaru
5	D	KATO Shinnosuke
15	F	KONNO Tomohiro
18	F	FURUHASHI Makuru
23	F	IKEDA Ikki
6	D	OHBA Dai
13	F	HITOSATO Shigeki
14	F	TANAKA Kentaro +A
21	F	SUZUKI Kento

Head Coach: MAHON Mark

LEGEND

D	Defence	F	Forward	No	Jersey number	Pos	Position
+A	Assistant captain	+C	Captain				

Timing and Results provided by  TISSOT



Graphical Line-Ups

USA - JPN

Referee(s)

HORAK Tomas (CZE)

Linesmen

PARK Jun Soo (KOR) , TROFIMOV Dmitry (KAZ)

Team: USA - United States of America (white)

Head Coach: BALBONI Scott

S1 30 COOPER Matt		
1 OLEN Joseph		
S3 8 ZERN Nicholas	S2 7 SCHMIDT Connor	
16 OLEN John	15 MURPHY Sean	22 BELONGER Ryan
4 McGOVERN Edward	23 YOUNG Jordan +C	
25 BREWSTER Samuel	9 JOHNSON Bryce	26 GREENBERG Jordan
14 JOSEPH Chris	21 BENSON Tyler	
S5 12 HARRIS Michael +A	S4 10 BALENT Bill	S6 18 BODETTE Bobby +A
5 SOLORZANO Emmanuel	17 BURKEMPER Chris	
20 HANNON Luke	19 BRESLIN Joey	11 KASCSAK John-Paul

Team: JPN - Japan (black)

Head Coach: MAHON Mark

S1 1 HITOMI Shun		
25 ONODA Takuto		
S3 24 SATOH Hikaru +C	S2 4 MATSUKANE Kenta	
S5 16 TATEDA Shun	S4 9 ECHIGO Tomoya +A	S6 19 NAKAJIMA Shogo
7 YOKOYAMA Yoshiya	12 KOIZUMI Kazunari	
11 OTSU Kosuke	8 OMUKU Maito	22 KAWAMURA Kazuki
2 HORIUCHI Itaru	5 KATO Shinnosuke	
15 KONNO Tomohiro	18 FURUHASHI Makuru	23 IKEDA Ikki
	6 OHBA Dai	
21 SUZUKI Kento	14 TANAKA Kentaro +A	13 HITOSATO Shigeki

LEGEND

Sn Starting position

+A Assistant captain

+C Captain

Timing and Results provided by **TISSOT**



Game Summary

USA - JPN 2 - 3 (0 - 0, 0 - 1, 2 - 2)

Spectators	Referee(s)	Linesmen
1250	HORAK Tomas (CZE)	PARK Jun Soo (KOR) , TROFIMOV Dmitry (KAZ)

Team Statistics

Period	Score	SVS	SOG	PIM	TPP	PPG	SHG
1	0 : 0	4 : 15	15 : 4	4 : 8	06:00 : 02:00	0 : 0	0 : 0
2	0 : 1	9 : 20	20 : 10	6 : 8	06:01 : 04:01	0 : 0	0 : 1
3	2 : 2	6 : 15	17 : 8	8 : 4	01:26 : 05:57	1 : 2	0 : 0
Total	2 : 3	19 : 50	52 : 22	18 : 20	13:27 : 11:58	1 : 2	0 : 1

1st Period

Action	Time	ET/Res	Team	Type	No	Name	(G) Name of Assistant(s) / Action Description
GK	00:00		USA		30	COOPER M	- Goalkeeper in
GK	00:00		JPN		1	HITOMI S	- Goalkeeper in
Penalty	03:39	05:39	USA	2 min.	18	BODETTE B	- Tripping
Penalty	07:12	09:12	JPN	2 min.	24	SATOH H	- Holding an opponent
Penalty	09:55	11:55	JPN	2 min.	5	KATO S	- High Sticking
Penalty	09:55	13:55	JPN	2 min.	5	KATO S	- High Sticking
Penalty	11:10	13:10	USA	2 min.	12	HARRIS M	- Delaying the Game
Penalty	15:45	17:45	JPN	2 min.	2	HORIUCHI I	- Holding an opponent

2nd Period

Action	Time	ET/Res	Team	Type	No	Name	(G) Name of Assistant(s) / Action Description
Penalty	24:04	26:04	JPN	2 min.	8	OMUKU M	- High Sticking
Penalty	27:05	29:05	USA	2 min.	16	OLEN J	- Kneeing
Penalty	27:24	29:24	JPN	2 min.	7	YOKOYAMA Y	- Slashing
Penalty	30:12	32:12	USA	2 min.	8	ZERN N	- Cross-Checking
Penalty	33:49	35:49	JPN	2 min.	21	SUZUKI K	- Slashing
Penalty	36:18	38:18	JPN	2 min.	21	SUZUKI K	- Tripping
Goal	36:30	0 : 1	JPN	SH1	8	OMUKU M	(1) 11 OTSU K On Ice USA 30 7 12 15 17 25 JPN 1 2 5 8 11
Penalty	38:00	40:00	USA	2 min.	23	YOUNG J	- Slashing

3rd Period

Action	Time	ET/Res	Team	Type	No	Name	(G) Name of Assistant(s) / Action Description
Penalty	40:20	40:49	USA	2 min.	25	BREWSTER S	- Unsportsmanlike Conduct
Goal	40:49	0 : 2	JPN	PP1	22	KAWAMURA K	(1) 2 HORIUCHI I 8 OMUKU M On Ice USA 30 4 7 9 26 JPN 1 2 7 8 11 22 *
Penalty	43:28	44:56	USA	2 min.	23	YOUNG J	- Tripping
Goal	44:56	0 : 3	JPN	PP1	23	IKEDA I	(1) 4 MATSUKANE K On Ice USA 30 5 7 15 16 JPN 1 4 15 18 23 24 *
Time-out	44:56		USA				
Penalty	49:16	51:16	USA	2 min.	12	HARRIS M	- Slashing
Penalty	52:24	54:24	USA	2 min.	7	SCHMIDT C	- Charging
Penalty	53:46		JPN	PS	4	MATSUKANE K	- Tripping
Goal	53:46	1 : 3	USA	PS	10	BALENT B	(1) On Ice USA 10 JPN 1
Penalty	57:39	58:46	JPN	2 min.	21	SUZUKI K	- High Sticking
GK	57:39		USA				30 COOPER M - Goalkeeper out
Goal	58:46	2 : 3	USA	PP1	14	JOSEPH C	(1) 21 BENSON T 10 BALENT B On Ice USA 10 14 15 18 21 25 JPN 1 2 5 9 16 *
GK	58:46		USA				30 COOPER M - Goalkeeper in
GK	58:58		USA				30 COOPER M - Goalkeeper out
Penalty	59:41	60:00	JPN	2 min.	12	KOIZUMI K	- Roughing
GK	60:00		JPN				1 HITOMI S - Goalkeeper out



Goalkeeper Records

Team : USA - United States of America

Team : JPN - Japan

No	Name	SOG	SVS	MIP
30	COOPER Matt	22	19	57:51
1	OLEN Joseph			

No	Name	SOG	SVS	MIP
1	HITOMI Shun	52	50	60:00
25	ONODA Takuto			

Game Statistics

Team : USA (white)

Head Coach : BALBONI Scott

No	Pos	Name	G	A	P	PIM	FO+	FO-	FO+/-	FO%	Shots on Goal					+/-
											1	2	3	OT	TS	
7	D	SCHMIDT Connor	0	0	0	2	0	0	0	0.00	2	0	0		2	-1
8	D	ZERN Nicholas	0	0	0	2	0	0	0	0.00	1	1	1		3	0
15	F	MURPHY Sean	0	0	0	0	4	4	0	50.00	0	1	1		2	-1
16	F	OLEN John	0	0	0	2	3	3	0	50.00	0	0	0		0	0
22	F	BELONGER Ryan	0	0	0	0	2	1	1	66.67	0	0	0		0	0
4	D	McGOVERN Edward	0	0	0	0	0	0	0	0.00	0	1	2		3	0
9	F	JOHNSON Bryce	0	0	0	0	18	7	11	72.00	2	4	0		6	0
23	D	YOUNG Jordan +C	0	0	0	4	0	0	0	0.00	2	0	0		2	0
25	F	BREWSTER Samuel	0	0	0	2	0	1	-1	0.00	0	1	0		1	-1
26	F	GREENBERG Jordan	0	0	0	0	0	0	0	0.00	0	1	1		2	0
10	F	BALENT Bill	1	1	2	0	8	8	0	50.00	1	4	1		6	0
12	F	HARRIS Michael +A	0	0	0	4	3	2	1	60.00	2	0	3		5	-1
14	D	JOSEPH Chris	1	0	1	0	0	0	0	0.00	1	1	2		4	0
18	F	BODETTE Bobby +A	0	0	0	2	0	2	-2	0.00	1	0	1		2	0
21	D	BENSON Tyler	0	1	1	0	0	0	0	0.00	1	4	0		5	0
5	D	SOLORZANO Emmanuel	0	0	0	0	0	0	0	0.00	1	0	4		5	0
11	F	KASCSAK John-Paul	0	0	0	0	0	0	0	0.00	0	0	1		1	0
17	F	BURKEMPER Chris	0	0	0	0	0	1	-1	0.00	0	0	0		0	-1
19	F	BRESLIN Joey	0	0	0	0	7	5	2	58.33	1	2	0		3	0
20	F	HANNON Luke	0	0	0	0	0	0	0	0.00	0	0	0		0	0
1	GK	OLEN Joseph	0	0	0	0					0	0	0		0	
30	GK	COOPER Matt	0	0	0	0					0	0	0		0	
Total			2	2	4	18	45	34	11	56.96	15	20	17		52	

Team : JPN (black)

Head Coach : MAHON Mark

No	Pos	Name	G	A	P	PIM	FO+	FO-	FO+/-	FO%	Shots on Goal					+/-
											1	2	3	OT	TS	
4	D	MATSUKANE Kenta	0	1	1	0	0	0	0	0.00	0	1	3		4	0
9	F	ECHIGO Tomoya +A	0	0	0	0	8	13	-5	38.10	0	1	0		1	0
16	F	TATEDA Shun	0	0	0	0	0	0	0	0.00	1	1	0		2	0
19	F	NAKAJIMA Shogo	0	0	0	0	0	0	0	0.00	1	1	0		2	0
24	D	SATO H HIKARU +C	0	0	0	2	0	0	0	0.00	0	0	1		1	0
7	D	YOKOYAMA Yoshiya	0	0	0	2	0	0	0	0.00	0	1	0		1	0
8	F	OMUKU Maito	1	1	2	2	10	8	2	55.56	0	1	0		1	+1
11	F	OTSU Kosuke	0	1	1	0	0	1	-1	0.00	0	0	0		0	+1
12	D	KOIZUMI Kazunari	0	0	0	2	0	0	0	0.00	0	0	0		0	0
22	F	KAWAMURA Kazuki	1	0	1	0	4	0	4	100.00	0	0	1		1	0
2	D	HORIUCHI Itaru	0	1	1	2	0	0	0	0.00	1	2	0		3	+1
5	D	KATO Shinnosuke	0	0	0	4	0	0	0	0.00	0	0	0		0	+1
15	F	KONNO Tomohiro	0	0	0	0	0	0	0	0.00	0	1	0		1	0
18	F	FURUHASHI Makuru	0	0	0	0	6	15	-9	28.57	1	0	1		2	0
23	F	IKEDA Ikki	1	0	1	0	1	0	1	100.00	0	1	2		3	0
6	D	OHBA Dai	0	0	0	0	0	0	0	0.00	0	0	0		0	0
13	F	HITOSATO Shigeki	0	0	0	0	0	0	0	0.00	0	0	0		0	0
14	F	TANAKA Kentaro +A	0	0	0	0	5	8	-3	38.46	0	0	0		0	0
21	F	SUZUKI Kento	0	0	0	6	0	0	0	0.00	0	0	0		0	0
1	GK	HITOMI Shun	0	0	0	0					0	0	0		0	
25	GK	ONODA Takuto	0	0	0	0					0	0	0		0	

Timing and Results provided by 



Preliminary round - Group C, Game 8

Head Coach : MAHON Mark

No	Pos	Name	G	A	P	PIM	FO+	FO-	FO+/-	FO%	Shots on Goal					+/-
											1	2	3	OT	TS	
Total			3	4	7	20	34	45	-11	43.04	4	10	8	22		


Group C

R	Team	GP	W	OTW	OTL	L	GDF	GF : GA	PTS
1	KAZ	1	1	0	0	0	+1	3 : 2	3
2	JPN	2	1	0	0	1	0	5 : 5	3
3	USA	1	0	0	0	1	-1	2 : 3	0

	JPN	KAZ	USA
JPN	*****	2:3	3:2
KAZ	3:2	*****	SAT 07 FEB 20:30
USA	2:3	SAT 07 FEB 20:30	*****

LEGEND

(G) Goals in tournament	* does not count for Plus/minus	+/- Plus/minus net	+A Assistant captain
+C Captain	A Assists	D Defence	EA Extra attacker
ET/Res Penalty end time/Result of game	F Forward	FO- Face-offs lost	FO% Face-offs won as percentage
FO+ Face-offs won	FO+/- Face-offs net	G Goals	GA Goals against
GDF Goal difference	GF Goals for	GK Goalkeeper	GP Games played
L Losses	MIP Minutes in play (GK)	No Jersey number	OT Overtime
OTL Overtime losses	OTW Overtime wins	P Points	PIM Penalties in minutes
Pos Position	PP1 Power play - 1 player	PPG Power play goals	PS Penalty shot
PTS Points	R Rank	SH1 Shorthanded - 1 player	SHG Shorthanded goals
SOG Shots on goal	SVS Saves	TPP Time on power play	TS Total shots
W Wins			

Timing and Results provided by  TISSOT



Shot Chart

USA - JPN

Shots by JPN

Goals (o): 0 SSG (+): 4
SSP (-): 5 SPG (-): 2



GK 30 of USA

Shots by USA

Goals (o): 0 SSG (+): 20
SSP (-): 4 SPG (-): 2



GK 1 of JPN

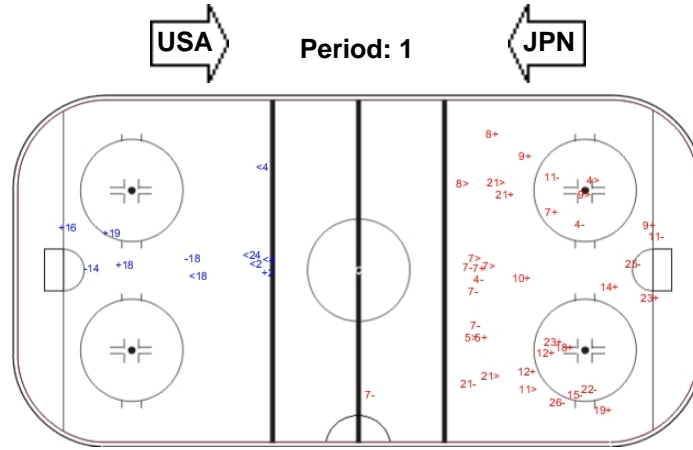
Shots by JPN

Goals (o): 2 SSG (+): 6
SSP (-): 10 SPG (-): 3



GK 30 of USA

LEGEND	GK Goalkeeper	SPG Shots past goal	SSG Shots saved by goalkeeper	SSP Shots saved by player
---------------	----------------------	----------------------------	--------------------------------------	----------------------------------



Shots by USA

Goals (o): 0 SSG (+): 15
SSP (-): 9 SPG (-): 13



GK 1 of JPN

Shots by JPN

Goals (o): 1 SSG (+): 9
SSP (-): 6 SPG (-): 2



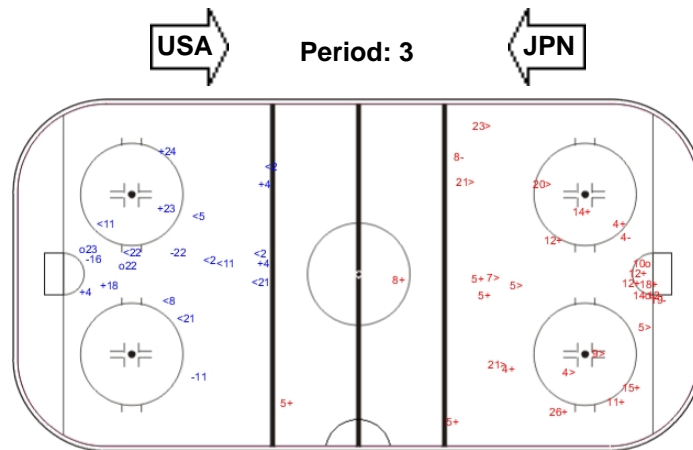
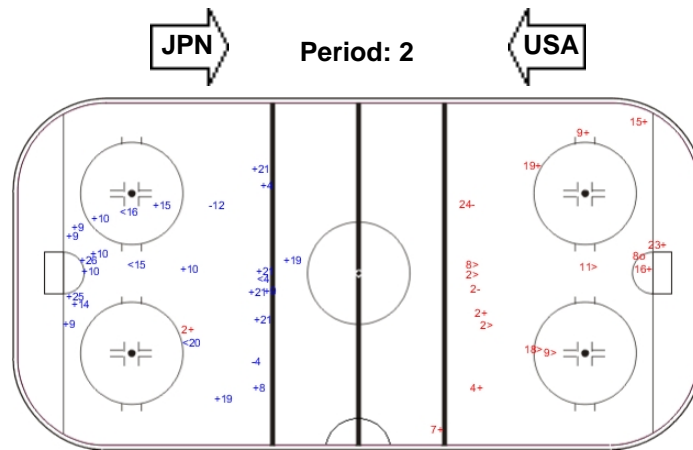
GK 30 of USA

Shots by USA

Goals (o): 2 SSG (+): 15
SSP (-): 9 SPG (-): 4



GK 1 of JPN





Preliminary round - Group C, Game 8

+ 10	- 18			- 9	+ 9
- 16	+ 22			+ 9	- 11
- 19	+ 22				
- 9	+ 8				
- 15	+ 14				
+ 9	- 14				
5 / 36%	9 / 64%	7 / 88%	1 / 12%	6 / 60%	4 / 40%

TOTAL

Total wins / game	USA	JPN	USA	JPN	USA	JPN	Total wins all zones	
	Def. zone	Att. zone	Neutral zone		Att. zone	Def. zone	USA	JPN
	10 / 42%	14 / 58%	11 / 61%	7 / 39%	24 / 65%	13 / 35%	45 / 57%	34 / 43%




HEAD TO HEAD

	JPN							Tot	wins USA	Dz	Nz	Az	
	No.	8	9	11	14	18	22						23
USA	9	4 - 2	4 - 3	1 - 0	3 - 0	6 - 1	0 - 1		25	18 72%	7 70%	4 80%	7 70%
	10	1 - 2	3 - 2		1 - 1	3 - 3			16	8 50%	1 50%	3 38%	4 67%
	12	1 - 1	2 - 1						5	3 60%			3 60%
	15	0 - 1	1 - 1		1 - 1	2 - 1			8	4 50%	1 25%		3 75%
	16	0 - 2	1 - 0			2 - 0	0 - 1		6	3 50%	0 0%	1 100%	2 67%
	17		0 - 1						1	0 0%			0 0%
	18				0 - 1		0 - 1		2	0 0%	0 0%		0 0%
	19	2 - 2	2 - 0		3 - 1		0 - 1	0 - 1	12	7 58%	0 0%	3 75%	4 67%
	22					2 - 1			3	2 67%	1 50%		1 100%
	25				0 - 1				1	0 0%	0 0%		
Tot	18	21	1	13	21	4	1	79	45 57%	10 42%	11 61%	24 65%	
wins JPN	10 56%	8 38%	0 0%	5 38%	6 29%	4 100%	1 100%	34 43%					
Dz	4 57%	3 27%	0 0%	2 29%	3 30%		1 100%	13 35%					
Nz	3 60%	3 38%		0 0%	1 25%			7 39%					
Az	3 50%	2 100%		3 60%	2 29%	4 100%		14 58%					

LEGEND

Az Attacking zone **Dz** Defending zone **Nz** Neutral zone **Tot** Total face-offs played

Timing and Results provided by  TISSOT



Game Roster

KAZ - USA

Referee(s)

HEIKKINEN Lassi (FIN)

Goalkeepers

Team: KAZ

No	Name	GP	MIP	GA	SVS	SOG	SVS%	GAA
1	KUDRYAVTSEV Sergey	0	00:00	0	0	0	0.00	0.00
20	SMOLNIKOV Mikhail	1	60:00	2	23	25	92.00	2.00
25	GRYAZNOV Maxim	1	00:00	0	0	0	0.00	0.00

Team Roster

Team: KAZ (blue)

No	Pos	Name	GP	G	A	PTS	PIM	+/-
1	GK	KUDRYAVTSEV Sergey	0	0	0	0	0	
2	D	GOROZHANINOV Ilya	1	0	0	0	2	+1
3	D	IVASHIN Viktor	1	0	0	0	0	+2
4	D	GULYAKOV Ilya	1	0	0	0	0	0
5	D	ISHMAMETYEV Alexey	1	0	0	0	2	-1
6	D	AKHMETOV Daniyar +C	1	0	0	0	4	0
7	F	POPOVICH Yulian	1	0	1	1	0	+1
8	F	ZYATKOV Pavel	1	0	0	0	0	0
9	F	NESTEROV German	1	1	0	1	0	+1
10	D	GREBENCHSHIKOV Vladimir	1	0	0	0	0	+1
11	D	KENBAYEV Daulet	1	0	0	0	2	-1
12	F	ANTSIFEROV Alexey	1	0	0	0	0	-1
14	F	VOLOGODSKIY Alexandr	1	0	0	0	0	+1
16	F	SAFIN Renat	1	1	0	1	0	+1
17	F	YELAKOV Vladislav	1	0	0	0	0	+1
18	D	KURSHUK Alexandr +A	1	0	0	0	2	-1
19	F	BELGIBAYEV Nursultan +A	1	0	0	0	0	0
20	GK	SMOLNIKOV Mikhail	1	0	0	0	0	
21	F	MAZULA Eduard	0	0	0	0	0	0
22	F	KACHULIN Mikhail	1	0	0	0	0	-1
23	F	KOVZALOV Ilya	1	1	0	1	0	0
24	F	FEDOSSENKO Vyacheslav	1	0	1	1	0	+1
25	GK	GRYAZNOV Maxim	1	0	0	0	0	

Head Coach: STARYGIN Sergey

Linesmen

LORENTSEN BAKLI Gjermund (NOR) , PARK Jun Soo (KOR)

Team: USA

No	Name	GP	MIP	GA	SVS	SOG	SVS%	GAA
1	OLEN Joseph	1	00:00	0	0	0	0.00	0.00
30	COOPER Matt	1	57:51	3	19	22	86.36	3.11


Team: USA (white)

No	Pos	Name	GP	G	A	PTS	PIM	+/-
1	GK	OLEN Joseph	1	0	0	0	0	
4	D	McGOVERN Edward	1	0	0	0	0	0
5	D	SOLORZANO Emmanuel	1	0	0	0	0	0
7	D	SCHMIDT Connor	1	0	0	0	2	-1
8	D	ZERN Nicholas	1	0	0	0	2	0
9	F	JOHNSON Bryce	1	0	0	0	0	0
10	F	BALENT Bill	1	1	1	2	0	0
11	F	KASCSAK John-Paul	1	0	0	0	0	0
12	F	HARRIS Michael +A	1	0	0	0	4	-1
14	D	JOSEPH Chris	1	1	0	1	0	0
15	F	MURPHY Sean	1	0	0	0	0	-1
16	F	OLEN John	1	0	0	0	2	0
17	F	BURKEMPER Chris	1	0	0	0	0	-1
18	F	BODETTE Bobby +A	1	0	0	0	2	0
19	F	BRESLIN Joey	1	0	0	0	0	0
20	F	HANNON Luke	1	0	0	0	0	0
21	D	BENSON Tyler	1	0	1	1	0	0
22	F	BELONGER Ryan	1	0	0	0	0	0
23	D	YOUNG Jordan +C	1	0	0	0	4	0
25	F	BREWSTER Samuel	1	0	0	0	2	-1
26	F	GREENBERG Jordan	1	0	0	0	0	0
30	GK	COOPER Matt	1	0	0	0	0	

Head Coach: BALBONI Scott

LEGEND

A Assists	D Defence	F Forward	G Goals
GA Goals against	GAA Goals against as average per 60 minutes	GK Goalkeeper	GP Games played
MIP Minutes and seconds played	No Jersey number	PIM Penalties in minutes	Pos Position
PTS Points	SOG Shots on goal	SVS Saves	SVS% Saves in percentage
+/- Plus/minus net	+A Assistant captain	+C Captain	

Timing and Results provided by  TISSOT



Line-Ups

KAZ - USA

Referee(s)

HEIKKINEN Lassi (FIN)

Linesmen

LORENTSEN BAKLI Gjermund (NOR) , PARK Jun Soo (KOR)

Goalkeepers

Team: KAZ

No Name

20 SMOLNIKOV Mikhail
25 GRYAZNOV Maxim

Team: USA

No Name

30 COOPER Matt
1 OLEN Joseph

Team Line-ups

Team: KAZ (blue)

No Pos Name

4	D	GULYAKOV Ilya
18	D	KURSHUK Alexandr +A
8	F	ZYATKOV Pavel
22	F	KACHULIN Mikhail
23	F	KOVZALOV Ilya
5	D	ISHMAMETYEV Alexey
6	D	AKHMETOV Daniyar +C
9	F	NESTEROV German
16	F	SAFIN Renat
17	F	YELAKOV Vladislav
10	D	GREBENCHSHIKOV Vladimir
11	D	KENBAYEV Daulet
7	F	POPOVICH Yulian
12	F	ANTSIFEROV Alexey
19	F	BELGIBAYEV Nursultan +A
2	D	GOROZHANINOV Ilya
3	D	IVASHIN Viktor
14	F	VOLOGODSKIY Alexandr
24	F	FEDOSSENKO Vyacheslav

Head Coach: STARYGIN Sergey

NOT DRESSED:

1 GK KUDRYAVTSEV Sergey
21 F MAZULA Eduard

Team: USA (white)

No Pos Name

4	D	McGOVERN Edward
7	D	SCHMIDT Connor
12	F	HARRIS Michael +A
15	F	MURPHY Sean
18	F	BODETTE Bobby +A
21	D	BENSON Tyler
23	D	YOUNG Jordan +C
9	F	JOHNSON Bryce
16	F	OLEN John
26	F	GREENBERG Jordan
5	D	SOLORZANO Emmanuel
14	D	JOSEPH Chris
10	F	BALENT Bill
17	F	BURKEMPER Chris
25	F	BREWSTER Samuel
8	D	ZERN Nicholas
11	F	KASCOSAK John-Paul
19	F	BRESLIN Joey
20	F	HANNON Luke

Head Coach: BALBONI Scott

NOT DRESSED:

22 F BELONGER Ryan

LEGEND

D	Defence	F	Forward	No	Jersey number	Pos	Position
+A	Assistant captain	+C	Captain				



Graphical Line-Ups

KAZ - USA

Referee(s)

HEIKKINEN Lassi (FIN)

Linesmen

LORENTSEN BAKLI Gjermund (NOR) , PARK Jun Soo (KOR)

Team: KAZ - Kazakhstan (blue)

Head Coach: STARYGIN Sergey

S1 20 SMOLNIKOV Mikhail		
25 GRYAZNOV Maxim		
S2 4 GULYAKOV Ilya	S3 18 KURSHUK Alexandr +A	
S5 22 KACHULIN Mikhail	S6 23 KOVZALOV Ilya	S4 8 ZYATKOV Pavel
5 ISHMAMETYEY Alexey		6 AKHMETOV Daniyar +C
16 SAFIN Renat	17 YELAKOV Vladislav	9 NESTEROV German
10 GREBENCHSHIKOV Vladimir		11 KENBAYEV Dault
7 POPOVICH Yulian	12 ANTSIFEROV Alexey	19 BELGIBAYEV Nursultan +A
2 GOROZHANINOV Ilya		3 IVASHIN Viktor
14 VOLOGODSKIY Alexandr	24 FEDOSSENKO Vyacheslav	

Team: USA - United States of America (white)

Head Coach: BALBONI Scott

S1 30 COOPER Matt		
1 OLEN Joseph		
4 McGOVERN Edward		7 SCHMIDT Connor
S4 12 HARRIS Michael +A	S5 15 MURPHY Sean	S6 18 BODETTE Bobby +A
S2 21 BENSON Tyler	S3 23 YOUNG Jordan +C	
16 OLEN John	9 JOHNSON Bryce	26 GREENBERG Jordan
14 JOSEPH Chris		5 SOLORZANO Emmanuel
17 BURKEMPER Chris	10 BALENT Bill	25 BREWSTER Samuel
		8 ZERN Nicholas
20 HANNON Luke	19 BRESLIN Joey	11 KASCSAK John-Paul

LEGEND

Sn Starting position

+A Assistant captain

+C Captain

Timing and Results provided by **TISSOT**



Game Summary

KAZ - USA 2 - 3 (0 - 1, 1 - 1, 1 - 0, 0 - 0, 0 - 1)

Spectators	Referee(s)	Linesmen
2350	HEIKKINEN Lassi (FIN)	LORENTSEN BAKLI Gjermund (NOR) , PARK Jun Soo (KOR)

Team Statistics

Period	Score	SVS	SOG	PIM	TPP	PPG	SHG
1	0 : 1	10 : 11	11 : 11	4 : 6	04:43 : 03:43	0 : 0	0 : 0
2	1 : 1	6 : 11	12 : 7	2 : 4	03:19 : 00:59	1 : 1	0 : 0
3	1 : 0	9 : 12	13 : 9	0 : 12	02:00 : 00:00	0 : 0	0 : 0
OT	0 : 0	3 : 4	4 : 3	0 : 0	00:00 : 00:00	0 : 0	0 : 0
GWS	0 : 1	0 : 0	0 : 1	0 : 0	00:00 : 00:00	0 : 0	0 : 0
Total	2 : 3	28 : 38	40 : 31	6 : 22	10:02 : 04:42	1 : 1	0 : 0

1st Period

Action	Time	ET/Res	Team	Type	No	Name	(G)	Name of Assistant(s) / Action Description
GK	00:00		KAZ		20	SMOLNIKOV M		- Goalkeeper in
GK	00:00		USA		30	COOPER M		- Goalkeeper in
Penalty	02:30	04:30	USA	2 min.	19	BRESLIN J		- Slashing
Goal	07:52	0 : 1	USA	EQ	20	HANNON L	(1)	19 BRESLIN J On Ice KAZ 20 5 6 7 9 17 11 KASCSAK J USA 30 8 11 19 20 21
Penalty	10:07	12:07	USA	2 min.	14	JOSEPH C		- Roughing
Penalty	10:50	12:50	USA	2 min.	9	JOHNSON B		- High Sticking
Penalty	13:39	15:39	KAZ	2 min.	16	SAFIN R		- Interference
Penalty	15:22	17:22	KAZ	2 min.	17	YELAKOV V		- Interference

2nd Period

Action	Time	ET/Res	Team	Type	No	Name	(G)	Name of Assistant(s) / Action Description
Penalty	20:30	21:29	KAZ	2 min.	8	ZYATKOV P		- Slashing
Goal	21:29	0 : 2	USA	PP1	18	BODETTE B	(1)	4 McGOVERN E On Ice KAZ 20 10 11 12 19 * 7 SCHMIDT C USA 30 4 7 12 15 18
Penalty	28:18	29:37	USA	2 min.	23	YOUNG J		- Interference
Goal	29:37	1 : 2	KAZ	PP1	11	KENBAYEV D	(1)	9 NESTEROV G On Ice KAZ 20 7 10 11 12 19 * 12 ANTSIFEROV A USA 30 4 7 10 18
Penalty	35:50	37:50	USA	2 min.	26	GREENBERG J		- Tripping

3rd Period

Action	Time	ET/Res	Team	Type	No	Name	(G)	Name of Assistant(s) / Action Description
Penalty	45:31	47:31	USA	2 min.	21	BENSON T		- Holding an opponent
Penalty	48:46	58:46	USA	10 min.	30	COOPER M		- Unsportsmanlike Conduct / Served by: 8 ZERN N
Goal	59:01	2 : 2	KAZ	EQ	8	ZYATKOV P	(1)	22 KACHULIN M On Ice KAZ 20 4 8 19 22 23 USA 30 8 9 14 16 26
Time-out	59:34		KAZ					

Overtime

No game actions in this period

Action	Time	ET/Res	Team	Type	No	Name	(G)	Name of Assistant(s) / Action Description
GK	65:00		KAZ					20 SMOLNIKOV M - Goalkeeper out
GK	65:00		USA					30 COOPER M - Goalkeeper out

Game Winning Shots

Action	Time	Result	Team	No	Name	(G)	Action Description
		0 : 0	KAZ	23	KOVZALOV I		- Saved by goalie 30 COOPER M (USA) - on goal
		0 : 1	USA	9	JOHNSON B		- Scored 20 SMOLNIKOV M (KAZ) - on goal
		0 : 0	KAZ	8	ZYATKOV P		- Missed (right) 30 COOPER M (USA) - on goal
		0 : 0	USA	26	GREENBERG J		- Saved by goalie 20 SMOLNIKOV M (KAZ) - on goal
		0 : 0	KAZ	22	KACHULIN M		- Saved by goalie 30 COOPER M (USA) - on goal
GWG	65:00	0 : 1	USA	9	JOHNSON B	(1)	

Timing and Results provided by **TISSOT**



Goalkeeper Records

Team : KAZ - Kazakhstan

Team : USA - United States of America

No	Name	SOG	SVS	MIP
20	SMOLNIKOV Mikhail	31	28	65:00
25	GRYAZNOV Maxim			

No	Name	SOG	SVS	MIP
30	COOPER Matt	40	38	65:00
1	OLEN Joseph			

Game Statistics

Team : KAZ (blue)


Head Coach : STARYGIN Sergey

No	Pos	Name	G	A	P	PIM	FO+	FO-	FO+/-	FO%	Shots on Goal					+/-
											1	2	3	OT	TS	
4	D	GULYAKOV Ilya	0	0	0	0	0	0	0	0.00	0	0	0	2	2	+1
8	F	ZYATKOV Pavel	1	0	1	2	0	0	0	0.00	0	0	2	0	2	+1
18	D	KURSHUK Alexandr +A	0	0	0	0	0	0	0	0.00	2	2	1	0	5	0
22	F	KACHULIN Mikhail	0	1	1	0	0	1	-1	0.00	1	3	1	1	6	+1
23	F	KOVZALOV Ilya	0	0	0	0	9	16	-7	36.00	1	0	0	0	1	+1
5	D	ISHMAMETYEV Alexey	0	0	0	0	0	0	0	0.00	0	0	0	0	0	-1
6	D	AKHMETOV Daniyar +C	0	0	0	0	0	0	0	0.00	0	0	0	1	1	-1
9	F	NESTEROV German	0	1	1	0	1	1	0	50.00	0	0	2	0	2	-1
16	F	SAFIN Renat	0	0	0	2	0	0	0	0.00	2	0	1	0	3	0
17	F	YELAKOV Vladislav	0	0	0	2	5	12	-7	29.41	0	2	0	0	2	-1
7	F	POPOVICH Yulian	0	0	0	0	0	0	0	0.00	0	2	1	0	3	-1
10	D	GREBENCHSHIKOV Vladimir	0	0	0	0	1	0	1	100.00	1	0	0	0	1	0
11	D	KENBAYEV Daulet	1	0	1	0	0	0	0	0.00	0	1	0	0	1	0
12	F	ANTSIFEROV Alexey	0	1	1	0	7	12	-5	36.84	1	0	3	0	4	0
19	F	BELGIBAYEV Nursultan +A	0	0	0	0	0	1	-1	0.00	2	0	1	0	3	+1
2	D	GOROZHANINOV Ilya	0	0	0	0	0	0	0	0.00	0	0	0	0	0	0
3	D	IVASHIN Viktor	0	0	0	0	0	0	0	0.00	0	2	0	0	2	0
14	F	VOLOGODSKIY Alexandr	0	0	0	0	0	0	0	0.00	1	0	1	0	2	0
24	F	FEDOSSENKO Vyacheslav	0	0	0	0	4	1	3	80.00	0	0	0	0	0	0
20	GK	SMOLNIKOV Mikhail	0	0	0	0					0	0	0	0	0	
25	GK	GRYAZNOV Maxim	0	0	0	0					0	0	0	0	0	
Total			2	3	5	6	27	44	-17	38.03	11	12	13	4	40	

Team : USA (white)

Head Coach : BALBONI Scott

No	Pos	Name	G	A	P	PIM	FO+	FO-	FO+/-	FO%	Shots on Goal					+/-
											1	2	3	OT	TS	
4	D	McGOVERN Edward	0	1	1	0	0	0	0	0.00	1	0	0	1	2	0
7	D	SCHMIDT Connor	0	1	1	0	0	0	0	0.00	1	1	0	1	3	0
12	F	HARRIS Michael +A	0	0	0	0	2	2	0	50.00	0	0	0	0	0	0
15	F	MURPHY Sean	0	0	0	0	7	8	-1	46.67	1	0	1	0	2	0
18	F	BODETTE Bobby +A	1	0	1	0	0	0	0	0.00	2	3	0	1	6	0
9	F	JOHNSON Bryce	1	0	1	2	9	6	3	60.00	0	1	2	1	4	-1
16	F	OLEN John	0	0	0	0	1	0	1	100.00	0	0	0	0	0	-1
21	D	BENSON Tyler	0	0	0	2	0	0	0	0.00	1	0	1	0	2	+1
23	D	YOUNG Jordan +C	0	0	0	2	0	1	-1	0.00	0	0	0	0	0	0
26	F	GREENBERG Jordan	0	0	0	2	0	1	-1	0.00	0	0	0	0	0	-1
5	D	SOLORZANO Emmanuel	0	0	0	0	0	0	0	0.00	0	0	0	0	0	0
10	F	BALENT Bill	0	0	0	0	15	6	9	71.43	2	0	1	0	3	0
14	D	JOSEPH Chris	0	0	0	2	0	0	0	0.00	0	0	0	0	0	-1
17	F	BURKEMPER Chris	0	0	0	0	0	0	0	0.00	1	0	1	0	2	0
25	F	BREWSTER Samuel	0	0	0	0	0	1	-1	0.00	0	1	0	0	1	0
8	D	ZERN Nicholas	0	0	0	0	0	0	0	0.00	0	0	0	0	0	0
11	F	KASCSAK John-Paul	0	1	1	0	0	0	0	0.00	1	1	1	0	3	+1
19	F	BRESLIN Joey	0	1	1	2	10	2	8	83.33	0	0	2	0	2	+1
20	F	HANNON Luke	1	0	1	0	0	0	0	0.00	1	0	0	0	1	+1
1	GK	OLEN Joseph	0	0	0	0					0	0	0	0	0	
30	GK	COOPER Matt	0	0	0	10					0	0	0	0	0	
Total			3	4	7	22	44	27	17	61.97	11	7	9	4	31	

Timing and Results provided by  TISSOT




Group C

R	Team	GP	W	OTW	OTL	L	GDF	GF : GA	PTS
1	KAZ	2	1	0	1	0	0	5 : 5	4
2	JPN	2	1	0	0	1	0	5 : 5	3
3	USA	2	0	1	0	1	0	5 : 5	2

	JPN	KAZ	USA
JPN	*****	2:3	3:2
KAZ	3:2	*****	2:3
USA	2:3	3:2	*****

LEGEND

(G) Goals in tournament	* does not count for Plus/minus	+/- Plus/minus net	+A Assistant captain
+C Captain	A Assists	D Defence	EQ Equal strength
ET/Res Penalty end time/Result of game	F Forward	FO- Face-offs lost	FO% Face-offs won as percentage
FO+ Face-offs won	FO+/- Face-offs net	G Goals	GA Goals against
GDF Goal difference	GF Goals for	GK Goalkeeper	GP Games played
GWG Game winning goal	GWS Game winning shots	L Losses	MIP Minutes in play (GK)
No Jersey number	OT Overtime	OTL Overtime losses	OTW Overtime wins
P Points	PIM Penalties in minutes	Pos Position	PP1 Power play - 1 player
PPG Power play goals	PTS Points	R Rank	SHG Shorthanded goals
SOG Shots on goal	SVS Saves	TPP Time on power play	TS Total shots
W Wins			

Timing and Results provided by  TISSOT



Shot Chart

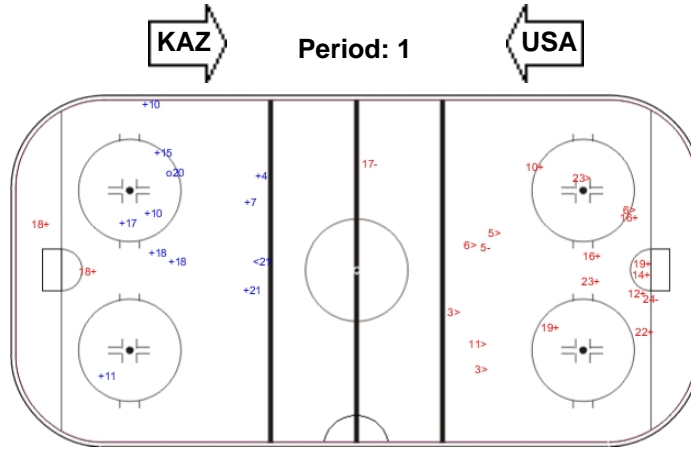
KAZ - USA

Shots by USA

Goals (o): 1 SSG (+): 10
SSP (-): 1 SPG (-): 0



GK 20 of KAZ



Shots by KAZ

Goals (o): 0 SSG (+): 11
SSP (>): 7 SPG (-): 3



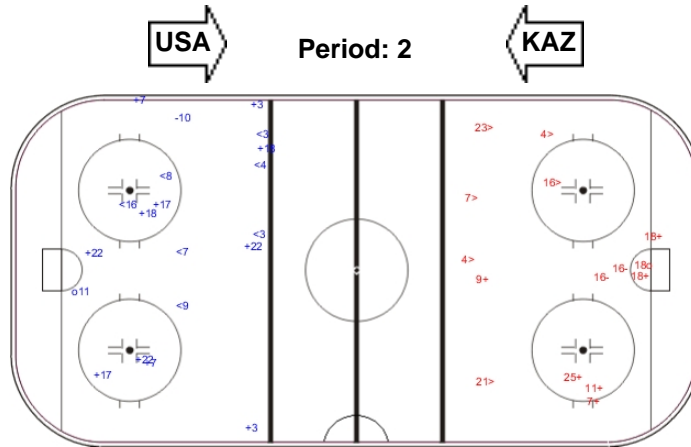
GK 30 of USA

Shots by KAZ

Goals (o): 1 SSG (+): 11
SSP (<): 7 SPG (-): 1



GK 30 of USA



Shots by USA

Goals (o): 1 SSG (+): 6
SSP (>): 6 SPG (-): 2



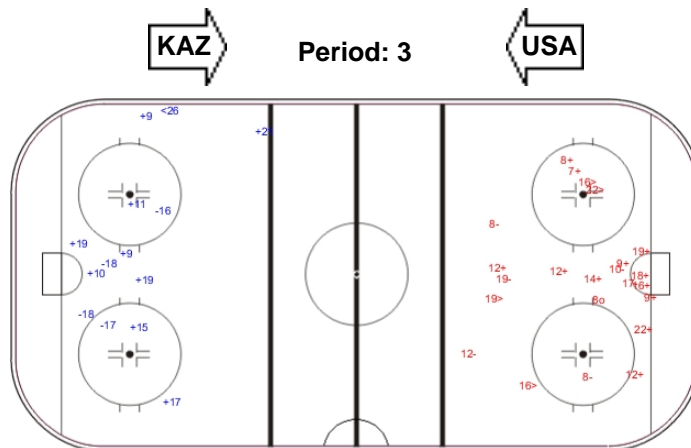
GK 20 of KAZ

Shots by USA

Goals (o): 0 SSG (+): 9
SSP (<): 1 SPG (-): 4




GK 20 of KAZ



Shots by KAZ

Goals (o): 1 SSG (+): 12
SSP (>): 4 SPG (-): 6



GK 30 of USA



Shots by USA

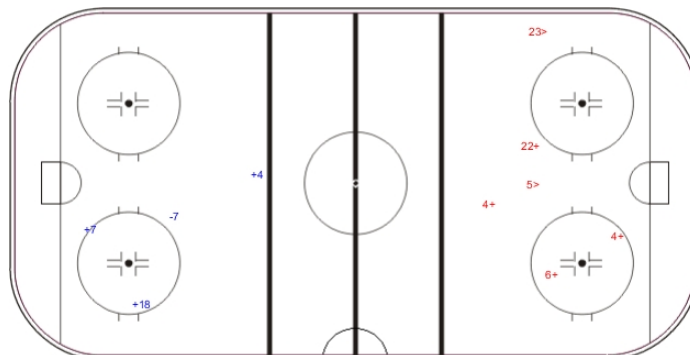
Goals (o): 0 SSG (+): 3
SSP (<): 0 SPG (-): 1



GK 20 of KAZ



Overtime



Shots by KAZ


Goals (o): 0 SSG (+): 4
SSP (>): 2 SPG (-): 0



GK 30 of USA

LEGEND

GK Goalkeeper **SPG** Shots past goal **SSG** Shots saved by goalkeeper **SSP** Shots saved by player

Timing and Results provided by 



Face-off Chart

KAZ - USA

PERIOD 1

KAZ		USA		KAZ		USA		KAZ		USA		Total wins all zones	
Def. zone	Att. zone	Neutral zone		Att. zone	Def. zone							KAZ	USA
+ 23	- 10	+ 23	- 15	- 12	+ 9								
+ 12	- 15	- 23	+ 10	- 23	+ 10								
- 12	+ 19	+ 23	- 10	+ 17	- 9								
		- 12	+ 9	- 12	+ 16								
		+ 12	- 25	- 23	+ 9								
		- 12	+ 10	+ 23	- 26								
				+ 9	- 15								
				+ 24	- 10								
				- 23	+ 10								
Total wins / period	2 / 67%	1 / 33%		3 / 50%	3 / 50%	4 / 44%	5 / 56%					9 / 50%	9 / 50%

PERIOD 2

KAZ		USA		KAZ		USA		KAZ		USA		Total wins all zones	
Def. zone	Att. zone	Neutral zone		Att. zone	Def. zone							KAZ	USA
+ 12	- 12	- 23	+ 9	- 23	+ 10								
+ 17	- 15	- 17	+ 10	- 12	+ 10								
- 17	+ 19	+ 24	- 19	+ 23	- 9								
- 23	+ 12	+ 17	- 9	+ 12	- 10								
+ 12	- 9	+ 24	- 10	+ 23	- 9								
- 22	+ 12	- 17	+ 19	+ 24	- 15								
		+ 23	- 19	- 17	+ 10								
		- 12	+ 15	- 23	+ 15								
		- 17	+ 19	+ 23	- 12								
Total wins / period	3 / 50%	3 / 50%		4 / 44%	5 / 56%	5 / 56%	4 / 44%					12 / 50%	12 / 50%

PERIOD 3

KAZ		USA		KAZ		USA		KAZ		USA		Total wins all zones	
Def. zone	Att. zone	Neutral zone		Att. zone	Def. zone							KAZ	USA
- 17	+ 19	- 23	+ 10	- 17	+ 15								
- 19	+ 10	- 23	+ 9	- 17	+ 15								
- 17	+ 10	- 17	+ 19	- 24	+ 19								
- 23	+ 9	- 23	+ 9	+ 12	- 10								
+ 12	- 15	- 17	+ 19	+ 23	- 15								
		- 12	+ 9	- 23	+ 9								
		- 12	+ 10	+ 17	- 15								
				- 12	+ 10								
				- 23	+ 19								
				- 23	+ 15								
				- 17	+ 15								
Total wins / period	1 / 20%	4 / 80%		0 / 0%	7 / 100%	3 / 27%	8 / 73%					4 / 17%	19 / 83%

OVERTIME



Preliminary round - Group C, Game 13

	KAZ		USA		KAZ		USA		Total wins all zones	
	Def. zone	Att. zone	Neutral zone		Att. zone	Def. zone				
	- 12	+ 10	- 23	+ 15	+ 17	- 9				
	+ 10	- 23								
	- 9	+ 19								
	- 12	+ 10								
Total wins / period	1 / 25%	3 / 75%	0 / 0%	1 / 100%	1 / 100%	0 / 0%	2 / 33%	4 / 67%		

TOTAL

	KAZ		USA		KAZ		USA		Total wins all zones	
	Def. zone	Att. zone	Neutral zone		Att. zone	Def. zone				
Total wins / game	7 / 39%	11 / 61%	7 / 30%	16 / 70%	13 / 43%	17 / 57%	27 / 38%	44 / 62%		



HEAD TO HEAD

		USA									Tot	wins KAZ	Dz	Nz	Az
No.	9	10	12	15	16	19	23	25	26						
KAZ	9				1 - 0		0 - 1				2	1 50%	0 0%		1 100%
	10							1 - 0			1	1 100%	1 100%		
	12	1 - 3	2 - 6	1 - 0	2 - 1	0 - 1	0 - 1		1 - 0		19	7 37%	4 57%	1 17%	2 33%
	17	3 - 0	0 - 3		2 - 3		0 - 6				17	5 29%	1 25%	1 17%	3 43%
	19		0 - 1								1	0 0%	0 0%		
	22			0 - 1							1	0 0%	0 0%		
	23	2 - 6	2 - 5	1 - 1	2 - 3		1 - 1			1 - 0	25	9 36%	1 33%	3 33%	5 38%
	24		2 - 0		1 - 0		1 - 1				5	4 80%		2 100%	2 67%
Tot	15	21	4	15	1	12	1	1	1	71	27 38%	7 39%	7 30%	13 43%	
wins USA	9 60%	15 71%	2 50%	7 47%	1 100%	10 83%	0 0%	0 0%	0 0%	44 62%					
Dz	3 43%	6 67%	0 0%	5 56%	1 100%	2 100%			0 0%	17 57%					
Nz	5 83%	5 71%		2 67%		4 67%		0 0%		16 70%					
Az	1 50%	4 80%	2 67%	0 0%		4 100%	0 0%			11 61%					

LEGEND

Az Attacking zone **Dz** Defending zone **Nz** Neutral zone **Tot** Total face-offs played

Timing and Results provided by **TISSOT**