




WINTER
UNIVERSIADE
ŠTRBSKÉ PLESO/OSRBLIE
NORDIC SKIING & BIATHLON
2015



RESULT BOOK
SKI JUMPING

	Ski Jumping	1
1	Table of Contents	2
2	Training, Qualification and Competition Schedule	4
3	Number of Entries by Country	5
4	Medallists by Event	6
5	Medal Standings	7
6	Ladies' Normal Hill Individual	8
6.1	Medallists	9
6.2	Competition	10
6.2.1	Ladies' Normal Hill Individual Competition Trial Round	10
6.2.1.1	Result List	10
6.2.2	Ladies' Normal Hill Individual Competition 1st Round	11
6.2.2.1	Start List	11
6.2.3	Ladies' Normal Hill Individual Competition Final Round	12
6.2.3.1	Start List	12
6.2.3.2	Final Results	13
6.3	Official Training	14
6.3.1	Ladies' Normal Hill Individual Official Training 1	14
6.3.1.1	Result List	14
6.3.2	Ladies' Normal Hill Individual Official Training 2	15
6.3.2.1	Result List	15
6.3.3	Ladies' Normal Hill Individual Official Training 3	16
6.3.3.1	Result List	16
7	Ladies' Team	17
7.1	Medallists	18
7.2	Competition	19
7.2.1	Ladies' Team Competition Trial Round	19
7.2.1.1	Result List	19
7.2.2	Ladies' Team Competition 1st Round	20
7.2.2.1	Start List	20
7.2.3	Ladies' Team Competition Final Round	21
7.2.3.1	Start List	21
7.2.3.2	Final Results	22
8	Men's Normal Hill Individual	24
8.1	Medallists	25
8.2	Competition	26
8.2.1	Men's Normal Hill Individual Competition Trial Round	26
8.2.1.1	Result List	26
8.2.2	Men's Normal Hill Individual Competition 1st Round	28
8.2.2.1	Start List	28

8.2.3	Men's Normal Hill Individual Competition Final Round	29
8.2.3.1	Start List	29
8.2.3.2	Final Results	30
8.3	Official Training	33
8.3.1	Men's Normal Hill Individual Official Training 1	33
8.3.1.1	Result List	33
8.3.2	Men's Normal Hill Individual Official Training 2	36
8.3.2.1	Result List	36
8.3.3	Men's Normal Hill Individual Official Training 3	39
8.3.3.1	Result List	39
8.3.4	Men's Normal Hill Individual Official Training 4	41
8.3.4.1	Result List	41
9	Men's Team	43
9.1	Medallists	44
9.2	Competition	45
9.2.1	Men's Team Competition Trial Round	45
9.2.1.1	Result List	45
9.2.2	Men's Team Competition 1st Round	46
9.2.2.1	Start List	46
9.2.3	Men's Team Competition Final Round	47
9.2.3.1	Start List	47
9.2.3.2	Final Results	48
10	Mixed Team	50
10.1	Medallists	51
10.2	Competition	52
10.2.1	Mixed Team Competition Trial Round	52
10.2.1.1	Result List	52
10.2.2	Mixed Team Competition 1st Round	53
10.2.2.1	Start List	53
10.2.2.2	Final Results	54



Competition Schedule

As of WED 28 JAN 2015

Date	Starttime	Events
SUN 25 JAN	13:00 14:00	Ladies Normal Hill Individual - Official Training 1 Men's Normal Hill Individual - Official Training 1
MON 26 JAN	13:00 14:00	Ladies Normal Hill Individual - Official Training 2 Men's Normal Hill Individual - Official Training 2
TUE 27 JAN	12:30 12:45 14:00 15:00	Ladies Normal Hill Individual - Trial Round Men's Normal Hill Individual - Trial Round Ladies Normal Hill Individual - 1st Round Ladies Normal Hill Individual - Final Round Men's Normal Hill Individual - 1st Round Men's Normal Hill Individual - Final Round
WED 28 JAN	13:30 14:30	Ladies' Normal Hill Individual - Official Training 3 Men's Normal Hill Individual - Official Training 3
THU 29 JAN	14:00 15:00	Ladies Team - Trial Round Ladies Team - 1st Round Ladies Team - Final Round
FRI 30 JAN	13:00 14:00	Mixed Team - Trial Round Mixed Team - 1st Round Mixed Team - Final Round
SAT 31 JAN	13:00	Men's Normal Hill Individual - Official Training 4
SUN 1 FEB	13:00 14:00	Men's Team - Trial Round Men's Team - 1st Round Men's Team - Final Round



Number of Entries by Country

As of MON 26 JAN 2015

Ctry Code	Men	Women	Total Entries
AUT - Austria	5	1	6
BLR - Belarus	1		1
BUL - Bulgaria	1		1
CHN - People's Republic of China	2	2	4
CZE - Czech Republic	3	2	5
EST - Estonia	1		1
FIN - Finland	3		3
GEO - Georgia	1		1
GER - Germany	4	1	5
ITA - Italy	1		1
JPN - Japan	4	2	6
KAZ - Kazakhstan	2		2
NOR - Norway	3		3
POL - Poland	5	1	6
RUS - Russian Federation	8	4	12
SLO - Slovenia	6		6
SVK - Slovakia	2		2
TUR - Turkey	2		2
UKR - Ukraine	5		5
Total:19	59	13	72

Legend
 Ctry Code Country Code



Medallists by Event

As of SUN 1 FEB 2015 at 15:18

AFTER 5 / 5 EVENTS

Competition	Date	Medal	Name	Ctry Code
Men's Normal Hill Team	SUN 1 FEB	GOLD	KLIMOV Evgeniy MAKSIMOVICHKIN Mikhail HAZETDINOV Ilmir	RUS
		SILVER	TAKANASHI Kanta MABUCHI Minato KOBAYASHI Junshiro	JPN
		BRONZE	ZAPOTOCZNY Andrzej BIELA Stanislaw KOT Jakub	POL
Mixed Team	FRI 30 JAN	GOLD	KOBAYASHI Yuka KOBAYASHI Junshiro	JPN
		SILVER	GLADYSHEVA Anastasiya MAKSIMOVICHKIN Mikhail	RUS
		BRONZE	MATSUHASHI Aki TAKANASHI Kanta	JPN
Ladies' Normal Hill Team	THU 29 JAN	GOLD	GLADYSHEVA Anastasiya AVVAKUMOVA Irina	RUS
		SILVER	MATSUHASHI Aki KOBAYASHI Yuka	JPN
		BRONZE	PUSTKOVA Vladena DOLEZELOVA Michaela	CZE
Ladies' Normal Hill Individual	TUE 27 JAN	GOLD	AVVAKUMOVA Irina	RUS
		SILVER	KOBAYASHI Yuka	JPN
		BRONZE	GLADYSHEVA Anastasiya	RUS
Men's Normal Hill Individual	TUE 27 JAN	GOLD	ZOGRAFSKI Vladimir	BUL
		SILVER	HAZETDINOV Ilmir	RUS
		BRONZE	KLIMOV Evgeniy	RUS

Legend
Ctry Code Country Code



Medal Standings

As of SUN 1 FEB 2015 at 15:18

Rank	Country	Men				Women				Mixed				Total				Rank by Total	
		G	S	B	Tot	G	S	B	Tot	G	S	B	Tot	G	S	B	Tot		
1	RUS - Russian Federation	1	1	1	3	2		1	3		1		1	3	2	2	2	7	1
2	JPN - Japan		1		1		2		2	1		1	2	1	3	1	5		2
3	BUL - Bulgaria	1			1									1			1	=3	
4	CZE - Czech Republic							1	1							1	1	=3	
4	POL - Poland			1	1											1	1	=3	
	Total:	2	2	2	6	2	2	2	6	1	1	1	3	5	5	5	15		

Legend


= Equal sign indicates that two or more Countries share the same rank by total

Ctry Code Country Code

Timing and Results provided by  **TISSOT**



WINTER
UNIVERSIADE
ŠTRBSKÉ PLESO/OSRBLIE
NORDIC SKIING & BIATHLON
2015



RESULT BOOK

SKI JUMPING

Ladies' Normal Hill Individual



Medallists

Medal	Name	Country
GOLD	AVVAKUMOVA Irina	RUS - Russian Federation
SILVER	KOBAYASHI Yuka	JPN - Japan
BRONZE	GLADYSHEVA Anastasiya	RUS - Russian Federation



Results

Jury / Competition Management				Judges				Hill Data			
Technical Delegate (TD)	FORRER Ueli (SUI)			A	GUNKA Ryszard (POL)			Hill Size (HS)	100 m / (95 m)		
Chief of Competition	JELENSKY Jan (SVK)			B	BABIS Emil (SVK)			K-Point	90 m		
Assistant TD	NADARKIEWICZ Renata (POL)			C	POLLHAMMER Fritz (AUT)			Meter Value	2.0 points / m		
Equipment Control	BACZKOWSKA Aga (POL)			D	BAIER Jan (CZE)			Gate Factor	6.00 points / m		
FISU Technical Delegate	GANZENHUBER Paul (AUT)			E	RAPPEGLUECK Franz (GER)			Wind Factors	6.40 / 7.74 points / m/s		

Bib	Name	Ctry Code	Speed [km/h] Rank	Distance [m] Rank	G / W Comp. Gate Points	Comp. [m/s] Points	Points Rank
1	GLADIKOVA Svetlana	RUS	86.9 9.	60.0 10.	35	-0.04 0.3	0.3 10.
2	KEIL Katharina	AUT	87.8 6.	62.0 9.	35	-0.16 1.2	5.2 8.
3	LI Xueyao	CHN	87.3 8.	75.5 6.	35	-0.66 5.1	36.1 4.
4	MA Tong	CHN	87.6 7.	62.5 8.	35	0.21 -1.3	3.7 9.
5	MATSUHASHI Aki	JPN	88.0 3.	85.5 2.	35	0.73 -4.7	46.3 2.
6	PUSTKOVA Vladena	CZE	88.0 3.	67.5 7.	35	-0.66 5.1	20.1 7.

Bib	Name	Ctry Code	Speed [km/h] Rank	Distance [m] Rank	G / W Comp. Gate Points	Comp. [m/s] Points	Points Rank
7	RASHITOVA Adelya	RUS	86.9 9.	52.5 11.	35	-0.87 6.7	0.0 11.
8	DOLEZELOVA Michaela	CZE	88.2 1.	84.0 3.	35	0.88 -5.6	42.4 3.
9	GLADYSHEVA Anastasiya	RUS	86.9 9.	79.5 4.	35	0.59 -3.8	35.2 5.
10	KOBAYASHI Yuka	JPN	87.9 5.	76.0 5.	35	-0.16 1.2	33.2 6.
11	AVVAKUMOVA Irina	RUS	88.2 1.	86.0 1.	35	-0.19 1.5	53.5 1.

Competition / Weather Information											
	Time	Base Values			Weather	Temp. Start / Finish [°C]		Humid. [%]	tan. Wind [m/s]		
		Wind	Gate	Length		Air	Snow		min.	max.	Avg.
Trial Round	12:31 - 12:39	0.00	35	80.44m	lightly snowfall	-2.1 / -2.3	-10.0 / -10.0	69 / 70	-0.87	0.88	-0.03

Statistics													
	Gate		Athletes	Falls	Distance [m]			Speed [km/h]			Competitors / Nations		
	No.	Diff			min.	max.	Avg.	min.	max.	Avg.	in start list	started	with results
Trial Round	35		11	0	52.5	86.0	71.9	86.9	88.2	87.6	11/5	11/5	11/5

Legend				Avg.		Dist.		Humid.		min.		
Assistant TD	Assistant Technical Delegate			Avg.	Average		Dist.	Distance		Humid.	Humidity	
Ctry Code	Country Code			min.	minimum		min.	minimum		min.	minimum	
G / W Comp.	Gate / Wind Compensation											
max.	maximum											



Start List


Jury / Competition Management		Judges		Hill Data	
Technical Delegate (TD)	FORRER Ueli (SUI)	A	GUNKA Ryszard (POL)	Hill Size (HS)	100 m / (95 m)
Chief of Competition	JELENSKY Jan (SVK)	B	BABIS Emil (SVK)	K-Point	90 m
Assistant TD	NADARKIEWICZ Renata (POL)	C	POLLHAMMER Fritz (AUT)	Meter Value	2.0 points / m
Equipment Control	BACZKOWSKA Aga (POL)	D	BAIER Jan (CZE)	Gate Factor	6.00 points / m
FISU Technical Delegate	GANZENHUBER Paul (AUT)	E	RAPPENGLUECK Franz (GER)	Wind Factors	6.40 / 7.74 points / m/s

Number of Competitors: 11, Number of Countries: 5

Bib	Name	Ctry Code	Trial			1st Round			
			Speed [km/h]	Distance [m]	Gate	Speed [km/h]	Distance [m]	Points	Rank
1	GLADIKOVA Svetlana	RUS							
2	KEIL Katharina	AUT							
3	LI Xueyao	CHN							
4	MA Tong	CHN							
5	MATSUHASHI Aki	JPN							
6	PUSTKOVA Vladena	CZE							
7	RASHITOVA Adelya	RUS							
8	DOLEZELOVA Michaela	CZE							
9	GLADYSHEVA Anastasiya	RUS							
10	KOBAYASHI Yuka	JPN							
11	AVVAKUMOVA Irina	RUS							

Legend
 Assistant TD Assistant Technical Delegate

Ctry Code Country Code

Timing and Results provided by  **TISSOT**



Start List

Jury / Competition Management		Judges			Hill Data		
Technical Delegate (TD)	FORRER Ueli (SUI)	A	GUNKA Ryszard (POL)	Hill Size (HS)	100 m / (95 m)		
Chief of Competition	JELENSKY Jan (SVK)	B	BABIS Emil (SVK)	K-Point	90 m		
Assistant TD	NADARKIEWICZ Renata (POL)	C	POLLHAMMER Fritz (AUT)	Meter Value	2.0 points / m		
Equipment Control	BACZKOWSKA Aga (POL)	D	BAIER Jan (CZE)	Gate Factor	6.00 points / m		
FISU Technical Delegate	GANZENHUBER Paul (AUT)	E	RAPPENGLUECK Franz (GER)	Wind Factors	6.40 / 7.74 points / m/s		

Number of Competitors: 11, Number of Countries: 5

Start Ord.	Bib	Name	Ctry Code	1st Round												Remarks
				Speed [km/h]	Distance [m]	Judges Marks					Gate / Wind Compensation		Points	Rank	Behind Points	
						A	B	C	D	E	Gate	Points [m/s]				
1	7	RASHITOVA Adelya	RUS		DSQ	SCE 1.2.1.1										
2	1	GLADIKOVA Svetlana	RUS	86.1	57.0	14.0	13.5	13.5	13.5	14.5	34	0.40	-2.6	32.4	10.	75.9
3	4	MA Tong	CHN	87.3	61.0	14.0	14.0	14.0	15.0	15.5	34	0.00	0.0	45.0	9.	63.3
4	2	KEIL Katharina	AUT	86.9	61.0	15.5	15.5	15.5	15.0	15.5	34	0.36	-2.3	46.2	8.	62.1
5	6	PUSTKOVA Vladena	CZE	88.1	70.5	15.5	16.0	15.5	16.5	15.5	34	0.02	-0.1	67.9	7.	40.4
6	5	MATSUHASHI Aki	JPN	88.2	78.5	15.5	15.0	15.5	15.5	15.0	34	-0.06	0.5	83.5	6.	24.8
7	3	LI Xueyao	CHN	87.1	81.5	16.0	16.0	16.5	16.0	16.0	34	0.91	-5.8	85.2	5.	23.1
8	8	DOLEZELOVA Michaela	CZE	87.9	82.5	17.0	17.0	16.5	17.5	17.5	34	0.45	-2.9	93.6	4.	14.7
9	9	GLADYSHEVA Anastasiya	RUS	86.9	85.5	16.5	16.0	16.5	16.0	16.0	34	0.54	-3.5	96.0	3.	12.3
10	10	KOBAYASHI Yuka	JPN	87.8	83.5	17.0	16.5	16.5	17.5	17.0	34	-0.28	2.2	99.7	2.	8.6
11	11	AVVAKUMOVA Irina	RUS	87.9	88.5	17.5	17.5	17.5	18.0	17.5	34	0.19	-1.2	108.3	1.	

Legend
Assistant TD Assistant Technical Delegate
DSQ Disqualified

Ctry Code Country Code

Timing and Results provided by  TISSOT



TUE 27 JAN 2015

Start Time 14:00 / Finish Time 14:41

Official Results

Jury / Competition Management				Judges					Hill Data				
Technical Delegate (TD)	FORRER Ueli (SUI)			A	GUNKA Ryszard (POL)				Hill Size (HS)	100 m / (95 m)			
Chief of Competition	JELENSKY Jan (SVK)			B	BABIS Emil (SVK)				K-Point	90 m			
Assistant TD	NADARKIEWICZ Renata (POL)			C	POLLHAMMER Fritz (AUT)				Meter Value	2.0 points / m			
Equipment Control	BACZKOWSKA Aga (POL)			D	BAIER Jan (CZE)				Gate Factor	6.00 points / m			
FISU Technical Delegate	GANZENHUBER Paul (AUT)			E	RAPPEGLUECK Franz (GER)				Wind Factors	6.40 / 7.74 points / m/s			

Rank	Bib	Name	Ctry Code	Speed [km/h]	Distance [m]	Distance Points	Judges Marks					Judges Points	Gate / Wind Compensation		Round Round		Total	
							A	B	C	D	E		Gate	Points	[m/s]	Points		Total
1.	11	AVVAKUMOVA Irina	RUS	87.9	88.5	57.0	17.5	17.5	17.5	18.0	17.5	52.5	34	0.19	-1.2	108.3	1.	223.2
				88.8	95.5	71.0	16.5	16.5	15.5	16.0	16.0	48.5	36	0.72	-4.6	114.9	1.	
2.	10	KOBAYASHI Yuka	JPN	87.8	83.5	47.0	17.0	16.5	16.5	17.5	17.0	50.5	34	-0.28	2.2	99.7	2.	198.2
				88.1	84.0	48.0	17.5	17.0	17.5	17.0	17.0	51.5	36	0.16	-1.0	98.5	2.	
3.	9	GLADYSHEVA Anastasiya	RUS	86.9	85.5	51.0	16.5	16.0	16.5	16.0	16.0	48.5	34	0.54	-3.5	96.0	3.	190.5
				87.7	83.5	47.0	15.5	16.0	17.0	17.0	15.0	48.5	36	0.16	-1.0	94.5	3.	
4.	8	DOLEZELOVA Michaela	CZE	87.9	82.5	45.0	17.0	17.0	16.5	17.5	17.5	51.5	34	0.45	-2.9	93.6	4.	186.3
				88.8	82.0	44.0	17.0	16.5	17.0	17.5	17.5	51.5	36	0.44	-2.8	92.7	4.	
5.	3	LI Xueyao	CHN	87.1	81.5	43.0	16.0	16.0	16.5	16.0	16.0	48.0	34	0.91	-5.8	85.2	5.	173.5
				87.9	78.5	37.0	15.5	15.5	16.5	16.0	16.0	47.5	36	-0.49	3.8	88.3	6.	
6.	5	MATSUHASHI Aki	JPN	88.2	78.5	37.0	15.5	15.0	15.5	15.5	15.0	46.0	34	-0.06	0.5	83.5	6.	172.4
				88.8	80.5	41.0	16.0	16.5	16.0	17.5	16.0	48.5	36	0.09	-0.6	88.9	5.	
7.	6	PUSTKOVA Vladena	CZE	88.1	70.5	21.0	15.5	16.0	15.5	16.5	15.5	47.0	34	0.02	-0.1	67.9	7.	133.7
				89.1	69.5	19.0	14.5	14.5	14.5	14.5	14.5	43.5	36	-0.42	3.3	65.8	7.	
8.	4	MA Tong	CHN	87.3	61.0	2.0	14.0	14.0	14.0	15.0	15.5	43.0	34	0.00	0.0	45.0	9.	101.8
				88.4	66.0	12.0	14.5	14.5	14.5	15.0	14.0	43.5	36	-0.17	1.3	56.8	8.	
9.	2	KEIL Katharina	AUT	86.9	61.0	2.0	15.5	15.5	15.5	15.0	15.5	46.5	34	0.36	-2.3	46.2	8.	93.5
				87.9	61.5	3.0	15.5	15.0	15.5	15.5	15.5	46.5	36	0.35	-2.2	47.3	9.	
10.	1	GLADIKOVA Svetlana	RUS	86.1	57.0	-6.0	14.0	13.5	13.5	13.5	14.5	41.0	34	0.40	-2.6	32.4	10.	73.7
				87.4	57.5	-5.0	14.0	14.5	14.0	14.0	14.0	42.0	36	-0.55	4.3	41.3	10.	
11.	7	RASHITOVA Adelya	RUS		DSQ DNS		SCE 1.2.1.1											0.0

Reason for disqualification:

SCE 1.2.1.1 : SKI LENGTH

Competition / Weather Information											
	Time	Base Values			Weather	Temp. Start / Finish [°C]		Humid. [%]	tan. Wind [m/s]		
		Wind	Gate	Length		Air	Snow		min.	max.	Avg.
1st Round	14:00 - 14:11	0.00	34	80.03m	partly cloudy	-1.4 / -1.5	-10.0 / -10.0	72 / 71	-0.28	0.91	0.27
Final Round	14:32 - 14:41	0.00	36	80.85m	cloudy	-2.2 / -2.5	-10.0 / -10.0	73 / 75	-0.55	0.72	0.02

Statistics													
	Gate		Athletes	Falls	Distance [m]			Speed [km/h]			Competitors / Nations		
	No.	Diff			min.	max.	Avg.	min.	max.	Avg.	in start list	started	with results
1st Round	34		10	0	57.0	88.5	74.9	86.1	88.2	87.4	11/5	11/5	10/5
Final Round	36		10	0	57.5	95.5	75.8	87.4	89.1	88.2	11/5	10/5	10/5

Legend		Avg.	Average
Assistant TD	Assistant Technical Delegate	Humid.	Humidity
Ctry Code	Country Code	min.	minimum
max.	maximum		



Results

Jury / Competition Management					Judges					Hill Data				
Technical Delegate (TD)	FORRER Ueli (SUI)				A	GUNKA Ryszard (POL)				Hill Size (HS)	100 m / (95 m)			
Chief of Competition	JELENSKY Jan (SVK)				B	BABIS Emil (SVK)				K-Point	90 m			
Assistant TD	NADARKIEWICZ Renata (POL)				C	POLLHAMMER Fritz (AUT)				Meter Value	2.0 points / m			
Equipment Control	BACZKOWSKA Aga (POL)				D	BAIER Jan (CZE)				Gate Factor	6.00 points / m			
FISU Technical Delegate	GANZENHUBER Paul (AUT)				E	RAPPEGLUECK Franz (GER)				Wind Factors	6.40 / 7.74 points / m/s			

Bib	Name	Ctry Code	1st Round					2nd Round					3rd Round				
			Speed	Distance	G / W	Comp.	Points	Speed	Distance	G / W	Comp.	Points	Speed	Distance	G / W	Comp.	Points
			[km/h]	[m]	Gate	[m/s]	Points	[km/h]	[m]	Gate	[m/s]	Points	[km/h]	[m]	Gate	[m/s]	Points
			Rank	Rank	Points	Points	Rank	Rank	Points	Points	Rank	Rank	Points	Points	Rank		
1	GLADIKOVA Svetlana	RUS	87.6	54.0	38	-1.13	0.0	88.4	61.5	40	0.24	1.5	87.9	62.0	40	0.22	2.6
			7.	7.		8.7	7.	6.	7.		-1.5	7.	8.	7.		-1.4	7.
2	KEIL Katharina	AUT	88.4	58.5	38	-0.82	3.3	88.9	65.0	40	0.12	9.2	88.8	71.5	40	0.49	19.9
			3.	5.		6.3	5.	3.	6.		-0.8	6.	3.	6.		-3.1	6.
3	LI Xueyao	CHN	88.1	75.5	38	-0.11	31.9	88.1	80.0	40	0.65	35.8	88.3	82.0	40	0.30	42.1
			5.	1.		0.9	1.	7.	1.		-4.2	2.	6.	2.		-1.9	1.
4	MA Tong	CHN	88.0	58.0	38	-0.83	2.4	88.6	68.5	40	0.25	15.4	88.8	72.5	40	0.24	23.5
			6.	6.		6.4	6.	5.	5.		-1.6	5.	3.	4.		-1.5	4.
5	MATSUHASHI Aki	JPN	88.8	71.5	38	-0.57	27.4	89.1	77.5	40	0.03	34.8	89.3	81.0	40	0.19	40.8
			2.	2.		4.4	2.	2.	3.		-0.2	3.	2.	3.		-1.2	3.
6	PUSTKOVA Vladena	CZE	89.0	67.5	38	-0.84	21.5	89.5	73.0	40	0.02	25.9	89.5	72.0	40	0.09	23.4
			1.	3.		6.5	3.	1.	4.		-0.1	4.	1.	5.		-0.6	5.
7	RASHITOVA Adelya	RUS	87.5	54.0	38	-0.99	0.0	88.1	53.0	40	-0.71	0.0	88.1	59.5	40	0.55	0.0
			8.	7.		7.7	7.	7.	8.		5.5	8.	7.	8.		-3.5	8.
8	DOLEZELOVA Michaela	CZE															
9	GLADYSHEVA Anastasiya	RUS															
10	KOBAYASHI Yuka	JPN	88.4	63.5	38	-1.83	21.2	88.9	79.5	40	0.36	36.7	88.8	83.5	40	0.83	41.7
			3.	4.		14.2	4.	3.	2.		-2.3	1.	3.	1.		-5.3	2.
11	SEYFARTH Juliane	GER															
12	AVVAKUMOVA Irina	RUS															

Competition / Weather Information											
	Time	Base Values			Weather	Temp. Start / Finish [°C]		Humid. [%]	tan. Wind [m/s]		
		Wind	Gate	Length		Air	Snow		min.	max.	Avg.
1st Round	13:00 - 13:06	0.00	38	81.67m	lightly snowfall	-0.6 / -0.6	-9.0 / -9.0	76 / 76	-1.83	-0.11	-1.01
2nd Round	13:16 - 13:22	0.00	40	82.49m	lightly snowfall	0.5 / 0.5	-9.0 / -9.0	79 / 79	-0.71	0.65	0.13
3rd Round	13:32 - 13:37	0.00	40	82.49m	lightly snowfall	-0.5 / -0.5	-9.0 / -9.0	77 / 77	0.09	0.83	0.41

Statistics													
	Gate		Athletes	Falls	Distance [m]			Speed [km/h]			Competitors / Nations		
	No.	Diff			min.	max.	Avg.	min.	max.	Avg.	in start list	started	with results
1st Round	38		8	0	54.0	75.5	62.8	87.5	89.0	88.2	12/6	8/5	8/5
2nd Round	40		8	0	53.0	80.0	69.7	88.1	89.5	88.7	12/6	8/5	8/5
3rd Round	40		8	0	59.5	83.5	73.0	87.9	89.5	88.6	12/6	8/5	8/5

Legend						
Assistant TD	Assistant Technical Delegate				Avg.	Average
Ctry Code	Country Code				Dist.	Distance
G / W Comp.	Gate / Wind Compensation				Humid.	Humidity
max.	maximum				min.	minimum



MON 26 JAN 2015

Start Time 13:01 / Finish Time 13:44

Results

Jury / Competition Management				Judges				Hill Data			
Technical Delegate (TD)	FORRER Ueli (SUI)			A	GUNKA Ryszard (POL)			Hill Size (HS)	100 m / (95 m)		
Chief of Competition	JELENSKY Jan (SVK)			B	BABIS Emil (SVK)			K-Point	90 m		
Assistant TD	NADARKIEWICZ Renata (POL)			C	POLLHAMMER Fritz (AUT)			Meter Value	2.0 points / m		
Equipment Control	BACZKOWSKA Aga (POL)			D	BAIER Jan (CZE)			Gate Factor	6.00 points / m		
FISU Technical Delegate	GANZENHUBER Paul (AUT)			E	RAPPEGLUECK Franz (GER)			Wind Factors	6.40 / 7.74 points / m/s		

Bib	Name	Ctry Code	1st Round					2nd Round					3rd Round													
			Speed	Distance	G / W	Comp.	Points	Speed	Distance	G / W	Comp.	Points	Speed	Distance	G / W	Comp.	Points									
			[km/h]	[m]	Gate	[m/s]	Rank	[km/h]	[m]	Gate	[m/s]	Rank	[km/h]	[m]	Gate	[m/s]	Rank									
1	GLADIKOVA Svetlana	RUS	86.7	55.5	35	0.35	0.0	11.	11.	-2.2	9.	87.2	60.5	37	0.69	0.0	10.	10.	-4.4	9.	86.8	56.5	35	0.68	0.0	
2	KEIL Katharina	AUT	87.5	60.0	35	0.64	0.0	7.	9.	-4.1	9.	88.1	68.0	37	0.98	9.7	7.	9.	-6.3	9.	87.5	61.0	35	0.51	0.0	
3	LI Xueyao	CHN	87.5	77.0	35	0.57	30.4	7.	4.	-3.6	5.	87.9	85.0	37	0.47	47.0	7.	5.	-3.0	3.	87.5	80.0	35	0.88	34.4	
4	MA Tong	CHN	87.8	70.0	35	0.29	18.1	5.	7.	-1.9	7.	88.3	72.0	37	1.00	17.6	6.	8.	-6.4	8.	87.7	68.0	35	0.84	10.6	
5	MATSUHASHI Aki	JPN	88.3	79.5	35	0.60	35.2	2.	3.	-3.8	3.	88.8	86.5	37	1.03	46.4	3.	4.	-6.6	4.	88.1	80.5	35	0.36	38.7	
6	PUSTKOVA Vladena	CZE	88.1	68.5	35	0.18	15.8	3.	8.	-1.2	8.	88.7	72.5	37	0.88	19.4	2.	7.	-5.6	7.	88.2	72.5	35	0.75	20.2	
7	RASHITOVA Adelya	RUS	87.0	60.0	35	0.01	0.0	10.	9.	-0.1	9.	87.5	60.5	37	0.98	0.0	10.	10.	-6.3	10.	86.8	56.0	35	0.76	0.0	
8	DOLEZELOVA Michaela	CZE	88.4	77.0	35	0.53	30.6	1.	4.	-3.4	4.	89.0	86.0	37	1.00	45.6	1.	3.	-6.4	5.	88.5	81.0	35	0.76	37.1	
9	GLADYSHEVA Anastasiya	RUS	87.2	80.5	35	0.46	38.1	9.	2.	-2.9	2.	87.7	90.5	37	1.02	54.5	8.	1.	-6.5	2.	87.1	81.5	35	0.67	38.7	
10	KOBAYASHI Yuka	JPN	87.8	73.0	35	0.51	22.7	5.	6.	-3.3	6.	88.3	80.5	37	0.94	35.0	4.	6.	-6.0	6.	87.8	75.5	35	0.57	27.4	
11	SEYFARTH Juliane	GER																								
12	AVVAKUMOVA Irina	RUS	87.9	85.5	35	0.39	48.5	4.	1.	-2.5	1.	87.5	90.0	34	0.91	61.6	9.	2.	7.4	-5.8	1.	87.9	87.0	35	0.72	49.4

Competition / Weather Information											
	Time	Base Values			Weather	Temp. Start / Finish [°C]		Humid. [%]	tan. Wind [m/s]		
		Wind	Gate	Length		Air	Snow		min.	max.	Avg.
1st Round	13:01 - 13:08	0.00	35	80.44m	snowfall	-1.3 / -1.3	-10.0 / -10.0	83 / 83	0.01	0.64	0.45
2nd Round	13:19 - 13:27	0.00	37	81.26m	snowfall	-1.2 / -1.1	-10.0 / -10.0	83 / 83	0.47	1.03	0.99
3rd Round	13:37 - 13:44	0.00	35	80.44m	clear	-1.2 / -1.2	-10.0 / -10.0	81 / 81	0.36	0.88	0.75

Statistics													
	Gate		Athletes	Falls	Distance [m]			Speed [km/h]			Competitors / Nations		
	No.	Diff			min.	max.	Avg.	min.	max.	Avg.	in start list	started	with results
1st Round	35		11	0	55.5	85.5	71.5	86.7	88.4	87.6	12/6	11/5	11/5
2nd Round	34	-1.23m	1	0	90.0	90.0	90.0	87.5	87.5	87.5	12/6	11/5	11/5
	37		10	0	60.5	90.5	76.2	87.2	89.0	88.1			
3rd Round	35		11	0	56.0	87.0	72.6	86.8	88.5	87.6	12/6	11/5	11/5

Legend					
Assistant TD	Assistant Technical Delegate		Avg.	Average	
Ctry Code	Country Code		Dist.	Distance	
G / W Comp.	Gate / Wind Compensation		Humid.	Humidity	
max.	maximum		min.	minimum	



WED 28 JAN 2015

Start Time 13:31 / Finish Time 13:52

Results

Jury / Competition Management				Judges				Hill Data			
Technical Delegate (TD)	FORRER Ueli (SUI)			A	GUNKA Ryszard (POL)			Hill Size (HS)	100 m / (95 m)		
Chief of Competition	JELENSKY Jan (SVK)			B	BABIS Emil (SVK)			K-Point	90 m		
Assistant TD	NADARKIEWICZ Renata (POL)			C	POLLHAMMER Fritz (AUT)			Meter Value	2.0 points / m		
Equipment Control	BACZKOWSKA Aga (POL)			D	BAIER Jan (CZE)			Gate Factor	6.00 points / m		
FISU Technical Delegate	GANZENHUBER Paul (AUT)			E	RAPPEGLUECK Franz (GER)			Wind Factors	6.40 / 7.74 points / m/s		

Bib	Name	Ctry Code	1st Round					2nd Round					Remarks
			Speed	Distance	G / W Comp.		Points	Speed	Distance	G / W Comp.		Points	
			[km/h]	[m]	Gate	[m/s]	Rank	[km/h]	[m]	Gate	[m/s]	Rank	
1	MA Tong	CHN	87.1 7.	67.5 6.	34	0.79 -5.1	9.9 7.	87.5 4.	67.5 7.	35	0.99 -6.3	8.7 7.	
2	GLADIKOVA Svetlana	RUS	86.4 10.	56.5 10.	34	0.43 -2.8	0.0 9.	86.8 9.	57.5 9.	35	-0.11 0.9	0.0 9.	
3	MATSUHASHI Aki	JPN	87.6 3.	79.5 2.	34	0.69 -4.4	34.6 2.	88.2 2.	77.5 3.	35	0.44 -2.8	32.2 3.	
4	KEIL Katharina	AUT	87.2 5.	63.5 8.	34	0.75 -4.8	2.2 8.	87.3 6.	62.0 8.	35	0.07 -0.4	3.6 8.	
5	LI Xueyao	CHN	86.9 8.	78.0 3.	34	0.55 -3.5	32.5 3.	87.1 7.	76.0 4.	35	0.24 -1.5	30.5 4.	
6	PALASZ Magdalena	POL											
7	RASHITOVA Adelya	RUS	86.8 9.	61.0 9.	34	0.73 -4.7	0.0 9.	86.6 10.	55.5 10.	35	0.29 -1.9	0.0 9.	
8	PUSTKOVA Vladena	CZE	87.7 2.	66.5 7.	34	0.14 -0.9	12.1 6.	88.0 3.	72.5 6.	35	0.74 -4.7	20.3 6.	
9	DOLEZELOVA Michaela	CZE	88.1 1.	75.5 5.	34	0.60 -3.8	27.2 5.	88.4 1.	74.5 5.	35	0.50 -3.2	25.8 5.	
10	GLADYSHEVA Anastasiya	RUS	87.2 5.	85.5 1.	34	-0.31 2.4	53.4 1.	87.1 7.	85.5 1.	35	0.58 -3.7	47.3 1.	
11	KOBAYASHI Yuka	JPN	87.3 4.	76.0 4.	34	0.36 -2.3	29.7 4.	87.5 4.	82.5 2.	35	0.87 -5.6	39.4 2.	
12	AVVAKUMOVA Irina	RUS											

Competition / Weather Information

	Time	Base Values			Weather	Temp. Start / Finish [°C]		Humid. [%]	tan. Wind [m/s]		
		Wind	Gate	Length		Air	Snow		min.	max.	Avg.
1st Round	13:31 - 13:37	0.00	34	80.03m	cloudy	-1.9 / -1.9	-10.0 / -10.0	94 / 95	-0.31	0.79	0.52
2nd Round	13:46 - 13:52	0.00	35	80.44m	cloudy	-2.3 / -2.4	-12.0 / -12.0	93 / 94	-0.11	0.99	0.46

Statistics

	Gate		Athletes	Falls	Distance [m]			Speed [km/h]			Competitors / Nations		
	No.	Diff			min.	max.	Avg.	min.	max.	Avg.	in start list	started	with results
1st Round	34		10	0	56.5	85.5	70.9	86.4	88.1	87.2	12/6	10/5	10/5
2nd Round	35		10	0	55.5	85.5	71.1	86.6	88.4	87.4	12/6	10/5	10/5


Legend

Assistant TD Assistant Technical Delegate
Ctry Code Country Code
G / W Comp. Gate / Wind Compensation
max. maximum

Avg. Average
Dist. Distance
Humid. Humidity
min. minimum



WINTER
UNIVERSIADE
ŠTRBSKÉ PLESO/OSRBLIE
NORDIC SKIING & BIATHLON
2015



RESULT BOOK
SKI JUMPING

Ladies' Team



Medallists

Medal	Country	Name
GOLD	RUS - Russian Federation	GLADYSHEVA Anastasiya AVVAKUMOVA Irina
SILVER	JPN - Japan	MATSUHASHI Aki KOBAYASHI Yuka
BRONZE	CZE - Czech Republic	PUSTKOVA Vladena DOLEZELOVA Michaela



Results

Jury / Competition Management				Judges				Hill Data			
Technical Delegate (TD)	FORRER Ueli (SUI)			A	POLLHAMMER Fritz (AUT)			Hill Size (HS)	100 m / (95 m)		
Chief of Competition	JELENSKY Jan (SVK)			B	BAIER Jan (CZE)			K-Point	90 m		
Assistant TD	NADARKIEWICZ Renata (POL)			C	RAPPEGLUECK Franz (GER)			Meter Value	2.0 points / m		
FISU Technical Delegate	GANZENHUBER Paul (AUT)			D	GUNKA Ryszard (POL)			Gate Factor	6.00 points / m		
Equipment Control	BACZKOWSKA Aga (POL)			E	BABIS Emil (SVK)			Wind Factors	6.40 / 7.74 points / m/s		

Bib	Name	Ctry Code	Speed [km/h]	Distance [m]	G / W Comp. Points	Points	Rank	Bib	Name	Ctry Code	Speed [km/h]	Distance [m]	G / W Comp. Points	Points	Rank
1-1	GLADIKOVA Svetlana	MIX	87.1 10.	63.0 9.	35	-0.12 0.9	6.9 9.	1-2	KEIL Katharina	MIX	87.6 7.	59.0 10.	35	-0.40 3.1	1.1 10.
2-1	MA Tong	CHN	88.0 4.	65.5 8.	35	0.02 -0.1	10.9 8.	2-2	LI Xueyao	CHN	87.4 8.	78.0 5.	35	-0.03 0.2	36.2 5.
3-1	PUSTKOVA Vladena	CZE	88.3 2.	71.0 7.	35	0.43 -2.8	19.2 7.	3-2	DOLEZELOVA Michaela	CZE	88.3 2.	79.0 3.	35	0.08 -0.5	37.5 3.
4-1	MATSUHASHI Aki	JPN	88.5 1.	78.5 4.	35	-0.22 1.7	38.7 2.	4-2	KOBAYASHI Yuka	JPN	87.7 6.	80.0 2.	35	0.41 -2.6	37.4 4.
5-1	GLADYSHEVA Anastasiya	RUS	87.4 8.	73.5 6.	35	-0.58 4.5	31.5 6.	5-2	AVVAKUMOVA Irina	RUS	87.9 5.	91.5 1.	35	0.42 -2.7	60.3 1.

Competition / Weather Information											
	Time	Base Values			Weather	Temp. Start / Finish [°C]		Humid. [%]	tan. Wind [m/s]		
		Wind	Gate	Length		Air	Snow		min.	max.	Avg.
Trial Round	14:01 - 14:07	0.00	35	80.44m	cloudy	-2.1 / -2.1	-10.0 / -10.0	95 / 95	-0.58	0.43	0.00

Statistics													
	Gate		Athletes	Falls	Distance [m]			Speed [km/h]			Competitors / Nations		
	No.	Diff			min.	max.	Avg.	min.	max.	Avg.	in start list	started	with results
Trial Round	35		0	0	59.0	91.5	73.9	87.1	88.5	87.8	10/5	10/5	10/5

Legend	Avg.	Ctry Code
Assistant TD	Average	Country Code
Dist.	G / W Comp.	Humid.
max.	min.	Humidity



Start List

Jury / Competition Management		Judges		Hill Data	
Technical Delegate (TD)	FORRER Ueli (SUI)	A	POLLHAMMER Fritz (AUT)	Hill Size (HS)	100 m / (95 m)
Chief of Competition	JELENSKY Jan (SVK)	B	BAIER Jan (CZE)	K-Point	90 m
Assistant TD	NADARKIEWICZ Renata (POL)	C	RAPPENGLUECK Franz (GER)	Meter Value	2.0 points / m
FISU Technical Delegate	GANZENHUBER Paul (AUT)	D	GUNKA Ryszard (POL)	Gate Factor	6.00 points / m
Equipment Control	BACZKOWSKA Aga (POL)	E	BABIS Emil (SVK)	Wind Factors	6.40 / 7.74 points / m/s

Number of Competitors: 10, Number of Countries: 5

Bib	Name	Ctry Code	Trial			1st Round					Remarks	
			Speed [km/h]	Distance [m]	Gate	Speed [km/h]	Distance [m]	Points	Gate	Rank		
1-1	GLADIKOVA Svetlana	MIX										
2-1	MA Tong	CHN										
3-1	PUSTKOVA Vladena	CZE										
4-1	MATSUHASHI Aki	JPN										
5-1	GLADYSHEVA Anastasiya	RUS										
1-2	KEIL Katharina	MIX										
2-2	LI Xueyao	CHN										
3-2	DOLEZELOVA Michaela	CZE										
4-2	KOBAYASHI Yuka	JPN										
5-2	AVVAKUMOVA Irina	RUS										

Legend

Assistant TD Assistant Technical Delegate

Ctry Code Country Code



Start List

Jury / Competition Management		Judges			Hill Data		
Technical Delegate (TD)	FORRER Ueli (SUI)	A	POLLHAMMER Fritz (AUT)	Hill Size (HS)	100 m / (95 m)		
Chief of Competition	JELENSKY Jan (SVK)	B	BAIER Jan (CZE)	K-Point	90 m		
Assistant TD	NADARKIEWICZ Renata (POL)	C	RAPPENGLUECK Franz (GER)	Meter Value	2.0 points / m		
FISU Technical Delegate	GANZENHUBER Paul (AUT)	D	GUNKA Ryszard (POL)	Gate Factor	6.00 points / m		
Equipment Control	BACZKOWSKA Aga (POL)	E	BABIS Emil (SVK)	Wind Factors	6.40 / 7.74 points / m/s		

Number of Competitors: 10, Number of Countries: 5

Start Ord.	Bib	Name	Ctry Code	Speed [km/h]	Distance [m]	1st Round					Gate / Wind Compensation			Points	Group Rank	Remarks	
						Judges Marks					Gate	Points	[m/s]				Points
						A	B	C	D	E							
1	1-1	GLADIKOVA Svetlana	MIX	87.4	63.5	15.0	14.0	15.0	15.0	14.5	37	-0.03	0.2	51.7	5.		
2	2-1	MA Tong	CHN	88.4	69.0	15.5	14.5	14.0	16.0	14.5	37	-0.26	2.0	64.5	4.		
3	3-1	PUSTKOVA Vladena	CZE	88.9	76.0	16.0	16.0	16.5	16.0	16.0	37	0.25	-1.6	78.4	3.		
4	4-1	MATSUHASHI Aki	JPN	88.9	84.0	17.0	17.0	17.0	16.5	16.5	37	0.36	-2.3	96.2	1.		
5	5-1	GLADYSHEVA Anastasiya	RUS	88.0	84.5	17.0	17.0	16.0	16.0	16.0	37	0.52	-3.3	94.7	2.		

The competitors from 2nd group will start in the reverse order of team rank after the 1st group

	1-2	KEIL Katharina	MIX	87.5	59.0	15.5	15.5	15.5	15.5	15.5	35	0.43	-2.8	41.7	5.	
	2-2	LI Xueyao	CHN	87.6	80.5	16.0	16.5	15.5	15.5	16.0	35	0.02	-0.1	88.4	3.	
	3-2	DOLEZELOVA Michaela	CZE	88.6	75.5	16.0	16.0	16.0	16.0	16.0	35	-0.02	0.2	79.2	4.	
	4-2	KOBAYASHI Yuka	JPN	88.1	79.5	16.5	17.0	16.5	16.5	15.5	35	-0.43	3.3	91.8	2.	
	5-2	AVVAKUMOVA Irina	RUS	88.4	88.5	18.0	17.0	17.0	17.0	17.5	35	0.23	-1.5	107.0	1.	

Legend

Assistant TD Assistant Technical Delegate

Ctry Code Country Code




Official Results

Jury / Competition Management				Judges					Hill Data				
Technical Delegate (TD)	FORRER Ueli (SUI)			A	POLLHAMMER Fritz (AUT)				Hill Size (HS)	100 m / (95 m)			
Chief of Competition	JELENSKY Jan (SVK)			B	BAIER Jan (CZE)				K-Point	90 m			
Assistant TD	NADARKIEWICZ Renata (POL)			C	RAPPEGLUECK Franz (GER)				Meter Value	2.0 points / m			
FISU Technical Delegate	GANZENHUBER Paul (AUT)			D	GUNKA Ryszard (POL)				Gate Factor	6.00 points / m			
Equipment Control	BACZKOWSKA Aga (POL)			E	BABIS Emil (SVK)				Wind Factors	6.40 / 7.74 points / m/s			

Rank	Bib	Name	Speed [km/h]	Distance [m]	Distance Points	Judges Marks					Judges Points	Gate / Wind Compensation			Round Points	Group Rank	Total
						A	B	C	D	E		Gate	Points	[m/s]			
1.	5	RUS - RUSSIAN FEDERATION												201.7	1.	392.3	
														190.6			
		5-1	GLADYSHEVA Anastasiya	88.0	84.5	49.0	17.0	17.0	16.0	16.0	16.0	49.0	37	0.52			-3.3
			88.1	75.0	30.0	16.0	16.5	16.0	16.0	16.5	48.5	38	-0.21	1.6	80.1	2.	
	5-2	AVVAKUMOVA Irina	88.4	88.5	57.0	18.0	17.0	17.0	17.0	17.5	51.5	35	0.23	-1.5	107.0	1.	
			88.5	90.0	60.0	18.0	18.0	18.0	18.0	18.0	54.0	36	0.54	-3.5	110.5	1.	
2.	4	JPN - JAPAN												188.0	2.	385.9	
														197.9			
		4-1	MATSUHASHI Aki	88.9	84.0	48.0	17.0	17.0	17.0	16.5	16.5	50.5	37	0.36			-2.3
			89.3	81.5	43.0	17.0	17.0	16.5	16.5	16.5	50.0	38	-0.58	4.5	97.5	1.	
	4-2	KOBAYASHI Yuka	88.1	79.5	39.0	16.5	17.0	16.5	16.5	15.5	49.5	35	-0.43	3.3	91.8	2.	
			88.3	84.5	49.0	17.5	16.5	17.0	17.5	17.5	52.0	36	0.09	-0.6	100.4	2.	
3.	3	CZE - CZECH REPUBLIC												157.6	3.	322.8	
														165.2			
		3-1	PUSTKOVA Vladena	88.9	76.0	32.0	16.0	16.0	16.5	16.0	16.0	48.0	37	0.25			-1.6
			89.2	74.0	28.0	15.5	15.0	15.5	16.0	16.0	47.0	38	-0.14	1.1	76.1	3.	
	3-2	DOLEZELOVA Michaela	88.6	75.5	31.0	16.0	16.0	16.0	16.0	16.0	48.0	35	-0.02	0.2	79.2	4.	
			89.0	80.0	40.0	16.5	16.5	16.5	16.5	16.5	49.5	36	0.06	-0.4	89.1	3.	
4.	2	CHN - PEOPLE'S REPUBLIC OF CHINA												152.9	4.	283.4	
														130.5			
		2-1	MA Tong	88.4	69.0	18.0	15.5	14.5	14.0	16.0	14.5	44.5	37	-0.26			2.0
			88.7	59.0	-2.0	14.5	14.0	15.0	15.0	15.0	44.5	38	-0.06	0.5	43.0	5.	
	2-2	LI Xueyao	87.6	80.5	41.0	16.0	16.5	15.5	15.5	16.0	47.5	35	0.02	-0.1	88.4	3.	
			87.6	80.0	40.0	16.0	16.0	16.0	15.0	16.0	48.0	36	0.08	-0.5	87.5	4.	
5.	1	MIX - MIXED												93.4	5.	183.8	
														90.4			
		1-1	GLADIKOVA Svetlana	87.4	63.5	7.0	15.0	14.0	15.0	15.0	14.5	44.5	37	-0.03			0.2
			87.6	59.0	-2.0	14.5	15.5	15.0	15.0	15.0	45.0	38	-0.26	2.0	45.0	4.	
	1-2	KEIL Katharina	87.5	59.0	-2.0	15.5	15.5	15.5	15.5	15.5	46.5	35	0.43	-2.8	41.7	5.	
			87.8	59.0	-2.0	15.5	15.0	15.5	15.5	15.5	46.5	36	-0.11	0.9	45.4	5.	



WINTER
UNIVERSIADE
ŠTRBSKÉ PLESO/OSRBLIE
NORDIC SKIING & BIATHLON
2015



RESULT BOOK

SKI JUMPING

Men's Normal Hill Individual



Medallists

Medal	Name	Country
GOLD	ZOGRAFSKI Vladimir	BUL - Bulgaria
SILVER	HAZETDINOV Ilmir	RUS - Russian Federation
BRONZE	KLIMOV Evgeniy	RUS - Russian Federation



Results

Jury / Competition Management							Judges					Hill Data				
Technical Delegate (TD)		FORRER Ueli (SUI)					A	RAPPENGLUECK Franz (GER)				Hill Size (HS)		100 m / (95 m)		
Chief of Competition		JELENSKY Jan (SVK)					B	GUNKA Ryszard (POL)				K-Point		90 m		
Assistant TD		NADARKIEWICZ Renata (POL)					C	BABIS Emil (SVK)				Meter Value		2.0 points / m		
Equipment Control		GANSTER Edgar (AUT)					D	POLLHAMMER Fritz (AUT)				Gate Factor		6.00 points / m		
FISU Technical Delegate		GANZENHUBER Paul (AUT)					E	BAIER Jan (CZE)				Wind Factors		6.40 / 7.74 points / m/s		

Bib	Name	Ctry Code	Speed [km/h] Rank	Distance [m] Rank	G / W Comp. Gate Points	Comp. [m/s] Points	Points Rank
1	SIMON Tobias	GER					
2	HENNINGSSEN Alexander	NOR	85.6 18.	73.0 39.	26	-0.58 4.5	30.5 38.
3	LI Chao	CHN	84.8 48.	68.5 44.	26	0.88 -5.6	11.4 45.
4	YAKIBYUK Igor	UKR	85.7 8.	68.0 45.	26	0.27 -1.7	14.3 44.
5	KALYKOV Shynggys	KAZ	85.7 8.	73.0 39.	26	0.09 -0.6	25.4 41.
6	TAKANASHI Kanta	JPN					
7	TAEHKAUVUORI Riku	FIN	85.4 26.	83.5 29.	26	0.32 -2.0	45.0 32.
8	DODYUK Vitalii	UKR	85.1 39.	65.0 46.	26	0.33 -2.1	7.9 46.
9	MAYLAENDER Jan	GER	85.7 8.	85.5 23.	26	0.11 -0.7	50.3 25.
10	HEIDE Raiko	EST	85.7 8.	63.0 47.	26	0.68 -4.4	1.6 48.
11	OZTASYONAR Mustafa	TUR	85.7 8.	56.5 49.	26	0.03 -0.2	0.0 49.
12	MURAVITSKI Aliaksei	BLR	86.3 1.	83.0 30.	26	-0.17 1.3	47.3 29.
13	MABUCHI Minato	JPN	86.0 2.	98.5 1.	26	1.10 -7.0	70.0 2.
14	KLIMOV Evgeniy	RUS	86.0 2.	95.0 2.	26	0.04 -0.3	69.7 3.
15	TAEHKAUVUORI Frans	FIN	85.5 23.	86.5 21.	26	0.02 -0.1	52.9 21.
16	NOSAL Mojmir	SVK	84.9 46.	59.0 48.	25 2.5	-0.32 2.5	3.0 47.
17	SOUCEK Jan	CZE	85.6 18.	79.5 35.	25 2.5	0.86 -5.5	36.0 35.
18	WANG Bingrong	CHN	84.4 50.	53.5 50.	25 2.5	0.49 -3.1	0.0 49.
19	MUMINOV Sabirzhan	KAZ	85.7 8.	84.5 26.	25 2.5	-0.49 3.8	55.3 18.
20	VALTA Ossi-Pekka	FIN	85.6 18.	83.0 30.	25 2.5	0.39 -2.5	46.0 30.
21	HACEK Vit	CZE	85.2 34.	74.0 38.	25 2.5	0.39 -2.5	28.0 40.
22	KALINICHENKO Vitaliy	UKR	85.0 43.	80.0 34.	25 2.5	0.27 -1.7	40.8 34.
23	KALINCHUK Andriy	UKR	85.0 43.	71.5 42.	25 2.5	0.67 -4.3	21.2 43.
24	LIKAR Matej	SLO	85.1 39.	71.5 42.	25 2.5	-0.63 4.9	30.4 39.
25	YUKSEL Faik	TUR	85.5 23.	75.5 36.	25 2.5	0.01 -0.1	33.4 37.
26	KLYMCHUK Andrii	UKR	84.9 46.	72.5 41.	25 2.5	0.75 -4.8	22.7 42.
27	JUFFINGER Thomas	AUT	84.7 49.	85.5 23.	25 2.5	0.74 -4.7	48.8 27.

Bib	Name	Ctry Code	Speed [km/h] Rank	Distance [m] Rank	G / W Comp. Gate Points	Comp. [m/s] Points	Points Rank
28	AUNE Joakim Larsen	NOR	85.6 18.	85.5 23.	25	-0.34 2.6	56.1 16.
29	ORTNER Thomas	AUT	85.7 8.	87.0 16.	25	-0.04 0.3	56.8 12.
30	MENZ Florian	GER	85.3 30.	81.0 33.	25	0.38 -2.4	42.1 33.
31	SKINNES Stian Andre	NOR	85.3 30.	87.0 16.	25	0.91 -5.8	50.7 24.
32	MEZNAR Mitja	SLO	85.9 4.	88.0 13.	25	0.37 -2.4	56.1 16.
33	KOCH Bjoern	AUT	85.4 26.	84.0 27.	25	0.31 -2.0	48.5 28.
34	LUNARDI Michael	ITA	85.2 34.	75.0 37.	25	-0.16 1.2	33.7 36.
35	MUELLER Lukas	AUT	85.8 6.	87.5 15.	25	-0.05 0.4	57.9 10.
36	LACKNER Thomas	AUT	85.9 4.	88.5 10.	25	0.20 -1.3	58.2 9.
37	PRISLIC Ernest	SLO	85.3 30.	88.5 10.	25	1.33 -8.5	51.0 23.
38	MANDL Ziga	SLO	85.6 18.	83.0 30.	25	-0.18 1.4	49.9 26.
39	HOSODA Shotaro	JPN	85.7 8.	89.5 9.	25	0.63 -4.0	57.5 11.
40	TROFIMOV Roman-Sergeevich	RUS	85.2 34.	87.0 16.	25	0.57 -3.6	52.9 21.
41	MIETUS Grzegorz	POL	85.1 39.	87.0 16.	25	0.25 -1.6	54.9 19.
42	GASINICA Andrzej	POL	85.7 8.	88.5 10.	25	0.48 -3.1	56.4 14.
43	SARDYKO Alexander	RUS	85.4 26.	91.5 7.	25	0.11 -0.7	64.8 6.
44	KOZISEK Cestmir	CZE	85.2 34.	84.0 27.	25	0.70 -4.5	46.0 30.
45	ZAPOTOCZNY Andrzej	POL	85.1 39.	88.0 13.	25	0.80 -5.1	53.4 20.
46	KOT Jakub	POL	85.0 43.	87.0 16.	25	-0.02 0.2	56.7 13.
47	BIELA Stanislaw	POL	85.3 30.	91.0 8.	25	0.45 -2.9	61.6 8.
48	ZUPANCIC Miran	SLO	85.5 23.	94.5 3.	25	1.29 -8.3	63.2 7.
49	ROMASHOV Alexey	RUS	85.2 34.	86.5 21.	25	-0.10 0.8	56.3 15.
50	ZOGRAFSKI Vladimir	BUL	85.7 8.	94.5 3.	25	-0.02 0.2	71.7 1.
51	MAKSIMOVICH Mikhail	RUS	85.4 26.	93.5 5.	25	0.51 -3.3	66.2 5.
52	HAZETDINOV Ilmir	RUS	85.8 6.	93.0 6.	25	0.18 -1.2	67.3 4.
53	KOBAYASHI Junshiro	JPN					



Results

Competition / Weather Information													
	Time	Base Values			Weather	Temp. Start / Finish [°C]		Humid. [%]	tan. Wind [m/s]				
		Wind	Gate	Length		Air	Snow		min.	max.	Avg.		
Trial Round	12:46 - 13:23	0.00	26	76.75m	lightly snowfall	-1.7	-0.6	-10.0	-10.0	69 / 70	-0.63	1.33	0.30

Statistics													
	Gate		Athletes	Falls	Distance [m]			Speed [km/h]			Competitors / Nations		
	No.	Diff			min.	max.	Avg.	min.	max.	Avg.	in start list	started	with results
Trial Round	25	-0.41m	37	0	53.5	94.5	83.2	84.4	85.9	85.3	53/18	50/18	50/18
	26		13	0	56.5	98.5	76.8	84.8	86.3	85.6			

Legend

Assistant TD Assistant Technical Delegate
Ctry Code Country Code
G / W Comp. Gate / Wind Compensation
max. maximum

Avg. Average
Dist. Distance
Humid. Humidity
min. minimum



Start List

Jury / Competition Management		Judges		Hill Data	
Technical Delegate (TD)	FORRER Ueli (SUI)	A	RAPPENGLUECK Franz (GER)	Hill Size (HS)	100 m / (95 m)
Chief of Competition	JELENSKY Jan (SVK)	B	GUNKA Ryszard (POL)	K-Point	90 m
Assistant TD	NADARKIEWICZ Renata (POL)	C	BABIS Emil (SVK)	Meter Value	2.0 points / m
Equipment Control	GANSTER Edgar (AUT)	D	POLLHAMMER Fritz (AUT)	Gate Factor	6.00 points / m
FISU Technical Delegate	GANZENHUBER Paul (AUT)	E	BAIER Jan (CZE)	Wind Factors	6.40 / 7.74 points / m/s

Number of Competitors: 53, Number of Countries: 18

Bib	Name	Ctry Code	Trial			1st Round			
			Speed [km/h]	Distance [m]	Gate	Speed [km/h]	Distance [m]	Points	Rank
1	SIMON Tobias	GER							
2	HENNINGSEN Alexander	NOR							
3	LI Chao	CHN							
4	YAKIBYUK Igor	UKR							
5	KALYKOV Shynggys	KAZ							
6	TAKANASHI Kanta	JPN							
7	TAEHKAEVUORI Riku	FIN							
8	DODYUK Vatalii	UKR							
9	MAYLAENDER Jan	GER							
10	HEIDE Raiko	EST							
11	OZTASYONAR Mustafa	TUR							
12	MURAVITSKI Aliaksei	BLR							
13	MABUCHI Minato	JPN							
14	KLIMOV Evgeniy	RUS							
15	TAEHKAEVUORI Frans	FIN							
16	NOSAL Mojmir	SVK							
17	SOUCEK Jan	CZE							
18	WANG Bingrong	CHN							
19	MUMINOV Sabirzhan	KAZ							
20	VALTA Ossi-Pekka	FIN							
21	HACEK Vit	CZE							
22	KALINICHENKO Vitaliy	UKR							
23	KALINCHUK Andriy	UKR							
24	LIKAR Matej	SLO							
25	YUKSEL Faik	TUR							
26	KLYMCHUK Andrii	UKR							
27	JUFFINGER Thomas	AUT							
28	AUNE Joakim Larsen	NOR							
29	ORTNER Thomas	AUT							
30	MENZ Florian	GER							
31	SKINNES Stian Andre	NOR							
32	MEZGAR Mitja	SLO							
33	KOCH Bjoern	AUT							
34	LUNARDI Michael	ITA							
35	MUELLER Lukas	AUT							
36	LACKNER Thomas	AUT							
37	PRISLIC Ernest	SLO							
38	MANDL Ziga	SLO							
39	HOSODA Shotaro	JPN							
40	TROFIMOV Roman-Sergeevich	RUS							
41	MIETUS Grzegorz	POL							
42	GASIENICA Andrzej	POL							
43	SARDYKO Alexander	RUS							

technical break

44	KOZISEK Cestmir	CZE							
45	ZAPOTOCZNY Andrzej	POL							
46	KOT Jakub	POL							
47	BIELA Stanislaw	POL							
48	ZUPANCIC Miran	SLO							
49	ROMASHOV Alexey	RUS							
50	ZOGRAFSKI Vladimir	BUL							
51	MAKSIMOV Mikhail	RUS							
52	HAZETDINOV Ilmir	RUS							
53	KOBAYASHI Junshiro	JPN							

Legend

Assistant TD Assistant Technical Delegate

Ctry Code Country Code

Timing and Results provided by  TISSOT



Start List

Jury / Competition Management		Judges			Hill Data		
Technical Delegate (TD)	FORRER Ueli (SUI)	A	RAPPENGLUECK Franz (GER)		Hill Size (HS)	100 m / (95 m)	
Chief of Competition	JELENSKY Jan (SVK)	B	GUNKA Ryszard (POL)		K-Point	90 m	
Assistant TD	NADARKIEWICZ Renata (POL)	C	BABIS Emil (SVK)		Meter Value	2.0 points / m	
Equipment Control	GANSTER Edgar (AUT)	D	POLLHAMMER Fritz (AUT)		Gate Factor	6.00 points / m	
FISU Technical Delegate	GANZENHUBER Paul (AUT)	E	BAIER Jan (CZE)		Wind Factors	6.40 / 7.74 points / m/s	

Number of Competitors: 30, Number of Countries: 11

Start Ord.	Bib	Name	Ctry Code	1st Round												Points	Rank	Behind Points	Remarks
				Speed [km/h]	Distance [m]	Judges Marks					Gate / Wind Compensation		Points	Rank	Behind Points				
						A	B	C	D	E	Gate	Points							
1	15	TAEHKAUVUORI Frans	FIN	85.6	82.0	16.5	16.5	16.5	16.5	17.0	25	-0.58	4.5	98.0	30.	25.1			
2	20	VALTA Ossi-Pekka	FIN	85.9	83.5	16.5	16.5	17.0	16.5	16.5	25	-0.25	1.9	98.4	29.	24.7			
3	43	SARDYKO Alexander	RUS	85.1	82.5	16.5	16.5	16.0	16.5	16.5	25	-0.61	4.7	99.2	28.	23.9			
4	30	MENZ Florian	GER	85.3	86.0	17.0	17.0	17.0	16.5	17.5	25	0.53	-3.4	99.6	26.	23.5			
5	40	TROFIMOV Roman-Sergeevich	RUS	85.5	83.0	17.0	17.0	17.0	17.0	18.0	25	-0.33	2.6	99.6	26.	23.5			
6	39	HOSODA Shotaro	JPN	85.7	84.0	16.5	17.0	17.0	17.0	17.5	25	-0.16	1.2	100.2	25.	22.9			
7	19	MUMINOV Sabirzhan	KAZ	85.8	86.5	14.5	16.0	15.0	14.5	15.5	25	-0.41	3.2	101.2	23.	21.9			
8	37	PRISLIC Ernest	SLO	85.5	86.0	15.0	16.0	17.0	16.0	17.5	25	-0.03	0.2	101.2	23.	21.9			
9	1	SIMON Tobias	GER	86.0	87.0	16.5	17.0	17.0	16.5	17.5	25	0.39	-2.5	102.0	22.	21.1			
10	33	KOCH Bjoern	AUT	85.4	86.0	17.0	17.0	17.5	17.0	17.5	25	0.11	-0.7	102.8	21.	20.3			
11	9	MAYLAENDER Jan	GER	85.6	88.0	17.0	17.5	17.5	17.0	17.5	25	0.70	-4.5	103.5	20.	19.6			
12	36	LACKNER Thomas	AUT	85.9	85.0	17.5	17.5	17.5	17.5	18.0	25	-0.20	1.5	104.0	19.	19.1			
13	46	KOT Jakub	POL	85.0	87.5	18.0	18.0	17.5	17.5	18.5	25	0.61	-3.9	104.6	18.	18.5			
14	31	SKINNES Stian Andre	NOR	85.5	88.5	17.0	17.0	17.5	17.0	17.5	25	0.53	-3.4	105.1	17.	18.0			
15	28	AUNE Joakim Larsen	NOR	85.4	88.0	17.5	17.5	17.5	17.0	17.5	25	0.44	-2.8	105.7	16.	17.4			
16	44	KOZISEK Cestmir	CZE	85.5	85.0	17.0	17.0	17.0	17.0	18.0	25	-0.64	5.0	106.0	15.	17.1			
17	29	ORTNER Thomas	AUT	85.3	88.5	17.0	17.5	18.0	17.5	17.5	25	0.53	-3.4	106.1	14.	17.0			
18	38	MANDL Ziga	SLO	85.6	88.0	16.5	17.0	17.0	17.0	16.5	25	-0.06	0.5	107.0	13.	16.1			
19	49	ROMASHOV Alexey	RUS	85.3	88.5	17.5	17.5	17.5	17.5	18.5	25	0.25	-1.6	107.9	12.	15.2			
20	13	MABUCHI Minato	JPN	86.1	87.0	17.0	17.5	17.5	17.5	17.5	25	-0.37	2.9	109.4	11.	13.7			

technical break

21	45	ZAPOTOCZNY Andrzej	POL	85.7	89.0	17.0	17.5	17.5	17.0	18.0	25	-0.08	0.6	110.6	10.	12.5	
22	6	TAKANASHI Kanta	JPN	85.9	91.5	17.5	18.0	18.0	17.5	17.0	25	0.66	-4.2	111.8	9.	11.3	
23	32	MEZNAR Mitja	SLO	86.1	91.0	17.5	18.0	18.0	17.5	17.5	25	0.44	-2.8	112.2	8.	10.9	
24	47	BIELA Stanislav	POL	85.4	91.5	17.5	18.0	18.0	17.5	18.0	25	0.43	-2.8	113.7	7.	9.4	
25	53	KOBAYASHI Junshiro	JPN	85.6	89.5	17.5	17.5	18.0	17.5	18.0	25	-0.44	3.4	115.4	6.	7.7	
26	52	HAZETDINOV Ilmir	RUS	86.2	90.0	18.0	18.0	18.0	18.0	18.0	25	-0.55	4.3	118.3	5.	4.8	
27	51	MAKSIMOVCHIKIN Mikhail	RUS	85.6	90.5	18.0	17.5	18.0	18.0	18.0	25	-0.46	3.6	118.6	4.	4.5	
28	14	KLIMOV Evgeniy	RUS	86.1	92.5	18.0	18.0	18.0	18.0	17.0	25	-0.26	2.0	121.0	3.	2.1	
29	48	ZUPANCIC Miran	SLO	85.5	95.5	18.5	19.0	18.5	18.5	18.5	25	0.69	-4.4	122.1	2.	1.0	
30	50	ZOGRAFSKI Vladimir	BUL	85.6	95.0	18.5	18.0	18.5	18.5	17.0	25	0.30	-1.9	123.1	1.		

Legend

Assistant TD Assistant Technical Delegate

Ctry Code Country Code

Timing and Results provided by  TISSOT



TUE 27 JAN 2015

Start Time 15:03 / Finish Time 16:41

Official Results

Jury / Competition Management				Judges					Hill Data									
Technical Delegate (TD)	FORRER Ueli (SUI)			A	RAPPENGLUECK Franz (GER)				Hill Size (HS)	100 m / (95 m)								
Chief of Competition	JELENSKY Jan (SVK)			B	GUNKA Ryszard (POL)				K-Point	90 m								
Assistant TD	NADARKIEWICZ Renata (POL)			C	BABIS Emil (SVK)				Meter Value	2.0 points / m								
Equipment Control	GANSTER Edgar (AUT)			D	POLLHAMMER Fritz (AUT)				Gate Factor	6.00 points / m								
FISU Technical Delegate	GANZENHUBER Paul (AUT)			E	BAIER Jan (CZE)				Wind Factors	6.40 / 7.74 points / m/s								
Rank	Bib	Name	Ctry Code	Speed [km/h]	Distance [m]	Distance Points	Judges Marks					Judges Points	Gate / Wind Compensation		Round Total	Round Rank	Total	
							A	B	C	D	E		Gate	Points				[m/s]
1.	50	ZOGRAFSKI Vladimir	BUL	85.6	95.0	70.0	18.5	18.0	18.5	18.5	17.0	55.0	25	0.30	-1.9	123.1	1.	248.8
				85.5	94.0	68.0	18.5	18.5	18.5	18.5	18.5	55.5	25	-0.29	2.2	125.7	2.	
2.	52	HAZETDINOV Ilmir	RUS	86.2	90.0	60.0	18.0	18.0	18.0	18.0	18.0	54.0	25	-0.55	4.3	118.3	5.	244.2
				86.1	94.5	69.0	18.5	18.5	18.5	18.5	18.5	55.5	25	-0.18	1.4	125.9	1.	
3.	14	KLIMOV Evgeniy	RUS	86.1	92.5	65.0	18.0	18.0	18.0	18.0	17.0	54.0	25	-0.26	2.0	121.0	3.	241.7
				86.0	91.5	63.0	17.5	17.5	17.5	17.0	18.0	52.5	25	-0.67	5.2	120.7	3.	
4.	51	MAKSIMOVICH Mikhail	RUS	85.6	90.5	61.0	18.0	17.5	18.0	18.0	18.0	54.0	25	-0.46	3.6	118.6	4.	235.3
				85.4	90.5	61.0	18.0	17.5	18.0	17.0	17.5	53.0	25	-0.35	2.7	116.7	4.	
5.	53	KOBAYASHI Junshiro	JPN	85.6	89.5	59.0	17.5	17.5	18.0	17.5	18.0	53.0	25	-0.44	3.4	115.4	6.	232.1
				85.5	91.0	62.0	17.5	18.0	18.0	17.5	18.0	53.5	25	-0.16	1.2	116.7	4.	
6.	48	ZUPANCIC Miran	SLO	85.5	95.5	71.0	18.5	19.0	18.5	18.5	18.5	55.5	25	0.69	-4.4	122.1	2.	230.5
				85.7	86.5	53.0	17.0	17.0	17.5	16.5	18.0	51.5	25	-0.51	3.9	108.4	14.	
7.	47	BIELA Stanislaw	POL	85.4	91.5	63.0	17.5	18.0	18.0	17.5	18.0	53.5	25	0.43	-2.8	113.7	7.	228.0
				85.4	91.0	62.0	18.5	18.0	18.0	17.5	18.0	54.0	25	0.26	-1.7	114.3	6.	
8.	45	ZAPOTOCZNY Andrzej	POL	85.7	89.0	58.0	17.0	17.5	17.5	17.0	18.0	52.0	25	-0.08	0.6	110.6	10.	224.8
				85.6	91.0	62.0	17.5	18.0	18.0	17.5	17.5	53.0	25	0.13	-0.8	114.2	7.	
9.	6	TAKANASHI Kanta	JPN	85.9	91.5	63.0	17.5	18.0	18.0	17.5	17.0	53.0	25	0.66	-4.2	111.8	9.	221.6
				85.7	89.0	58.0	17.5	17.5	17.5	17.5	17.5	52.5	25	0.11	-0.7	109.8	11.	
10.	32	MEZMAR Mitja	SLO	86.1	91.0	62.0	17.5	18.0	18.0	17.5	17.5	53.0	25	0.44	-2.8	112.2	8.	221.3
				86.3	89.5	59.0	17.5	17.5	17.0	17.5	17.5	52.5	25	0.37	-2.4	109.1	12.	
11.	13	MABUCHI Minato	JPN	86.1	87.0	54.0	17.0	17.5	17.5	17.5	17.5	52.5	25	-0.37	2.9	109.4	11.	219.9
				85.8	88.5	57.0	17.0	17.5	17.5	17.5	17.5	52.5	25	-0.13	1.0	110.5	10.	
12.	49	ROMASHOV Alexey	RUS	85.3	88.5	57.0	17.5	17.5	17.5	17.5	18.5	52.5	25	0.25	-1.6	107.9	12.	219.1
				85.2	90.0	60.0	18.0	17.5	17.5	17.5	17.5	52.5	25	0.20	-1.3	111.2	9.	
13.	38	MANDL Ziga	SLO	85.6	88.0	56.0	16.5	17.0	17.0	17.0	16.5	50.5	25	-0.06	0.5	107.0	13.	215.1
				85.3	88.5	57.0	17.5	18.0	18.0	17.5	17.5	53.0	25	0.30	-1.9	108.1	15.	
14.	29	ORTNER Thomas	AUT	85.3	88.5	57.0	17.0	17.5	18.0	17.5	17.5	52.5	25	0.53	-3.4	106.1	14.	213.9
				85.4	88.0	56.0	17.5	17.5	17.5	17.5	17.5	52.5	25	0.11	-0.7	107.8	16.	
15.	46	KOT Jakub	POL	85.0	87.5	55.0	18.0	18.0	17.5	17.5	18.5	53.5	25	0.61	-3.9	104.6	18.	212.1
				84.8	88.0	56.0	17.5	18.0	17.5	17.5	18.0	53.0	25	0.23	-1.5	107.5	18.	
16.	43	SARDYKO Alexander	RUS	85.1	82.5	45.0	16.5	16.5	16.0	16.5	16.5	49.5	25	-0.61	4.7	99.2	28.	212.0
				84.7	92.5	65.0	17.5	18.0	17.5	17.5	17.5	52.5	25	0.74	-4.7	112.8	8.	
17.	44	KOZISEK Cestmir	CZE	85.5	85.0	50.0	17.0	17.0	17.0	17.0	18.0	51.0	25	-0.64	5.0	106.0	15.	211.8
				85.2	87.5	55.0	17.0	17.5	17.5	17.5	17.5	52.5	25	0.26	-1.7	105.8	19.	
18.	36	LACKNER Thomas	AUT	85.9	85.0	50.0	17.5	17.5	17.5	17.5	18.0	52.5	25	-0.20	1.5	104.0	19.	211.7
				85.9	89.0	58.0	17.5	17.5	18.0	17.0	17.5	52.5	25	0.44	-2.8	107.7	17.	
19.	19	MUMINOV Sabirzhan	KAZ	85.8	86.5	53.0	14.5	16.0	15.0	14.5	15.5	45.0	25	-0.41	3.2	101.2	23.	210.3
				86.1	91.0	62.0	15.5	16.0	16.5	15.5	16.0	47.5	25	0.07	-0.4	109.1	12.	
20.	33	KOCH Bjoern	AUT	85.4	86.0	52.0	17.0	17.0	17.5	17.0	17.5	51.5	25	0.11	-0.7	102.8	21.	208.6
				85.5	88.0	56.0	16.5	17.0	17.0	16.5	16.5	50.5	25	0.11	-0.7	105.8	19.	
20.	28	AUNE Joakim Larsen	NOR	85.4	88.0	56.0	17.5	17.5	17.5	17.0	17.5	52.5	25	0.44	-2.8	105.7	16.	208.6
				85.6	86.0	52.0	17.0	17.5	17.0	17.0	17.5	51.5	25	0.10	-0.6	102.9	22.	
22.	31	SKINNES Stian Andre	NOR	85.5	88.5	57.0	17.0	17.0	17.5	17.0	17.5	51.5	25	0.53	-3.4	105.1	17.	206.8
				85.7	86.5	53.0	17.0	17.5	17.0	17.0	17.0	51.0	25	0.36	-2.3	101.7	27.	
23.	9	MAYLAENDER Jan	GER	85.6	88.0	56.0	17.0	17.5	17.5	17.0	17.5	52.0	25	0.70	-4.5	103.5	20.	205.9
				85.2	86.5	53.0	16.5	17.0	17.5	17.0	17.5	51.5	25	0.33	-2.1	102.4	24.	
24.	1	SIMON Tobias	GER	86.0	87.0	54.0	16.5	17.0	17.0	16.5	17.5	50.5	25	0.39	-2.5	102.0	22.	204.3
				86.0	86.5	53.0	17.0	17.5	17.0	16.5	16.5	50.5	25	0.18	-1.2	102.3	25.	
25.	20	VALTA Ossi-Pekka	FIN	85.9	83.5	47.0	16.5	16.5	17.0	16.5	16.5	49.5	25	-0.25	1.9	98.4	29.	203.1
				85.7	88.0	56.0	17.0	17.5	17.5	17.0	17.5	52.0	25	0.51	-3.3	104.7	21.	
26.	37	PRISLIC Ernest	SLO	85.5	86.0	52.0	15.0	16.0	17.0	16.0	17.5	49.0	25	-0.03	0.2	101.2	23.	203.0
				85.5	86.0	52.0	17.0	17.0	17.5	17.0	17.0	51.0	25	0.18	-1.2	101.8	26.	
27.	39	HOSODA Shotaro	JPN	85.7	84.0	48.0	16.5	17.0	17.0	17.0	17.5	51.0	25	-0.16	1.2	100.2	25.	201.1
				85.7	85.0	50.0	16.5	17.0	17.0	17.5	17.0	51.0	25	0.01	-0.1	100.9	28.	
28.	15	TAEHKAUVUORI Frans	FIN	85.6	82.0	44.0	16.5	16.5	16.5	16.5	17.0	49.5	25	-0.58	4.5	98.0	30.	200.8
				85.2	86.5	53.0	17.0	17.5	17.5	17.0	17.0	51.5	25	0.26	-1.7	102.8	23.	
29.	30	MENZ Florian	GER	85.3	86.0	52.0	17.0	17.0	17.0	16.5	17.5	51.0	25	0.53	-3.4	99.6	26.	199.7
				85.3	86.0	52.0	16.5	17.0	17.0	16.5	17.5	50.5	25	0.37	-2.4	100.1	29.	
30.	40	TROFIMOV Roman-Sergeevich	RUS	85.5	83.0	46.0	17.0	17.0	17.0	17.0	18.0	51.0	25	-0.33	2.6	99.6	26.	197.3
				85.3	84.0	48.0	16.5	16.5	17.0	16.5	16.5	49.5	25	-0.03	0.2	97.7	30.	



Official Results

Rank	Bib	Name	Ctry Code	Speed [km/h]	Distance [m]	Distance Points	Judges Marks					Judges Points	Gate / Wind Compensation		Round Total	Round Rank	Total	
							A	B	C	D	E		Gate	Points				[m/s]
not qualified for final round																		
31.	34	LUNARDI Michael	ITA	85.5	84.0	48.0	16.5	17.0	16.5	16.5	17.5	50.0	25	0.09	-0.6	97.4	31.	97.4
32.	7	TAEHKAEVUORI Riku	FIN	85.5	85.5	51.0	17.0	17.0	17.0	17.0	17.0	51.0	25	0.85	-5.4	96.6	32.	96.6
33.	35	MUELLER Lukas	AUT	85.9	82.5	45.0	17.0	17.5	16.5	17.0	17.5	51.5	25	0.02	-0.1	96.4	33.	96.4
34.	41	MIETUS Grzegorz	POL	85.5	81.0	42.0	16.5	16.5	16.5	17.0	17.0	50.0	25	-0.54	4.2	96.2	34.	96.2
35.	22	KALINICHENKO Vitaliy	UKR	85.2	83.5	47.0	17.5	17.0	17.0	17.0	17.0	51.0	25	0.32	-2.0	96.0	35.	96.0
36.	42	GASIENICA Andrzej	POL	85.4	78.5	37.0	14.5	15.0	15.0	14.5	15.5	44.5	25	-0.82	6.3	87.8	36.	87.8
37.	2	HENNINGSEN Alexander	NOR	85.6	77.5	35.0	16.0	16.5	16.5	16.0	16.0	48.5	25	-0.09	0.7	84.2	37.	84.2
38.	26	KLYMCHUK Andrii	UKR	84.9	80.0	40.0	15.5	16.0	16.0	15.5	15.5	47.0	25	0.66	-4.2	82.8	38.	82.8
39.	27	JUFFINGER Thomas	AUT	84.6	78.5	37.0	16.0	16.0	15.5	16.0	16.0	48.0	25	0.49	-3.1	81.9	39.	81.9
40.	12	MURAVITSKI Aliaksei	BLR	86.1	75.0	30.0	16.0	16.0	15.5	16.0	15.5	47.5	25	-0.36	2.8	80.3	40.	80.3
41.	25	YUKSEL Faik	TUR	85.3	77.5	35.0	15.5	15.5	16.0	15.5	16.0	47.0	25	0.48	-3.1	78.9	41.	78.9
42.	17	SOUCEK Jan	CZE	85.7	71.0	22.0	16.0	15.5	16.0	16.0	16.0	48.0	25	-0.58	4.5	74.5	42.	74.5
43.	21	HACEK Vit	CZE	85.3	72.0	24.0	16.0	15.5	16.0	16.0	16.5	48.0	25	-0.14	1.1	73.1	43.	73.1
44.	24	LIKAR Matej	SLO	85.1	74.5	29.0	13.5	14.5	15.5	15.0	16.0	45.0	25	0.34	-2.2	71.8	44.	71.8
45.	5	KALYKOV Shynggys	KAZ	85.8	72.0	24.0	16.0	15.5	15.5	16.0	16.0	47.5	25	-0.02	0.2	71.7	45.	71.7
46.	23	KALINCHUK Andriy	UKR	85.1	73.0	26.0	16.0	16.0	16.0	16.0	16.0	48.0	25	0.45	-2.9	71.1	46.	71.1
47.	10	HEIDE Raiko	EST	85.8	64.0	8.0	15.0	15.0	15.0	15.0	16.0	45.0	25	0.17	-1.1	51.9	47.	51.9
48.	16	NOSAL Mojmir	SVK	85.5	59.0	-2.0	13.5	14.0	13.5	14.0	14.0	41.5	25	-1.08	8.4	47.9	48.	47.9
49.	3	CHAO Li	CHN	84.5	64.5	9.0	14.0	14.0	14.0	14.0	14.5	42.0	25	0.59	-3.8	47.2	49.	47.2
50.	8	DODYUK Vatalii	UKR	85.2	62.0	4.0	15.0	15.0	15.5	15.5	16.0	46.0	25	0.48	-3.1	46.9	50.	46.9
51.	4	YAKIBYUK Igor	UKR	85.5	60.0	0.0	15.0	15.0	15.5	15.0	15.0	45.0	25	0.35	-2.2	42.8	51.	42.8
52.	18	WANG Bingrong	CHN	84.5	54.0	-12.0	15.0	14.0	15.0	14.5	15.5	44.5	25	-0.72	5.6	38.1	52.	38.1
53.	11	OZTASYONAR Mustafa	TUR	85.4	54.5	-11.0	13.0	13.5	13.5	13.5	13.5	40.5	25	-0.20	1.5	31.0	53.	31.0



TUE 27 JAN 2015

Start Time 15:03 / Finish Time 16:41

Official Results

Competition / Weather Information											
	Time	Base Values			Weather	Temp. Start / Finish [°C]		Humid. [%]	tan. Wind [m/s]		
		Wind	Gate	Length		Air	Snow		min.	max.	Avg.
1st Round	15:03 - 15:54	0.00	25	76.34m	partly cloudy	-3.2 / -4.4	-11.0 / -12.0	78 / 81	-1.08	0.85	0.03
Final Round	16:12 - 16:41	0.00	25	76.34m	lightly snowfall	-4.5 / -5.2	-12.0 / -12.0	83 / 83	-0.67	0.74	0.11

Statistics													
	Gate		Athletes	Falls	Distance [m]			Speed [km/h]			Competitors / Nations		
	No.	Diff			min.	max.	Avg.	min.	max.	Avg.	in start list	started	with results
1st Round	25		53	0	54.0	95.5	81.1	84.5	86.2	85.5	53/18	53/18	53/18
Final Round	25		30	0	84.0	94.5	88.6	84.7	86.3	85.5	30/11	30/11	30/11

Technical Delegate (TD): FORRER Ueli (SUI)	Chief of Competition: JELENSKY Jan (SVK)
--	--

Legend			
Assistant TD	Assistant Technical Delegate	Avg.	Average
Ctry Code	Country Code	Humid.	Humidity
max.	maximum	min.	minimum



Results

Jury / Competition Management				Judges				Hill Data			
Technical Delegate (TD)	FORRER Ueli (SUI)			A	RAPPENGLUECK Franz (GER)			Hill Size (HS)	100 m / (95 m)		
Chief of Competition	JELENSKY Jan (SVK)			B	GUNKA Ryszard (POL)			K-Point	90 m		
Assistant TD	NADARKIEWICZ Renata (POL)			C	BABIS Emil (SVK)			Meter Value	2.0 points / m		
Equipment Control	GANSTER Edgar (AUT)			D	POLLHAMMER Fritz (AUT)			Gate Factor	6.00 points / m		
FISU Technical Delegate	GANZENHUBER Paul (AUT)			E	BAIER Jan (CZE)			Wind Factors	6.40 / 7.74 points / m/s		

Bib	Name	Ctry Code	1st Round					2nd Round					Remarks
			Speed	Distance	G / W	Comp.	Points	Speed	Distance	G / W	Comp.	Points	
			[km/h]	[m]	Gate	[m/s]	Rank	[km/h]	[m]	Gate	[m/s]	Rank	
			Rank	Rank	Points	Points	Rank	Rank	Points	Points	Rank		
1	HENNINGSEN Alexander	NOR	85.9	68.5	27	-0.40	20.1	86.7	81.5	30	0.68	38.6	
			35.	29.		3.1	27.	22.	26.		-4.4	27.	
2	LI Chao	CHN	85.3	58.5	27	-0.95	4.4	85.9	69.5	30	0.37	16.6	
			40.	35.		7.4	34.	38.	34.		-2.4	34.	
3	YAKIBYUK Igor	UKR	85.7	58.5	27	-0.30	0.0	86.7	76.0	30	0.65	27.8	
			37.	35.		2.3	36.	22.	31.		-4.2	32.	
4	KALYKOV Shynggys	KAZ	86.4	66.5	27	-0.19	14.5	87.0	79.0	30	0.69	33.6	
			22.	32.		1.5	31.	10.	30.		-4.4	30.	
5	KOBAYASHI Junshiro	JPN	85.7	86.5	27	0.05	52.7	86.6	94.5	30	0.81	63.8	
			37.	4.		-0.3	1.	28.	4.		-5.2	4.	
6	TAKANASHI Kanta	JPN	86.6	83.0	29	0.29	39.2	87.2	93.5	30	0.62	63.0	
			12.	10.		-4.9	-1.9	8.	6.		-4.0	6.	
7	TAEHKAEVUORI Riku	FIN	86.4	80.5	29	-0.76	42.0	86.8	86.0	30	0.46	49.1	
			22.	14.		-4.9	5.9	18.	22.		-2.9	23.	
8	DODYUK Vatalii	UKR	86.1	63.5	29	-0.86	8.8	86.4	68.0	30	0.38	13.6	
			31.	33.		-4.9	6.7	35.	35.		-2.4	35.	
9	SARKISIAN Arturi	GEO											
10	MAYLAENDER Jan	GER											
11	HEIDE Raiko	EST	86.9	61.0	29	-0.68	2.4	86.9	64.0	30	0.38	5.6	
			4.	34.		-4.9	5.3	14.	38.		-2.4	38.	
12	OZTASYONAR Mustafa	TUR	86.0	49.0	29	-0.95	0.0	86.6	66.5	30	0.47	10.0	
			33.	39.		-4.9	7.4	28.	36.		-3.0	36.	
13	MURAVITSKI Aliaksei	BLR	86.8	70.0	29	-0.50	19.0	87.5	81.5	30	0.19	41.8	
			7.	28.		-4.9	3.9	1.	26.		-1.2	25.	
14	MABUCHI Minato	JPN	86.9	80.0	29	-0.88	41.9	87.3	91.0	30	0.36	59.7	
			4.	17.		-4.9	6.8	6.	10.		-2.3	8.	
15	PACHIN Andrey	RUS											
16	TAEHKAEVUORI Frans	FIN	86.2	80.0	29	-0.23	36.9	86.7	89.5	30	0.31	57.0	
			28.	17.		-4.9	1.8	22.	17.		-2.0	14.	
17	NOSAL Mojmir	SVK	86.5	58.5	29	0.23	0.0	86.8	64.5	30	0.49	5.9	
			18.	35.		-4.9	-1.5	18.	37.		-3.1	37.	
18	SOUCEK Jan	CZE	86.6	79.0	29	0.61	29.2	87.0	81.0	30	0.66	37.8	
			12.	20.		-4.9	-3.9	10.	28.		-4.2	29.	
19	WANG Bingrong	CHN	85.4	54.0	29	0.50	0.0	85.7	56.5	30	0.09	0.0	
			39.	38.		-4.9	-3.2	40.	39.		-0.6	39.	
20	MUMINOV Sabirzhan	KAZ	86.8	88.5	29	0.03	51.9	87.4	90.0	30	0.14	59.1	
			7.	1.		-4.9	-0.2	3.	14.		-0.9	9.	
21	VALTA Ossi-Pekka	FIN	86.9	87.5	29	0.38	47.7	87.4	90.0	30	-0.19	61.5	
			4.	2.		-4.9	-2.4	3.	14.		1.5	7.	
22	HACEK Vit	CZE	86.2	68.0	29	-0.21	12.7	86.6	74.5	30	0.07	28.6	
			28.	30.		-4.9	1.6	28.	32.		-0.4	31.	
23	PENDZIVATER Michal	SVK	85.8	41.0	29	0.30	0.0	85.9	42.0	30	-0.33	0.0	
			36.	40.		-4.9	-1.9	38.	40.		2.6	39.	
24	KALINICHENKO Vitaliy	UKR											
25	KALINCHUK Andriy	UKR	86.3	72.5	29	0.01	20.0	86.6	74.0	30	0.26	26.3	
			26.	27.		-4.9	-0.1	28.	33.		-1.7	33.	
26	LIKAR Matej	SLO	86.5	78.0	29	0.60	27.3	86.6	81.0	30	0.63	38.0	
			18.	22.		-4.9	-3.8	28.	28.		-4.0	28.	
27	YUKSEL Faik	TUR	86.4	74.5	29	-0.02	24.3	87.2	82.0	30	0.64	39.9	
			22.	26.		-4.9	0.2	8.	25.		-4.1	26.	



Results

Bib	Name	Ctry Code	1st Round					2nd Round					Remarks
			Speed	Distance	G / W	Comp.	Points	Speed	Distance	G / W	Comp.	Points	
			[km/h]	[m]	Gate	[m/s]	Rank	[km/h]	[m]	Gate	[m/s]	Rank	
			Rank	Rank	Points	Points	Rank	Rank	Points	Points	Rank		
28	KLYMCHUK Andrii	UKR											
29	JUFFINGER Thomas	AUT	86.0	82.0	29	-0.03	39.3	86.0	86.0	30	0.30	50.1	
			33.	12.	-4.9	0.2	16.	37.	22.		-1.9	21.	
30	AUNE Joakim Larsen	NOR	86.6	80.5	29	-0.41	39.3	86.7	87.0	30	0.52	50.7	
			12.	14.	-4.9	3.2	16.	22.	21.		-3.3	20.	
31	ORTNER Thomas	AUT	87.0	84.5	29	-0.02	44.3	87.3	94.5	30	0.89	63.3	
			1.	7.	-4.9	0.2	8.	6.	4.		-5.7	5.	
32	MENZ Florian	GER	86.6	80.0	29	-0.75	40.9	86.8	88.0	30	0.98	49.7	
			12.	17.	-4.9	5.8	14.	18.	19.		-6.3	22.	
33	SKINNES Stian Andre	NOR	86.7	87.5	29	0.30	48.2	86.9	91.5	30	0.75	58.2	
			9.	2.	-4.9	-1.9	5.	14.	8.		-4.8	12.	
34	WANGLER Niklas	GER											
35	KOCH Bjoern	AUT	86.3	83.0	29	-0.17	42.4	86.8	88.0	30	0.61	52.1	
			26.	10.	-4.9	1.3	11.	18.	19.		-3.9	19.	
36	LUNARDI Michael	ITA	86.6	67.0	29	-0.72	14.7	87.0	83.0	30	0.35	43.8	
			12.	31.	-4.9	5.6	30.	10.	24.		-2.2	24.	
37	MUELLER Lukas	AUT	87.0	80.5	29	-0.43	39.4	87.5	88.5	30	0.42	54.3	
			1.	14.	-4.9	3.3	15.	1.	18.		-2.7	17.	
38	LACKNER Thomas	AUT	87.0	83.5	29	-0.22	43.8	87.4	90.5	30	0.49	57.9	
			1.	8.	-4.9	1.7	10.	3.	12.		-3.1	13.	
39	PRISLIC Ernest	SLO	86.7	81.0	29	-1.13	45.8	86.9	90.5	30	0.63	57.0	
			9.	13.	-4.9	8.7	7.	14.	12.		-4.0	14.	
40	HOSODA Shotaro	JPN	86.7	76.0	29	-1.18	36.2	87.0	91.0	30	0.86	56.5	
			9.	25.	-4.9	9.1	21.	10.	10.		-5.5	16.	
41	TROFIMOV Roman-Sergeevich	RUS											
42	MIETUS Grzegorz	POL	86.5	79.0	29	-0.67	38.3	86.7	92.5	30	0.96	58.9	
			18.	20.	-4.9	5.2	19.	22.	7.		-6.1	10.	
43	VESELOV Denis	RUS											
44	SHUVALOV Alexander	RUS											
45	GASIENICA Andrzej	POL	86.5	77.5	29	-0.01	30.2	86.7	90.0	30	0.94	54.0	
			18.	23.	-4.9	0.1	23.	22.	14.		-6.0	18.	
46	SARDYKO Alexander	RUS											
47	KOZISEK Cestmir	CZE	86.6	83.5	29	-0.26	44.1	86.6	91.5	30	0.66	58.8	
			12.	8.	-4.9	2.0	9.	28.	8.		-4.2	11.	
48	ZAPOTOCZNY Andrzej	POL	86.4	77.5	29	-0.47	33.7	86.9	96.5	30	0.73	68.3	
			22.	23.	-4.9	3.6	22.	14.	2.		-4.7	2.	
49	KOT Jakub	POL	86.2	86.5	29	-0.09	48.8	86.4	98.0	30	0.92	70.1	
			28.	4.	-4.9	0.7	4.	35.	1.		-5.9	1.	
50	BIELA Stanislaw	POL											
51	ROMASHOV Alexey	RUS											
52	ZOGRAFSKI Vladimir	BUL	86.1	86.0	29	-0.64	52.1	86.5	96.5	30	0.83	67.7	
			31.	6.	-4.9	5.0	2.	34.	2.		-5.3	3.	
53	MAKSIMOV Mikhail	RUS											
54	HAZETDINOV Ilmir	RUS											



Results

Competition / Weather Information											
	Time	Base Values			Weather	Temp. Start / Finish [°C]		Humid. [%]	tan. Wind [m/s]		
		Wind	Gate	Length		Air	Snow		min.	max.	Avg.
1st Round	14:01 - 14:30	0.00	27	77.16m	lightly snowfall	-0.4 / -0.6	-9.0 / -9.0	74 / 75	-1.18	0.61	-0.27
2nd Round	14:37 - 15:02	0.00	30	78.39m	lightly snowfall	-1.0 / -1.6	-9.0 / -9.0	75 / 77	-0.33	0.98	0.52

Statistics													
	Gate		Athletes	Falls	Distance [m]			Speed [km/h]			Competitors / Nations		
	No.	Diff			min.	max.	Avg.	min.	max.	Avg.	in start list	started	with results
1st Round	27		5	0	58.5	86.5	67.7	85.3	86.4	85.8	54/19	40/17	40/17
	29	+0.82m	35	0	41.0	88.5	75.5	85.4	87.0	86.4			
2nd Round	30		40	0	42.0	98.0	82.9	85.7	87.5	86.7	54/19	40/17	40/17

Legend

Assistant TD Assistant Technical Delegate
Ctry Code Country Code
G / W Comp. Gate / Wind Compensation
max. maximum

Avg. Average
Dist. Distance
Humid. Humidity
min. minimum



MON 26 JAN 2015

Start Time 14:00 / Finish Time 15:20

Results

Jury / Competition Management				Judges				Hill Data			
Technical Delegate (TD)	FORRER Ueli (SUI)			A	RAPPENGLUECK Franz (GER)			Hill Size (HS)	100 m / (95 m)		
Chief of Competition	JELENSKY Jan (SVK)			B	GUNKA Ryszard (POL)			K-Point	90 m		
Assistant TD	NADARKIEWICZ Renata (POL)			C	BABIS Emil (SVK)			Meter Value	2.0 points / m		
Equipment Control	GANSTER Edgar (AUT)			D	POLLHAMMER Fritz (AUT)			Gate Factor	6.00 points / m		
FISU Technical Delegate	GANZENHUBER Paul (AUT)			E	BAIER Jan (CZE)			Wind Factors	6.40 / 7.74 points / m/s		

Bib	Name	Ctry Code	1st Round					2nd Round					Remarks
			Speed	Distance	G / W	Comp.	Points	Speed	Distance	G / W	Comp.	Points	
			[km/h]	[m]	Gate	[m/s]	Rank	[km/h]	[m]	Gate	[m/s]	Rank	
			Rank	Rank	Points	Points	Rank	Rank	Points	Points	Rank		
1	HENNINGSEN Alexander	NOR	85.8 14.	81.5 34.	27 -5.1	0.79 35.	37.9	85.6 29.	78.0 38.	26 -3.9	0.61 38.	32.1	
2	LI Chao	CHN	85.3 35.	68.0 46.	27 -6.5	1.01 46.	9.5	85.0 48.	63.5 45.	26 -2.9	0.45 45.	4.1	
3	YAKIBYUK Igor	UKR	85.8 14.	69.0 45.	27 -5.3	0.83 45.	12.7	85.8 13.	61.5 46.	26 -3.1	0.49 46.	0.0	
4	KALYKOV Shynggys	KAZ	86.2 4.	78.0 38.	27 -4.0	0.63 39.	32.0	86.3 2.	75.5 40.	26 -4.8	0.75 41.	26.2	
5	KOBAYASHI Junshiro	JPN	85.8 14.	98.5 1.	27 -5.4	0.85 1.	71.6	85.8 13.	96.0 1.	26 -3.8	0.59 1.	68.2	
6	TAKANASHI Kanta	JPN	86.1 7.	94.0 2.	27 -6.1	0.95 7.	61.9	86.0 8.	88.0 11.	26 -3.8	0.60 15.	52.2	
7	TAEHKAEVUORI Riku	FIN	86.1 7.	90.5 11.	27 -6.0	0.93 17.	55.0	85.9 12.	85.5 25.	26 -3.6	0.56 25.	47.4	
8	DODYUK Vatalii	UKR	85.3 35.	65.5 47.	27 -3.6	0.57 47.	7.4	85.2 46.	64.5 44.	26 -3.5	0.55 44.	5.5	
9	SARKISIAN Arturi	GEO											
10	MAYLAENDER Jan	GER	85.9 11.	70.5 44.	27 -4.0	0.62 44.	17.0	85.6 29.	86.5 18.	26 -2.9	0.46 23.	50.1	
11	HEIDE Raiko	EST											
12	OZTASYONAR Mustafa	TUR	85.2 41.	60.5 48.	27 -4.2	0.66 48.	0.0	85.6 29.	61.0 47.	26 -2.2	0.34 46.	0.0	
13	MURAVITSKI Aliaksei	BLR	86.2 4.	77.0 40.	27 -5.4	0.85 40.	28.6	86.3 2.	78.5 37.	26 -3.0	0.47 37.	34.0	
14	MABUCHI Minato	JPN	86.5 1.	93.0 5.	27 -3.2	0.50 5.	62.8	86.4 1.	91.0 6.	26 -3.3	0.51 6.	58.7	
15	KLIMOV Evgeniy	RUS	85.8 14.	93.0 5.	27 -4.6	0.72 8.	61.4	85.6 29.	92.5 5.	26 -2.6	0.41 5.	62.4	
16	TAEHKAEVUORI Frans	FIN	85.7 20.	88.5 15.	27 -6.3	0.98 22.	50.7	85.7 19.	88.0 11.	26 -3.5	0.55 13.	52.5	
17	NOSAL Mojmir	SVK	85.8 14.	60.5 48.	27 -2.8	0.44 48.	0.0	85.6 29.	60.5 48.	26 -1.9	0.30 46.	0.0	
18	SOUCEK Jan	CZE	85.9 11.	80.5 36.	27 -6.4	1.00 37.	34.6	85.7 19.	76.5 39.	26 -2.3	0.36 39.	30.7	
19	WANG Bingrong	CHN	84.7 50.	53.5 50.	27 -5.4	0.85 48.	0.0	84.4 50.	53.0 49.	26 -1.7	0.27 46.	0.0	
20	MUMINOV Sabirzhan	KAZ	86.3 2.	92.0 7.	27 -7.3	1.14 15.	56.7	86.0 8.	82.5 30.	26 -0.8	0.13 29.	44.2	
21	VALTA Ossi-Pekka	FIN	86.3 2.	91.0 9.	27 -6.5	1.01 16.	55.5	86.1 6.	83.0 28.	26 -1.9	0.30 30.	44.1	
22	HACEK Vit	CZE	85.8 14.	78.0 38.	27 -3.8	0.59 38.	32.2	85.6 29.	51.0 50.	26 -1.9	0.29 46.	0.0	
23	PENDZIVATER Michal	SVK											
24	KALINICHENKO Vitaliy	UKR	85.7 20.	82.0 33.	27 -5.6	0.88 34.	38.4	85.7 19.	83.0 28.	26 -1.4	0.22 28.	44.6	
25	KALINCHUK Andriy	UKR	85.4 29.	73.5 43.	27 -2.5	0.39 43.	24.5	85.4 43.	69.0 43.	26 0.5	-0.06 43.	18.5	
26	LIKAR Matej	SLO	85.6 22.	80.0 37.	27 -4.5	0.71 36.	35.5	85.5 40.	74.0 41.	26 -0.7	0.11 40.	27.3	
27	YUKSEL Faik	TUR	86.2 4.	75.0 42.	27 -2.0	0.31 41.	28.0	85.8 13.	72.5 42.	26 -0.5	0.08 42.	24.5	



MON 26 JAN 2015

Start Time 14:00 / Finish Time 15:20

Results

Bib	Name	Ctry Code	1st Round					2nd Round					Remarks
			Speed	Distance	G / W	Comp.	Points	Speed	Distance	G / W	Comp.	Points	
			[km/h]	[m]	Gate	[m/s]	Rank	[km/h]	[m]	Gate	[m/s]	Rank	
28	KLYMCHUK Andrii	UKR	85.3	76.0	27	0.77	27.1	85.5	80.0	26	0.21	38.7	
			35.	41.		-4.9	42.	40.	36.		-1.3	36.	
29	JUFFINGER Thomas	AUT	85.4	85.5	27	0.81	45.8	85.5	84.0	26	0.26	46.3	
			29.	23.		-5.2	32.	40.	26.		-1.7	26.	
30	AUNE Joakim Larsen	NOR	85.6	83.0	25	0.44	48.1	85.8	87.0	26	0.33	51.9	
			22.	30.	4.9	-2.8	29.	13.	14.		-2.1	16.	
31	ORTNER Thomas	AUT	85.9	87.5	25	0.48	56.8	86.0	89.5	26	0.30	57.1	
			11.	18.	4.9	-3.1	14.	8.	9.		-1.9	10.	
32	MENZ Florian	GER	85.5	83.0	25	0.58	47.2	85.6	81.0	26	0.31	40.0	
			27.	30.	4.9	-3.7	30.	29.	33.		-2.0	34.	
33	SKINNES Stian Andre	NOR	85.6	84.5	25	0.74	49.2	85.8	86.5	26	0.36	50.7	
			22.	25.	4.9	-4.7	25.	13.	18.		-2.3	21.	
34	WANGLER Niklas	GER											
35	KOCH Bjoern	AUT	85.3	86.0	25	0.66	52.7	85.7	86.5	26	0.25	51.4	
			35.	22.	4.9	-4.2	21.	19.	18.		-1.6	18.	
36	LUNARDI Michael	ITA	85.4	83.5	25	0.53	48.5	85.6	83.5	26	0.33	44.9	
			29.	28.	4.9	-3.4	28.	29.	27.		-2.1	27.	
37	MUELLER Lukas	AUT	86.0	89.0	25	0.49	59.8	86.2	86.5	26	0.27	51.3	
			9.	13.	4.9	-3.1	10.	5.	18.		-1.7	19.	
38	LACKNER Thomas	AUT	86.0	91.0	25	0.71	62.4	86.3	90.0	26	0.39	57.5	
			9.	9.	4.9	-4.5	6.	2.	7.		-2.5	8.	
39	PRISLIC Ernest	SLO	85.6	87.5	25	0.80	54.8	85.7	86.5	26	0.34	50.8	
			22.	18.	4.9	-5.1	19.	19.	18.		-2.2	20.	
40	HOSODA Shotaro	JPN	85.5	88.0	25	0.52	57.6	85.7	87.5	26	0.39	52.5	
			27.	16.	4.9	-3.3	12.	19.	13.		-2.5	13.	
41	TROFIMOV Roman-Sergeevich	RUS	85.4	88.0	25	0.59	57.1	85.7	87.0	26	0.63	50.0	
			29.	16.	4.9	-3.8	13.	19.	14.		-4.0	24.	
42	MIETUS Grzegorz	POL	85.1	85.0	25	0.80	49.8	85.6	86.5	26	0.44	50.2	
			43.	24.	4.9	-5.1	23.	29.	18.		-2.8	22.	
43	VESELOV Denis	RUS	85.1	84.5	25	0.66	49.7	85.4	82.5	26	0.36	42.7	
			43.	25.	4.9	-4.2	24.	43.	30.		-2.3	32.	
44	SHUVALOV Alexander	RUS	85.0	83.5	25	0.52	48.6	85.4	81.0	26	0.29	40.1	
			46.	28.	4.9	-3.3	27.	43.	33.		-1.9	33.	
45	GASIENICA Andrzej	POL	85.4	81.0	25	0.36	44.6	85.7	82.5	26	0.19	43.8	
			29.	35.	4.9	-2.3	33.	19.	30.		-1.2	31.	
46	SARDYKO Alexander	RUS	84.9	84.5	25	0.75	49.1	85.2	81.0	26	0.33	39.9	
			48.	25.	4.9	-4.8	26.	46.	33.		-2.1	35.	
47	KOZISEK Cestmir	CZE	85.3	87.0	25	0.63	54.9	85.7	86.5	26	0.21	51.7	
			35.	20.	4.9	-4.0	18.	19.	18.		-1.3	17.	
48	ZAPOTOCZNY Andrzej	POL	85.1	82.5	25	0.47	46.9	86.1	90.0	26	0.24	58.5	
			43.	32.	4.9	-3.0	31.	6.	7.		-1.5	7.	
49	KOT Jakub	POL	84.8	89.5	25	0.48	60.8	85.0	89.5	26	0.24	57.5	
			49.	12.	4.9	-3.1	9.	48.	9.		-1.5	8.	
50	BIELA Stanislaw	POL	85.2	89.0	25	0.58	59.2	85.8	87.0	26	0.22	52.6	
			41.	13.	4.9	-3.7	11.	13.	14.		-1.4	12.	
51	ROMASHOV Alexey	RUS	85.3	86.5	25	0.73	53.2	85.6	87.0	26	-0.06	54.5	
			35.	21.	4.9	-4.7	20.	29.	14.		0.5	11.	
52	ZOGRAFSKI Vladimir	BUL	85.0	91.5	25	0.59	64.1	85.6	93.0	26	0.05	65.7	
			46.	8.	4.9	-3.8	4.	29.	4.		-0.3	4.	
53	MAKSIMOVICH Mikhail	RUS	85.4	93.5	25	0.59	68.1	85.7	93.5	26	0.14	66.1	
			29.	3.	4.9	-3.8	2.	19.	2.		-0.9	2.	
54	HAZETDINOV Ilmir	RUS	85.6	93.5	25	0.60	68.1	86.0	93.5	26	0.16	66.0	
			22.	3.	4.9	-3.8	2.	8.	2.		-1.0	3.	



Results

Competition / Weather Information											
	Time	Base Values			Weather	Temp. Start / Finish [°C]		Humid. [%]	tan. Wind [m/s]		
		Wind	Gate	Length		Air	Snow		min.	max.	Avg.
1st Round	14:00 - 14:35	0.00	27	77.16m	snowfall	-1.4 / -1.9	-10.0 / -10.0	83 / 83	0.31	1.14	0.69
2nd Round	14:44 - 15:20	0.00	26	76.75m	lightly snowfall	-1.9 / -2.7	-10.0 / -10.0	83 / 85	-0.06	0.75	0.33

Statistics													
	Gate		Athletes	Falls	Distance [m]			Speed [km/h]			Competitors / Nations		
	No.	Diff			min.	max.	Avg.	min.	max.	Avg.	in start list	started	with results
1st Round	25	-0.82m	24	0	81.0	93.5	86.7	84.8	86.0	85.3	54/19	50/17	50/17
	27		26	0	53.5	98.5	79.0	84.7	86.5	85.7			
2nd Round	26		50	1	51.0	96.0	81.2	84.4	86.4	85.6	54/19	50/17	50/17

Legend

Assistant TD Assistant Technical Delegate
Ctry Code Country Code
G / W Comp. Gate / Wind Compensation
max. maximum

Avg. Average
Dist. Distance
Humid. Humidity
min. minimum



WED 28 JAN 2015

Start Time 14:00 / Finish Time 14:36

Results

Jury / Competition Management		Judges				Hill Data	
Technical Delegate (TD)	FORRER Ueli (SUI)	A	RAPPENGLUECK Franz (GER)	Hill Size (HS)	100 m / (95 m)		
Chief of Competition	JELENSKY Jan (SVK)	B	GUNKA Ryszard (POL)	K-Point	90 m		
Assistant TD	NADARKIEWICZ Renata (POL)	C	BABIS Emil (SVK)	Meter Value	2.0 points / m		
Equipment Control	GANSTER Edgar (AUT)	D	POLLHAMMER Fritz (AUT)	Gate Factor	6.00 points / m		
FISU Technical Delegate	GANZENHUBER Paul (AUT)	E	BAIER Jan (CZE)	Wind Factors	6.40 / 7.74 points / m/s		

Bib	Name	Ctry Code	1st Round					2nd Round					Remarks
			Speed	Distance	G / W Comp.		Points	Speed	Distance	G / W Comp.		Points	
			[km/h]	[m]	Gate	[m/s]	Rank	[km/h]	[m]	Gate	[m/s]	Rank	
			Rank	Rank	Points	Points	Rank	Rank	Points	Points	Rank		
1	TAEHKAEVUORI Frans	FIN											
2	DODYUK Vatalii	UKR											
3	TAKANASHI Kanta	JPN	85.7	89.5	26	0.82	53.8	86.2	90.5	27	0.82	55.8	
			6.	3.		-5.2	4.	5.	3.		-5.2	3.	
4	YAKIBYUK Igor	UKR											
5	WANG Bingrong	CHN	84.4	50.5	26	0.85	0.0	84.5	54.5	27	0.48	0.0	
			20.	20.		-5.4	19.	20.	20.		-3.1	19.	
6	HEIDE Raiko	EST											
7	LI Chao	CHN	84.5	60.0	26	0.57	0.0	85.1	61.0	27	0.35	0.0	
			19.	19.		-3.6	19.	19.	19.		-2.2	19.	
8	OZTASYONAR Mustafa	TUR											
9	VALTA Ossi-Pekka	FIN											
10	HACEK Vit	CZE	85.6	73.0	26	0.42	23.3	85.5	67.0	27	-0.51	17.9	
			9.	18.		-2.7	18.	17.	18.		3.9	18.	
11	MABUCHI Minato	JPN	86.2	89.0	26	0.05	57.7	86.4	87.5	27	-0.08	55.6	
			3.	4.		-0.3	2.	1.	6.		0.6	4.	
12	KLIMOV Evgeniy	RUS											
13	MAYLAENDER Jan	GER	85.4	85.5	26	0.65	46.8	85.7	85.5	27	-0.13	52.0	
			11.	9.		-4.2	9.	15.	12.		1.0	7.	
14	HENNINGSEN Alexander	NOR											
15	MUMINOV Sabirzhan	KAZ											
16	SOUCEK Jan	CZE	85.4	76.0	26	0.39	29.5	85.9	81.5	27	0.94	37.0	
			11.	17.		-2.5	17.	10.	17.		-6.0	17.	
17	TAEHKAEVUORI Riku	FIN											
18	MURAVITSKI Aliaksei	BLR											
19	SIMON Tobias	GER											
20	NOSAL Mojmir	SVK											
21	KALYKOV Shynggys	KAZ											
22	KALINICHENKO Vitaliy	UKR											
23	KALINCHUK Andriy	UKR											
24	LIKAR Matej	SLO											
25	YUKSEL Faik	TUR											
26	KLYMCHUK Andrii	UKR											
27	JUFFINGER Thomas	AUT	85.1	84.0	26	0.67	43.7	85.5	82.0	27	0.60	40.2	
			17.	14.		-4.3	12.	17.	16.		-3.8	16.	
28	AUNE Joakim Larsen	NOR											
29	ORTNER Thomas	AUT	85.9	83.5	26	0.69	42.6	86.3	86.5	27	0.40	50.4	
			4.	15.		-4.4	14.	4.	9.		-2.6	10.	
30	MENZ Florian	GER	85.7	84.5	26	0.42	46.3	86.0	86.0	27	0.29	50.1	
			6.	13.		-2.7	10.	7.	10.		-1.9	11.	
31	SKINNES Stian Andre	NOR											
32	KOCH Bjoern	AUT	85.6	88.0	26	0.79	50.9	85.9	89.0	27	0.45	55.1	
			9.	6.		-5.1	7.	10.	4.		-2.9	5.	



WED 28 JAN 2015

Start Time 14:00 / Finish Time 14:36

Results

Bib	Name	Ctry Code	1st Round					2nd Round					Remarks
			Speed	Distance	G / W Comp.	Points	Rank	Speed	Distance	G / W Comp.	Points	Rank	
			[km/h]	[m]	Gate	[m/s]		[km/h]	[m]	Gate	[m/s]		
33	LUNARDI Michael	ITA											
34	MUELLER Lukas	AUT	86.4	85.0	26	1.28	41.8	86.4	87.0	27	0.53	50.6	
			1.	12.		-8.2	15.	1.	7.		-3.4	9.	
35	LACKNER Thomas	AUT	86.3	88.0	26	0.68	51.6	86.4	88.5	27	0.72	52.4	
			2.	6.		-4.4	5.	1.	5.		-4.6	6.	
36	PRISLIC Ernest	SLO											
37	MANDL Ziga	SLO											
38	HOSODA Shotaro	JPN	85.8	87.0	26	0.84	48.6	85.9	83.5	27	0.31	45.0	
			5.	8.		-5.4	8.	10.	15.		-2.0	15.	
39	TROFIMOV Roman-Sergeevich	RUS	85.3	88.5	26	0.93	51.0	85.8	87.0	27	0.40	51.4	
			15.	5.		-6.0	6.	13.	7.		-2.6	8.	
40	MIETUS Grzegorz	POL											
41	VESELOV Denis	RUS	85.2	85.5	26	0.98	44.7	86.0	85.0	27	0.57	46.4	
			16.	9.		-6.3	11.	7.	13.		-3.6	14.	
42	SHUVALOV Alexander	RUS	85.4	81.0	26	1.18	34.4	86.1	84.5	27	0.38	46.6	
			11.	16.		-7.6	16.	6.	14.		-2.4	13.	
43	GASIENICA Andrzej	POL											
44	SARDYKO Alexander	RUS											
45	KOZISEK Cestmir	CZE	85.4	85.5	26	1.16	43.6	85.8	86.0	27	0.58	48.3	
			11.	9.		-7.4	13.	13.	10.		-3.7	12.	
46	ZAPOTOCZNY Andrzej	POL											
47	KOT Jakub	POL	84.8	91.5	26	1.28	54.8	85.7	93.0	27	0.59	62.2	
			18.	2.		-8.2	3.	15.	1.		-3.8	2.	
48	ZUPANCIC Miran	SLO											
49	BIELA Stanislaw	POL											
50	ROMASHOV Alexey	RUS											
51	ZOGRAFSKI Vladimir	BUL											
52	MAKSIMOVICH Mikhail	RUS											
53	HAZETDINOV Ilmir	RUS											
54	KOBAYASHI Junshiro	JPN	85.7	94.0	26	0.96	61.9	86.0	93.0	27	0.07	65.6	
			6.	1.		-6.1	1.	7.	1.		-0.4	1.	

Competition / Weather Information

	Time	Base Values			Weather	Temp. Start / Finish [°C]		Humid. [%]	tan. Wind [m/s]		
		Wind	Gate	Length		Air	Snow		min.	max.	Avg.
1st Round	14:00 - 14:14	0.00	26	76.75m	cloudy	-2.6 / -2.8	-11.0 / -11.0	93 / 94	0.05	1.28	0.82
2nd Round	14:23 - 14:36	0.00	27	77.16m	clear	-3.1 / -3.7	-12.0 / -12.0	91 / 89	-0.51	0.94	0.40

Statistics

	Gate		Athletes	Falls	Distance [m]			Speed [km/h]			Competitors / Nations		
	No.	Diff			min.	max.	Avg.	min.	max.	Avg.	in start list	started	with results
1st Round	26		20	0	50.5	94.0	82.4	84.4	86.4	85.4	54/18	20/7	20/7
2nd Round	27		20	0	54.5	93.0	82.9	84.5	86.4	85.8	54/18	20/7	20/7

Legend

Assistant TD Assistant Technical Delegate
 Ctry Code Country Code
 G / W Comp. Gate / Wind Compensation
 max. maximum

Avg. Average
 Dist. Distance
 Humid. Humidity
 min. minimum



Results

Jury / Competition Management				Judges				Hill Data			
Technical Delegate (TD)	FORRER Ueli (SUI)			A	RAPPENGLUECK Franz (GER)			Hill Size (HS)	100 m / (95 m)		
Chief of Competition	JELENSKY Jan (SVK)			B	GUNKA Ryszard (POL)			K-Point	90 m		
Assistant TD	NADARKIEWICZ Renata (POL)			C	BABIS Emil (SVK)			Meter Value	2.0 points / m		
Equipment Control	GANSTER Edgar (AUT)			D	POLLHAMMER Fritz (AUT)			Gate Factor	6.00 points / m		
FISU Technical Delegate	GANZENHUBER Paul (AUT)			E	BAIER Jan (CZE)			Wind Factors	6.40 / 7.74 points / m/s		

Bib	Name	Ctry Code	1st Round					2nd Round					Remarks
			Speed	Distance	G / W	Comp.	Points	Speed	Distance	G / W	Comp.	Points	
			[km/h]	[m]	Gate	[m/s]	Rank	[km/h]	[m]	Gate	[m/s]	Rank	
1	DODYUK Vatalii	UKR	85.1	63.0	26	1.33	0.0	85.3	62.0	26	0.17	2.9	
			31	31		-8.5	31	31		-1.1	31		
2	HACEK Vit	CZE											
3	HEIDE Raiko	EST											
4	HENNINGSEN Alexander	NOR	85.6	82.0	26	0.47	41.0	85.6	81.0	26	-0.05	42.4	
			23	22		-3.0	23	24	24		0.4	24	
5	KALYKOV Shynggys	KAZ											
6	KLIMOV Evgeniy	RUS	85.8	90.0	26	0.58	56.3	86.4	93.0	26	-0.27	68.1	
			16	4		-3.7	5	4	5		2.1	3	
7	LI Chao	CHN											
8	MABUCHI Minato	JPN	86.3	86.0	26	0.58	48.3	86.2	93.0	26	0.64	61.9	
			3	10		-3.7	10	6	5		-4.1	5	
9	MAYLAENDER Jan	GER	85.6	83.5	26	0.20	45.7	85.8	69.5	26	-0.30	21.3	
			23	16		-1.3	18	18	29		2.3	29	
10	MUMINOV Sabirzhan	KAZ											
11	MURAVITSKI Aliaksei	BLR											
12	NOSAL Mojmir	SVK											
13	OZTASYONAR Mustafa	TUR											
14	PACHIN Andrey	RUS	85.8	80.5	26	0.44	38.2	85.8	79.5	26	0.03	38.8	
			16	25		-2.8	26	18	26		-0.2	26	
15	SIMON Tobias	GER											
16	SOUCEK Jan	CZE											
17	TAEHKAEVUORI Frans	FIN	85.9	80.5	26	-0.05	41.4	85.5	86.0	26	0.56	48.4	
			12	25		0.4	22	25	16		-3.6	18	
18	TAEHKAEVUORI Riku	FIN	86.1	84.0	26	-0.02	48.2	85.7	86.5	26	0.89	47.3	
			6	15		0.2	11	22	14		-5.7	19	
19	TAKANASHI Kanta	JPN	86.1	90.0	26	0.54	56.5	85.8	91.0	26	1.10	55.0	
			6	4		-3.5	4	18	9		-7.0	11	
20	VALTA Ossi-Pekka	FIN	85.9	75.5	26	-0.12	31.9	86.2	85.5	26	0.75	46.2	
			12	28		0.9	28	6	18		-4.8	21	
21	WANG Bingrong	CHN											
22	YAKIBYUK Igor	UKR	85.2	65.5	26	0.51	7.7	85.5	65.5	26	0.06	10.6	
			29	30		-3.3	30	25	30		-0.4	30	
23	KALINICHENKO Vitaliy	UKR											
24	KALINCHUK Andriy	UKR											
25	YUKSEL Faik	TUR											
26	LIKAR Matej	SLO	85.6	80.5	26	0.03	40.8	85.5	74.5	26	0.58	25.3	
			23	25		-0.2	24	25	27		-3.7	28	
27	KLYMCHUK Andriy	UKR											
28	JUFFINGER Thomas	AUT	85.2	81.5	26	1.03	36.4	85.4	74.0	26	-0.69	33.3	
			29	24		-6.6	27	30	28		5.3	27	
29	AUNE Joakim Larsen	NOR	85.8	85.5	26	0.82	45.8	86.2	91.0	26	0.38	59.6	
			16	12		-5.2	17	6	9		-2.4	7	
30	ORTNER Thomas	AUT	86.1	86.5	26	0.28	51.2	86.5	84.0	26	-0.20	49.5	
			6	9		-1.8	9	3	20		1.5	16	
31	MENZ Florian	GER	85.8	85.0	26	0.28	48.2	86.0	80.0	26	-0.57	44.4	
			16	13		-1.8	11	13	25		4.4	22	
32	SKINNES Stian Andre	NOR	86.2	88.0	26	0.21	54.7	86.2	86.5	26	0.10	52.4	
			5	7		-1.3	7	6	14		-0.6	12	



Results

Bib	Name	Ctry Code	1st Round					2nd Round					Remarks
			Speed	Distance	G / W Comp.	Points	Rank	Speed	Distance	G / W Comp.	Points	Rank	
			[km/h]	[m]	Gate	[m/s]		[km/h]	[m]	Gate	[m/s]		
33	MEZNAR Mitja	SLO											
34	KOCH Bjoern	AUT	85.9	82.0	26	0.35	41.8	86.0	92.0	26	1.00	57.6	
			12	22		-2.2	21	13	7		-6.4	8	
35	LUNARDI Michael	ITA											
36	MUELLER Lukas	AUT	86.3	82.5	26	-0.29	47.2	86.3	83.5	26	1.16	39.6	
			3	19		2.2	14	5	22		-7.4	25	
37	LACKNER Thomas	AUT	86.4	83.5	26	0.08	46.5	86.6	91.5	26	1.09	56.0	
			2	16		-0.5	15	2	8		-7.0	10	
38	PRISLIC Ernest	SLO	85.7	84.5	26	0.46	46.1	85.8	91.0	26	0.71	57.5	
			21	14		-2.9	16	18	9		-4.5	9	
39	MANDL Ziga	SLO	86.0	74.0	26	-0.02	28.2	86.1	94.0	26	1.15	60.6	
			9	29		0.2	29	10	4		-7.4	6	
40	HOSODA Shotaro	JPN	86.0	82.5	26	0.65	40.8	86.0	83.0	26	0.25	44.4	
			9	19		-4.2	24	13	23		-1.6	22	
41	TROFIMOV Roman-Sergeevich	RUS	85.7	87.0	26	0.30	52.1	85.5	87.0	26	0.43	51.2	
			21	8		-1.9	8	25	12		-2.8	13	
42	MIETUS Grzegorz	POL	85.3	83.0	26	0.27	44.3	86.1	87.0	26	0.65	49.8	
			27	18		-1.7	19	10	12		-4.2	15	
43	GASIENICA Andrzej	POL											
44	SARDYKO Alexander	RUS											
45	KOZISEK Cestmir	CZE											
46	ZAPOTOCZNY Andrzej	POL	85.8	86.0	26	0.74	47.3	86.7	85.0	26	-0.05	50.4	
			16	10		-4.7	13	1	19		0.4	14	
47	KOT Jakub	POL	85.4	95.0	26	1.12	62.8	85.5	86.0	26	0.39	49.5	
			26	1		-7.2	2	25	16		-2.5	16	
48	BIELA Stanislaw	POL	86.0	89.0	26	0.46	55.1	85.9	84.0	26	0.13	47.2	
			9	6		-2.9	6	17	20		-0.8	20	
49	ZUPANCIC Miran	SLO											
50	ZOGRAFSKI Vladimir	BUL											
51	MAKSIMOVICH Mikhail	RUS	85.3	82.5	26	0.15	44.0	85.7	96.0	26	0.85	66.6	
			27	19		-1.0	20	22	3		-5.4	4	
52	HAZETDINOV Ilmir	RUS	86.5	93.5	26	0.34	64.8	86.0	100.0	26	1.44	70.8	
			1	2		-2.2	1	13	1		-9.2	1	
53	KOBAYASHI Junshiro	JPN	85.9	93.5	26	1.33	58.5	86.1	98.0	26	0.82	70.8	
			12	2		-8.5	3	10	2		-5.2	1	

Competition / Weather Information

	Time	Base Values			Weather	Temp. Start / Finish [°C]		Humid. [%]	tan. Wind [m/s]		
		Wind	Gate	Length		Air	Snow		min.	max.	Avg.
1st Round	13:00 - 13:20	0.00	26	76.75m	cloudy	-3.6 / -3.6	-12.0 / -12.0	95 / 95	-0.29	1.33	0.43
2nd Round	13:28 - 13:49	0.00	26	76.75m	partly cloudy	-3.4 / -3.5	-11.0 / -11.0	95 / 95	-0.69	1.44	0.43

Statistics

	Gate		Athletes	Falls	Distance [m]			Speed [km/h]			Competitors / Nations		
	No.	Diff			min.	max.	Avg.	min.	max.	Avg.	in start list	started	with results
1st Round	26		31	0	63.0	95.0	83.4	85.1	86.5	85.8	53/18	31/9	31/9
2nd Round	26		31	0	62.0	100.0	85.1	85.3	86.7	85.9	53/18	31/9	31/9


Legend

Assistant TD Assistant Technical Delegate
 Ctry Code Country Code
 G / W Comp. Gate / Wind Compensation
 max. maximum

Avg. Average
 Dist. Distance
 Humid. Humidity
 min. minimum



WINTER
UNIVERSIADE
ŠTRBSKÉ PLESO/OSRBLIE
NORDIC SKIING & BIATHLON
2015



RESULT BOOK

SKI JUMPING

Men's Team



Medallists

Medal	Country Code	Name
GOLD	RUS - Russian Federation	KLIMOV Evgeniy MAKSIMOVICHKIN Mikhail HAZETDINOV Ilmir
SILVER	JPN - Japan	TAKANASHI Kanta MABUCHI Minato KOBAYASHI Junshiro
BRONZE	POL - Poland	ZAPOTOCZNY Andrzej BIELA Stanislaw KOT Jakub



Results

Jury / Competition Management				Judges				Hill Data			
Technical Delegate (TD)	FORRER Ueli (SUI)			A	RAPPENGLUECK Franz (GER)			Hill Size (HS)	100 m / (95 m)		
Chief of Competition	JELENSKY Jan (SVK)			B	GUNKA Ryszard (POL)			K-Point	90 m		
Assistant TD	NADARKIEWICZ Renata (POL)			C	BABIS Emil (SVK)			Meter Value	2.0 points / m		
Equipment Control	GANSTER Edgar (AUT)			D	POLLHAMMER Fritz (AUT)			Gate Factor	6.00 points / m		
FISU Technical Delegate	GANZENHUBER Paul (AUT)			E	BAIER Jan (CZE)			Wind Factors	6.40 / 7.74 points / m/s		

Bib	Name	Ctry Code	Speed Distance		G / W Comp.		Points
			[km/h]	[m]	Gate	[m/s]	
			Rank	Rank	Points	Points	Rank
1-1	AUNE Joakim Larsen	NOR	85.9 2.	88.5 19.	26	0.55 -3.5	53.5 12.
2-1	SOUCEK Jan	CZE	85.6 5.	78.5 26.	26	0.87 -5.6	31.4 25.
3-1	DODYUK Vatalii	UKR	85.0 23.	64.5 30.	26	1.01 -6.5	2.5 30.
4-1	MENZ Florian	GER	86.0 1.	89.0 17.	26	1.25 -8.0	50.0 18.
5-1	TAEHKAUVUORI Frans	FIN	85.9 2.	90.0 12.	26	1.17 -7.5	52.5 15.
6-1	LIKAR Matej	SLO	85.6 5.	83.0 24.	26	0.89 -5.7	40.3 23.
7-1	TAKANASHI Kanta	JPN	85.5 8.	95.0 3.	24 4.9	1.57 -10.0	64.9 2.
8-1	ORTNER Thomas	AUT	85.6 5.	93.5 5.	24 4.9	1.68 -10.8	61.1 5.
9-1	KLIMOV Evgeniy	RUS	85.4 10.	99.0 1.	24 4.9	1.17 -7.5	75.4 1.
10-1	ZAPOTOCZNY Andrzej	POL	85.2 17.	89.5 15.	24 4.9	1.44 -9.2	54.7 11.

Bib	Name	Ctry Code	Speed Distance		G / W Comp.		Points
			[km/h]	[m]	Gate	[m/s]	
			Rank	Rank	Points	Points	Rank
1-2	HENNINGSEN Alexander	NOR	85.1 20.	84.5 23.	24	1.74 -11.1	37.9 24.
2-2	HACEK Vit	CZE	84.9 26.	80.0 25.	24	1.68 -10.8	29.2 26.
3-2	YAKIBYUK Igor	UKR	85.1 20.	75.5 28.	24	1.49 -9.5	21.5 28.
4-2	MAYLAENDER Jan	GER	85.0 23.	90.0 12.	24	1.54 -9.9	50.1 17.
5-2	TAEHKAUVUORI Riku	FIN	85.3 14.	88.5 19.	24	1.73 -11.1	45.9 22.
6-2	MANDL Ziga	SLO	85.4 10.	89.5 15.	24	0.96 -6.1	52.9 14.
7-2	MABUCHI Minato	JPN	85.7 4.	92.0 9.	24	1.34 -8.6	55.4 10.
8-2	KOCH Bjoern	AUT	85.4 10.	90.5 10.	24	1.53 -9.8	51.2 16.
9-2	MAKSIMOVICH Mikhail	RUS	85.3 14.	95.5 2.	24	1.47 -9.4	61.6 4.
10-2	BIELA Stanislaw	POL	85.0 23.	93.0 6.	24	1.64 -10.5	55.5 9.

Bib	Name	Ctry Code	Speed Distance		G / W Comp.		Points
			[km/h]	[m]	Gate	[m/s]	
			Rank	Rank	Points	Points	Rank
1-3	SKINNES Stian Andre	NOR	85.2 17.	90.0 12.	23	1.93 -12.4	47.6 20.
2-3	KUTAL Petr	CZE	85.1 20.	76.5 27.	23	1.34 -8.6	24.4 27.
3-3	BALANDA Ruslan	UKR	84.5 30.	68.5 29.	23	0.97 -6.2	10.8 29.
4-3	SIMON Tobias	GER	85.4 10.	87.0 22.	23	1.17 -7.5	46.5 21.
5-3	VALTA Ossi-Pekka	FIN	85.3 14.	94.5 4.	23	2.03 -13.0	56.0 8.
6-3	PRISLIC Ernest	SLO	84.7 28.	89.0 17.	23	1.55 -9.9	48.1 19.
7-3	KOBAYASHI Junshiro	JPN	84.8 27.	92.5 8.	22 2.5	1.08 -6.9	60.6 6.
8-3	LACKNER Thomas	AUT	85.5 8.	88.0 21.	22 2.5	0.83 -5.3	53.2 13.
9-3	HAZETDINOV Ilmir	RUS	85.2 17.	93.0 6.	22 2.5	0.80 -5.1	63.4 3.
10-3	KOT Jakub	POL	84.6 29.	90.5 10.	22 2.5	0.99 -6.3	57.2 7.

Competition / Weather Information											
	Time	Base Values			Weather	Temp. Start / Finish [°C]		Humid. [%]	tan. Wind [m/s]		
		Wind	Gate	Length		Air	Snow		min.	max.	Avg.
Trial Round	13:00 - 13:21	0.00	26	76.75m	partly cloudy	0.4 / 0.3	-9.0 / -9.0	54 / 55	0.55	2.03	1.35

	Statistics												
	Gate		Athletes	Falls	Distance [m]			Speed [km/h]			Competitors / Nations		
	No.	Diff			min.	max.	Avg.	min.	max.	Avg.	in start list	started	with results
Trial Round	22	-1.64m	4	0	88.0	93.0	91.0	84.6	85.5	85.0	30/10	30/10	30/10
	23	-1.23m	6	0	68.5	94.5	84.2	84.5	85.4	85.0			
	24	-0.82m	14	0	75.5	99.0	89.7	84.9	85.7	85.2			
	26		6	0	64.5	90.0	82.2	85.0	86.0	85.6			

Legend			
Assistant TD	Assistant Technical Delegate	Avg.	Average
Dist.	Distance	G / W Comp.	Gate / Wind Compensation
max.	maximum	min.	minimum
Ctry Code	Country Code	Humid.	Humidity



Start List

REVISED
1 FEB 12:52

Jury / Competition Management		Judges		Hill Data	
Technical Delegate (TD)	FORRER Ueli (SUI)	A	RAPPENGLUECK Franz (GER)	Hill Size (HS)	100 m / (95 m)
Chief of Competition	JELENSKY Jan (SVK)	B	GUNKA Ryszard (POL)	K-Point	90 m
Assistant TD	NADARKIEWICZ Renata (POL)	C	BABIS Emil (SVK)	Meter Value	2.0 points / m
Equipment Control	GANSTER Edgar (AUT)	D	POLLHAMMER Fritz (AUT)	Gate Factor	6.00 points / m
FISU Technical Delegate	GANZENHUBER Paul (AUT)	E	BAIER Jan (CZE)	Wind Factors	6.40 / 7.74 points / m/s

Number of Competitors: 30, Number of Countries: 10

Bib	Name	Ctry Code	Trial			1st Round					Remarks	
			Speed [km/h]	Distance [m]	Gate	Speed [km/h]	Distance [m]	Points	Gate	Rank		
1-1	AUNE Joakim Larsen	NOR										
2-1	SOUCEK Jan	CZE										
3-1	DODYUK Vatalii	UKR										
4-1	MENZ Florian	GER										
5-1	TAEHKAEVUORI Frans	FIN										
6-1	LIKAR Matej	SLO										
7-1	TAKANASHI Kanta	JPN										
8-1	ORTNER Thomas	AUT										
9-1	KLIMOV Evgeniy	RUS										
10-1	ZAPOTOCZNY Andrzej	POL										

1-2	HENNINGSEN Alexander	NOR										
2-2	HACEK Vit	CZE										
3-2	YAKIBYUK Igor	UKR										
4-2	MAYLAENDER Jan	GER										
5-2	TAEHKAEVUORI Riku	FIN										
6-2	MANDL Ziga	SLO										
7-2	MABUCHI Minato	JPN										
8-2	KOCH Bjoern	AUT										
9-2	MAKSIMOVICHKIN Mikhail	RUS										
10-2	BIELA Stanislaw	POL										

1-3	SKINNES Stian Andre	NOR										
2-3	KUTAL Petr	CZE										
3-3	BALANDA Ruslan	UKR										
4-3	SIMON Tobias	GER										
5-3	VALTA Ossi-Pekka	FIN										
6-3	PRISLIC Ernest	SLO										
7-3	KOBAYASHI Junshiro	JPN										
8-3	LACKNER Thomas	AUT										
9-3	HAZETDINOV Ilmir	RUS										
10-3	KOT Jakub	POL										

Legend

Assistant TD Assistant Technical Delegate

Ctry Code Country Code

Athlete change in Team Slovenia



Start List

Jury / Competition Management		Judges			Hill Data		
Technical Delegate (TD)	FORRER Ueli (SUI)	A	RAPPENGLUECK Franz (GER)		Hill Size (HS)	100 m / (95 m)	
Chief of Competition	JELENSKY Jan (SVK)	B	GUNKA Ryszard (POL)		K-Point	90 m	
Assistant TD	NADARKIEWICZ Renata (POL)	C	BABIS Emil (SVK)		Meter Value	2.0 points / m	
Equipment Control	GANSTER Edgar (AUT)	D	POLLHAMMER Fritz (AUT)		Gate Factor	6.00 points / m	
FISU Technical Delegate	GANZENHUBER Paul (AUT)	E	BAIER Jan (CZE)		Wind Factors	6.40 / 7.74 points / m/s	

Number of Competitors: 24, Number of Countries: 8

Start Ord.	Bib	Name	Ctry Code	Speed [km/h]	Distance [m]	1st Round					Gate / Wind Compensation			Points	Group Rank	Remarks	
						A	B	C	D	E	Gate	Points	[m/s]				Points
1	1-1	AUNE Joakim Larsen	NOR	85.9	84.5	17.0	17.5	17.0	17.0	17.0	25		0.02	-0.1	99.9	6.	
2	4-1	MENZ Florian	GER	85.8	89.0	17.5	17.5	17.5	17.5	17.5	25		1.32	-8.4	102.1	4.	
3	5-1	TAEHKAUVUORI Frans	FIN	85.5	87.0	17.5	17.5	17.0	17.5	17.5	25		0.84	-5.4	101.1	5.	
4	6-1	LIKAR Matej	SLO	85.4	80.5	16.0	16.0	16.0	16.5	16.0	25		0.41	-2.6	86.4	8.	
5	7-1	TAKANASHI Kanta	JPN	86.0	94.0	18.0	18.0	18.5	18.5	18.0	25		0.71	-4.5	118.0	3.	
6	8-1	ORTNER Thomas	AUT	86.1	83.5	18.0	17.5	17.5	17.5	17.5	25		0.91	-5.8	93.7	7.	
7	9-1	KLIMOV Evgeniy	RUS	85.8	96.5	18.0	18.5	19.0	18.0	18.0	25		0.59	-3.8	123.7	1.	
8	10-1	ZAPOTOCZNY Andrzej	POL	85.8	94.5	18.0	18.0	18.5	18.0	18.0	25		0.75	-4.8	118.2	2.	

1	1-2	HENNINGSSEN Alexander	NOR	85.6	82.0	16.0	16.5	16.5	16.0	16.5	25		0.84	-5.4	87.6	8.	
2	4-2	MAYLAENDER Jan	GER	85.2	88.5	17.5	17.5	18.0	17.0	17.5	25		1.09	-7.0	102.5	6.	
3	5-2	TAEHKAUVUORI Riku	FIN	85.5	90.0	18.0	18.0	18.0	18.0	18.0	25		1.22	-7.8	106.2	5.	
4	6-2	MANDL Ziga	SLO	85.9	90.5	18.0	18.0	17.5	18.0	17.5	25		0.62	-4.0	110.5	2.	
5	7-2	MABUCHI Minato	JPN	86.0	88.5	18.0	17.5	18.0	18.0	17.5	25		0.30	-1.9	108.6	3.	
6	8-2	KOCH Bjoern	AUT	85.7	82.0	17.0	17.0	16.5	17.0	17.0	25		-0.08	0.6	95.6	7.	
7	9-2	MAKSIMOVICH Mikhail	RUS	85.6	90.5	17.5	17.5	17.5	18.0	18.0	25		-0.27	2.1	116.1	1.	
8	10-2	BIELA Stanislaw	POL	85.5	87.5	17.5	18.0	17.5	17.5	17.5	25		-0.13	1.0	108.5	4.	

The competitors from 3rd group will start in the reverse order of team rank after the 2nd group

	1-3	SKINNES Stian Andre	NOR	85.9	85.5	16.0	16.5	16.5	16.0	16.0	25		-0.17	1.3	100.8	7.	
	4-3	SIMON Tobias	GER	86.2	86.0	17.5	17.5	17.5	17.0	17.0	25		0.07	-0.4	103.6	5.	
	5-3	VALTA Ossi-Pekka	FIN	86.0	85.0	16.5	17.0	17.0	17.0	17.5	25		0.38	-2.4	98.6	8.	
	6-3	PRISLIC Ernest	SLO	85.8	89.0	17.5	18.0	18.0	18.0	17.5	25		0.27	-1.7	109.8	3.	
	7-3	KOBAYASHI Junshiro	JPN	86.0	95.0	18.5	18.5	18.5	19.0	18.0	25		0.15	-1.0	124.5	1.	
	8-3	LACKNER Thomas	AUT	86.3	84.5	17.0	17.5	17.0	17.0	17.5	25		-0.31	2.4	102.9	6.	
	9-3	HAZETDINOV Ilmir	RUS	85.9	90.0	18.0	18.0	18.0	18.0	18.0	25		-0.31	2.4	116.4	2.	
	10-3	KOT Jakub	POL	85.2	85.0	17.5	18.0	17.5	17.5	18.0	25		-0.27	2.1	105.1	4.	

Legend

Assistant TD Assistant Technical Delegate

Ctry Code Country Code



Official Results

Jury / Competition Management					Judges					Hill Data				
Technical Delegate (TD)	FORRER Ueli (SUI)				A	RAPPENGLUECK Franz (GER)				Hill Size (HS)	100 m / (95 m)			
Chief of Competition	JELENSKY Jan (SVK)				B	GUNKA Ryszard (POL)				K-Point	90 m			
Assistant TD	NADARKIEWICZ Renata (POL)				C	BABIS Emil (SVK)				Meter Value	2.0 points / m			
Equipment Control	GANSTER Edgar (AUT)				D	POLLHAMMER Fritz (AUT)				Gate Factor	6.00 points / m			
FISU Technical Delegate	GANZENHUBER Paul (AUT)				E	BAIER Jan (CZE)				Wind Factors	6.40 / 7.74 points / m/s			

Rank	Bib	Name	Speed [km/h]	Distance [m]	Distance Points	Judges Marks					Judges Points	Gate / Wind Compensation			Round Points	Group Rank	Total
						A	B	C	D	E		Gate	Points	[m/s]			
1.	9	RUS - RUSSIAN FEDERATION												356.2	1.	723.2	
														367.0	1.		
	9-1	KLIMOV Evgeniy	85.8 86.0	96.5 98.0	73.0 76.0	18.0 17.5	18.5 18.0	19.0 18.0	18.0 18.0	18.0 19.0	54.5 54.0	25 26	0.59 0.65	-3.8 -4.2	123.7 125.8	1. 1.	
	9-2	MAKSIMOVICH Mikhail	85.6 85.6	90.5 92.0	61.0 64.0	17.5 18.0	17.5 18.0	17.5 18.0	18.0 18.0	18.0 18.0	53.0 54.0	25 26	-0.27 0.28	2.1 -1.8	116.1 116.2	1. 2.	
	9-3	HAZETDINOV Ilmir	85.9 86.5	90.0 95.0	60.0 70.0	18.0 19.0	18.0 18.5	18.0 18.5	18.0 19.0	18.0 18.5	54.0 56.0	25 26	-0.31 0.15	2.4 -1.0	116.4 125.0	2. 1.	
2.	7	JPN - JAPAN												351.1	2.	702.3	
														351.2	2.		
	7-1	TAKANASHI Kanta	86.0 85.9	94.0 92.0	68.0 64.0	18.0 18.0	18.0 18.0	18.5 18.0	18.5 18.0	18.0 18.0	54.5 54.0	25 26	0.71 0.60	-4.5 -3.8	118.0 114.2	3. 3.	
	7-2	MABUCHI Minato	86.0 86.2	88.5 90.5	57.0 61.0	18.0 18.5	17.5 18.0	18.0 18.0	18.0 18.5	17.5 18.5	53.5 54.5	25 26	0.30 0.39	-1.9 -2.5	108.6 113.0	3. 4.	
	7-3	KOBAYASHI Junshiro	86.0 85.9	95.0 95.0	70.0 70.0	18.5 19.0	18.5 19.0	18.5 18.5	19.0 18.5	18.0 18.5	55.5 56.0	25 26	0.15 0.31	-1.0 -2.0	124.5 124.0	1. 2.	
3.	10	POL - POLAND												331.8	3.	680.3	
														348.5	3.		
	10-1	ZAPOTOCZNY Andrzej	85.8 85.8	94.5 95.0	69.0 70.0	18.0 18.0	18.0 18.5	18.5 18.5	18.0 18.5	18.0 18.5	54.0 55.5	25 26	0.75 0.47	-4.8 -3.0	118.2 122.5	2. 2.	
	10-2	BIELA Stanislaw	85.5 85.5	87.5 93.5	55.0 67.0	17.5 17.0	18.0 18.0	17.5 17.5	17.5 17.0	17.5 17.0	52.5 52.0	25 26	-0.13 0.72	1.0 -4.6	108.5 114.4	4. 3.	
	10-3	KOT Jakub	85.2 85.6	85.0 89.5	50.0 59.0	17.5 18.0	18.0 18.0	17.5 18.0	17.5 18.0	18.0 18.5	53.0 54.0	25 26	-0.27 0.22	2.1 -1.4	105.1 111.6	4. 4.	
4.	4	GER - GERMANY												308.2	4.	625.0	
														316.8	5.		
	4-1	MENZ Florian	85.8 86.0	89.0 88.0	58.0 56.0	17.5 17.5	17.5 17.5	17.5 17.5	17.5 17.5	17.5 17.5	52.5 52.5	25 26	1.32 0.47	-8.4 -3.0	102.1 105.5	4. 5.	
	4-2	MAYLAENDER Jan	85.2 85.5	88.5 87.0	57.0 54.0	17.5 18.0	17.5 17.5	18.0 17.5	17.0 17.5	17.5 17.5	52.5 52.5	25 26	1.09 0.36	-7.0 -2.3	102.5 104.2	6. 6.	
	4-3	SIMON Tobias	86.2 86.5	86.0 87.5	52.0 55.0	17.5 17.5	17.5 17.5	17.5 17.5	17.0 17.0	17.0 17.0	52.0 52.5	25 26	0.07 0.07	-0.4 -0.4	103.6 107.1	5. 5.	
5.	5	FIN - FINLAND												305.9	6.	618.0	
														312.1	6.		
	5-1	TAEHKAEVUORI Frans	85.5 85.7	87.0 88.5	54.0 57.0	17.5 17.0	17.5 17.5	17.0 17.5	17.5 17.5	17.5 17.5	52.5 52.5	25 26	0.84 0.65	-5.4 -4.2	101.1 105.3	5. 6.	
	5-2	TAEHKAEVUORI Riku	85.5 85.7	90.0 87.5	60.0 55.0	18.0 17.0	18.0 17.5	18.0 17.0	18.0 17.0	18.0 17.0	54.0 51.0	25 26	1.22 0.76	-7.8 -4.9	106.2 101.1	5. 7.	
	5-3	VALTA Ossi-Pekka	86.0 86.2	85.0 87.0	50.0 54.0	16.5 17.5	17.0 17.5	17.0 17.5	17.0 17.5	17.5 17.5	51.0 52.5	25 26	0.38 0.13	-2.4 -0.8	98.6 105.7	8. 6.	
6.	6	SLO - SLOVENIA												306.7	5.	617.7	
														311.0	7.		
	6-1	LIKAR Matej	85.4 85.5	80.5 83.0	41.0 46.0	16.0 15.5	16.0 17.0	16.0 16.5	16.5 16.5	16.0 16.0	48.0 49.0	25 26	0.41 0.85	-2.6 -5.4	86.4 89.6	8. 8.	
	6-2	MANDL Ziga	85.9 86.0	90.5 93.0	61.0 66.0	18.0 17.5	18.0 18.0	17.5 18.5	18.0 18.0	17.5 17.5	53.5 53.5	25 26	0.62 0.40	-4.0 -2.6	110.5 116.9	2. 1.	
	6-3	PRISLIC Ernest	85.8 86.0	89.0 87.0	58.0 54.0	17.5 17.0	18.0 17.5	18.0 17.5	18.0 17.0	17.5 17.0	53.5 51.5	25 26	0.27 0.16	-1.7 -1.0	109.8 104.5	3. 7.	



Official Results

Rank	Bib	Name	Speed [km/h]	Distance [m]	Distance Points	Judges Marks					Judges Points	Gate / Wind Compensation				Round Points	Group Rank	Total
						A	B	C	D	E		Gate	Points	[m/s]	Points			
7.	8	AUT - AUSTRIA												292.2	7.	610.1		
														317.9	4.			
		8-1	ORTNER Thomas	86.1	83.5	47.0	18.0	17.5	17.5	17.5	17.5	52.5	25	0.91	-5.8		93.7	7.
				86.0	85.5	51.0	17.0	17.0	17.5	17.0	17.0	51.0	26	0.68	-4.4		97.6	7.
8-2	KOCH Bjoern	85.7	82.0	44.0	17.0	17.0	16.5	17.0	17.0	51.0	25	-0.08	0.6	95.6	7.			
				85.8	88.5	57.0	17.0	17.5	17.5	17.0	52.0	26	0.21	-1.3	107.7	5.		
8-3	LACKNER Thomas	86.3	84.5	49.0	17.0	17.5	17.0	17.0	17.5	51.5	25	-0.31	2.4	102.9	6.			
				86.4	90.5	61.0	17.5	18.0	18.0	17.5	53.0	26	0.22	-1.4	112.6	3.		

8.	1	NOR - NORWAY												288.3	8.	590.5		
														302.2	8.			
		1-1	AUNE Joakim Larsen	85.9	84.5	49.0	17.0	17.5	17.0	17.0	17.0	51.0	25	0.02	-0.1		99.9	6.
				86.0	90.5	61.0	18.0	18.0	18.0	18.0	17.0	54.0	26	0.39	-2.5		112.5	4.
1-2	HENNINGSEN Alexander	85.6	82.0	44.0	16.0	16.5	16.5	16.0	16.5	49.0	25	0.84	-5.4	87.6	8.			
				85.9	81.5	43.0	16.5	16.5	16.5	15.5	16.0	49.0	26	0.57	-3.6	88.4	8.	
1-3	SKINNES Stian Andre	85.9	85.5	51.0	16.0	16.5	16.5	16.0	16.0	48.5	25	-0.17	1.3	100.8	7.			
				86.1	86.5	53.0	16.5	17.0	16.5	16.5	16.0	49.5	26	0.18	-1.2	101.3	8.	

not qualified for final round

9.	2	CZE - CZECH REPUBLIC												235.4	9.	235.4		
		2-1	SOUCEK Jan	85.4	78.0	36.0	16.5	16.0	16.5	16.5	16.0	49.0	25	0.44	-2.8		82.2	9.
				85.6	76.5	33.0	16.0	16.0	16.0	16.0	16.5	48.0	25	0.81	-5.2		75.8	9.
2-3	KUTAL Petr	85.9	74.0	28.0	16.0	16.0	16.0	16.0	15.5	48.0	25	-0.18	1.4	77.4	9.			

10.	3	UKR - UKRAINE												174.2	10.	174.2		
		3-1	DODYUK Vatalii	84.8	65.0	10.0	15.5	15.5	15.5	15.5	16.0	46.5	25	0.80	-5.1		51.4	10.
				85.2	70.5	21.0	16.0	15.5	16.0	15.5	16.0	47.5	25	1.59	-10.2		58.3	10.
3-3	BALANDA Ruslan	85.3	68.5	17.0	15.5	15.5	15.5	15.5	16.0	46.5	25	-0.13	1.0	64.5	10.			

Competition / Weather Information

	Time	Base Values			Weather	Temp. Start / Finish [°C]		Humid. [%]	tan. Wind [m/s]			
		Wind	Gate	Length		Air	Snow		min.	max.	Avg.	
1st Round	Group 1	14:00 - 14:32	0.00	25	76.34m	clear	0.4 / 0.5	-9.0 / -9.0	55 / 56	-0.31	1.59	0.42
	Group 2	0.00	25	76.34m								
	Group 3	0.00	25	76.34m								
Final Round	Group 1	14:51 - 15:14	0.00	26	76.75m	cloudy	0.7 / 0.6	-9.0 / -9.0	56 / 59	0.07	0.85	0.43
	Group 2	0.00	26	76.75m								
	Group 3	0.00	26	76.75m								

Statistics

	Gate No.	Diff	Athletes	Falls	Distance [m]			Speed [km/h]			Competitors / Nations		
					min.	max.	Avg.	min.	max.	Avg.	in start list	started	with results
1st Round	Group 1	25	10	0	65.0	96.5	85.2	84.8	86.1	85.6	30/10	30/10	30/10
	Group 2	25	10	0	70.5	90.5	84.6	85.2	86.0	85.5			
	Group 3	25	10	0	68.5	95.0	84.2	85.2	86.3	85.8			
Final Round	Group 1	26	8	0	83.0	98.0	90.0	85.5	86.0	85.8	24/8	24/8	24/8
	Group 2	26	8	0	81.5	93.5	89.1	85.5	86.2	85.7			
	Group 3	26	8	0	86.5	95.0	89.7	85.6	86.5	86.1			

Technical Delegate (TD):

FORRER Ueli (SUI)

Chief of Competition:

JELENSKY Jan (SVK)

Legend

Assistant TD Assistant Technical Delegate

Humid. Humidity


Avg. max. Average maximum

Ctry Code Country Code
min. minimum

Timing and Results provided by **TISSOT**



WINTER
UNIVERSIADE
ŠTRBSKÉ PLESO/OSRBLIE
NORDIC SKIING & BIATHLON
2015



RESULT BOOK

SKI JUMPING

Mixed Team



Medallists

Medal	Country	Name
GOLD	JPN - Japan	KOBAYASHI Yuka KOBAYASHI Junshiro
SILVER	RUS - Russian Federation	GLADYSHEVA Anastasiya MAKSIMOVICH Mikhail
BRONZE	JPN - Japan	MATSUHASHI Aki TAKANASHI Kanta



Results

Jury / Competition Management				Judges				Hill Data			
Technical Delegate (TD)	FORRER Ueli (SUI)			A	BABIS Emil (SVK)			Hill Size (HS)	100 m / (95 m)		
Chief of Competition	JELENSKY Jan (SVK)			B	POLLHAMMER Fritz (AUT)			K-Point	90 m		
Assistant TD	NADARKIEWICZ Renata (POL)			C	BAIER Jan (CZE)			Meter Value	2.0 points / m		
Equipment Control	GANSTER Edgar (AUT)			D	RAPPEGLUECK Franz (GER)			Gate Factor	6.00 points / m		
Equipment Control	BACZKOWSKA Aga (POL)			E	GUNKA Ryszard (POL)			Wind Factors	6.40 / 7.74 points / m/s		
FISU Technical Delegate	GANZENHUBER Paul (AUT)										

Bib	Name	Ctry Code	Speed		G / W Comp. Gate	Points		Bib	Name	Ctry Code	Speed		G / W Comp. Gate	Points	
			[km/h]	[m]		[m/s]	Rank				[km/h]	[m]		[m/s]	Rank
1-1	GLADYSHEVA Anastasiya	RUS	87.1	79.0	37	0.54	34.5	1-2	MAKSIMOVICH Mikhail	RUS	85.1	86.5	26	0.02	52.9
			9.	12.		-3.5	11.				16.	4.		-0.1	4.
2-1	MA Tong	CHN	87.7	66.0	37	0.59	8.2	2-2	WANG Bingrong	CHN	84.5	55.5	26	1.03	0.0
			8.	16.		-3.8	16.				18.	18.		-6.6	18.
3-1	PUSTKOVA Vladena	CZE	88.8	68.0	37	0.53	12.6	3-2	HACEK Vit	CZE	85.5	80.5	26	1.08	34.1
			1.	15.		-3.4	15.				14.	9.		-6.9	12.
4-1	MATSUHASHI Aki	JPN	88.2	81.5	37	0.72	38.4	4-2	TAKANASHI Kanta	JPN	85.9	89.0	26	0.73	53.3
			3.	8.		-4.6	9.				12.	2.		-4.7	3.
5-1	KEIL Katharina	AUT	88.1	72.0	37	1.18	16.4	5-2	MUELLER Lukas	AUT	86.2	86.5	26	0.40	50.4
			4.	13.		-7.6	14.				10.	4.		-2.6	5.
6-1	LI Xueyao	CHN	87.8	83.0	37	0.75	41.2	6-2	LI Chao	CHN	84.6	62.0	26	0.00	4.0
			7.	7.		-4.8	7.				17.	17.		0.0	17.
7-1	DOLEZELOVA Michaela	CZE	88.3	79.5	37	0.12	38.2	7-2	SOUCEK Jan	CZE	85.5	71.0	26	0.03	21.8
			2.	11.		-0.8	10.				14.	14.		-0.2	13.
8-1	KOBAYASHI Yuka	JPN	87.9	80.5	37	0.26	39.3	8-2	KOBAYASHI Junshiro	JPN	85.7	88.0	26	-0.10	56.8
			6.	9.		-1.7	8.				13.	3.		0.8	2.
9-1	AVVAKUMOVA Irina	RUS	88.1	85.5	37	0.31	49.0	9-2	HAZETDINOV Ilmir	RUS	86.1	91.5	26	0.05	62.7
			4.	6.		-2.0	6.				11.	1.		-0.3	1.

Competition / Weather Information												
	Time	Base Values			Weather	Temp. Start / Finish [°C]		Humid. [%]	tan. Wind [m/s]			
		Wind	Gate	Length		Air	Snow		min.	max.	Avg.	
Trial Round	13:01 - 13:17	0.00	37	81.26m	lightly snowfall	-0.7	-0.5	-10.0 / -10.0	95 / 95	-0.10	1.18	0.48

Statistics													
	Gate		Athletes	Falls	Distance [m]			Speed [km/h]			Competitors / Nations		
	No.	Diff			min.	max.	Avg.	min.	max.	Avg.	in start list	started	with results
Trial Round	26	-4.51m	9	0	55.5	91.5	78.9	84.5	86.2	85.4	18/5	18/5	18/5
	37		9	0	66.0	85.5	77.2	87.1	88.8	88.0			

Legend			
Assistant TD	Assistant Technical Delegate	Avg.	Average
Dist.	Distance	G / W Comp.	Gate / Wind Compensation
max.	maximum	min.	minimum
Ctry Code	Country Code	Humid.	Humidity



Start List

Jury / Competition Management		Judges		Hill Data	
Technical Delegate (TD)	FORRER Ueli (SUI)	A	BABIS Emil (SVK)	Hill Size (HS)	100 m / (95 m)
Chief of Competition	JELENSKY Jan (SVK)	B	POLLHAMMER Fritz (AUT)	K-Point	90 m
Assistant TD	NADARKIEWICZ Renata (POL)	C	BAIER Jan (CZE)	Meter Value	2.0 points / m
Equipment Control	GANSTER Edgar (AUT)	D	RAPPENGLUECK Franz (GER)	Gate Factor	6.00 points / m
Equipment Control	BACZKOWSKA Aga (POL)	E	GUNKA Ryszard (POL)	Wind Factors	6.40 / 7.74 points / m/s
FISU Technical Delegate	GANZENHUBER Paul (AUT)				

Number of Competitors: 18, Number of Countries: 5

Bib	Name	Ctry Code	Trial			1st Round					Remarks
			Speed [km/h]	Distance [m]	Gate	Speed [km/h]	Distance [m]	Points	Gate	Rank	
1-1	GLADYSHEVA Anastasiya	RUS									
2-1	MA Tong	CHN									
3-1	PUSTKOVA Vladena	CZE									
4-1	MATSUHASHI Aki	JPN									
5-1	KEIL Katharina	AUT									
6-1	LI Xueyao	CHN									
7-1	DOLEZELOVA Michaela	CZE									
8-1	KOBAYASHI Yuka	JPN									
9-1	AVVAKUMOVA Irina	RUS									

1-2	MAKSIMOVICH Mikhail	RUS									
2-2	WANG Bingrong	CHN									
3-2	HACEK Vit	CZE									
4-2	TAKANASHI Kanta	JPN									
5-2	MUELLER Lukas	AUT									
6-2	LI Chao	CHN									
7-2	SOUCEK Jan	CZE									
8-2	KOBAYASHI Junshiro	JPN									
9-2	HAZETDINOV Ilmir	RUS									

Legend

Assistant TD Assistant Technical Delegate

Ctry Code Country Code



Official Results

Jury / Competition Management				Judges					Hill Data			
Technical Delegate (TD)	FORRER Ueli (SUI)			A	BABIS Emil (SVK)				Hill Size (HS)	100 m / (95 m)		
Chief of Competition	JELENSKY Jan (SVK)			B	POLLHAMMER Fritz (AUT)				K-Point	90 m		
Assistant TD	NADARKIEWICZ Renata (POL)			C	BAIER Jan (CZE)				Meter Value	2.0 points / m		
Equipment Control	GANSTER Edgar (AUT)			D	RAPPEGLUECK Franz (GER)				Gate Factor	6.00 points / m		
Equipment Control	BACZKOWSKA Aga (POL)			E	GUNKA Ryszard (POL)				Wind Factors	6.40 / 7.74 points / m/s		
FISU Technical Delegate	GANZENHUBER Paul (AUT)											

Rank	Bib	Name	Speed [km/h]	Distance [m]	Distance Points	Judges Marks					Judges Points	Gate / Wind Compensation			Round Points	Group Rank	Total		
						A	B	C	D	E		Gate	Points	[m/s]					
1.	8	JPN - JAPAN I															202.4	1.	202.4
	8-1	KOBAYASHI Yuka	86.6	85.5	51.0	17.0	17.0	17.5	17.0	17.0	51.5	35	1.67	-10.7	91.8	1.			
	8-2	KOBAYASHI Junshiro	83.4	94.0	68.0	18.0	18.0	17.5	18.0	18.5	54.0	25	1.78	-11.4	110.6	1.			
2.	1	RUS - RUSSIAN FEDERATION II															185.0	2.	185.0
	1-1	GLADYSHEVA Anastasiya	85.9	79.0	38.0	16.0	16.5	17.0	16.5	16.5	49.5	35	1.19	-7.6	79.9	3.			
	1-2	MAKSIMOVICH Mikhail	84.4	88.0	56.0	17.5	17.0	17.5	17.5	17.5	52.5	25	0.53	-3.4	105.1	2.			
3.	4	JPN - JAPAN II															178.6	3.	178.6
	4-1	MATSUHASHI Aki	88.0	83.0	46.0	16.0	15.5	16.0	15.0	16.0	47.5	35	1.18	-7.6	85.9	2.			
	4-2	TAKANASHI Kanta	84.5	86.0	52.0	17.0	17.0	17.0	17.5	17.5	51.5	25	1.69	-10.8	92.7	4.			
4.	9	RUS - RUSSIAN FEDERATION I															178.0	4.	178.0
	9-1	AVVAKUMOVA Irina	86.6	77.5	35.0	16.5	16.5	16.5	16.5	16.5	49.5	35	1.09	-7.0	77.5	4.			
	9-2	HAZETDINOV Ilmir	65.1	88.0	56.0	17.5	18.5	18.0	18.5	18.0	54.5	25	1.56	-10.0	100.5	3.			
5.	7	CZE - CZECH REPUBLIC I															129.5	5.	129.5
	7-1	DOLEZELOVA Michaela	87.1	78.0	36.0	16.5	16.5	16.5	17.0	16.0	49.5	35	1.56	-10.0	75.5	5.			
	7-2	SOUCEK Jan	82.8	69.5	19.0	16.0	16.0	16.0	16.5	16.0	48.0	25	2.03	-13.0	54.0	6.			
6.	5	AUT - AUSTRIA															122.8	6.	122.8
	5-1	KEIL Katharina	86.5	60.0	0.0	15.5	15.5	15.0	15.5	15.5	46.5	35	1.17	-7.5	39.0	8.			
	5-2	MUELLER Lukas	84.3	77.5	35.0	16.0	16.5	17.0	17.0	16.5	50.0	25	0.19	-1.2	83.8	5.			
7.	6	CHN - PEOPLE'S REPUBLIC OF CHINA I															102.6	7.	102.6
	6-1	LI Xueyao	86.0	77.0	34.0	16.0	15.5	16.0	15.5	15.5	47.0	35	1.62	-10.4	70.6	6.			
	6-2	LI Chao	83.3	60.0	0.0	14.0	14.0	14.0	14.0	13.5	42.0	25	1.56	-10.0	32.0	7.			
8.	2	CHN - PEOPLE'S REPUBLIC OF CHINA															62.9	8.	62.9
	2-1	MA Tong	85.9	61.0	2.0	14.0	14.5	15.0	14.0	14.0	42.5	35	1.32	-8.4	36.1	9.			
	2-2	WANG Bingrong	83.2	54.5	-11.0	15.0	15.0	15.5	15.0	15.0	45.0	25	1.13	-7.2	26.8	8.			
9.	3	CZE - CZECH REPUBLIC II															48.6	9.	48.6
	3-1	PUSTKOVA Vladena	86.7	66.5	13.0	15.5	16.0	15.0	15.5	15.5	46.5	35	1.71	-10.9	48.6	7.			
	3-2	HACEK Vit		DSQ		SCE 1.2.1.1									0.0				

Reason for disqualification:

SCE 1.2.1.1: SKI LENGTH



FRI 30 JAN 2015

Start Time 14:07 / Finish Time 14:38

Official Results

Competition / Weather Information												
	Time	Base Values			Weather	Temp. Start / Finish [°C]		Humid. [%]	tan. Wind [m/s]			
		Wind	Gate	Length		Air	Snow		min.	max.	Avg.	
Final Round	Group 1	14:07 - 14:38	0.00	35	80.44m	snowfall	-0.6 / -1.3	-10.0 / -10.0	95 / 95	0.19	2.03	1.43
	Group 2		0.00	25	76.34m							

Statistics													
	Gate	Athletes	Falls	Distance [m]			Speed [km/h]			Competitors / Nations			
				No.	Diff	min.	max.	Avg.	min.	max.	Avg.	in start list	started
Final Round	Group 1	35	9	0	60.0	85.5	74.1	85.9	88.0	86.5	18/5	18/5	17/5
	Group 2	25	8	0	54.5	94.0	77.1	65.1	84.5	81.3			

Technical Delegate (TD):						Chief of Competition:					
FORRER Ueli (SUI)						JELENSKY Jan (SVK)					

NOTE

How point scores are calculated

A competitor is awarded 60 points for jumping the K-point distance. For every meter more or less than the K-point, a competitor has 2.0 points added or subtracted from his total. In addition, competitors are awarded points for style (for flight, landing and out-run) up to a maximum of 20 per judge. Five judges score each jump, with the highest and lowest scores discarded and the scores of the other three summed and added to the competitor's points for distance.

Legend

Assistant TD Assistant Technical Delegate

DSQ Disqualified

min. minimum

Avg. Average

Humid. Humidity

Ctry Code Country Code

max. maximum

Timing and Results provided by  TISSOT